



Race Results

Timaru H.R.C., HRNZ, April 26, 2018

Compilation date: April 26, 2018, 9:47:18 PM (NZST)

Copyright © 2018 HRNZ and NZMTC. All rights reserved.

Trademarks.

StrideMASTER is a registered trademark of Thoroughbred Ratings Pty Ltd.

Disclaimer.

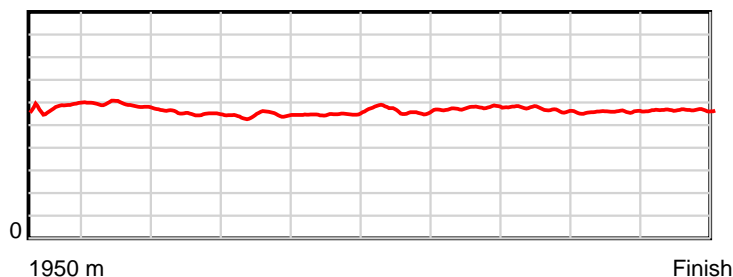
HRNZ and NZMTC and Thoroughbred Ratings Pty Ltd accepts no responsibility for the completeness or accuracy of any of the information contained herein, and makes no representations about its suitability for any particular purpose. Users should make their own judgements about those matters and/or seek independent advice. You assume all risks associated with use of the data provided on this page.

Race Results

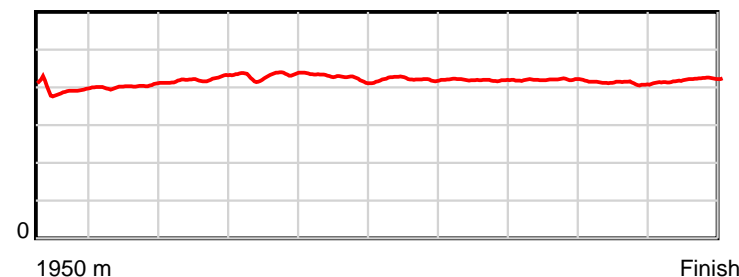
April 26, 2018, Race 9, MAYFIELD LIONS MOBILE PACE, Distance 1950m, Addington - Survey 1950m

Result	TAB no.	Horse (Barrier)	1950 to	1800m to	1600m to	1400m to	1200m to	1000m to	800m to	600m to	400m to	200m to	Total or	Margin
1st	7	Skipperland (6)	1800m	1600m	1400m	1200m	1000m	800m	600m	400m	200m	WP	Average	
		Position in running (margin)	-	2(0.4)	3(2.4)	1(0.0)	2(0.4)	1(0.0)	1(0.0)	1(0.0)	1(0.0)	2(0.2)		0.00
		Sectional time (s)	9.84	14.35	15.56	15.80	15.17	14.89	14.69	15.18	14.80	14.85		
		Cumulative time (s)	145.13	135.29	120.94	105.38	89.58	74.41	59.52	44.83	29.65	14.85	2:25.13	
		Speed (m/s)	15.24	13.94	12.85	12.66	13.18	13.43	13.61	13.18	13.51	13.47	13.44	
		Stride length (m)	5.86	5.62	5.43	5.47	5.61	5.67	5.71	5.54	5.56	5.66	5.60	
		Stride duration (s)	0.392	0.403	0.422	0.432	0.426	0.422	0.419	0.420	0.411	0.420	0.417	
		Stride efficiency (%)	53.58	49.36	46.01	46.79	49.27	50.15	50.98	47.94	48.29	50.09	49.07	
		Stride count	25.62	35.59	36.86	36.55	35.62	35.30	35.02	36.11	35.98	35.32	347.97	

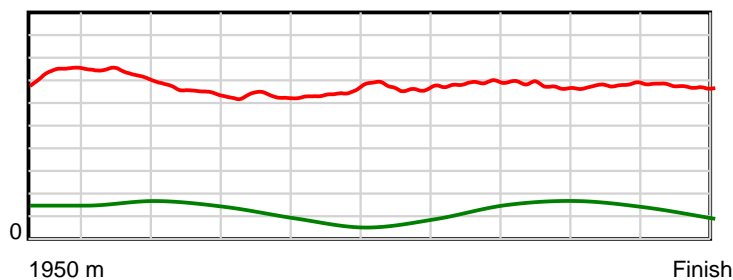
10 m Stride length



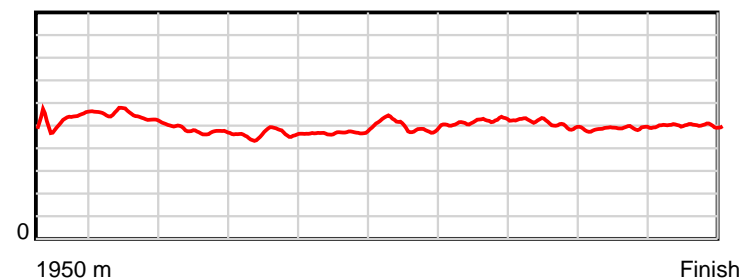
0.6 s Stride duration



20 m/sec Speed



100 % Stride efficiency



Note: Horizontal distance axis grid lines are 200m furlongs.

Disclaimer.

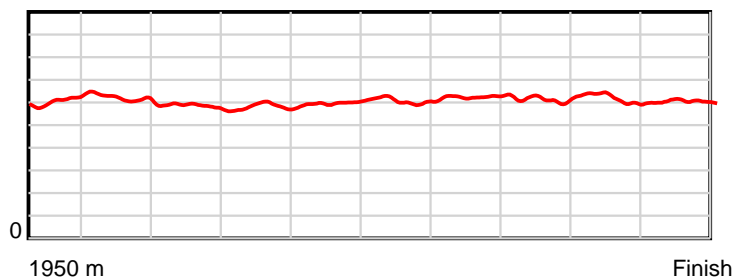
HRNZ and NZMTC and Thoroughbred Ratings Pty Ltd accepts no responsibility for the completeness or accuracy of any of the information contained herein, and makes no representations about its suitability for any particular purpose. Users should make their own judgements about those matters and/or seek independent advice. You assume all risks associated with use of the data provided on this page.

Race Results

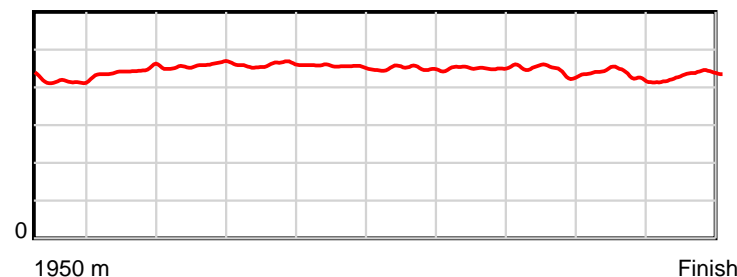
April 26, 2018, Race 9, MAYFIELD LIONS MOBILE PACE, Distance 1950m, Addington - Survey 1950m

Result	TAB no.	Horse (Barrier)	1950 to	1800m to	1600m to	1400m to	1200m to	1000m to	800m to	600m to	400m to	200m to	Total or	Margin
2nd	11	Awayovernight (9)	1800m	1600m	1400m	1200m	1000m	800m	600m	400m	200m	WP	Average	
		Position in running (margin)	-	6(3.8)	7(6.8)	8(5.9)	8(6.0)	8(7.3)	8(8.3)	8(7.1)	8(4.7)	5(3.1)		0.80
		Sectional time (s)	10.73	14.53	15.80	15.75	15.44	15.06	14.48	14.78	14.51	14.19		
		Cumulative time (s)	145.27	134.54	120.01	104.21	88.46	73.02	57.96	43.48	28.70	14.19	2:25.27	
		Speed (m/s)	13.98	13.76	12.66	12.70	12.95	13.28	13.81	13.53	13.78	14.09	13.42	
		Stride length (m)	6.08	6.11	5.80	5.84	5.90	5.97	6.25	6.01	5.98	6.11	6.00	
		Stride duration (s)	0.415	0.444	0.458	0.460	0.456	0.450	0.452	0.444	0.433	0.433	0.447	
		Stride efficiency (%)	57.84	58.30	52.57	53.24	54.49	55.71	60.95	56.51	55.81	58.24	56.25	
		Stride count	24.66	32.74	34.48	34.26	33.87	33.50	32.02	33.26	33.47	32.76	325.02	

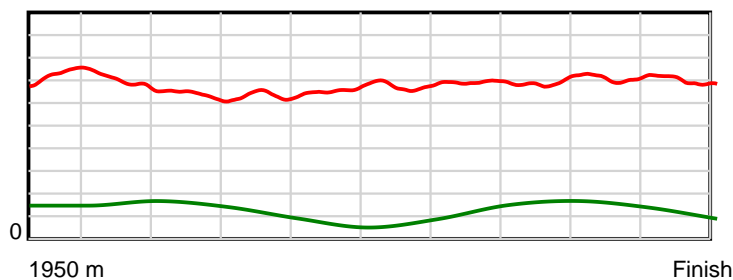
10 m Stride length



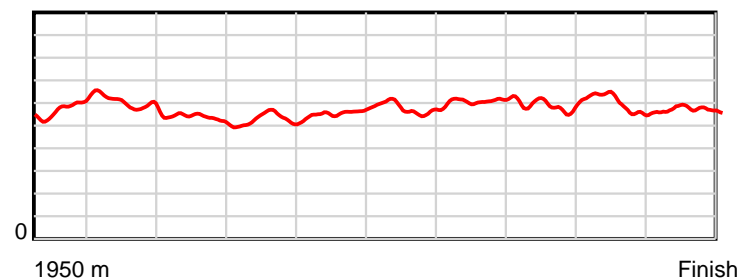
0.6 s Stride duration



20 m/sec Speed



100 % Stride efficiency



Note: Horizontal distance axis grid lines are 200m furlongs.

Disclaimer.

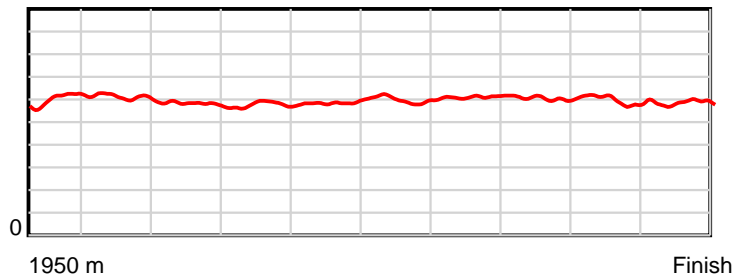
HRNZ and NZMTC and Thoroughbred Ratings Pty Ltd accepts no responsibility for the completeness or accuracy of any of the information contained herein, and makes no representations about its suitability for any particular purpose. Users should make their own judgements about those matters and/or seek independent advice. You assume all risks associated with use of the data provided on this page.

Race Results

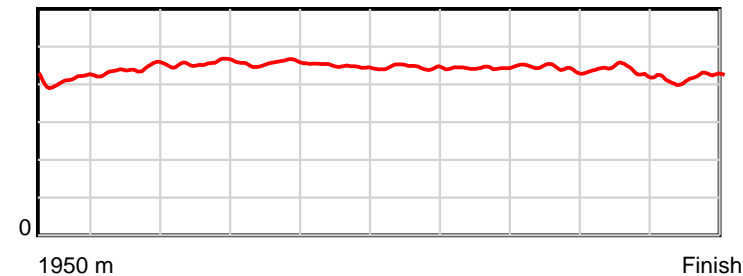
April 26, 2018, Race 9, MAYFIELD LIONS MOBILE PACE, Distance 1950m, Addington - Survey 1950m

Result	TAB no.	Horse (Barrier)	1950 to	1800m to	1600m to	1400m to	1200m to	1000m to	800m to	600m to	400m to	200m to	Total or	Margin
3rd	6	Stonebridge Cu... (5)	1800m	1600m	1400m	1200m	1000m	800m	600m	400m	200m	WP	Average	
		Position in running (margin)	-	4(1.4)	5(4.8)	7(4.0)	6(4.1)	6(5.1)	6(6.2)	6(5.2)	6(3.6)	7(3.7)		1.00
		Sectional time (s)	10.08	14.58	15.82	15.75	15.39	15.08	14.52	14.91	14.78	14.39		
		Cumulative time (s)	145.30	135.22	120.64	104.82	89.07	73.68	58.60	44.08	29.17	14.39	2:25.30	
		Speed (m/s)	14.88	13.72	12.64	12.70	13.00	13.26	13.77	13.41	13.53	13.90	13.42	
		Stride length (m)	6.09	6.04	5.76	5.80	5.83	5.90	6.12	5.94	5.92	5.80	5.91	
		Stride duration (s)	0.410	0.440	0.456	0.457	0.449	0.445	0.444	0.443	0.437	0.417	0.441	
		Stride efficiency (%)	57.93	56.94	51.87	52.55	53.13	54.44	58.48	55.11	54.68	52.50	54.62	
		Stride count	24.64	33.13	34.71	34.49	34.30	33.88	32.69	33.68	33.81	34.50	329.83	

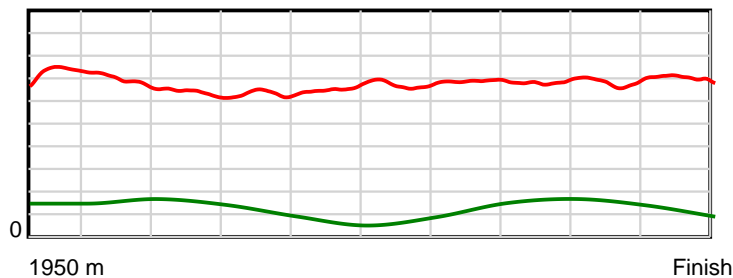
10 m Stride length



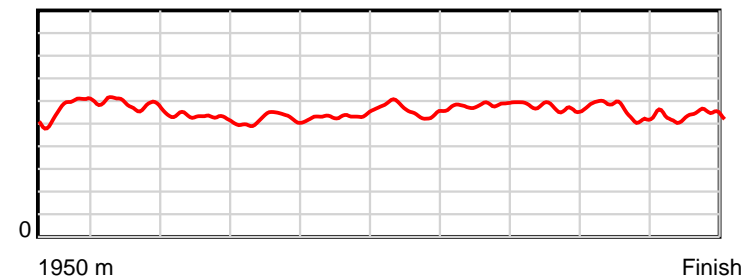
0.6 s Stride duration



20 m/sec Speed



100 % Stride efficiency



Note: Horizontal distance axis grid lines are 200m furlongs.

Disclaimer.

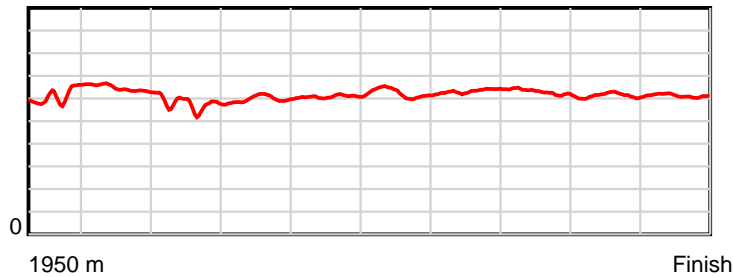
HRNZ and NZMTC and Thoroughbred Ratings Pty Ltd accepts no responsibility for the completeness or accuracy of any of the information contained herein, and makes no representations about its suitability for any particular purpose. Users should make their own judgements about those matters and/or seek independent advice. You assume all risks associated with use of the data provided on this page.

Race Results

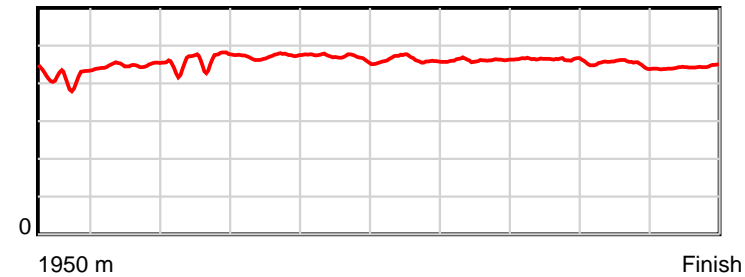
April 26, 2018, Race 9, MAYFIELD LIONS MOBILE PACE, Distance 1950m, Addington - Survey 1950m

Result	TAB no.	Horse (Barrier)	1950 to	1800m to	1600m to	1400m to	1200m to	1000m to	800m to	600m to	400m to	200m to	Total or	Margin
4th	2	Shardan Suzie (2)	1800m	1600m	1400m	1200m	1000m	800m	600m	400m	200m	WP	Average	
		Position in running (margin)	-	5(1.5)	2(1.8)	5(2.0)	5(2.8)	5(4.4)	5(4.8)	5(4.3)	5(2.7)	4(2.4)		1.20
		Sectional time (s)	10.31	14.07	15.99	15.87	15.48	14.96	14.60	14.91	14.71	14.45		
		Cumulative time (s)	145.35	135.04	120.97	104.98	89.11	73.63	58.67	44.07	29.16	14.45	2:25.35	
		Speed (m/s)	14.55	14.21	12.51	12.60	12.92	13.37	13.70	13.41	13.60	13.84	13.42	
		Stride length (m)	6.07	6.36	5.72	5.94	6.06	6.18	6.31	6.21	6.14	6.11	6.11	
		Stride duration (s)	0.411	0.448	0.458	0.471	0.469	0.463	0.460	0.463	0.452	0.442	0.455	
		Stride efficiency (%)	57.62	63.27	51.18	55.14	57.42	59.77	62.12	60.21	58.95	58.40	58.28	
		Stride count	24.70	31.43	34.95	33.67	32.99	32.34	31.72	32.22	32.56	32.72	319.30	

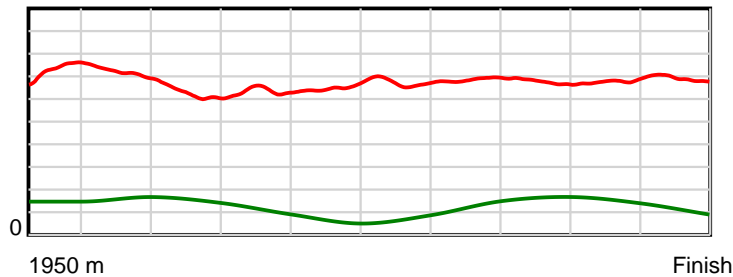
10 m Stride length



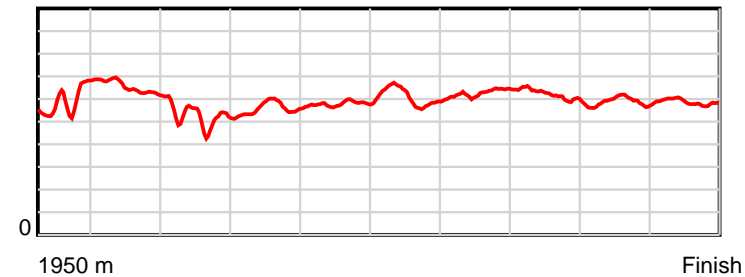
0.6 s Stride duration



20 m/sec Speed



100 % Stride efficiency



Note: Horizontal distance axis grid lines are 200m furlongs.

Disclaimer.

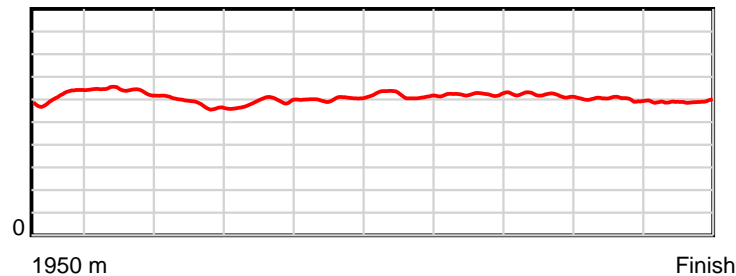
HRNZ and NZMTC and Thoroughbred Ratings Pty Ltd accepts no responsibility for the completeness or accuracy of any of the information contained herein, and makes no representations about its suitability for any particular purpose. Users should make their own judgements about those matters and/or seek independent advice. You assume all risks associated with use of the data provided on this page.

Race Results

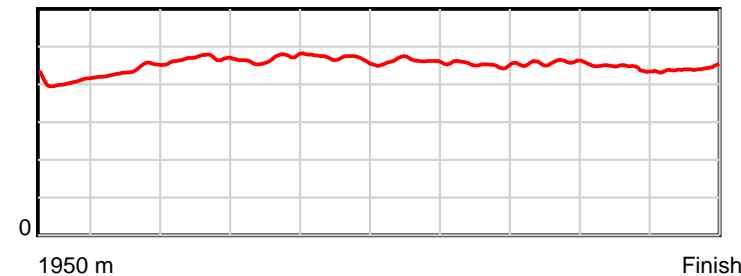
April 26, 2018, Race 9, MAYFIELD LIONS MOBILE PACE, Distance 1950m, Addington - Survey 1950m

Result	TAB no.	Horse (Barrier)	1950 to	1800m to	1600m to	1400m to	1200m to	1000m to	800m to	600m to	400m to	200m to	Total or	Margin
5th	5	Real Dash (4)	1800m	1600m	1400m	1200m	1000m	800m	600m	400m	200m	WP	Average	
		Position in running (margin)	-	1(0.0)	1(0.0)	2(0.5)	3(1.0)	3(2.1)	3(2.7)	3(2.1)	3(1.2)	1(0.0)		2.30
		Sectional time (s)	10.14	14.03	16.02	15.83	15.41	14.99	14.59	15.03	14.57	14.93		
		Cumulative time (s)	145.54	135.40	121.37	105.35	89.52	74.11	59.12	44.53	29.50	14.93	2:25.54	
		Speed (m/s)	14.79	14.26	12.48	12.63	12.98	13.34	13.71	13.31	13.73	13.40	13.40	
		Stride length (m)	6.12	6.25	5.85	5.91	6.09	6.16	6.22	6.09	6.11	5.91	6.07	
		Stride duration (s)	0.405	0.438	0.469	0.468	0.469	0.462	0.453	0.457	0.445	0.441	0.453	
		Stride efficiency (%)	58.58	61.08	53.55	54.52	57.93	59.36	60.42	57.87	58.27	54.61	57.52	
		Stride count	24.50	31.99	34.16	33.86	32.85	32.45	32.16	32.87	32.75	33.83	321.42	

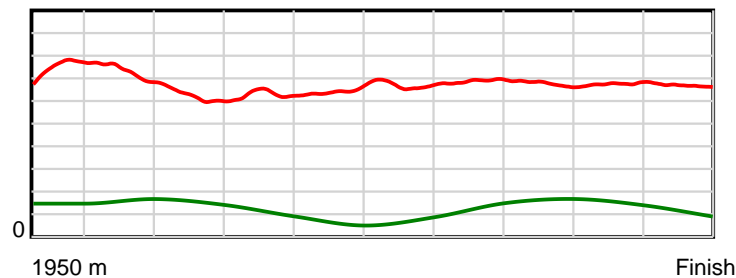
10 m Stride length



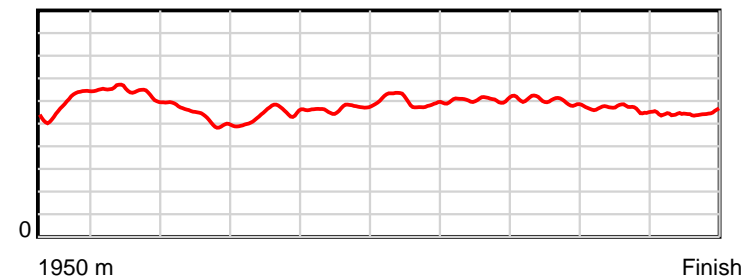
0.6 s Stride duration



20 m/sec Speed



100 % Stride efficiency



Note: Horizontal distance axis grid lines are 200m furlongs.

Disclaimer.

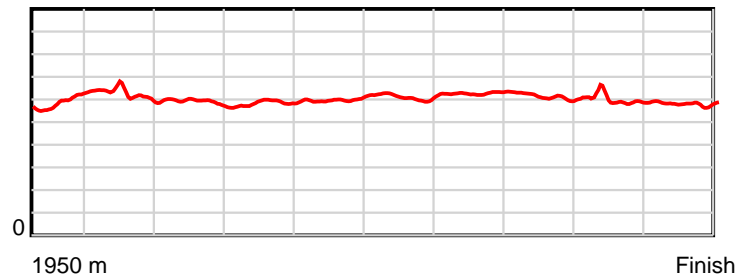
HRNZ and NZMTC and Thoroughbred Ratings Pty Ltd accepts no responsibility for the completeness or accuracy of any of the information contained herein, and makes no representations about its suitability for any particular purpose. Users should make their own judgements about those matters and/or seek independent advice. You assume all risks associated with use of the data provided on this page.

Race Results

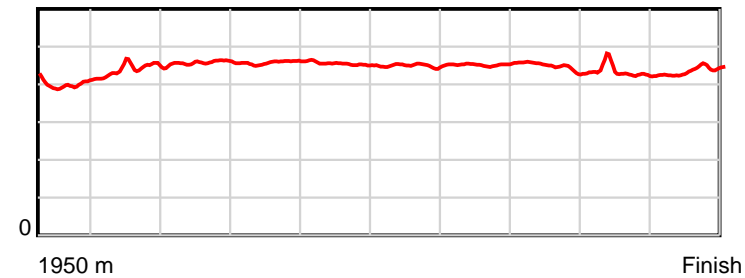
April 26, 2018, Race 9, MAYFIELD LIONS MOBILE PACE, Distance 1950m, Addington - Survey 1950m

Result	TAB no.	Horse (Barrier)	1950 to	1800m to	1600m to	1400m to	1200m to	1000m to	800m to	600m to	400m to	200m to	Total or	Margin
6th	4	Emira (3)	1800m	1600m	1400m	1200m	1000m	800m	600m	400m	200m	WP	Average	
		Position in running (margin)	-	3(0.7)	4(2.7)	4(1.8)	4(1.8)	4(3.2)	4(4.7)	4(3.6)	4(1.9)	3(1.8)		4.00
		Sectional time (s)	10.16	14.36	15.79	15.74	15.46	15.13	14.51	14.90	14.75	15.06		
		Cumulative time (s)	145.86	135.70	121.34	105.55	89.81	74.35	59.22	44.71	29.81	15.06	2:25.86	
		Speed (m/s)	14.76	13.93	12.67	12.71	12.94	13.22	13.78	13.42	13.56	13.28	13.37	
		Stride length (m)	5.95	6.11	5.80	5.81	5.88	5.94	6.23	5.98	5.83	5.81	5.93	
		Stride duration (s)	0.398	0.439	0.458	0.458	0.455	0.449	0.452	0.445	0.430	0.437	0.444	
		Stride efficiency (%)	55.35	58.40	52.58	52.82	54.05	55.13	60.72	55.81	53.17	52.71	54.98	
		Stride count	25.20	32.72	34.48	34.40	34.01	33.67	32.08	33.47	34.29	34.44	328.76	

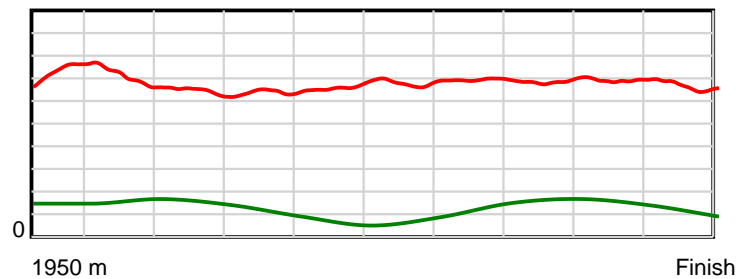
10 m Stride length



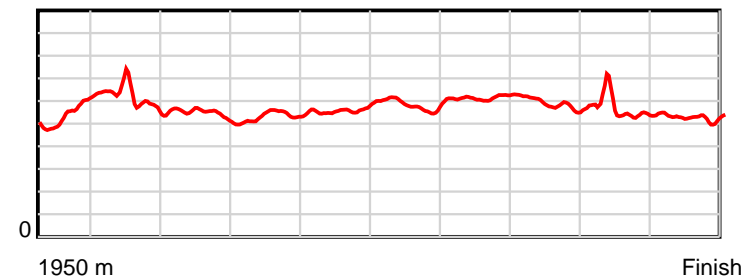
0.6 s Stride duration



20 m/sec Speed



100 % Stride efficiency



Note: Horizontal distance axis grid lines are 200m furlongs.

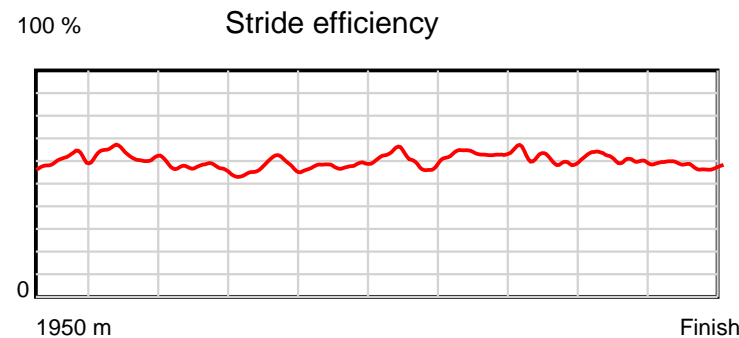
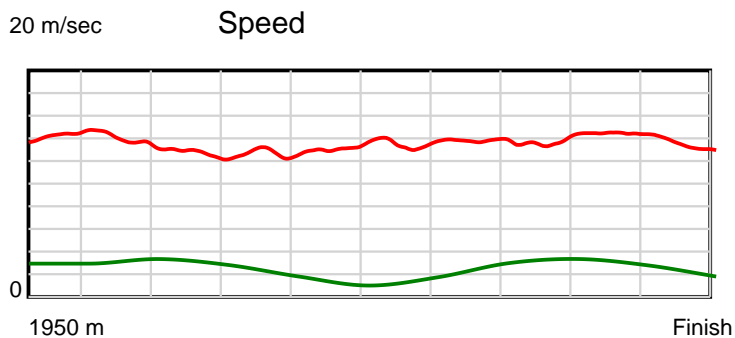
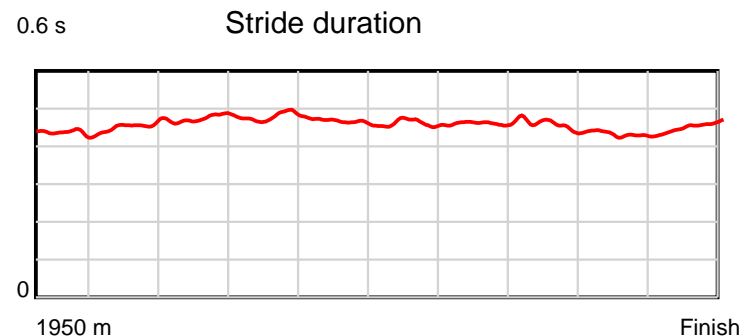
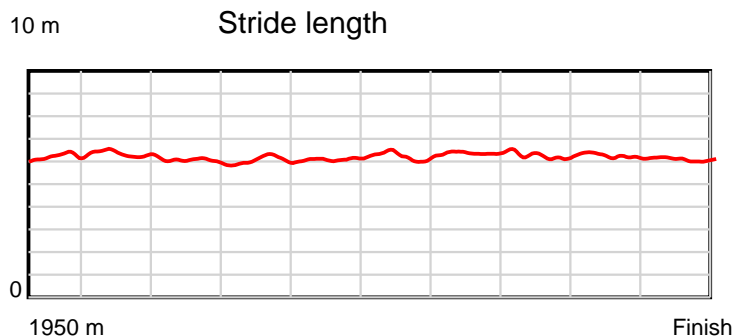
Disclaimer.

HRNZ and NZMTC and Thoroughbred Ratings Pty Ltd accepts no responsibility for the completeness or accuracy of any of the information contained herein, and makes no representations about its suitability for any particular purpose. Users should make their own judgements about those matters and/or seek independent advice. You assume all risks associated with use of the data provided on this page.

Race Results

April 26, 2018, Race 9, MAYFIELD LIONS MOBILE PACE, Distance 1950m, Addington - Survey 1950m

Result	TAB no.	Horse (Barrier)	1950 to	1800m to	1600m to	1400m to	1200m to	1000m to	800m to	600m to	400m to	200m to	Total or	Margin
7th	10	The Kaik (8)	1800m	1600m	1400m	1200m	1000m	800m	600m	400m	200m	WP	Average	
		Position in running (margin)	-	9(5.9)	9(8.4)	10(7.7)	10(7.8)	10(9.2)	10(10.3)	10(8.6)	10(7.3)	8(4.2)		4.60
		Sectional time (s)	10.88	14.44	15.84	15.75	15.47	15.07	14.40	14.97	14.25	14.88		
		Cumulative time (s)	145.95	135.07	120.63	104.79	89.04	73.57	58.50	44.10	29.13	14.88	2:25.95	
		Speed (m/s)	13.79	13.85	12.63	12.70	12.93	13.27	13.89	13.36	14.04	13.44	13.36	
		Stride length (m)	6.25	6.27	5.99	6.08	6.04	6.11	6.41	6.10	6.06	6.12	6.14	
		Stride duration (s)	0.436	0.453	0.475	0.479	0.467	0.461	0.461	0.456	0.432	0.455	0.459	
		Stride efficiency (%)	60.95	61.53	56.13	57.78	56.93	58.42	64.17	58.08	57.37	58.58	58.88	
		Stride count	24.02	31.87	33.37	32.89	33.13	32.71	31.21	32.81	33.01	32.66	317.68	



Note: Horizontal distance axis grid lines are 200m furlongs.

Disclaimer.

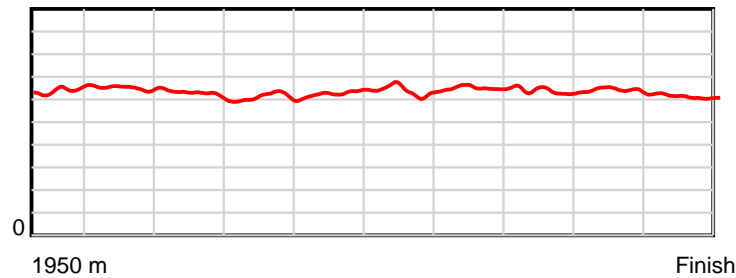
HRNZ and NZMTC and Thoroughbred Ratings Pty Ltd accepts no responsibility for the completeness or accuracy of any of the information contained herein, and makes no representations about its suitability for any particular purpose. Users should make their own judgements about those matters and/or seek independent advice. You assume all risks associated with use of the data provided on this page.

Race Results

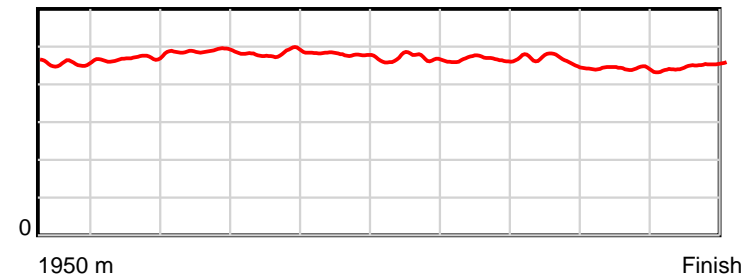
April 26, 2018, Race 9, MAYFIELD LIONS MOBILE PACE, Distance 1950m, Addington - Survey 1950m

Result	TAB no.	Horse (Barrier)	1950 to	1800m to	1600m to	1400m to	1200m to	1000m to	800m to	600m to	400m to	200m to	Total or	Margin
8th	12	Jay FM (10)	1800m	1600m	1400m	1200m	1000m	800m	600m	400m	200m	WP	Average	
		Position in running (margin)	-	10(6.7)	11(10.2)	11(9.1)	11(9.6)	12(11.1)	12(12.5)	12(10.8)	12(9.1)	10(4.8)		5.20
		Sectional time (s)	11.25	14.60	15.77	15.82	15.48	15.13	14.40	14.90	14.05	14.68		
		Cumulative time (s)	146.08	134.83	120.23	104.46	88.64	73.16	58.03	43.63	28.73	14.68	2:26.08	
		Speed (m/s)	13.33	13.70	12.68	12.64	12.92	13.22	13.89	13.42	14.23	13.62	13.35	
		Stride length (m)	6.42	6.43	6.20	6.10	6.19	6.19	6.49	6.23	6.27	6.13	6.26	
		Stride duration (s)	0.455	0.469	0.489	0.483	0.479	0.469	0.467	0.464	0.441	0.450	0.469	
		Stride efficiency (%)	64.32	64.51	60.00	58.16	59.96	59.97	65.76	60.65	61.50	58.67	61.20	
		Stride count	23.38	31.13	32.28	32.78	32.29	32.28	30.83	32.10	31.88	32.64	311.59	

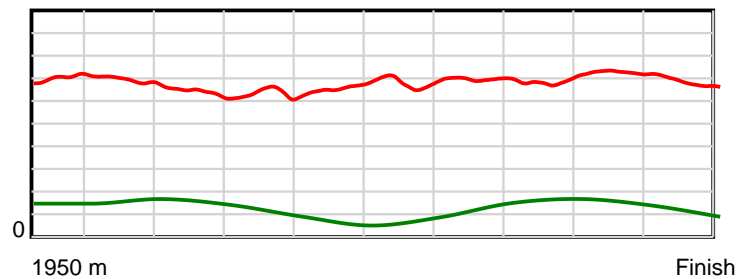
10 m Stride length



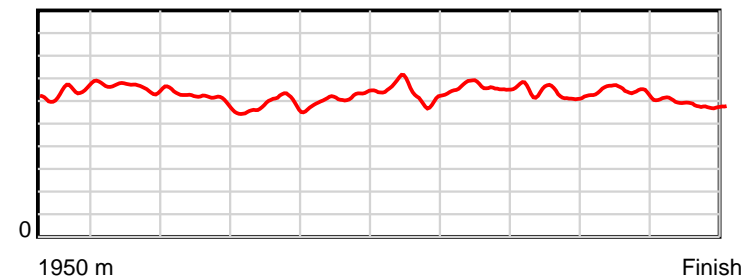
0.6 s Stride duration



20 m/sec Speed



100 % Stride efficiency



Note: Horizontal distance axis grid lines are 200m furlongs.

Disclaimer.

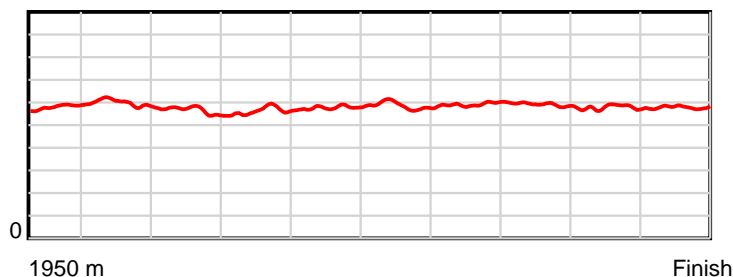
HRNZ and NZMTC and Thoroughbred Ratings Pty Ltd accepts no responsibility for the completeness or accuracy of any of the information contained herein, and makes no representations about its suitability for any particular purpose. Users should make their own judgements about those matters and/or seek independent advice. You assume all risks associated with use of the data provided on this page.

Race Results

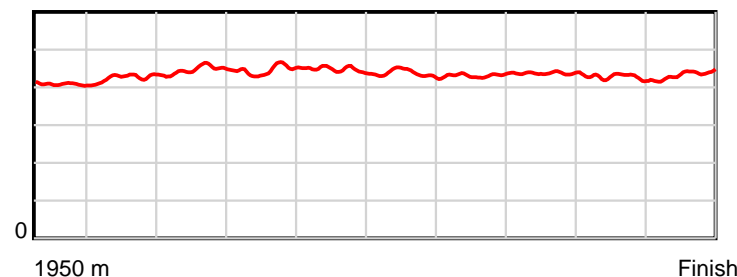
April 26, 2018, Race 9, MAYFIELD LIONS MOBILE PACE, Distance 1950m, Addington - Survey 1950m

Result	TAB no.	Horse (Barrier)	1950 to	1800m to	1600m to	1400m to	1200m to	1000m to	800m to	600m to	400m to	200m to	Total or	Margin
9th	1	Cullenmore (1)	1800m	1600m	1400m	1200m	1000m	800m	600m	400m	200m	WP	Average	
		Position in running (margin)	-	7(3.8)	6(5.1)	6(3.7)	7(4.4)	7(6.6)	7(7.1)	7(6.3)	7(4.4)	9(4.4)		6.00
		Sectional time (s)	10.65	14.25	15.71	15.86	15.59	14.98	14.56	14.85	14.78	14.99		
		Cumulative time (s)	146.22	135.57	121.32	105.61	89.75	74.16	59.18	44.62	29.77	14.99	2:26.22	
		Speed (m/s)	14.09	14.04	12.73	12.61	12.83	13.35	13.74	13.47	13.53	13.34	13.34	
		Stride length (m)	5.85	5.98	5.67	5.62	5.74	5.83	5.93	5.89	5.79	5.79	5.81	
		Stride duration (s)	0.407	0.426	0.446	0.446	0.448	0.437	0.432	0.438	0.428	0.434	0.435	
		Stride efficiency (%)	53.45	55.83	50.31	49.42	51.55	53.16	55.01	54.26	52.34	52.32	52.70	
		Stride count	25.65	33.46	35.25	35.56	34.82	34.29	33.71	33.94	34.56	34.56	335.80	

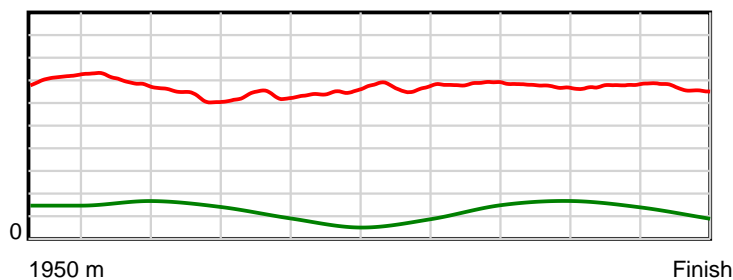
10 m Stride length



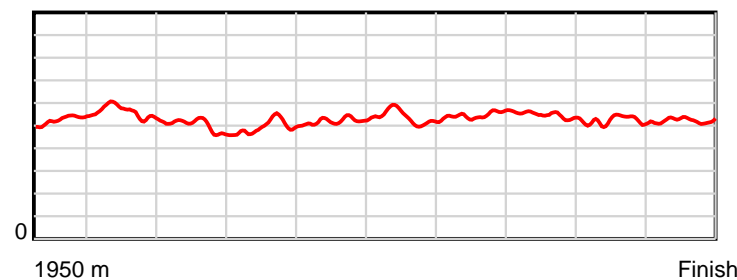
0.6 s Stride duration



20 m/sec Speed



100 % Stride efficiency



Note: Horizontal distance axis grid lines are 200m furlongs.

Disclaimer.

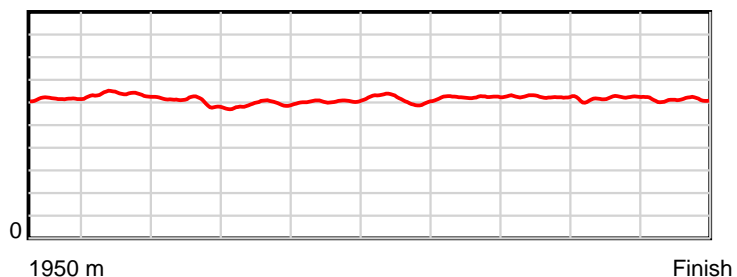
HRNZ and NZMTC and Thoroughbred Ratings Pty Ltd accepts no responsibility for the completeness or accuracy of any of the information contained herein, and makes no representations about its suitability for any particular purpose. Users should make their own judgements about those matters and/or seek independent advice. You assume all risks associated with use of the data provided on this page.

Race Results

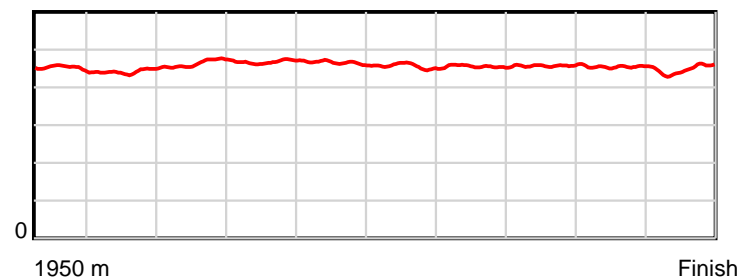
April 26, 2018, Race 9, MAYFIELD LIONS MOBILE PACE, Distance 1950m, Addington - Survey 1950m

Result	TAB no.	Horse (Barrier)	1950 to	1800m to	1600m to	1400m to	1200m to	1000m to	800m to	600m to	400m to	200m to	Total or	Margin
10th	13	Alexy (11)	1800m	1600m	1400m	1200m	1000m	800m	600m	400m	200m	WP	Average	
		Position in running (margin)	-	11(9.1)	10(9.0)	9(7.0)	9(7.7)	9(8.4)	9(8.7)	9(8.3)	9(6.7)	12(6.8)		6.30
		Sectional time (s)	11.68	14.01	15.61	15.86	15.35	14.93	14.62	14.91	14.78	14.52		
		Cumulative time (s)	146.27	134.59	120.58	104.97	89.11	73.76	58.83	44.21	29.30	14.52	2:26.27	
		Speed (m/s)	12.84	14.28	12.81	12.61	13.03	13.40	13.68	13.41	13.53	13.77	13.33	
		Stride length (m)	6.18	6.31	5.95	5.89	6.06	6.11	6.23	6.14	6.14	6.17	6.11	
		Stride duration (s)	0.452	0.442	0.464	0.467	0.465	0.456	0.455	0.458	0.454	0.448	0.459	
		Stride efficiency (%)	59.75	62.27	55.24	54.29	57.38	58.36	60.61	58.89	59.00	59.55	58.43	
		Stride count	24.26	31.68	33.64	33.93	33.01	32.73	32.11	32.58	32.55	32.40	318.89	

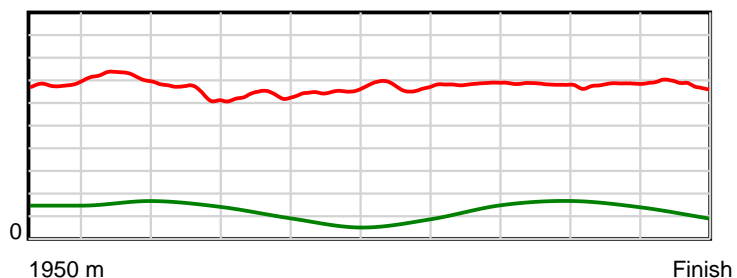
10 m Stride length



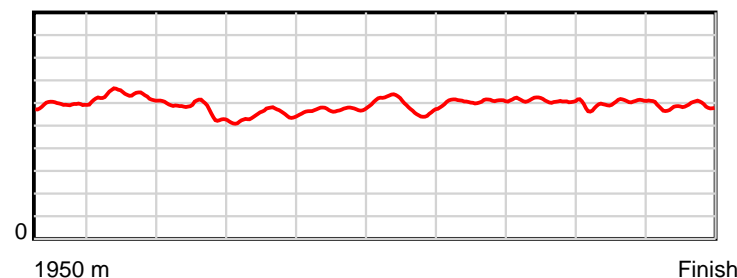
0.6 s Stride duration



20 m/sec Speed



100 % Stride efficiency



Note: Horizontal distance axis grid lines are 200m furlongs.

Disclaimer.

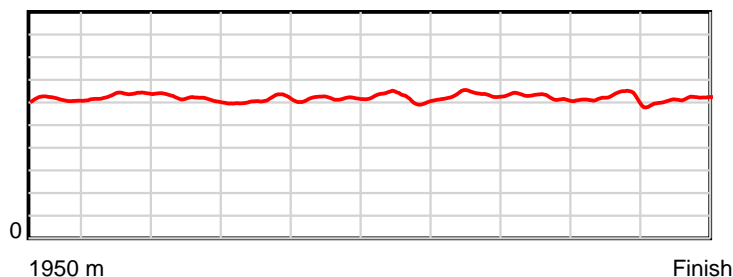
HRNZ and NZMTC and Thoroughbred Ratings Pty Ltd accepts no responsibility for the completeness or accuracy of any of the information contained herein, and makes no representations about its suitability for any particular purpose. Users should make their own judgements about those matters and/or seek independent advice. You assume all risks associated with use of the data provided on this page.

Race Results

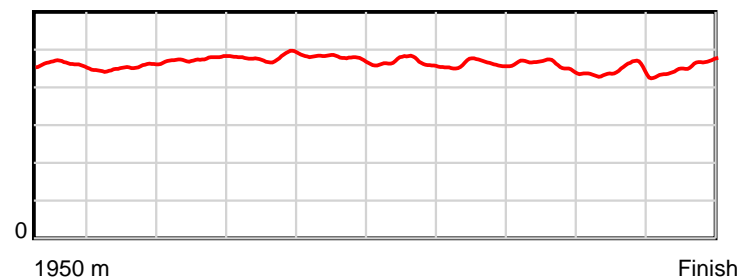
April 26, 2018, Race 9, MAYFIELD LIONS MOBILE PACE, Distance 1950m, Addington - Survey 1950m

Result	TAB no.	Horse (Barrier)	1950 to	1800m to	1600m to	1400m to	1200m to	1000m to	800m to	600m to	400m to	200m to	Total or	Margin
11th	14	Opawa Mach (12)	1800m	1600m	1400m	1200m	1000m	800m	600m	400m	200m	WP	Average	
		Position in running (margin)	-	12(10.7)	12(13.5)	12(10.4)	12(9.8)	11(11.1)	11(11.6)	11(10.5)	11(8.0)	11(6.0)		6.40
		Sectional time (s)	11.87	14.50	15.44	15.63	15.44	14.98	14.50	14.77	14.43	14.72		
		Cumulative time (s)	146.28	134.41	119.91	104.47	88.84	73.40	58.42	43.92	29.15	14.72	2:26.28	
		Speed (m/s)	12.64	13.79	12.95	12.80	12.95	13.35	13.79	13.54	13.86	13.59	13.33	
		Stride length (m)	6.14	6.24	6.16	6.14	6.19	6.23	6.36	6.22	6.14	6.19	6.20	
		Stride duration (s)	0.462	0.452	0.475	0.480	0.478	0.466	0.461	0.459	0.443	0.456	0.465	
		Stride efficiency (%)	58.93	60.84	59.30	58.94	59.95	60.64	63.28	60.45	58.98	59.87	60.13	
		Stride count	24.43	32.05	32.47	32.56	32.29	32.10	31.43	32.16	32.55	32.31	314.35	

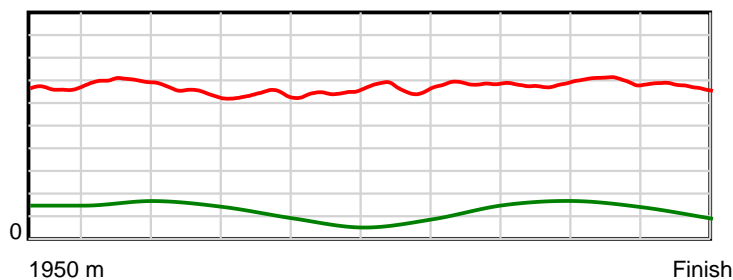
10 m Stride length



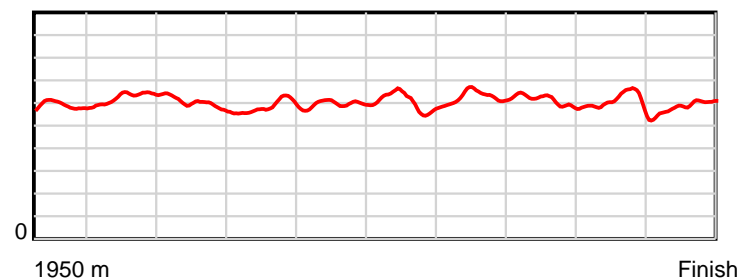
0.6 s Stride duration



20 m/sec Speed



100 % Stride efficiency



Note: Horizontal distance axis grid lines are 200m furlongs.

Disclaimer.

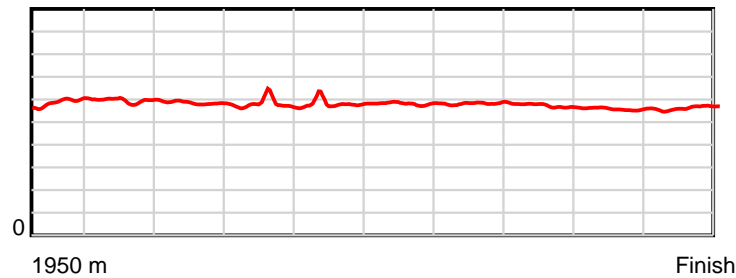
HRNZ and NZMTC and Thoroughbred Ratings Pty Ltd accepts no responsibility for the completeness or accuracy of any of the information contained herein, and makes no representations about its suitability for any particular purpose. Users should make their own judgements about those matters and/or seek independent advice. You assume all risks associated with use of the data provided on this page.

Race Results

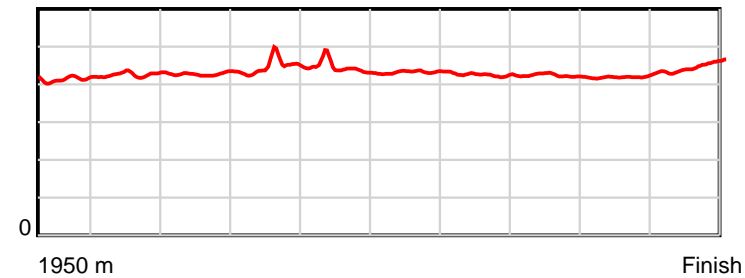
April 26, 2018, Race 9, MAYFIELD LIONS MOBILE PACE, Distance 1950m, Addington - Survey 1950m

Result	TAB no.	Horse (Barrier)	1950 to	1800m to	1600m to	1400m to	1200m to	1000m to	800m to	600m to	400m to	200m to	Total or	Margin
12th	9	Ireby Meg (7)	1800m	1600m	1400m	1200m	1000m	800m	600m	400m	200m	WP	Average	
		Position in running (margin)	-	8(3.8)	8(7.5)	3(1.6)	1(0.0)	2(1.2)	2(2.4)	2(1.8)	2(0.7)	6(3.3)		10.00
		Sectional time (s)	10.60	14.64	14.97	15.47	15.43	15.09	14.59	14.99	15.20	15.96		
		Cumulative time (s)	146.94	136.34	121.70	106.73	91.26	75.83	60.74	46.15	31.16	15.96	2:26.94	
		Speed (m/s)	14.15	13.66	13.36	12.93	12.96	13.25	13.71	13.34	13.16	12.53	13.27	
		Stride length (m)	5.88	5.82	5.71	5.75	5.73	5.73	5.82	5.65	5.54	5.60	5.72	
		Stride duration (s)	0.413	0.426	0.428	0.445	0.442	0.432	0.424	0.423	0.421	0.447	0.431	
		Stride efficiency (%)	54.01	52.92	50.99	51.67	51.26	51.36	52.89	49.84	47.90	49.08	51.08	
		Stride count	25.51	34.37	35.01	34.78	34.92	34.89	34.38	35.41	36.12	35.69	341.08	

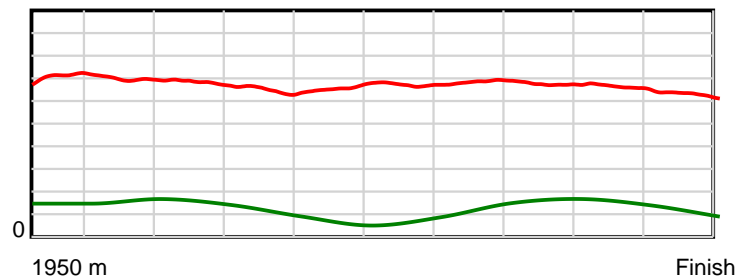
10 m Stride length



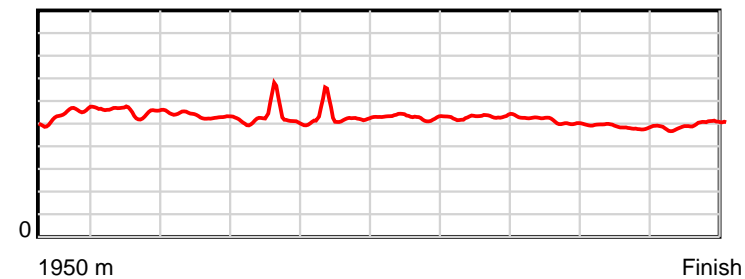
0.6 s Stride duration



20 m/sec Speed



100 % Stride efficiency



Note: Horizontal distance axis grid lines are 200m furlongs.

Disclaimer.

HRNZ and NZMTC and Thoroughbred Ratings Pty Ltd accepts no responsibility for the completeness or accuracy of any of the information contained herein, and makes no representations about its suitability for any particular purpose. Users should make their own judgements about those matters and/or seek independent advice. You assume all risks associated with use of the data provided on this page.