



Race Results

NZ Metropolitan Trotting Club Inc, HRNZ, May 04, 2018

Compilation date: May 4, 2018, 7:12:29 PM (NZST)

Copyright © 2018 HRNZ and NZMTC. All rights reserved.

Trademarks.

StrideMASTER is a registered trademark of Thoroughbred Ratings Pty Ltd.

Disclaimer.

HRNZ and NZMTC and Thoroughbred Ratings Pty Ltd accepts no responsibility for the completeness or accuracy of any of the information contained herein, and makes no representations about its suitability for any particular purpose. Users should make their own judgements about those matters and/or seek independent advice. You assume all risks associated with use of the data provided on this page.



Race Results



May 04, 2018, Race 3, HARRISON BLOY TROT, Distance 2600m, Addington - Survey 3200m

Result	TAB no.	Horse (Barrier)	2600 to	2400m to
1st	6	The Bloss (6)	2400m	2200m
		Position in running (margin)	-	1(0.0)
		Sectional time (s)	17.24	16.09
		Cumulative time (s)	203.21	185.97
		Speed (m/s)	11.60	12.43
		Stride length (m)	5.42	5.79
		Stride duration (s)	0.467	0.466
		Stride efficiency (%)	45.97	52.35
		Stride count	36.87	34.55

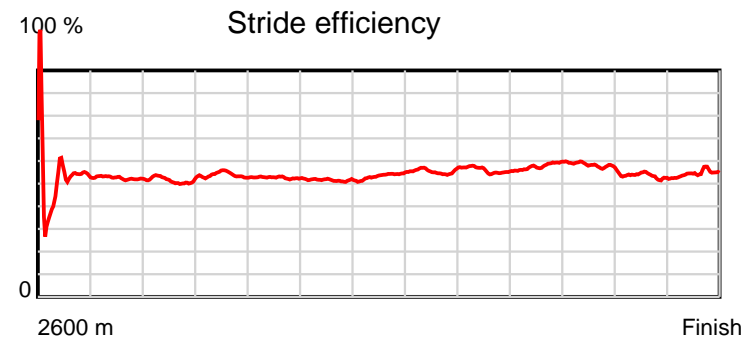
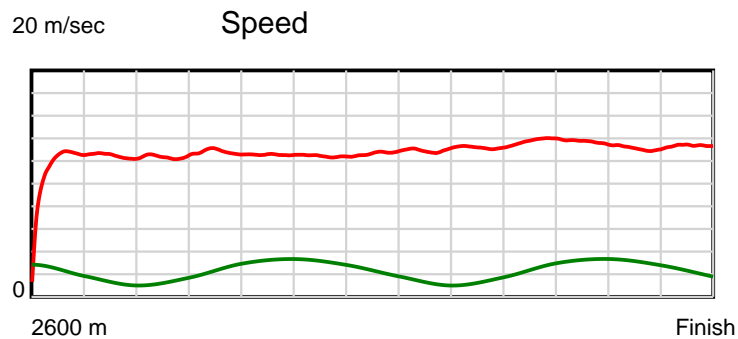
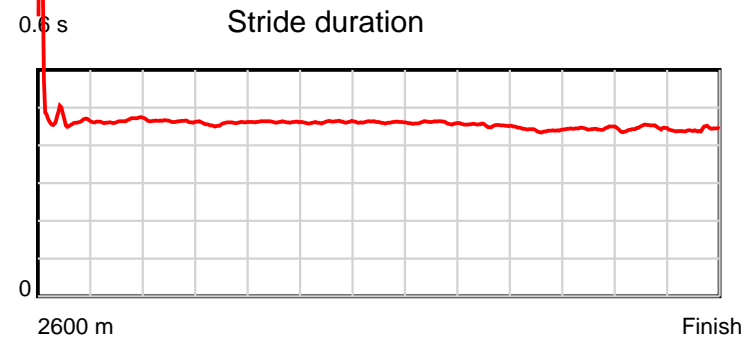
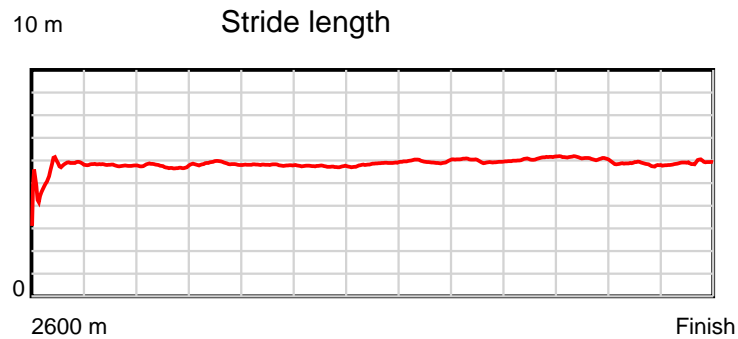
Disclaimer.

HRNZ and NZMTC and Thoroughbred Ratings Pty Ltd accepts no responsibility for the completeness or accuracy of any of the information contained herein, and makes no representations about its suitability for any particular purpose. Users should make their own judgements about those matters and/or seek independent advice. You assume all risks associated with use of the data provided on this page.

Race Results

May 04, 2018, Race 3, HARRISON BLOY TROT, Distance 2600m, Addington - Survey 3200m

Result	TAB no.	Horse (Barrier)	2200m to	2000m to	1800m to	1600m to	1400m to	1200m to	1000m to	800m to	600m to	400m to	200m to	Total or	Margin
1st	6	The Bloss (6)	2000m	1800m	1600m	1400m	1200m	1000m	800m	600m	400m	200m	WP	Average	
		Position in running (margin)	1(0.0)	1(0.0)	1(0.0)	1(0.0)	1(0.0)	1(0.0)	1(0.0)	1(0.0)	1(0.0)	1(0.0)	1(0.0)		0.00
		Sectional time (s)	16.25	15.62	15.95	16.06	15.81	15.49	15.27	14.52	14.68	15.27	14.96		
		Cumulative time (s)	169.88	153.63	138.01	122.06	106.00	90.19	74.70	59.43	44.91	30.23	14.96	3:23.21	
		Speed (m/s)	12.31	12.80	12.54	12.45	12.65	12.91	13.10	13.77	13.62	13.10	13.37	12.79	
		Stride length (m)	5.71	5.87	5.79	5.75	5.83	5.94	5.94	6.07	6.06	5.83	5.86	5.83	
		Stride duration (s)	0.464	0.458	0.462	0.462	0.461	0.460	0.454	0.441	0.445	0.445	0.438	0.456	
		Stride efficiency (%)	50.91	53.76	52.41	51.66	53.12	55.13	55.10	57.60	57.37	53.05	53.69	53.12	
		Stride count	35.04	34.10	34.54	34.78	34.30	33.67	33.68	32.94	33.01	34.33	34.12	445.93	



Note: Horizontal distance axis grid lines are 200m furlongs.

Disclaimer.

HRNZ and NZMTC and Thoroughbred Ratings Pty Ltd accepts no responsibility for the completeness or accuracy of any of the information contained herein, and makes no representations about its suitability for any particular purpose. Users should make their own judgements about those matters and/or seek independent advice. You assume all risks associated with use of the data provided on this page.



Race Results



May 04, 2018, Race 3, HARRISON BLOY TROT, Distance 2600m, Addington - Survey 3200m

Result	TAB no.	Horse (Barrier)	2600 to	2400m to
2nd	2	Anna Kate (2)	2400m	2200m
		Position in running (margin)	-	2(3.4)
		Sectional time (s)	17.53	16.00
		Cumulative time (s)	203.30	185.77
		Speed (m/s)	11.41	12.50
		Stride length (m)	5.40	5.98
		Stride duration (s)	0.476	0.478
		Stride efficiency (%)	45.49	55.83
		Stride count	37.07	33.46

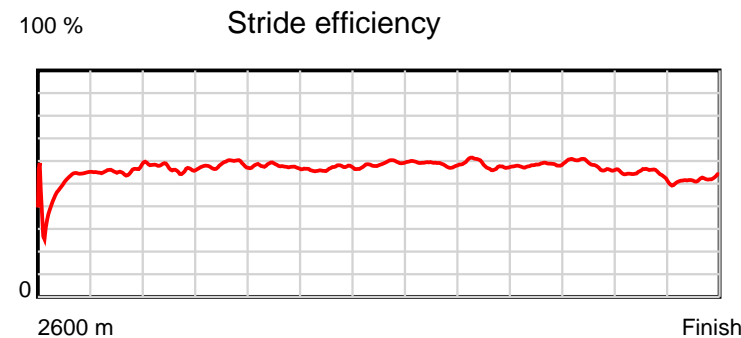
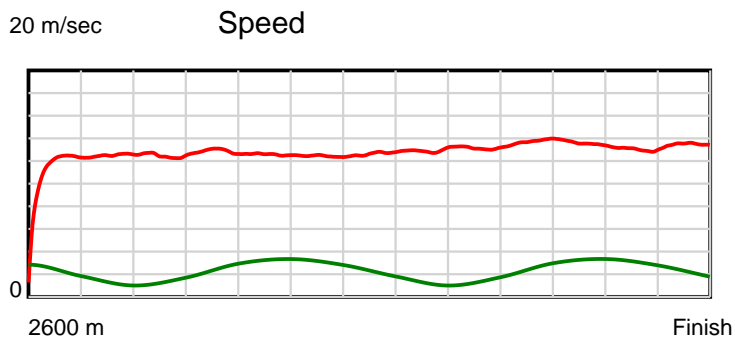
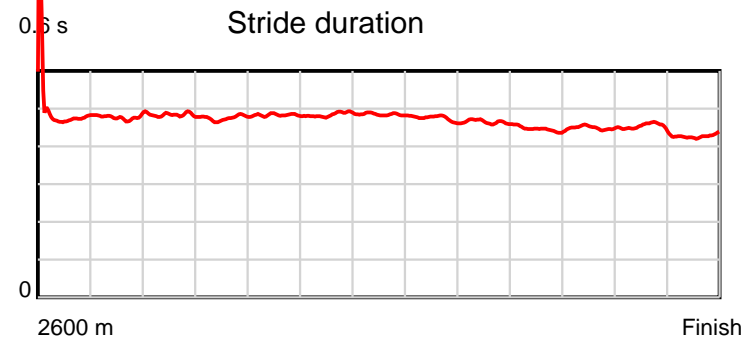
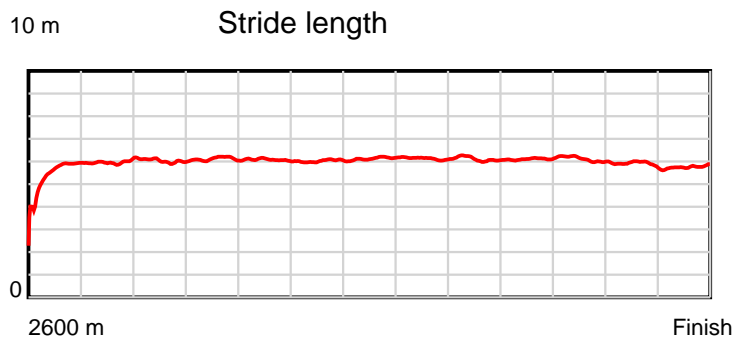
Disclaimer.

HRNZ and NZMTC and Thoroughbred Ratings Pty Ltd accepts no responsibility for the completeness or accuracy of any of the information contained herein, and makes no representations about its suitability for any particular purpose. Users should make their own judgements about those matters and/or seek independent advice. You assume all risks associated with use of the data provided on this page.

Race Results

May 04, 2018, Race 3, HARRISON BLOY TROT, Distance 2600m, Addington - Survey 3200m

Result	TAB no.	Horse (Barrier)	2200m to	2000m to	1800m to	1600m to	1400m to	1200m to	1000m to	800m to	600m to	400m to	200m to	Total or	Margin
2nd	2	Anna Kate (2)	2000m	1800m	1600m	1400m	1200m	1000m	800m	600m	400m	200m	WP	Average	
		Position in running (margin)	2(2.9)	2(2.0)	2(1.9)	2(2.2)	2(2.3)	2(2.4)	2(1.6)	2(1.6)	3(1.8)	2(2.3)	2(2.0)		0.50
		Sectional time (s)	16.09	15.61	16.01	16.08	15.83	15.35	15.28	14.55	14.76	15.23	14.98		
		Cumulative time (s)	169.77	153.68	138.07	122.06	105.98	90.15	74.80	59.52	44.97	30.21	14.98	3:23.30	
		Speed (m/s)	12.43	12.81	12.49	12.44	12.63	13.03	13.09	13.75	13.55	13.13	13.35	12.79	
		Stride length (m)	6.00	6.09	6.04	6.02	6.13	6.18	6.08	6.12	6.09	5.94	5.71	5.97	
		Stride duration (s)	0.483	0.475	0.483	0.484	0.485	0.474	0.465	0.445	0.450	0.452	0.428	0.467	
		Stride efficiency (%)	56.33	57.91	56.93	56.65	58.62	59.69	57.74	58.55	57.97	55.11	50.99	55.78	
		Stride count	33.31	32.85	33.14	33.22	32.65	32.36	32.90	32.67	32.84	33.68	35.01	435.16	



Note: Horizontal distance axis grid lines are 200m furlongs.

Disclaimer.

HRNZ and NZMTC and Thoroughbred Ratings Pty Ltd accepts no responsibility for the completeness or accuracy of any of the information contained herein, and makes no representations about its suitability for any particular purpose. Users should make their own judgements about those matters and/or seek independent advice. You assume all risks associated with use of the data provided on this page.



Race Results



May 04, 2018, Race 3, HARRISON BLOY TROT, Distance 2600m, Addington - Survey 3200m

Result	TAB no.	Horse (Barrier)	2600 to	2400m to
3rd	13	Neverneverland (0)	2400m	2200m
		Position in running (margin)	-	11(20.8)
		Sectional time (s)	20.77	16.67
		Cumulative time (s)	203.51	182.74
		Speed (m/s)	9.63	12.00
		Stride length (m)	4.72	5.30
		Stride duration (s)	0.452	0.442
		Stride efficiency (%)	34.88	43.94
		Stride count	42.33	37.72

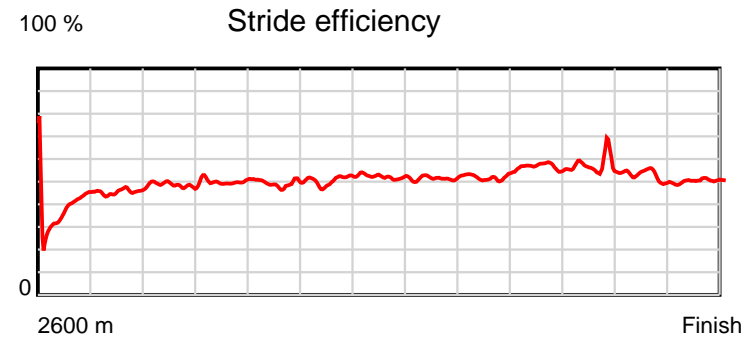
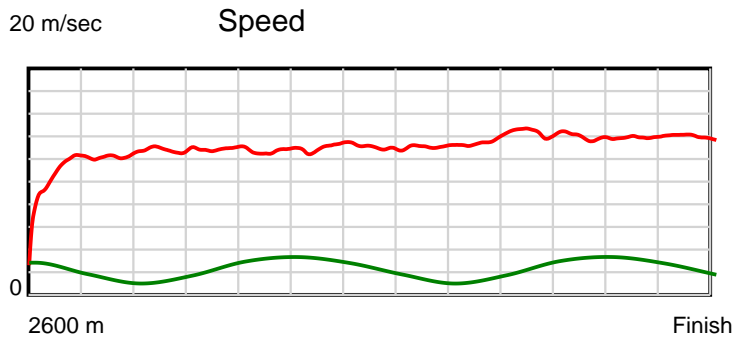
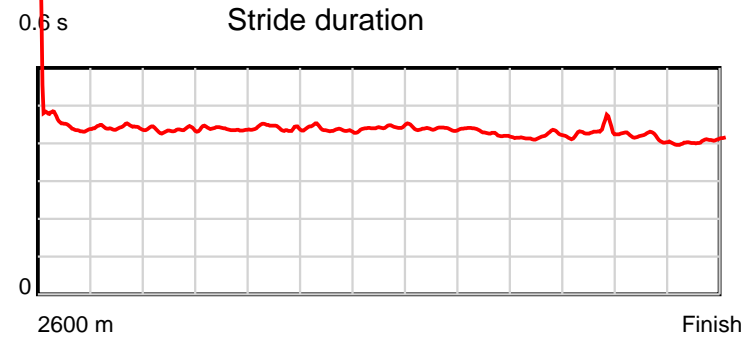
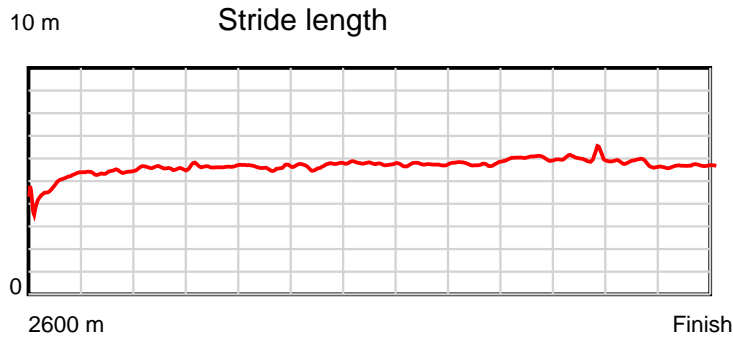
Disclaimer.

HRNZ and NZMTC and Thoroughbred Ratings Pty Ltd accepts no responsibility for the completeness or accuracy of any of the information contained herein, and makes no representations about its suitability for any particular purpose. Users should make their own judgements about those matters and/or seek independent advice. You assume all risks associated with use of the data provided on this page.

Race Results

May 04, 2018, Race 3, HARRISON BLOY TROT, Distance 2600m, Addington - Survey 3200m

Result	TAB no.	Horse (Barrier)	2200m to	2000m to	1800m to	1600m to	1400m to	1200m to	1000m to	800m to	600m to	400m to	200m to	Total or	Margin
3rd	13	Neverneverland (0)	2000m	1800m	1600m	1400m	1200m	1000m	800m	600m	400m	200m	WP	Average	
		Position in running (margin)	11(24.4)	11(21.6)	12(21.0)	12(20.7)	13(17.4)	13(14.8)	13(14.8)	12(13.4)	11(9.7)	10(9.2)	8(5.9)		1.70
		Sectional time (s)	15.79	15.52	15.90	15.50	15.38	15.48	15.04	13.91	14.61	14.70	14.24		
		Cumulative time (s)	166.07	150.28	134.76	118.86	103.36	87.98	72.50	57.46	43.55	28.94	14.24	3:23.51	
		Speed (m/s)	12.67	12.89	12.58	12.90	13.00	12.92	13.30	14.38	13.69	13.61	14.04	12.78	
		Stride length (m)	5.52	5.66	5.55	5.64	5.77	5.66	5.67	6.03	5.90	5.64	5.71	5.58	
		Stride duration (s)	0.436	0.439	0.441	0.437	0.444	0.438	0.427	0.419	0.431	0.414	0.407	0.437	
		Stride efficiency (%)	47.54	49.98	48.06	49.69	51.95	50.01	50.30	56.81	54.32	49.66	50.99	48.63	
		Stride count	36.26	35.36	36.06	35.47	34.69	35.36	35.25	33.17	33.92	35.48	35.01	466.08	



Note: Horizontal distance axis grid lines are 200m furlongs.

Disclaimer.

HRNZ and NZMTC and Thoroughbred Ratings Pty Ltd accepts no responsibility for the completeness or accuracy of any of the information contained herein, and makes no representations about its suitability for any particular purpose. Users should make their own judgements about those matters and/or seek independent advice. You assume all risks associated with use of the data provided on this page.



Race Results



May 04, 2018, Race 3, HARRISON BLOY TROT, Distance 2600m, Addington - Survey 3200m

Result	TAB no.	Horse (Barrier)	2600 to	2400m to
4th	12	Geena's Girl (12)	2400m	2200m
		Position in running (margin)	-	9(16.6)
		Sectional time (s)	19.81	16.57
		Cumulative time (s)	203.55	183.74
		Speed (m/s)	10.10	12.07
		Stride length (m)	5.10	5.53
		Stride duration (s)	0.453	0.459
		Stride efficiency (%)	40.61	47.87
		Stride count	39.23	36.13

Disclaimer.

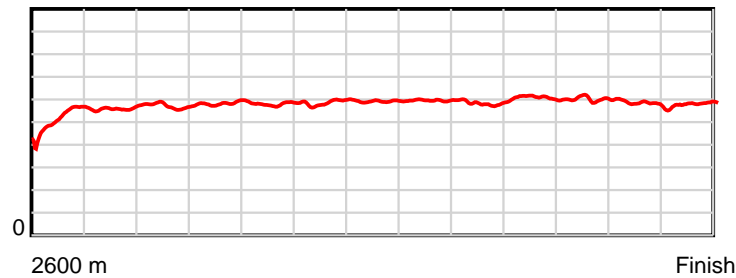
HRNZ and NZMTC and Thoroughbred Ratings Pty Ltd accepts no responsibility for the completeness or accuracy of any of the information contained herein, and makes no representations about its suitability for any particular purpose. Users should make their own judgements about those matters and/or seek independent advice. You assume all risks associated with use of the data provided on this page.

Race Results

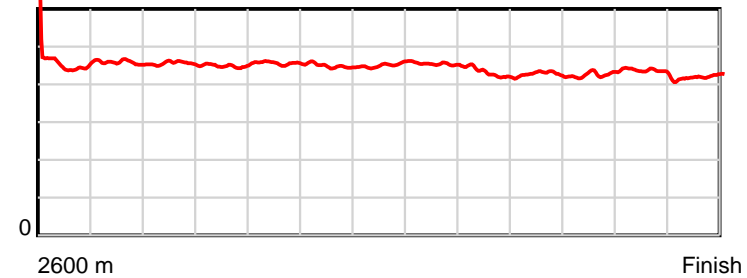
May 04, 2018, Race 3, HARRISON BLOY TROT, Distance 2600m, Addington - Survey 3200m

Result	TAB no.	Horse (Barrier)	2200m to	2000m to	1800m to	1600m to	1400m to	1200m to	1000m to	800m to	600m to	400m to	200m to	Total or	Margin
4th	12	Geena's Girl (12)	2000m	1800m	1600m	1400m	1200m	1000m	800m	600m	400m	200m	WP	Average	
		Position in running (margin)	9(19.5)	10(18.5)	10(17.8)	11(18.6)	12(16.3)	12(13.4)	11(12.5)	9(10.0)	8(7.2)	7(6.2)	7(5.8)		1.90
		Sectional time (s)	16.07	15.52	16.09	15.67	15.33	15.34	14.86	14.06	14.51	15.19	14.53		
		Cumulative time (s)	167.17	151.10	135.58	119.49	103.82	88.49	73.15	58.29	44.23	29.72	14.53	3:23.55	
		Speed (m/s)	12.45	12.89	12.43	12.76	13.05	13.04	13.46	14.22	13.78	13.17	13.76	12.77	
		Stride length (m)	5.67	5.79	5.67	5.73	5.89	5.91	5.78	6.09	5.89	5.70	5.79	5.72	
		Stride duration (s)	0.456	0.449	0.456	0.449	0.452	0.453	0.430	0.428	0.427	0.433	0.421	0.448	
		Stride efficiency (%)	50.31	52.35	50.22	51.35	54.24	54.62	52.23	57.90	54.14	50.74	52.35	51.21	
		Stride count	35.25	34.56	35.28	34.89	33.95	33.83	34.59	32.86	33.98	35.10	34.55	454.20	

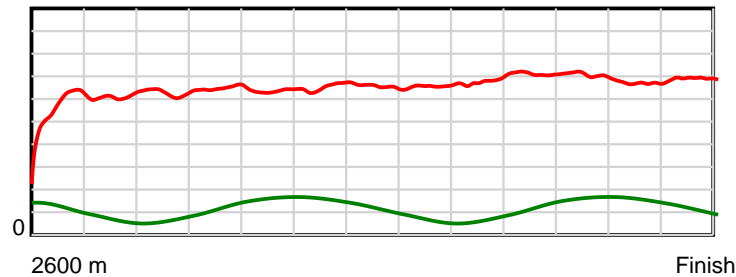
10 m Stride length



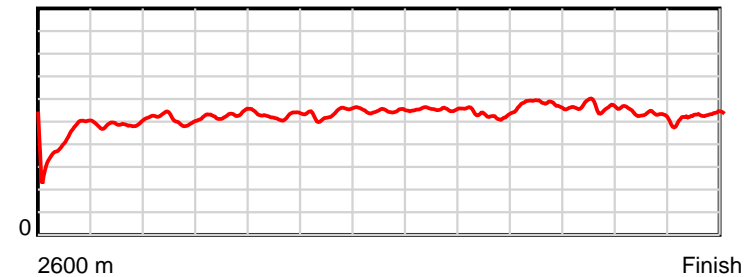
0.6 s Stride duration



20 m/sec Speed



100 % Stride efficiency



Note: Horizontal distance axis grid lines are 200m furlongs.

Disclaimer.

HRNZ and NZMTC and Thoroughbred Ratings Pty Ltd accepts no responsibility for the completeness or accuracy of any of the information contained herein, and makes no representations about its suitability for any particular purpose. Users should make their own judgements about those matters and/or seek independent advice. You assume all risks associated with use of the data provided on this page.



Race Results



May 04, 2018, Race 3, HARRISON BLOY TROT, Distance 2600m, Addington - Survey 3200m

Result	TAB no.	Horse (Barrier)	2600 to	2400m to
5th	3	Sea Rover (3)	2400m	2200m
		Position in running (margin)	-	3(5.4)
		Sectional time (s)	18.12	16.17
		Cumulative time (s)	203.59	185.47
		Speed (m/s)	11.04	12.37
		Stride length (m)	5.64	6.36
		Stride duration (s)	0.508	0.514
		Stride efficiency (%)	49.67	63.14
		Stride count	35.47	31.46

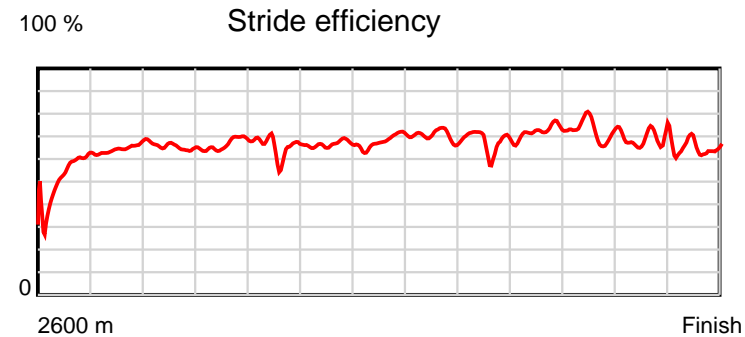
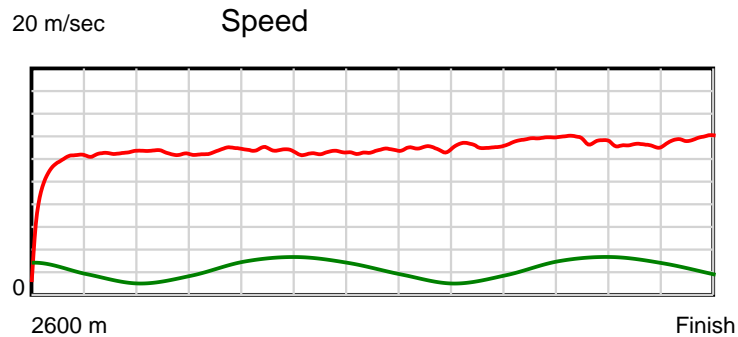
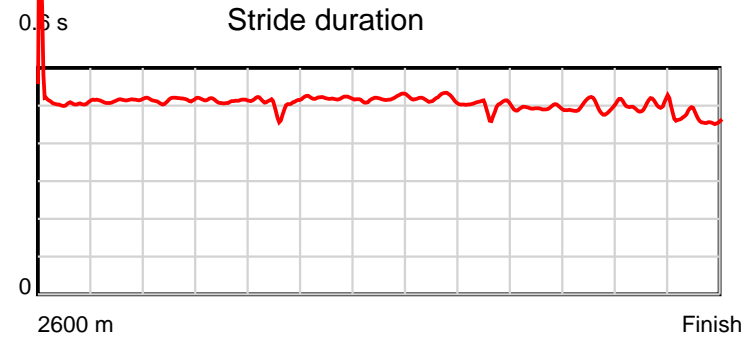
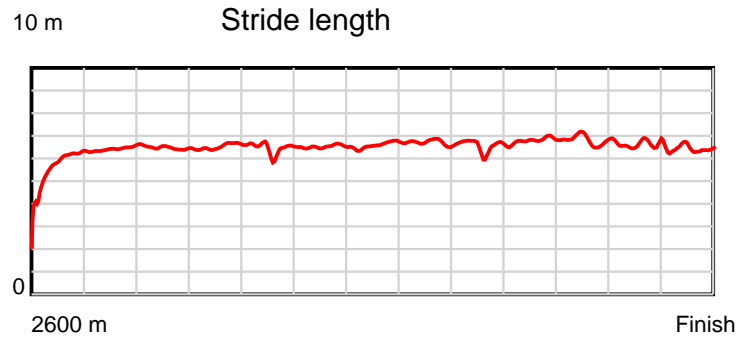
Disclaimer.

HRNZ and NZMTC and Thoroughbred Ratings Pty Ltd accepts no responsibility for the completeness or accuracy of any of the information contained herein, and makes no representations about its suitability for any particular purpose. Users should make their own judgements about those matters and/or seek independent advice. You assume all risks associated with use of the data provided on this page.

Race Results

May 04, 2018, Race 3, HARRISON BLOY TROT, Distance 2600m, Addington - Survey 3200m

Result	TAB no.	Horse (Barrier)	2200m to	2000m to	1800m to	1600m to	1400m to	1200m to	1000m to	800m to	600m to	400m to	200m to	Total or	Margin
5th	3	Sea Rover (3)	2000m	1800m	1600m	1400m	1200m	1000m	800m	600m	400m	200m	WP	Average	
		Position in running (margin)	3(5.9)	4(6.1)	4(7.1)	4(7.2)	5(6.6)	6(6.2)	6(6.3)	6(6.6)	7(6.3)	8(6.9)	9(5.9)		2.10
		Sectional time (s)	16.29	15.78	15.96	15.96	15.75	15.51	15.32	14.47	14.79	15.09	14.38		
		Cumulative time (s)	169.30	153.01	137.23	121.27	105.31	89.56	74.05	58.73	44.26	29.47	14.38	3:23.59	
		Speed (m/s)	12.28	12.67	12.53	12.53	12.70	12.89	13.05	13.82	13.52	13.25	13.91	12.77	
		Stride length (m)	6.32	6.49	6.32	6.52	6.59	6.68	6.45	6.82	6.76	6.59	6.48	6.45	
		Stride duration (s)	0.515	0.512	0.504	0.520	0.519	0.518	0.494	0.494	0.500	0.497	0.466	0.505	
		Stride efficiency (%)	62.44	65.88	62.39	66.34	67.90	69.71	64.92	72.77	71.37	67.87	65.56	64.99	
		Stride count	31.64	30.80	31.65	30.69	30.34	29.94	31.03	29.31	29.59	30.35	30.88	403.15	



Note: Horizontal distance axis grid lines are 200m furlongs.

Disclaimer.

HRNZ and NZMTC and Thoroughbred Ratings Pty Ltd accepts no responsibility for the completeness or accuracy of any of the information contained herein, and makes no representations about its suitability for any particular purpose. Users should make their own judgements about those matters and/or seek independent advice. You assume all risks associated with use of the data provided on this page.



Race Results



May 04, 2018, Race 3, HARRISON BLOY TROT, Distance 2600m, Addington - Survey 3200m

Result	TAB no.	Horse (Barrier)	2600 to	2400m to
6th	9	Heavenly Love (9)	2400m	2200m
		Position in running (margin)	-	6(9.9)
		Sectional time (s)	18.91	16.24
		Cumulative time (s)	203.67	184.76
		Speed (m/s)	10.58	12.32
		Stride length (m)	5.36	5.98
		Stride duration (s)	0.500	0.485
		Stride efficiency (%)	44.97	55.87
		Stride count	37.28	33.45

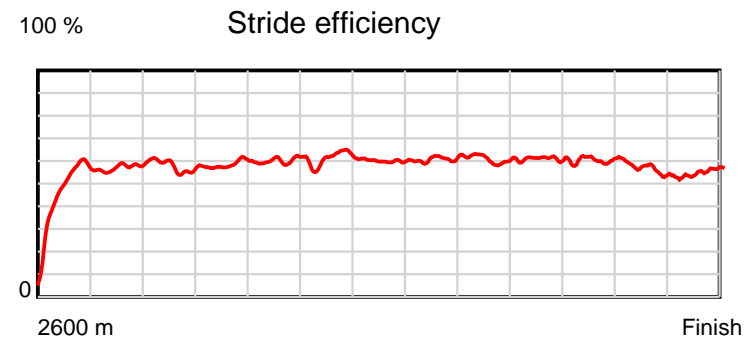
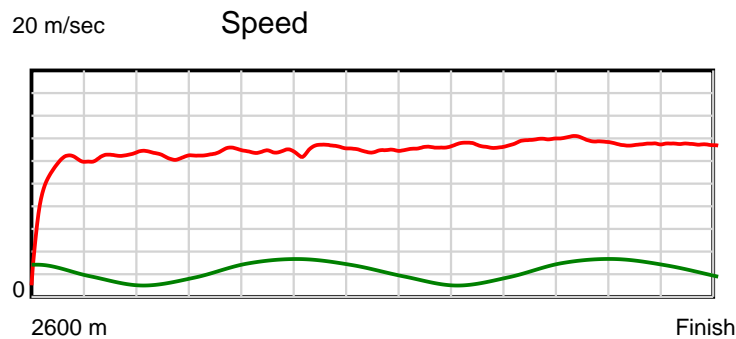
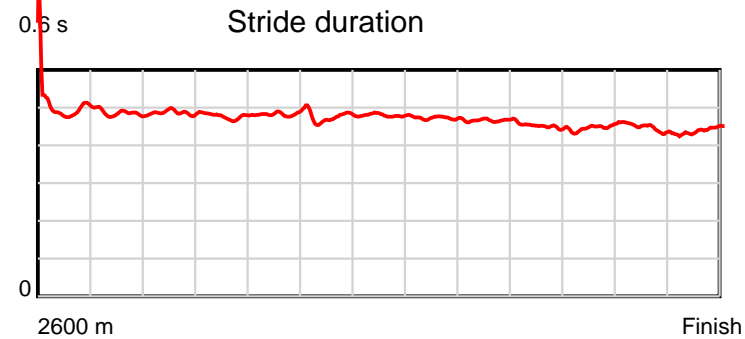
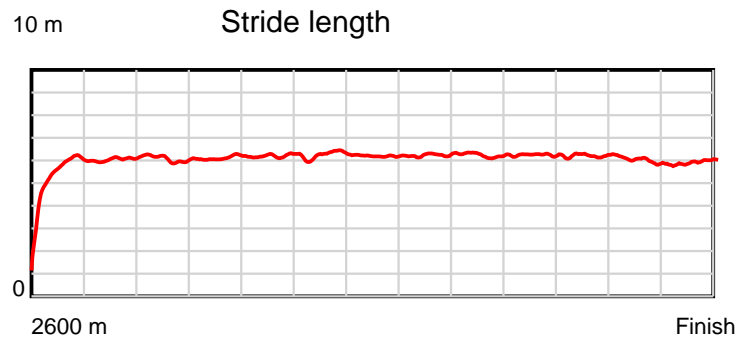
Disclaimer.

HRNZ and NZMTC and Thoroughbred Ratings Pty Ltd accepts no responsibility for the completeness or accuracy of any of the information contained herein, and makes no representations about its suitability for any particular purpose. Users should make their own judgements about those matters and/or seek independent advice. You assume all risks associated with use of the data provided on this page.

Race Results

May 04, 2018, Race 3, HARRISON BLOY TROT, Distance 2600m, Addington - Survey 3200m

Result	TAB no.	Horse (Barrier)	2200m to	2000m to	1800m to	1600m to	1400m to	1200m to	1000m to	800m to	600m to	400m to	200m to	Total or	Margin
6th	9	Heavenly Love (9)	2000m	1800m	1600m	1400m	1200m	1000m	800m	600m	400m	200m	WP	Average	
		Position in running (margin)	6(10.8)	6(10.8)	6(11.3)	6(11.1)	6(7.7)	5(6.0)	5(4.9)	5(4.5)	4(3.9)	4(4.3)	4(3.6)		2.60
		Sectional time (s)	16.25	15.70	15.91	15.49	15.54	15.31	15.20	14.42	14.74	15.15	14.81		
		Cumulative time (s)	168.52	152.27	136.57	120.66	105.17	89.63	74.32	59.12	44.70	29.96	14.81	3:23.67	
		Speed (m/s)	12.31	12.74	12.57	12.91	12.87	13.06	13.16	13.87	13.57	13.20	13.50	12.77	
		Stride length (m)	5.99	6.08	6.08	6.12	6.18	6.17	6.13	6.24	6.07	5.86	5.93	6.01	
		Stride duration (s)	0.487	0.477	0.484	0.474	0.480	0.472	0.466	0.450	0.448	0.444	0.439	0.471	
		Stride efficiency (%)	56.11	57.76	57.80	58.57	59.67	59.40	58.66	60.84	57.61	53.69	54.99	56.38	
		Stride count	33.38	32.90	32.89	32.67	32.37	32.44	32.64	32.05	32.94	34.12	33.71	432.84	



Note: Horizontal distance axis grid lines are 200m furlongs.

Disclaimer.

HRNZ and NZMTC and Thoroughbred Ratings Pty Ltd accepts no responsibility for the completeness or accuracy of any of the information contained herein, and makes no representations about its suitability for any particular purpose. Users should make their own judgements about those matters and/or seek independent advice. You assume all risks associated with use of the data provided on this page.



Race Results



May 04, 2018, Race 3, HARRISON BLOY TROT, Distance 2600m, Addington - Survey 3200m

Result	TAB no.	Horse (Barrier)	2600 to	2400m to
7th	1	The Fox (1)	2400m	2200m
		Position in running (margin)	-	4(5.8)
		Sectional time (s)	18.09	16.12
		Cumulative time (s)	203.85	185.76
		Speed (m/s)	11.06	12.41
		Stride length (m)	5.41	6.04
		Stride duration (s)	0.476	0.487
		Stride efficiency (%)	45.77	57.00
		Stride count	36.96	33.11

Disclaimer.

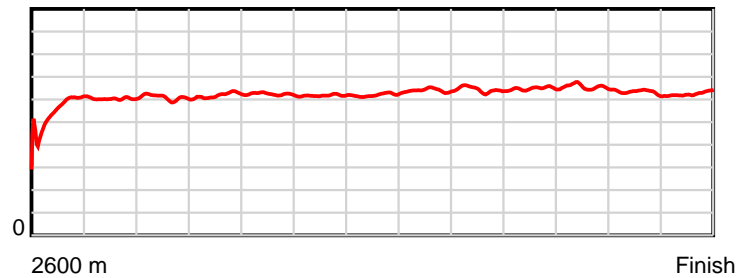
HRNZ and NZMTC and Thoroughbred Ratings Pty Ltd accepts no responsibility for the completeness or accuracy of any of the information contained herein, and makes no representations about its suitability for any particular purpose. Users should make their own judgements about those matters and/or seek independent advice. You assume all risks associated with use of the data provided on this page.

Race Results

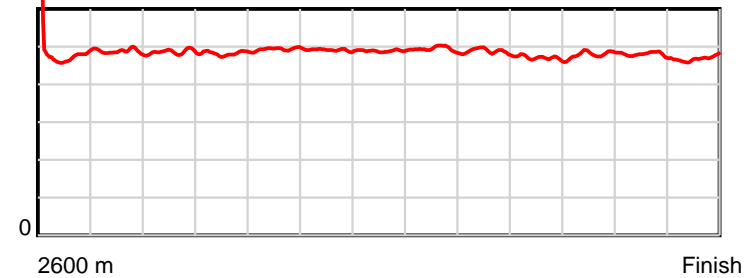
May 04, 2018, Race 3, HARRISON BLOY TROT, Distance 2600m, Addington - Survey 3200m

Result	TAB no.	Horse (Barrier)	2200m to	2000m to	1800m to	1600m to	1400m to	1200m to	1000m to	800m to	600m to	400m to	200m to	Total or	Margin
7th	1	The Fox (1)	2000m	1800m	1600m	1400m	1200m	1000m	800m	600m	400m	200m	WP	Average	
		Position in running (margin)	4(6.0)	3(5.2)	3(5.5)	3(5.5)	3(4.6)	4(4.4)	4(4.3)	4(4.3)	5(4.3)	5(4.8)	5(4.4)		3.50
		Sectional time (s)	16.11	15.67	15.95	15.92	15.78	15.46	15.28	14.52	14.77	15.20	14.98		
		Cumulative time (s)	169.64	153.53	137.86	121.91	105.99	90.21	74.75	59.47	44.95	30.18	14.98	3:23.85	
		Speed (m/s)	12.41	12.76	12.54	12.56	12.67	12.94	13.09	13.77	13.54	13.16	13.35	12.75	
		Stride length (m)	6.04	6.16	6.19	6.17	6.20	6.38	6.38	6.47	6.51	6.30	6.27	6.18	
		Stride duration (s)	0.486	0.482	0.493	0.491	0.489	0.493	0.488	0.469	0.481	0.479	0.469	0.485	
		Stride efficiency (%)	56.96	59.22	59.84	59.40	60.04	63.66	63.62	65.34	66.30	62.08	61.38	59.69	
		Stride count	33.13	32.49	32.32	32.44	32.26	31.33	31.35	30.93	30.71	31.73	31.91	420.67	

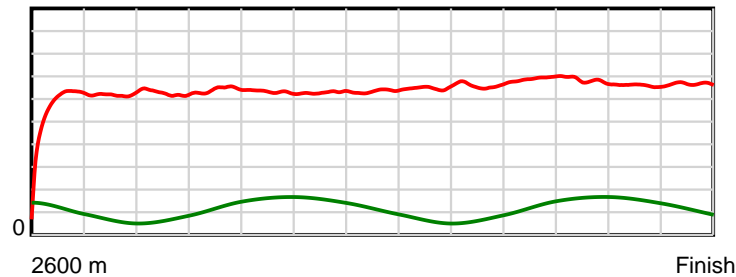
10 m Stride length



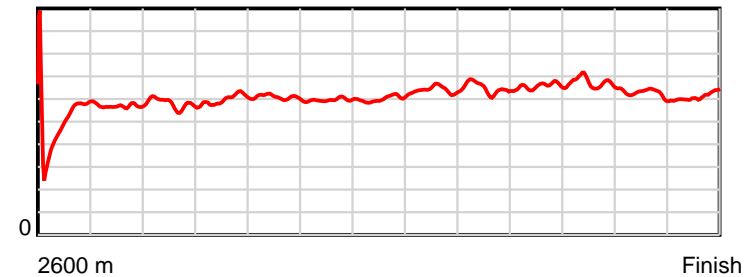
0.5 s Stride duration



20 m/sec Speed



100 % Stride efficiency



Note: Horizontal distance axis grid lines are 200m furlongs.

Disclaimer.

HRNZ and NZMTC and Thoroughbred Ratings Pty Ltd accepts no responsibility for the completeness or accuracy of any of the information contained herein, and makes no representations about its suitability for any particular purpose. Users should make their own judgements about those matters and/or seek independent advice. You assume all risks associated with use of the data provided on this page.



Race Results



May 04, 2018, Race 3, HARRISON BLOY TROT, Distance 2600m, Addington - Survey 3200m

Result	TAB no.	Horse (Barrier)	2600 to	2400m to
8th	8	Leo's Gift (8)	2400m	2200m
		Position in running (margin)	-	5(7.9)
		Sectional time (s)	18.59	16.19
		Cumulative time (s)	204.06	185.47
		Speed (m/s)	10.76	12.35
		Stride length (m)	5.50	5.96
		Stride duration (s)	0.495	0.482
		Stride efficiency (%)	47.20	55.45
		Stride count	36.39	33.57

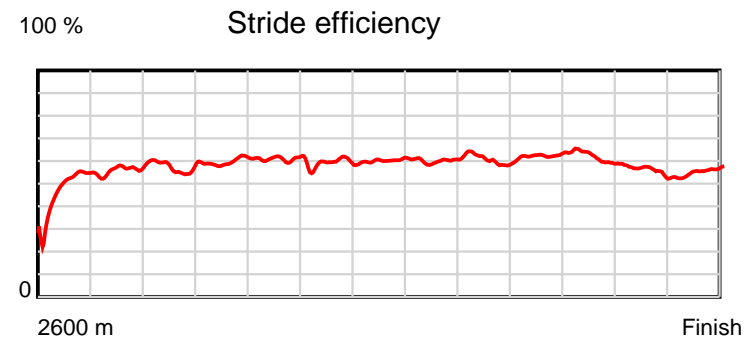
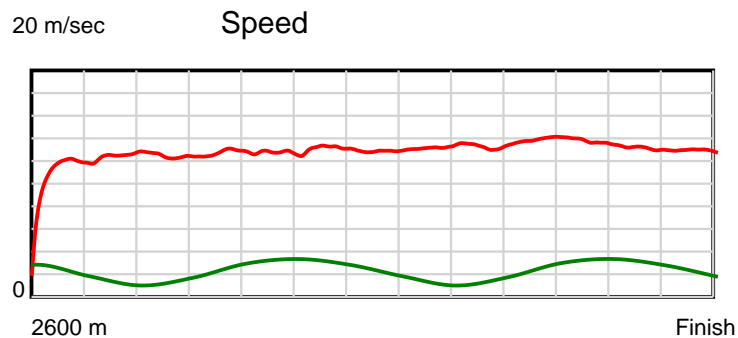
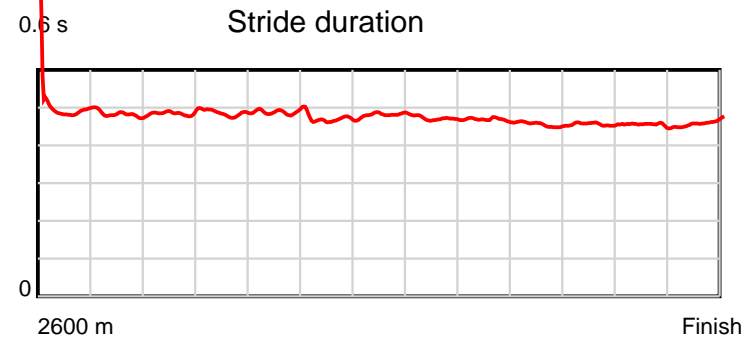
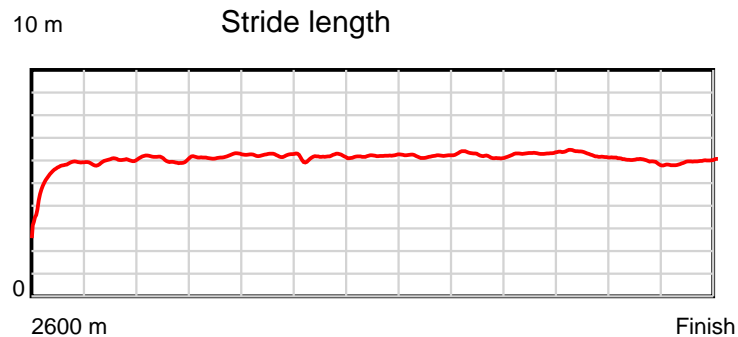
Disclaimer.

HRNZ and NZMTC and Thoroughbred Ratings Pty Ltd accepts no responsibility for the completeness or accuracy of any of the information contained herein, and makes no representations about its suitability for any particular purpose. Users should make their own judgements about those matters and/or seek independent advice. You assume all risks associated with use of the data provided on this page.

Race Results

May 04, 2018, Race 3, HARRISON BLOY TROT, Distance 2600m, Addington - Survey 3200m

Result	TAB no.	Horse (Barrier)	2200m to	2000m to	1800m to	1600m to	1400m to	1200m to	1000m to	800m to	600m to	400m to	200m to	Total or	Margin
8th	8	Leo's Gift (8)	2000m	1800m	1600m	1400m	1200m	1000m	800m	600m	400m	200m	WP	Average	
		Position in running (margin)	5(8.5)	5(8.3)	5(8.8)	5(9.2)	4(5.8)	3(4.2)	3(2.6)	3(2.1)	2(1.4)	3(2.6)	3(3.1)		4.70
		Sectional time (s)	16.21	15.71	16.02	15.50	15.54	15.22	15.20	14.40	14.88	15.36	15.24		
		Cumulative time (s)	169.28	153.07	137.36	121.34	105.84	90.30	75.08	59.88	45.48	30.60	15.24	3:24.06	
		Speed (m/s)	12.34	12.73	12.48	12.90	12.87	13.14	13.16	13.89	13.44	13.02	13.12	12.74	
		Stride length (m)	5.99	6.18	6.12	6.04	6.21	6.19	6.16	6.32	6.13	5.91	6.04	6.05	
		Stride duration (s)	0.486	0.485	0.490	0.468	0.482	0.471	0.468	0.455	0.456	0.454	0.460	0.475	
		Stride efficiency (%)	56.12	59.71	58.60	56.97	60.24	59.80	59.23	62.38	58.74	54.66	57.01	57.21	
		Stride count	33.37	32.36	32.66	33.12	32.21	32.33	32.49	31.66	32.62	33.82	33.11	429.71	



Note: Horizontal distance axis grid lines are 200m furlongs.

Disclaimer.

HRNZ and NZMTC and Thoroughbred Ratings Pty Ltd accepts no responsibility for the completeness or accuracy of any of the information contained herein, and makes no representations about its suitability for any particular purpose. Users should make their own judgements about those matters and/or seek independent advice. You assume all risks associated with use of the data provided on this page.



Race Results



May 04, 2018, Race 3, HARRISON BLOY TROT, Distance 2600m, Addington - Survey 3200m

Result	TAB no.	Horse (Barrier)	2600 to	2400m to
9th	11	Spurred By Suc... (11)	2400m	2200m
		Position in running (margin)	-	7(12.7)
		Sectional time (s)	19.18	16.40
		Cumulative time (s)	204.94	185.76
		Speed (m/s)	10.43	12.20
		Stride length (m)	5.46	5.79
		Stride duration (s)	0.486	0.474
		Stride efficiency (%)	46.56	52.30
		Stride count	36.64	34.57

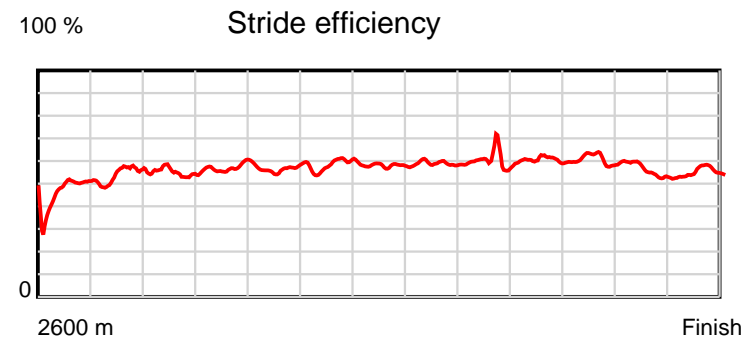
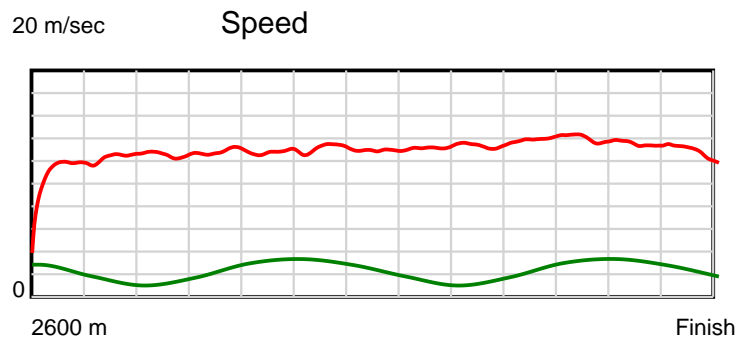
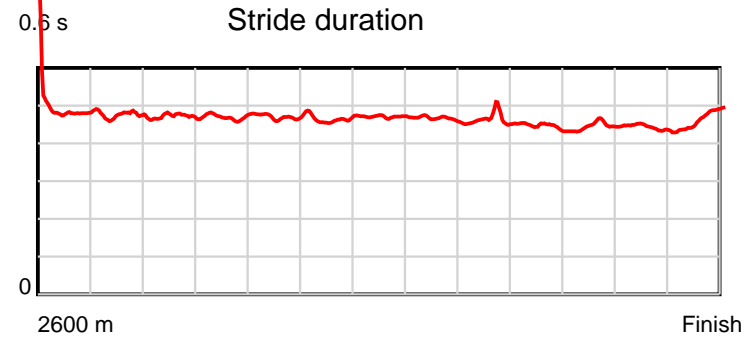
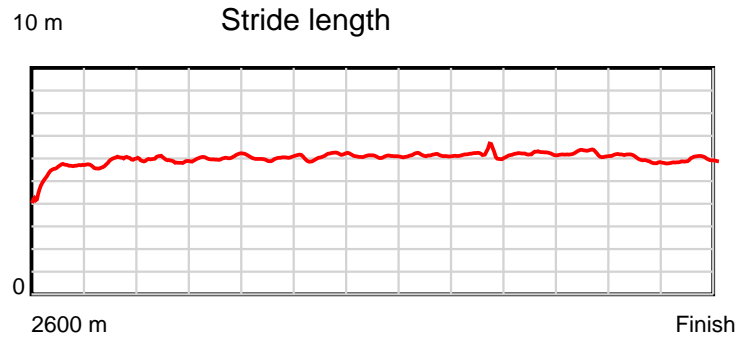
Disclaimer.

HRNZ and NZMTC and Thoroughbred Ratings Pty Ltd accepts no responsibility for the completeness or accuracy of any of the information contained herein, and makes no representations about its suitability for any particular purpose. Users should make their own judgements about those matters and/or seek independent advice. You assume all risks associated with use of the data provided on this page.

Race Results

May 04, 2018, Race 3, HARRISON BLOY TROT, Distance 2600m, Addington - Survey 3200m

Result	TAB no.	Horse (Barrier)	2200m to	2000m to	1800m to	1600m to	1400m to	1200m to	1000m to	800m to	600m to	400m to	200m to	Total or	Margin
9th	11	Spurred By Suc... (11)	2000m	1800m	1600m	1400m	1200m	1000m	800m	600m	400m	200m	WP	Average	
		Position in running (margin)	7(14.6)	7(13.8)	7(13.8)	8(13.7)	8(10.1)	7(8.0)	7(7.0)	7(6.7)	6(5.7)	6(6.0)	6(5.4)		9.60
		Sectional time (s)	16.12	15.61	15.94	15.46	15.46	15.33	15.22	14.34	14.75	15.16	15.97		
		Cumulative time (s)	169.36	153.24	137.63	121.69	106.23	90.77	75.44	60.22	45.88	31.13	15.97	3:24.94	
		Speed (m/s)	12.41	12.81	12.55	12.94	12.94	13.05	13.14	13.95	13.56	13.19	12.52	12.69	
		Stride length (m)	5.82	6.03	5.91	6.01	6.09	6.07	6.05	6.19	6.05	5.81	5.88	5.93	
		Stride duration (s)	0.469	0.471	0.471	0.465	0.471	0.465	0.461	0.444	0.446	0.441	0.470	0.467	
		Stride efficiency (%)	52.97	56.81	54.50	56.44	57.91	57.60	57.22	59.80	57.19	52.84	54.09	54.94	
		Stride count	34.35	33.17	33.87	33.28	32.85	32.94	33.05	32.33	33.06	34.40	33.99	438.50	



Note: Horizontal distance axis grid lines are 200m furlongs.

Disclaimer.

HRNZ and NZMTC and Thoroughbred Ratings Pty Ltd accepts no responsibility for the completeness or accuracy of any of the information contained herein, and makes no representations about its suitability for any particular purpose. Users should make their own judgements about those matters and/or seek independent advice. You assume all risks associated with use of the data provided on this page.



Race Results



May 04, 2018, Race 3, HARRISON BLOY TROT, Distance 2600m, Addington - Survey 3200m

Result	TAB no.	Horse (Barrier)	2600 to	2400m to
10th	5	Grand Princess (5)	2400m	2200m
		Position in running (margin)	-	10(17.6)
		Sectional time (s)	20.12	16.70
		Cumulative time (s)	205.35	185.23
		Speed (m/s)	9.94	11.98
		Stride length (m)	4.51	5.49
		Stride duration (s)	0.451	0.458
		Stride efficiency (%)	31.81	47.08
		Stride count	44.33	36.44

Disclaimer.

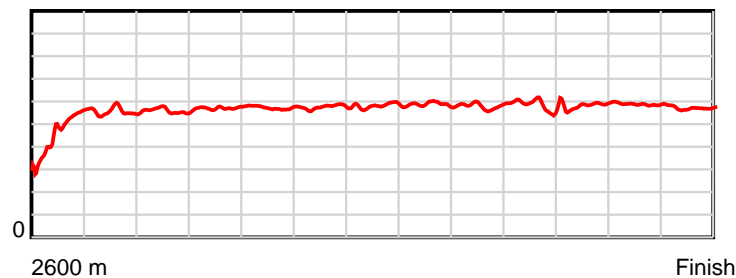
HRNZ and NZMTC and Thoroughbred Ratings Pty Ltd accepts no responsibility for the completeness or accuracy of any of the information contained herein, and makes no representations about its suitability for any particular purpose. Users should make their own judgements about those matters and/or seek independent advice. You assume all risks associated with use of the data provided on this page.

Race Results

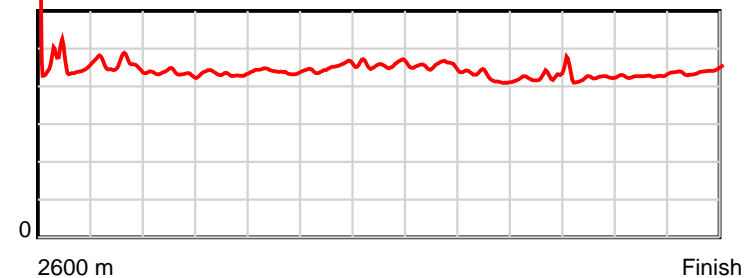
May 04, 2018, Race 3, HARRISON BLOY TROT, Distance 2600m, Addington - Survey 3200m

Result	TAB no.	Horse (Barrier)	2200m to	2000m to	1800m to	1600m to	1400m to	1200m to	1000m to	800m to	600m to	400m to	200m to	Total or	Margin
10th	5	Grand Princess (5)	2000m	1800m	1600m	1400m	1200m	1000m	800m	600m	400m	200m	WP	Average	
		Position in running (margin)	10(21.3)	9(17.4)	8(14.6)	7(11.4)	7(8.4)	8(8.6)	8(8.6)	8(7.2)	10(8.3)	11(11.1)	10(9.3)		11.90
		Sectional time (s)	15.61	15.15	15.42	15.56	15.84	15.49	15.05	14.71	15.15	14.97	15.58		
		Cumulative time (s)	168.53	152.92	137.77	122.35	106.79	90.95	75.46	60.41	45.70	30.55	15.58	3:25.35	
		Speed (m/s)	12.81	13.20	12.97	12.85	12.63	12.91	13.29	13.60	13.20	13.36	12.84	12.66	
		Stride length (m)	5.57	5.72	5.70	5.78	5.79	5.86	5.64	5.81	5.57	5.72	5.66	5.58	
		Stride duration (s)	0.435	0.434	0.440	0.450	0.458	0.454	0.424	0.427	0.422	0.428	0.441	0.441	
		Stride efficiency (%)	48.48	51.21	50.84	52.27	52.36	53.73	49.75	52.75	48.48	51.13	50.07	48.65	
		Stride count	35.91	34.94	35.06	34.58	34.55	34.11	35.45	34.42	35.91	34.97	35.33	466.00	

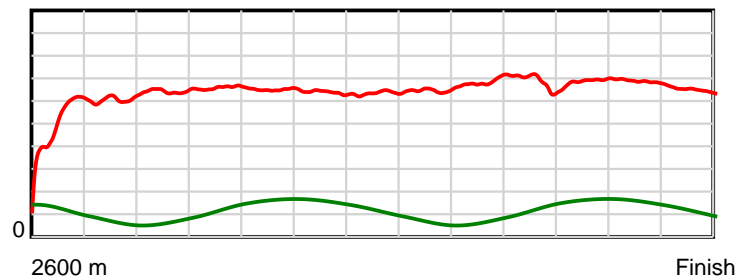
10 m Stride length



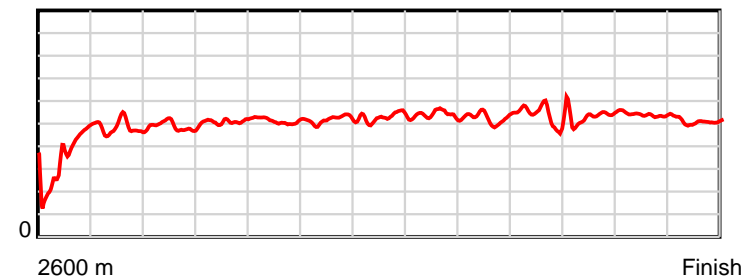
0.6 s Stride duration



20 m/sec Speed



100 % Stride efficiency



Note: Horizontal distance axis grid lines are 200m furlongs.

Disclaimer.

HRNZ and NZMTC and Thoroughbred Ratings Pty Ltd accepts no responsibility for the completeness or accuracy of any of the information contained herein, and makes no representations about its suitability for any particular purpose. Users should make their own judgements about those matters and/or seek independent advice. You assume all risks associated with use of the data provided on this page.



Race Results



May 04, 2018, Race 3, HARRISON BLOY TROT, Distance 2600m, Addington - Survey 3200m

Result	TAB no.	Horse (Barrier)	2600 to	2400m to
11th	10	Jean Sebastien (10)	2400m	2200m
		Position in running (margin)	-	8(13.3)
		Sectional time (s)	19.43	16.73
		Cumulative time (s)	205.81	186.38
		Speed (m/s)	10.29	11.95
		Stride length (m)	5.44	5.88
		Stride duration (s)	0.527	0.492
		Stride efficiency (%)	46.20	53.99
		Stride count	36.78	34.03

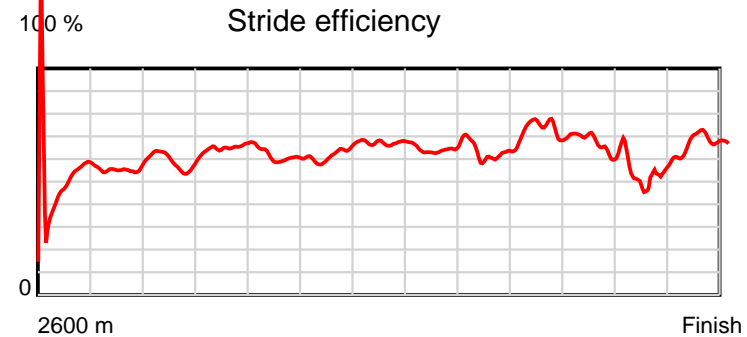
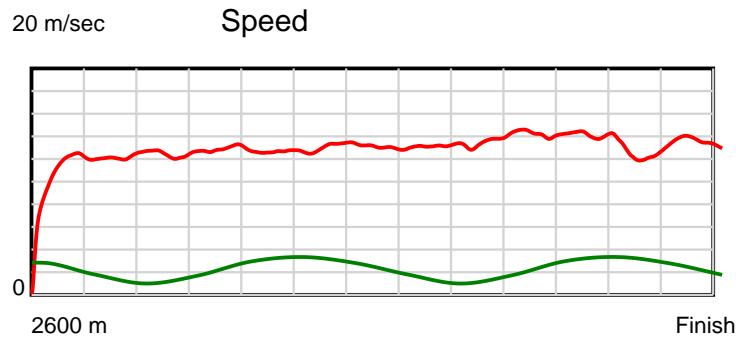
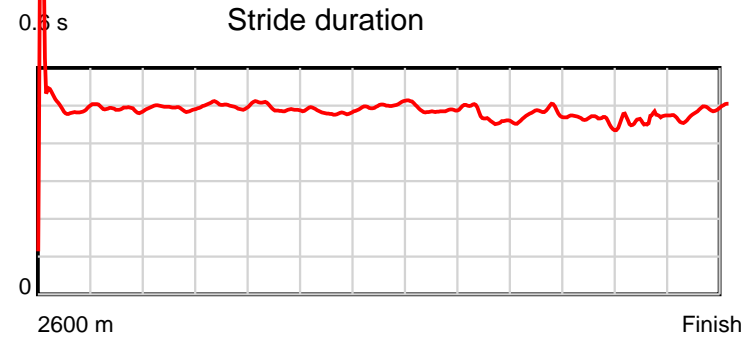
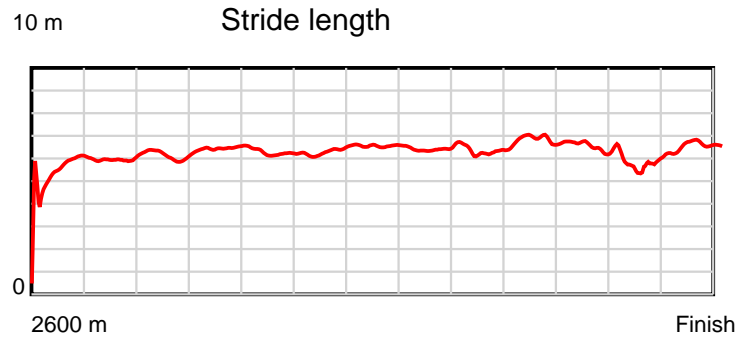
Disclaimer.

HRNZ and NZMTC and Thoroughbred Ratings Pty Ltd accepts no responsibility for the completeness or accuracy of any of the information contained herein, and makes no representations about its suitability for any particular purpose. Users should make their own judgements about those matters and/or seek independent advice. You assume all risks associated with use of the data provided on this page.

Race Results

May 04, 2018, Race 3, HARRISON BLOY TROT, Distance 2600m, Addington - Survey 3200m

Result	TAB no.	Horse (Barrier)	2200m to	2000m to	1800m to	1600m to	1400m to	1200m to	1000m to	800m to	600m to	400m to	200m to	Total or	Margin
11th	10	Jean Sebastien (10)	2000m	1800m	1600m	1400m	1200m	1000m	800m	600m	400m	200m	WP	Average	
		Position in running (margin)	8(17.2)	8(16.6)	9(16.1)	9(16.4)	9(13.2)	9(10.5)	9(10.3)	10(10.0)	9(7.7)	9(7.9)	11(16.6)		14.40
		Sectional time (s)	16.16	15.52	16.01	15.53	15.35	15.46	15.23	14.12	14.72	16.72	14.83		
		Cumulative time (s)	169.65	153.49	137.97	121.96	106.43	91.08	75.62	60.39	46.27	31.55	14.83	3:25.81	
		Speed (m/s)	12.38	12.89	12.49	12.88	13.03	12.94	13.13	14.16	13.59	11.96	13.49	12.63	
		Stride length (m)	6.11	6.45	6.17	6.23	6.54	6.32	6.14	6.81	6.30	5.46	6.57	6.16	
		Stride duration (s)	0.494	0.501	0.494	0.484	0.502	0.489	0.468	0.481	0.463	0.456	0.487	0.488	
		Stride efficiency (%)	58.31	64.97	59.44	60.64	66.94	62.44	58.98	72.51	61.98	46.52	67.52	59.30	
		Stride count	32.74	31.02	32.43	32.11	30.56	31.64	32.55	29.36	31.76	36.65	30.43	422.06	



Note: Horizontal distance axis grid lines are 200m furlongs.

Disclaimer.

HRNZ and NZMTC and Thoroughbred Ratings Pty Ltd accepts no responsibility for the completeness or accuracy of any of the information contained herein, and makes no representations about its suitability for any particular purpose. Users should make their own judgements about those matters and/or seek independent advice. You assume all risks associated with use of the data provided on this page.



Race Results



May 04, 2018, Race 3, HARRISON BLOY TROT, Distance 2600m, Addington - Survey 3200m

Result	TAB no.	Horse (Barrier)	2600 to	2400m to
12th	4	Unique Rose (4)	2400m	2200m
		Position in running (margin)	-	12(34.5)
		Sectional time (s)	22.81	15.48
		Cumulative time (s)	208.01	185.20
		Speed (m/s)	8.77	12.92
		Stride length (m)	4.20	6.00
		Stride duration (s)	0.473	0.464
		Stride efficiency (%)	27.57	56.21
		Stride count	47.62	33.35

Disclaimer.

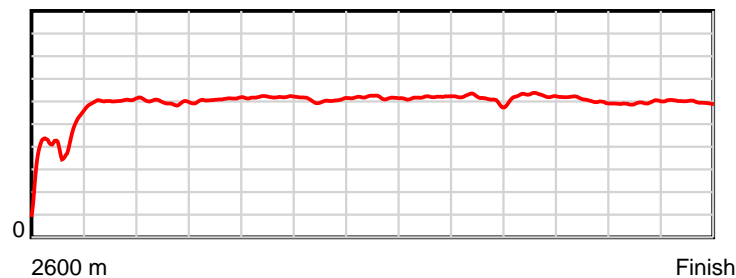
HRNZ and NZMTC and Thoroughbred Ratings Pty Ltd accepts no responsibility for the completeness or accuracy of any of the information contained herein, and makes no representations about its suitability for any particular purpose. Users should make their own judgements about those matters and/or seek independent advice. You assume all risks associated with use of the data provided on this page.

Race Results

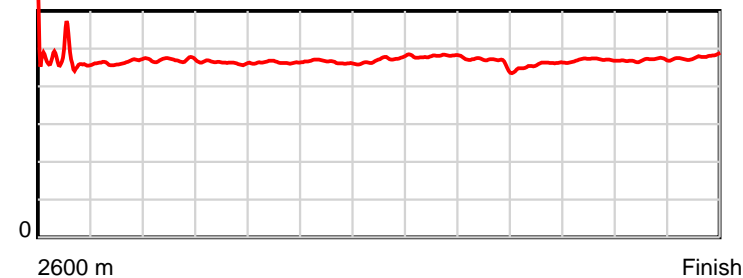
May 04, 2018, Race 3, HARRISON BLOY TROT, Distance 2600m, Addington - Survey 3200m

Result	TAB no.	Horse (Barrier)	2200m to	2000m to	1800m to	1600m to	1400m to	1200m to	1000m to	800m to	600m to	400m to	200m to	Total or	Margin
12th	4	Unique Rose (4)	2000m	1800m	1600m	1400m	1200m	1000m	800m	600m	400m	200m	WP	Average	
		Position in running (margin)	13(30.9)	13(28.3)	13(26.1)	13(21.1)	11(16.2)	11(13.3)	12(13.5)	13(13.5)	12(14.4)	12(20.1)	12(23.3)		26.70
		Sectional time (s)	15.81	15.26	15.12	15.24	15.33	15.53	15.27	14.67	15.64	15.78	16.07		
		Cumulative time (s)	169.72	153.91	138.65	123.53	108.29	92.96	77.43	62.16	47.49	31.85	16.07	3:28.01	
		Speed (m/s)	12.65	13.11	13.23	13.12	13.05	12.88	13.10	13.63	12.79	12.67	12.45	12.50	
		Stride length (m)	5.94	6.06	6.13	6.10	6.14	6.19	6.09	6.24	6.01	5.95	5.96	5.87	
		Stride duration (s)	0.470	0.463	0.464	0.465	0.471	0.480	0.465	0.458	0.470	0.470	0.479	0.469	
		Stride efficiency (%)	55.20	57.45	58.75	58.13	59.00	59.80	57.95	60.81	56.52	55.37	55.46	53.77	
		Stride count	33.65	32.99	32.62	32.79	32.55	32.33	32.84	32.06	33.26	33.60	33.57	443.23	

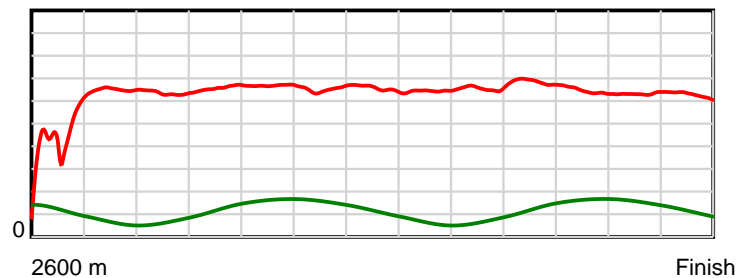
10 m Stride length



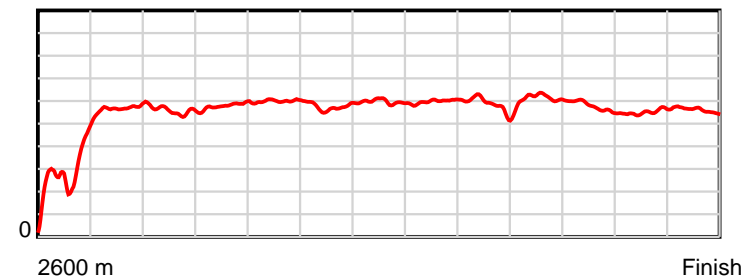
0.6 s Stride duration



20 m/sec Speed



100 % Stride efficiency



Note: Horizontal distance axis grid lines are 200m furlongs.

Disclaimer.

HRNZ and NZMTC and Thoroughbred Ratings Pty Ltd accepts no responsibility for the completeness or accuracy of any of the information contained herein, and makes no representations about its suitability for any particular purpose. Users should make their own judgements about those matters and/or seek independent advice. You assume all risks associated with use of the data provided on this page.



Race Results



May 04, 2018, Race 3, HARRISON BLOY TROT, Distance 2600m, Addington - Survey 3200m

Result	TAB no.	Horse (Barrier)	2600 to	2400m to
13th	7	Breaking Bad (7)	2400m	2200m
		Position in running (margin)	-	13(34.6)
		Sectional time (s)	22.93	14.88
		Cumulative time (s)	213.79	190.86
		Speed (m/s)	8.72	13.44
		Stride length (m)	3.88	5.75
		Stride duration (s)	0.444	0.428
		Stride efficiency (%)	23.56	51.75
		Stride count	51.50	34.75

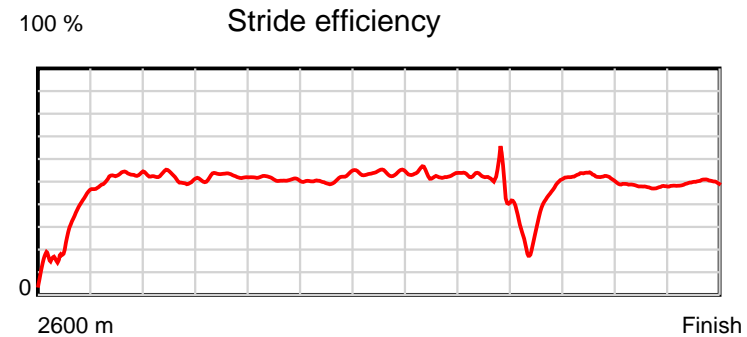
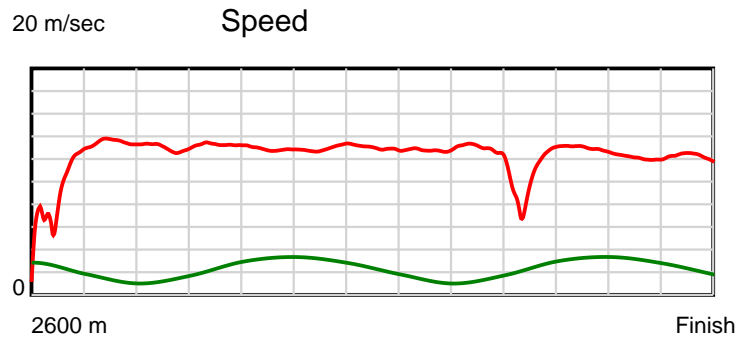
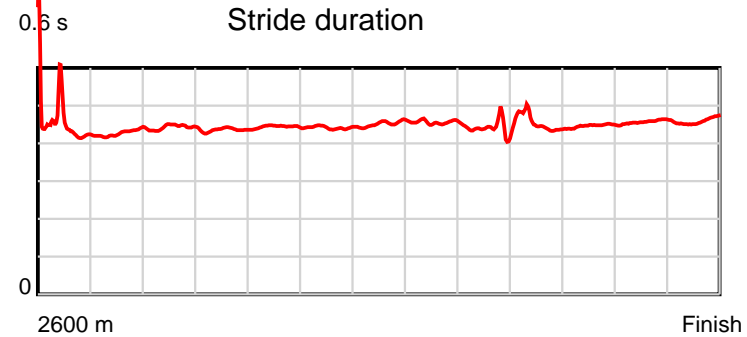
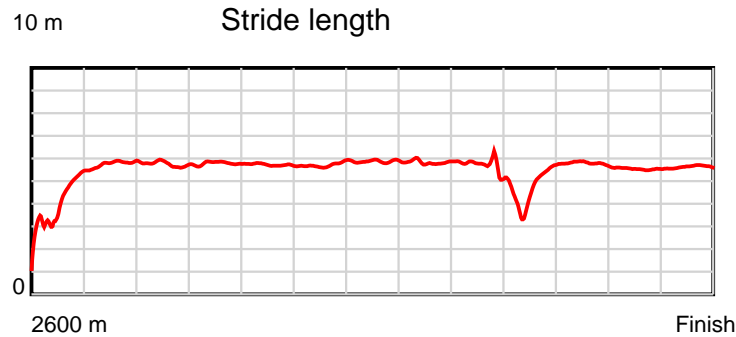
Disclaimer.

HRNZ and NZMTC and Thoroughbred Ratings Pty Ltd accepts no responsibility for the completeness or accuracy of any of the information contained herein, and makes no representations about its suitability for any particular purpose. Users should make their own judgements about those matters and/or seek independent advice. You assume all risks associated with use of the data provided on this page.

Race Results

May 04, 2018, Race 3, HARRISON BLOY TROT, Distance 2600m, Addington - Survey 3200m

Result	TAB no.	Horse (Barrier)	2200m to	2000m to	1800m to	1600m to	1400m to	1200m to	1000m to	800m to	600m to	400m to	200m to	Total or	Margin
13th	7	Breaking Bad (7)	2000m	1800m	1600m	1400m	1200m	1000m	800m	600m	400m	200m	WP	Average	
		Position in running (margin)	12(27.4)	12(22.9)	11(19.4)	10(17.7)	10(13.5)	10(11.0)	10(11.2)	11(12.4)	13(41.6)	13(47.3)	13(54.9)		58.70
		Sectional time (s)	15.50	15.04	15.66	15.36	15.40	15.51	15.48	19.39	15.64	16.54	16.46		
		Cumulative time (s)	175.98	160.48	145.44	129.78	114.42	99.02	83.51	68.03	48.64	33.00	16.46	3:33.79	
		Speed (m/s)	12.90	13.30	12.77	13.02	12.99	12.89	12.92	10.31	12.79	12.09	12.15	12.16	
		Stride length (m)	5.71	5.79	5.67	5.75	5.87	5.88	5.65	4.71	5.71	5.54	5.59	5.43	
		Stride duration (s)	0.443	0.436	0.444	0.442	0.452	0.456	0.438	0.457	0.446	0.458	0.460	0.447	
		Stride efficiency (%)	50.96	52.43	50.31	51.74	53.85	53.98	49.97	34.69	50.96	47.96	48.89	46.12	
		Stride count	35.02	34.53	35.25	34.76	34.07	34.03	35.37	42.45	35.02	36.10	35.75	478.60	



Note: Horizontal distance axis grid lines are 200m furlongs.

Disclaimer.

HRNZ and NZMTC and Thoroughbred Ratings Pty Ltd accepts no responsibility for the completeness or accuracy of any of the information contained herein, and makes no representations about its suitability for any particular purpose. Users should make their own judgements about those matters and/or seek independent advice. You assume all risks associated with use of the data provided on this page.