



Race Results

NZ Metropolitan Trotting Club Inc, HRNZ, May 04, 2018

Compilation date: May 4, 2018, 7:37:59 PM (NZST)

Copyright © 2018 HRNZ and NZMTC. All rights reserved.

Trademarks.

StrideMASTER is a registered trademark of Thoroughbred Ratings Pty Ltd.

Disclaimer.

HRNZ and NZMTC and Thoroughbred Ratings Pty Ltd accepts no responsibility for the completeness or accuracy of any of the information contained herein, and makes no representations about its suitability for any particular purpose. Users should make their own judgements about those matters and/or seek independent advice. You assume all risks associated with use of the data provided on this page.

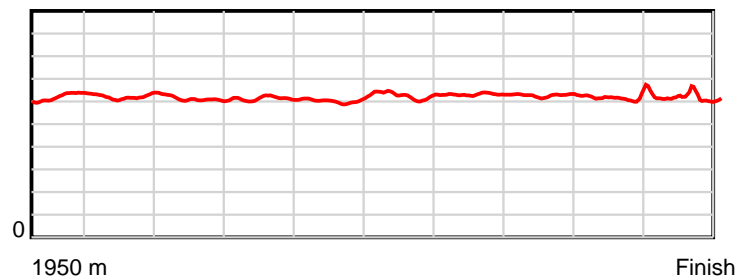


Race Results

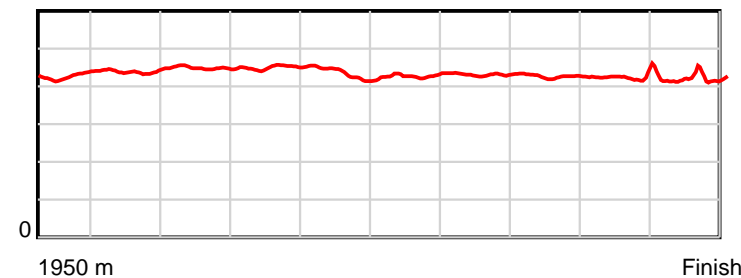
May 04, 2018, Race 4, MICO PLUMBING MOBILE PACE, Distance 1950m, Addington - Survey 1950m

Result	TAB no.	Horse (Barrier)	1950 to	1800m to	1600m to	1400m to	1200m to	1000m to	800m to	600m to	400m to	200m to	Total or	Margin
1st	12	Alta Orlando (0)	1800m	1600m	1400m	1200m	1000m	800m	600m	400m	200m	WP	Average	
		Position in running (margin)	-	11(5.9)	11(10.3)	10(12.2)	10(14.3)	10(10.2)	2(1.7)	2(1.0)	2(0.9)	1(0.0)		0.00
		Sectional time (s)	10.83	14.58	14.90	14.69	14.64	14.01	13.59	13.96	13.94	13.68		
		Cumulative time (s)	138.82	127.99	113.41	98.51	83.82	69.18	55.17	41.58	27.62	13.68	2:18.82	
		Speed (m/s)	13.86	13.72	13.42	13.61	13.66	14.28	14.72	14.33	14.35	14.62	14.05	
		Stride length (m)	6.25	6.03	6.02	6.13	5.93	6.11	6.34	6.10	6.07	6.11	6.10	
		Stride duration (s)	0.427	0.439	0.449	0.450	0.434	0.428	0.431	0.426	0.423	0.418	0.435	
		Stride efficiency (%)	61.03	56.79	56.69	58.77	54.91	58.35	62.85	58.22	57.60	58.27	58.22	
		Stride count	24.00	33.18	33.21	32.61	33.74	32.73	31.54	32.77	32.94	32.75	319.47	

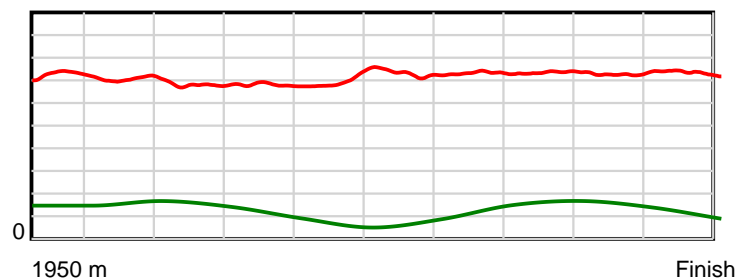
10 m Stride length



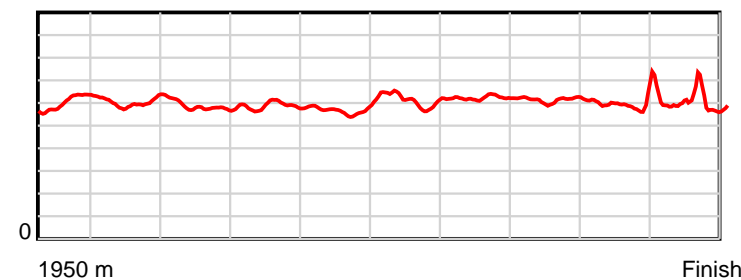
0.6 s Stride duration



20 m/sec Speed



100 % Stride efficiency



Note: Horizontal distance axis grid lines are 200m furlongs.

Disclaimer.

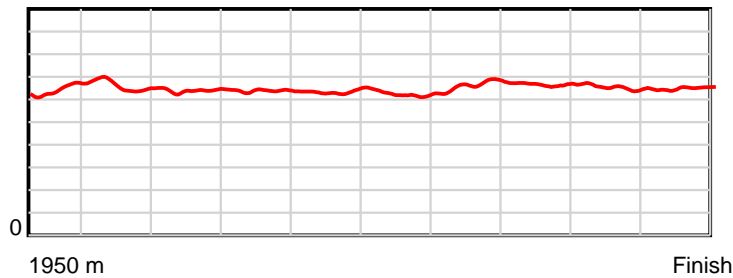
HRNZ and NZMTC and Thoroughbred Ratings Pty Ltd accepts no responsibility for the completeness or accuracy of any of the information contained herein, and makes no representations about its suitability for any particular purpose. Users should make their own judgements about those matters and/or seek independent advice. You assume all risks associated with use of the data provided on this page.

Race Results

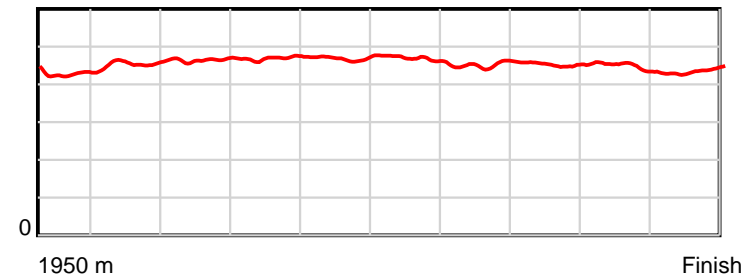
May 04, 2018, Race 4, MICO PLUMBING MOBILE PACE, Distance 1950m, Addington - Survey 1950m

Result	TAB no.	Horse (Barrier)	1950 to	1800m to	1600m to	1400m to	1200m to	1000m to	800m to	600m to	400m to	200m to	Total or	Margin
2nd	7	Billy Badger (6)	1800m	1600m	1400m	1200m	1000m	800m	600m	400m	200m	WP	Average	
		Position in running (margin)	-	3(0.9)	5(2.7)	4(3.2)	4(5.7)	3(3.7)	4(3.0)	4(2.8)	4(2.8)	2(1.7)		0.50
		Sectional time (s)	10.09	14.14	14.67	14.75	14.97	15.31	13.67	13.98	13.92	13.40		
		Cumulative time (s)	138.90	128.81	114.67	100.00	85.25	70.28	54.97	41.30	27.32	13.40	2:18.90	
		Speed (m/s)	14.87	14.14	13.63	13.56	13.36	13.06	14.63	14.31	14.37	14.93	14.04	
		Stride length (m)	6.45	6.42	6.34	6.36	6.26	6.12	6.61	6.47	6.43	6.50	6.39	
		Stride duration (s)	0.426	0.454	0.465	0.469	0.469	0.469	0.452	0.452	0.447	0.436	0.455	
		Stride efficiency (%)	65.11	64.45	62.78	63.13	61.33	58.56	68.23	65.44	64.52	66.12	63.85	
		Stride count	23.24	31.14	31.55	31.47	31.92	32.67	30.27	30.91	31.13	30.75	305.05	

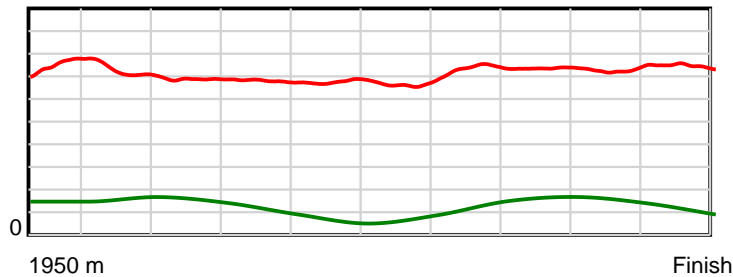
10 m Stride length



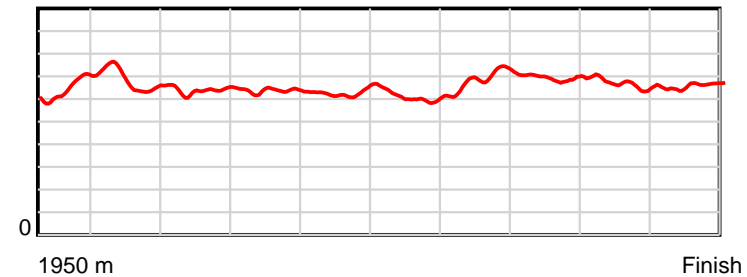
0.6 s Stride duration



20 m/sec Speed



100 % Stride efficiency



Note: Horizontal distance axis grid lines are 200m furlongs.

Disclaimer.

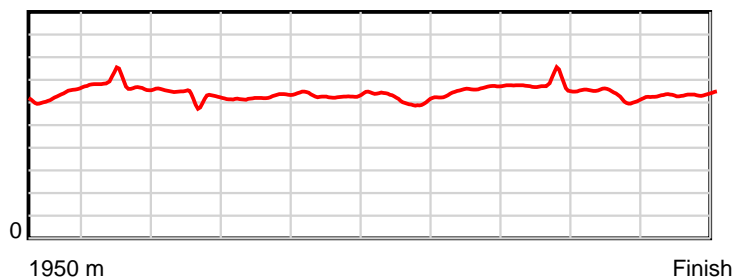
HRNZ and NZMTC and Thoroughbred Ratings Pty Ltd accepts no responsibility for the completeness or accuracy of any of the information contained herein, and makes no representations about its suitability for any particular purpose. Users should make their own judgements about those matters and/or seek independent advice. You assume all risks associated with use of the data provided on this page.

Race Results

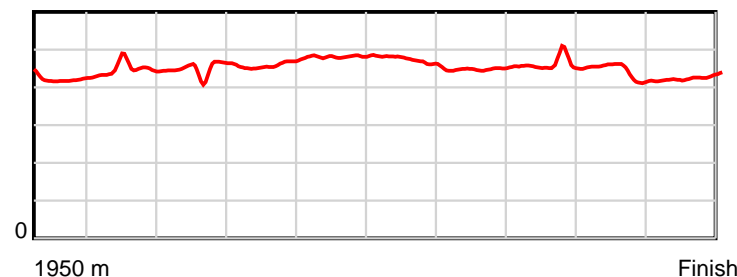
May 04, 2018, Race 4, MICO PLUMBING MOBILE PACE, Distance 1950m, Addington - Survey 1950m

Result	TAB no.	Horse (Barrier)	1950 to	1800m to	1600m to	1400m to	1200m to	1000m to	800m to	600m to	400m to	200m to	Total or	Margin
3rd	8	Pat's Delight (7)	1800m	1600m	1400m	1200m	1000m	800m	600m	400m	200m	WP	Average	
		Position in running (margin)	-	4(1.4)	2(0.7)	1(0.0)	2(1.7)	2(3.1)	3(2.6)	3(1.9)	3(2.6)	3(1.9)		0.60
		Sectional time (s)	10.02	13.73	14.47	14.62	15.56	15.34	13.58	14.10	13.97	13.53		
		Cumulative time (s)	138.92	128.90	115.17	100.70	86.08	70.52	55.18	41.60	27.50	13.53	2:18.92	
		Speed (m/s)	14.98	14.57	13.82	13.68	12.85	13.04	14.73	14.18	14.32	14.78	14.04	
		Stride length (m)	6.35	6.51	6.22	6.28	6.19	6.14	6.61	6.50	6.28	6.32	6.34	
		Stride duration (s)	0.419	0.447	0.450	0.459	0.482	0.471	0.449	0.459	0.439	0.427	0.451	
		Stride efficiency (%)	62.93	66.23	60.42	61.65	59.89	58.91	68.18	66.05	61.66	62.40	62.73	
		Stride count	23.64	30.72	32.17	31.84	32.31	32.57	30.28	30.76	31.84	31.65	307.78	

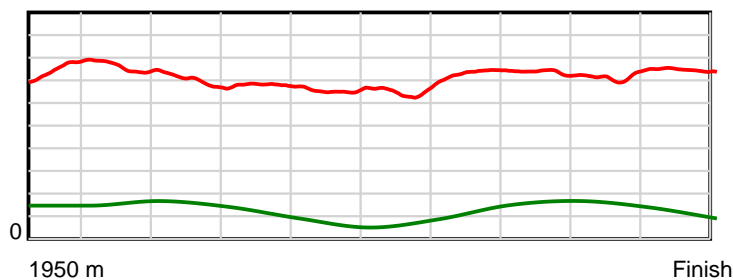
10 m Stride length



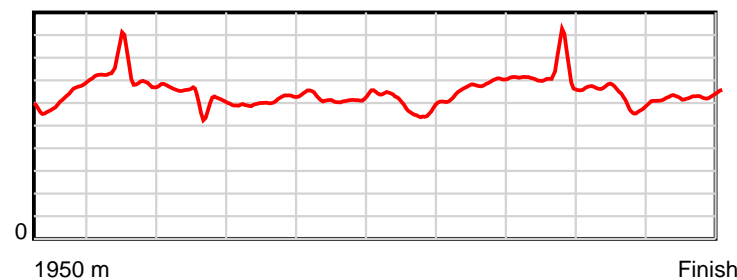
0.6 s Stride duration



20 m/sec Speed



100 % Stride efficiency



Note: Horizontal distance axis grid lines are 200m furlongs.

Disclaimer.

HRNZ and NZMTC and Thoroughbred Ratings Pty Ltd accepts no responsibility for the completeness or accuracy of any of the information contained herein, and makes no representations about its suitability for any particular purpose. Users should make their own judgements about those matters and/or seek independent advice. You assume all risks associated with use of the data provided on this page.

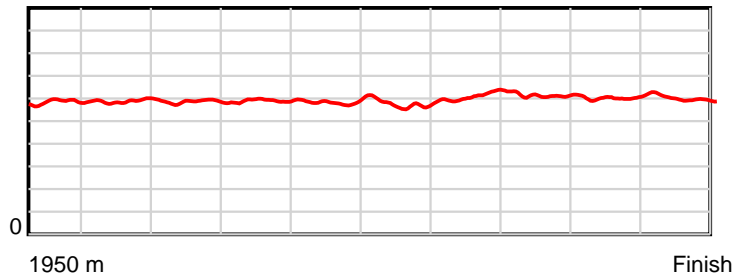


Race Results

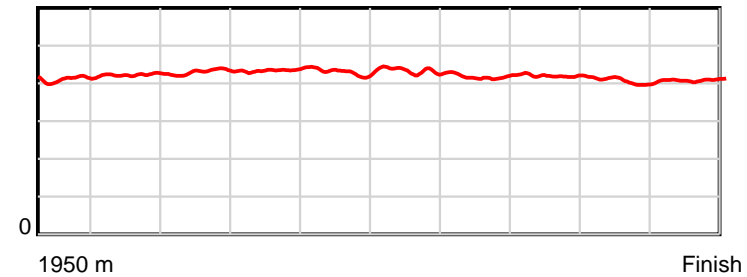
May 04, 2018, Race 4, MICO PLUMBING MOBILE PACE, Distance 1950m, Addington - Survey 1950m

Result	TAB no.	Horse (Barrier)	1950 to	1800m to	1600m to	1400m to	1200m to	1000m to	800m to	600m to	400m to	200m to	Total or	Margin
4th	5	Shezza GNP (4)	1800m	1600m	1400m	1200m	1000m	800m	600m	400m	200m	WP	Average	
		Position in running (margin)	-	9(4.6)	10(9.0)	9(10.5)	9(12.5)	9(9.7)	9(8.3)	9(8.0)	9(8.5)	7(5.9)		5.20
		Sectional time (s)	10.81	14.57	14.83	14.67	14.85	15.19	13.66	14.07	13.66	13.45		
		Cumulative time (s)	139.76	128.95	114.38	99.55	84.88	70.03	54.84	41.18	27.11	13.45	2:19.76	
		Speed (m/s)	13.88	13.73	13.49	13.63	13.47	13.17	14.64	14.21	14.64	14.87	13.95	
		Stride length (m)	5.85	5.80	5.81	5.92	5.80	5.70	6.12	5.96	5.94	6.08	5.90	
		Stride duration (s)	0.410	0.423	0.430	0.434	0.430	0.433	0.418	0.420	0.406	0.409	0.423	
		Stride efficiency (%)	53.41	52.61	52.70	54.79	52.55	50.81	58.44	55.58	55.16	57.67	54.33	
		Stride count	25.66	34.47	34.44	33.77	34.49	35.07	32.70	33.53	33.66	32.92	330.71	

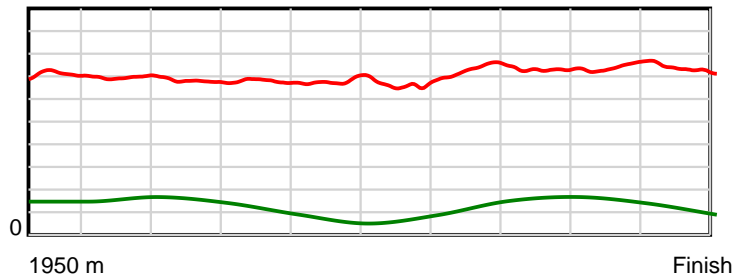
10 m Stride length



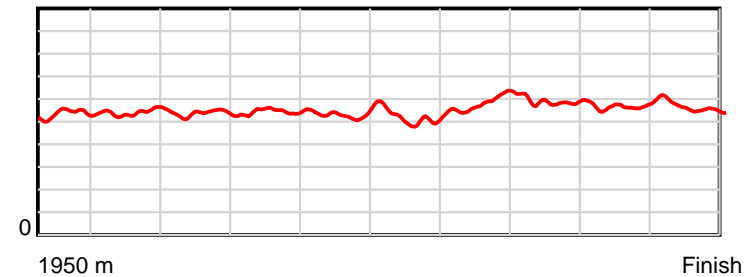
0.6 s Stride duration



20 m/sec Speed



100 % Stride efficiency



Note: Horizontal distance axis grid lines are 200m furlongs.

Disclaimer.

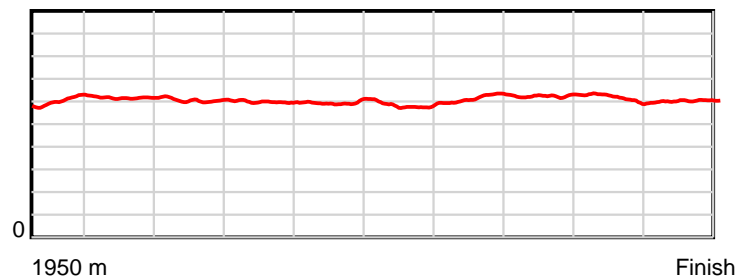
HRNZ and NZMTC and Thoroughbred Ratings Pty Ltd accepts no responsibility for the completeness or accuracy of any of the information contained herein, and makes no representations about its suitability for any particular purpose. Users should make their own judgements about those matters and/or seek independent advice. You assume all risks associated with use of the data provided on this page.

Race Results

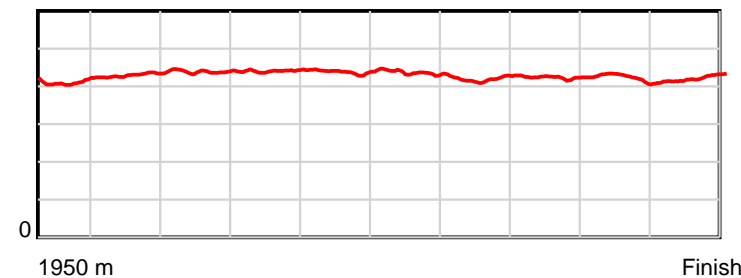
May 04, 2018, Race 4, MICO PLUMBING MOBILE PACE, Distance 1950m, Addington - Survey 1950m

Result	TAB no.	Horse (Barrier)	1950 to	1800m to	1600m to	1400m to	1200m to	1000m to	800m to	600m to	400m to	200m to	Total or	Margin
5th	4	Boomer Bailey (3)	1800m	1600m	1400m	1200m	1000m	800m	600m	400m	200m	WP	Average	
		Position in running (margin)	-	7(2.4)	6(4.6)	6(5.2)	6(7.7)	5(5.7)	6(4.6)	5(4.3)	5(4.5)	5(4.0)		6.00
		Sectional time (s)	10.24	14.21	14.68	14.76	14.98	15.24	13.67	14.00	14.02	14.09		
		Cumulative time (s)	139.89	129.65	115.44	100.76	86.00	71.02	55.78	42.11	28.11	14.09	2:19.89	
		Speed (m/s)	14.65	14.07	13.62	13.55	13.35	13.12	14.63	14.29	14.27	14.19	13.94	
		Stride length (m)	6.05	6.05	5.98	5.97	5.85	5.73	6.14	6.05	6.02	6.00	5.98	
		Stride duration (s)	0.409	0.430	0.439	0.440	0.438	0.436	0.420	0.423	0.422	0.422	0.429	
		Stride efficiency (%)	57.18	57.17	55.96	55.62	53.50	51.22	58.94	57.20	56.57	56.17	55.86	
		Stride count	24.80	33.06	33.42	33.52	34.18	34.93	32.57	33.06	33.24	33.36	326.14	

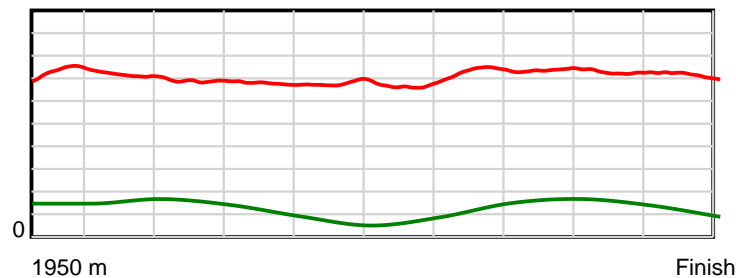
10 m Stride length



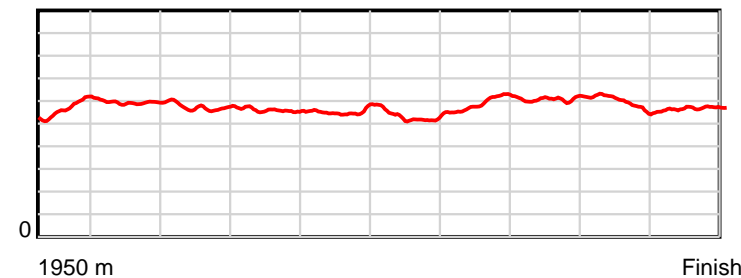
0.6 s Stride duration



20 m/sec Speed



100 % Stride efficiency



Note: Horizontal distance axis grid lines are 200m furlongs.

Disclaimer.

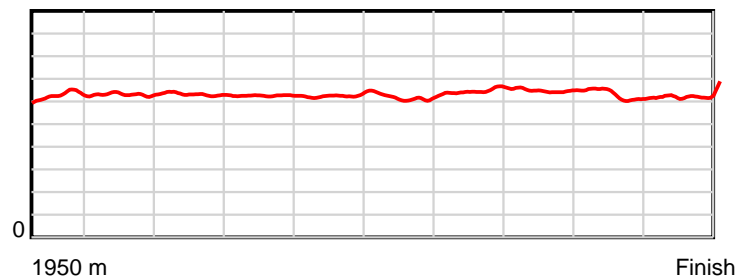
HRNZ and NZMTC and Thoroughbred Ratings Pty Ltd accepts no responsibility for the completeness or accuracy of any of the information contained herein, and makes no representations about its suitability for any particular purpose. Users should make their own judgements about those matters and/or seek independent advice. You assume all risks associated with use of the data provided on this page.

Race Results

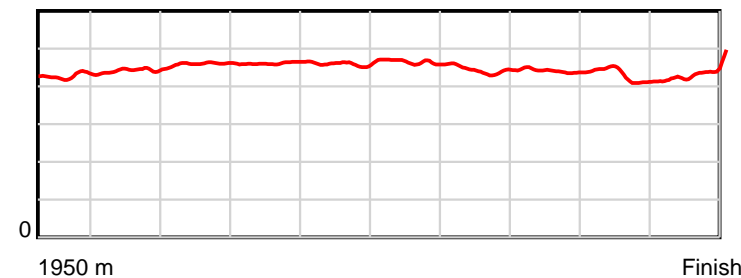
May 04, 2018, Race 4, MICO PLUMBING MOBILE PACE, Distance 1950m, Addington - Survey 1950m

Result	TAB no.	Horse (Barrier)	1950 to	1800m to	1600m to	1400m to	1200m to	1000m to	800m to	600m to	400m to	200m to	Total or	Margin
6th	11	Star Commander (10)	1800m	1600m	1400m	1200m	1000m	800m	600m	400m	200m	WP	Average	
		Position in running (margin)	-	8(4.0)	8(6.6)	8(8.2)	8(10.4)	7(7.7)	7(6.3)	7(6.0)	7(6.0)	6(5.1)		6.40
		Sectional time (s)	10.44	14.28	14.84	14.69	14.88	15.18	13.66	13.98	13.95	14.07		
		Cumulative time (s)	139.97	129.53	115.25	100.41	85.72	70.84	55.66	42.00	28.02	14.07	2:19.97	
		Speed (m/s)	14.37	14.01	13.48	13.61	13.44	13.18	14.64	14.31	14.34	14.21	13.93	
		Stride length (m)	6.28	6.19	6.20	6.28	6.18	6.11	6.48	6.30	6.12	6.22	6.23	
		Stride duration (s)	0.427	0.442	0.460	0.461	0.460	0.464	0.443	0.441	0.427	0.437	0.447	
		Stride efficiency (%)	61.69	59.80	59.97	61.63	59.73	58.28	65.63	62.11	58.53	60.40	60.71	
		Stride count	23.87	32.33	32.28	31.85	32.35	32.75	30.86	31.72	32.68	32.17	312.86	

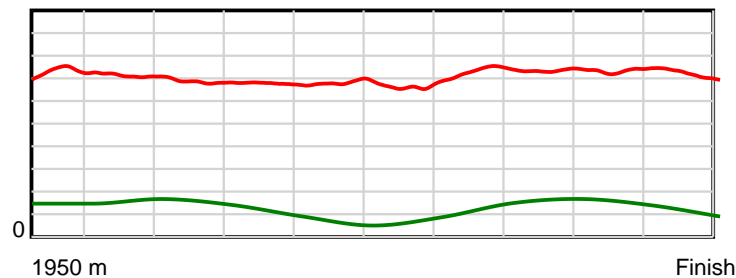
10 m Stride length



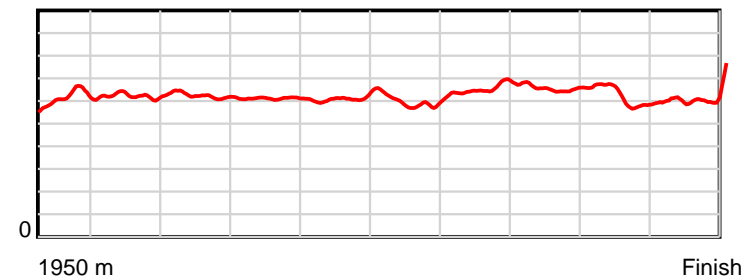
0.6 s Stride duration



20 m/sec Speed



100 % Stride efficiency



Note: Horizontal distance axis grid lines are 200m furlongs.

Disclaimer.

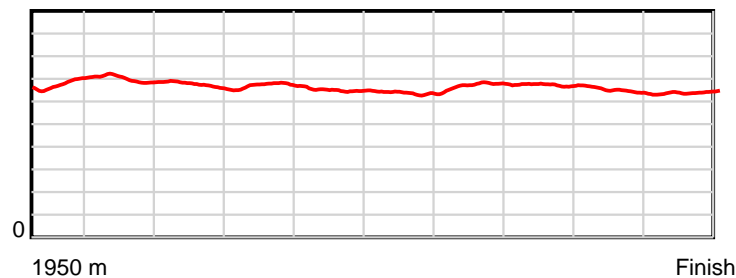
HRNZ and NZMTC and Thoroughbred Ratings Pty Ltd accepts no responsibility for the completeness or accuracy of any of the information contained herein, and makes no representations about its suitability for any particular purpose. Users should make their own judgements about those matters and/or seek independent advice. You assume all risks associated with use of the data provided on this page.

Race Results

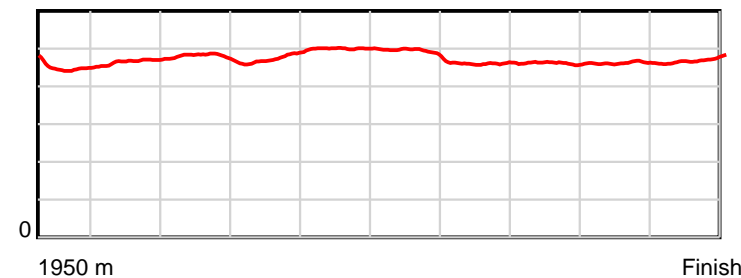
May 04, 2018, Race 4, MICO PLUMBING MOBILE PACE, Distance 1950m, Addington - Survey 1950m

Result	TAB no.	Horse (Barrier)	1950 to	1800m to	1600m to	1400m to	1200m to	1000m to	800m to	600m to	400m to	200m to	Total or	Margin
7th	9	Buster Brady (8)	1800m	1600m	1400m	1200m	1000m	800m	600m	400m	200m	WP	Average	
		Position in running (margin)	-	2(0.4)	4(1.7)	2(1.3)	1(0.0)	1(0.0)	1(0.0)	1(0.0)	1(0.0)	4(2.5)		8.00
		Sectional time (s)	10.01	14.07	14.50	14.12	15.32	15.42	13.71	13.98	14.51	14.62		
		Cumulative time (s)	140.26	130.25	116.18	101.68	87.56	72.24	56.82	43.11	29.13	14.62	2:20.26	
		Speed (m/s)	14.99	14.21	13.79	14.16	13.05	12.97	14.59	14.31	13.78	13.68	13.90	
		Stride length (m)	6.80	6.62	6.61	6.73	6.53	6.37	6.71	6.60	6.36	6.43	6.57	
		Stride duration (s)	0.446	0.466	0.479	0.475	0.500	0.491	0.460	0.461	0.462	0.470	0.472	
		Stride efficiency (%)	72.35	68.56	68.26	70.85	66.59	63.35	70.43	68.10	63.23	64.59	67.41	
		Stride count	22.05	30.20	30.26	29.70	30.64	31.41	29.79	30.30	31.44	31.11	296.90	

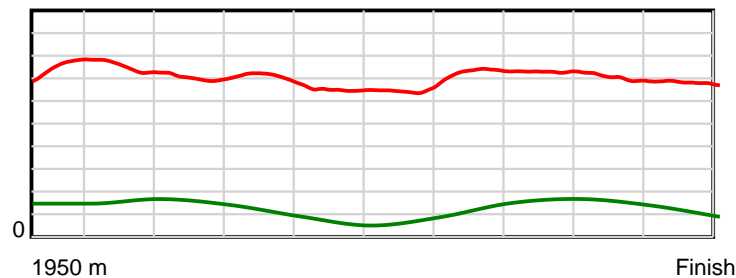
10 m Stride length



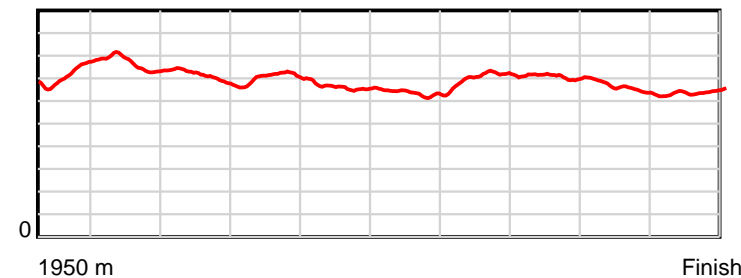
0.6 s Stride duration



20 m/sec Speed



100 % Stride efficiency



Note: Horizontal distance axis grid lines are 200m furlongs.

Disclaimer.

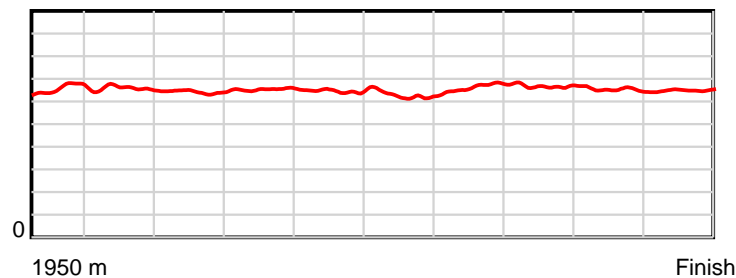
HRNZ and NZMTC and Thoroughbred Ratings Pty Ltd accepts no responsibility for the completeness or accuracy of any of the information contained herein, and makes no representations about its suitability for any particular purpose. Users should make their own judgements about those matters and/or seek independent advice. You assume all risks associated with use of the data provided on this page.

Race Results

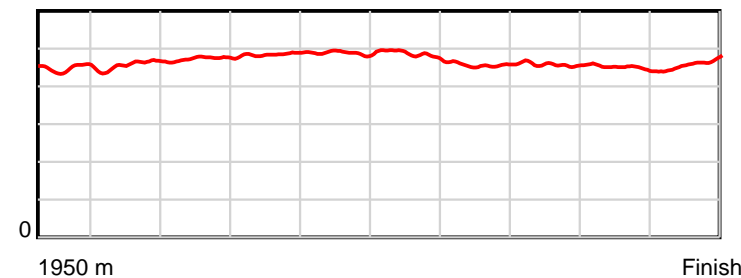
May 04, 2018, Race 4, MICO PLUMBING MOBILE PACE, Distance 1950m, Addington - Survey 1950m

Result	TAB no.	Horse (Barrier)	1950 to	1800m to	1600m to	1400m to	1200m to	1000m to	800m to	600m to	400m to	200m to	Total or	Margin
8th	10	Rocki Warrior (9)	1800m	1600m	1400m	1200m	1000m	800m	600m	400m	200m	WP	Average	
		Position in running (margin)	-	10(4.9)	7(5.2)	7(6.6)	7(9.1)	8(8.2)	10(8.8)	10(9.4)	10(10.3)	10(9.9)		12.20
		Sectional time (s)	10.56	13.90	14.80	14.77	15.17	15.52	13.81	14.12	14.02	14.34		
		Cumulative time (s)	141.01	130.45	116.55	101.75	86.98	71.81	56.29	42.48	28.36	14.34	2:21.01	
		Speed (m/s)	14.21	14.39	13.51	13.54	13.18	12.89	14.48	14.16	14.27	13.95	13.83	
		Stride length (m)	6.66	6.57	6.39	6.56	6.44	6.26	6.61	6.48	6.42	6.43	6.48	
		Stride duration (s)	0.448	0.457	0.473	0.485	0.488	0.486	0.456	0.458	0.450	0.461	0.468	
		Stride efficiency (%)	69.22	67.39	63.82	67.32	64.77	61.22	68.27	65.69	64.45	64.54	65.52	
		Stride count	22.54	30.46	31.30	30.47	31.06	31.95	30.26	30.85	31.14	31.12	301.15	

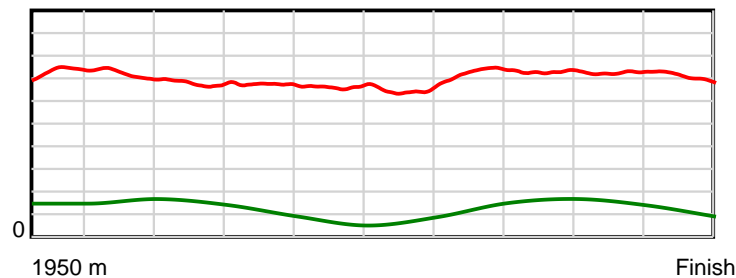
10 m Stride length



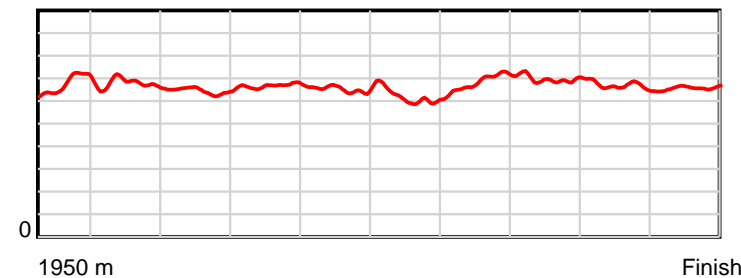
0.6 s Stride duration



20 m/sec Speed



100 % Stride efficiency



Note: Horizontal distance axis grid lines are 200m furlongs.

Disclaimer.

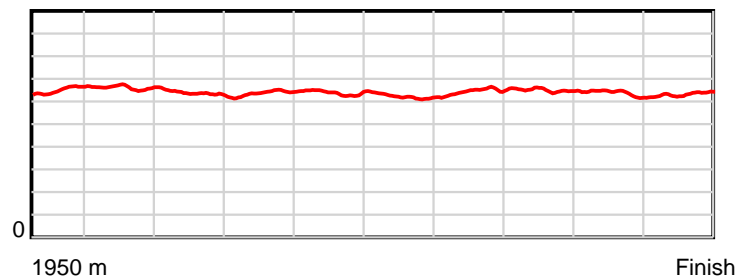
HRNZ and NZMTC and Thoroughbred Ratings Pty Ltd accepts no responsibility for the completeness or accuracy of any of the information contained herein, and makes no representations about its suitability for any particular purpose. Users should make their own judgements about those matters and/or seek independent advice. You assume all risks associated with use of the data provided on this page.

Race Results

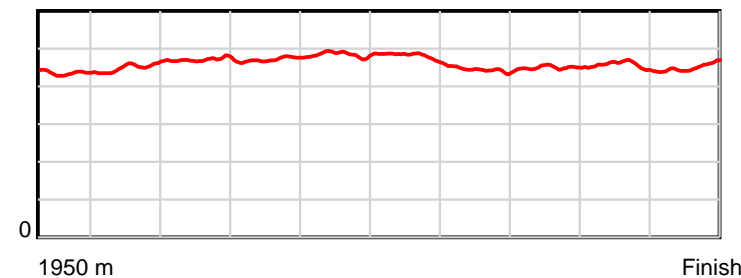
May 04, 2018, Race 4, MICO PLUMBING MOBILE PACE, Distance 1950m, Addington - Survey 1950m

Result	TAB no.	Horse (Barrier)	1950 to	1800m to	1600m to	1400m to	1200m to	1000m to	800m to	600m to	400m to	200m to	Total or	Margin
9th	1	Nearis Green (1)	1800m	1600m	1400m	1200m	1000m	800m	600m	400m	200m	WP	Average	
		Position in running (margin)	-	6(2.2)	3(1.6)	5(3.3)	5(6.6)	6(6.0)	8(6.8)	8(7.3)	8(7.6)	9(9.3)		12.20
		Sectional time (s)	10.27	13.76	14.85	14.88	15.23	15.55	13.80	14.01	14.39	14.27		
		Cumulative time (s)	141.01	130.74	116.98	102.13	87.25	72.02	56.47	42.67	28.66	14.27	2:21.01	
		Speed (m/s)	14.61	14.53	13.47	13.44	13.13	12.86	14.49	14.28	13.90	14.02	13.83	
		Stride length (m)	6.49	6.54	6.34	6.33	6.36	6.18	6.43	6.41	6.33	6.33	6.37	
		Stride duration (s)	0.435	0.450	0.471	0.471	0.484	0.480	0.443	0.449	0.456	0.452	0.461	
		Stride efficiency (%)	65.76	66.90	62.73	62.56	63.17	59.59	64.57	64.20	62.65	62.69	63.38	
		Stride count	23.12	30.57	31.57	31.61	31.46	32.39	31.11	31.20	31.59	31.58	306.20	

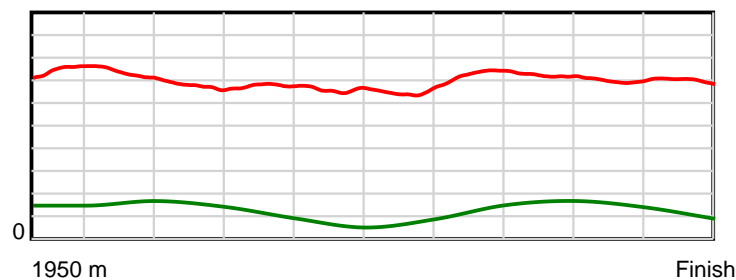
10 m Stride length



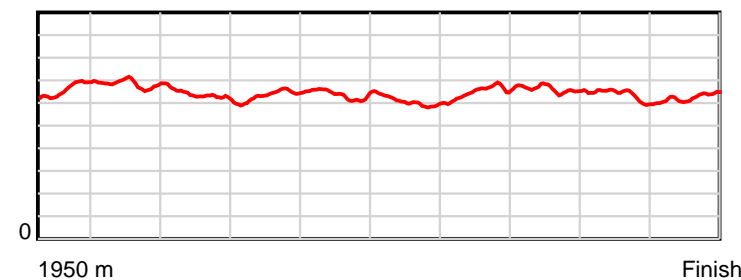
0.6 s Stride duration



20 m/sec Speed



100 % Stride efficiency



Note: Horizontal distance axis grid lines are 200m furlongs.

Disclaimer.

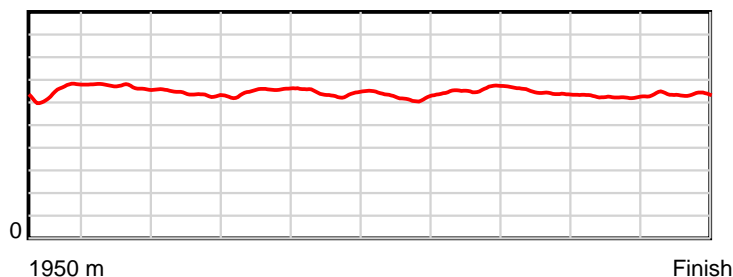
HRNZ and NZMTC and Thoroughbred Ratings Pty Ltd accepts no responsibility for the completeness or accuracy of any of the information contained herein, and makes no representations about its suitability for any particular purpose. Users should make their own judgements about those matters and/or seek independent advice. You assume all risks associated with use of the data provided on this page.

Race Results

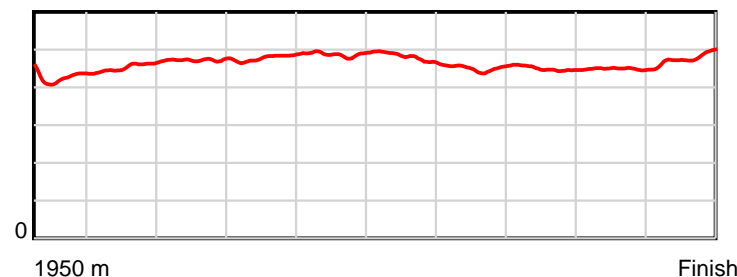
May 04, 2018, Race 4, MICO PLUMBING MOBILE PACE, Distance 1950m, Addington - Survey 1950m

Result	TAB no.	Horse (Barrier)	1950 to	1800m to	1600m to	1400m to	1200m to	1000m to	800m to	600m to	400m to	200m to	Total or	Margin
10th	2	Denstown (2)	1800m	1600m	1400m	1200m	1000m	800m	600m	400m	200m	WP	Average	
		Position in running (margin)	-	1(0.0)	1(0.0)	3(2.0)	3(4.3)	4(3.9)	5(3.6)	6(4.5)	6(5.3)	8(7.3)		14.90
		Sectional time (s)	9.89	13.85	14.91	14.71	15.26	15.38	13.85	14.10	14.43	15.12		
		Cumulative time (s)	141.50	131.61	117.76	102.85	88.14	72.88	57.50	43.65	29.55	15.12	2:21.50	
		Speed (m/s)	15.17	14.44	13.41	13.60	13.11	13.00	14.44	14.18	13.86	13.23	13.78	
		Stride length (m)	6.44	6.56	6.34	6.50	6.39	6.24	6.51	6.37	6.22	6.34	6.39	
		Stride duration (s)	0.423	0.454	0.473	0.479	0.488	0.480	0.451	0.449	0.449	0.480	0.464	
		Stride efficiency (%)	64.72	67.15	62.82	66.12	63.83	60.93	66.23	63.44	60.48	62.86	63.78	
		Stride count	23.31	30.51	31.54	30.75	31.29	32.03	30.72	31.39	32.15	31.53	305.22	

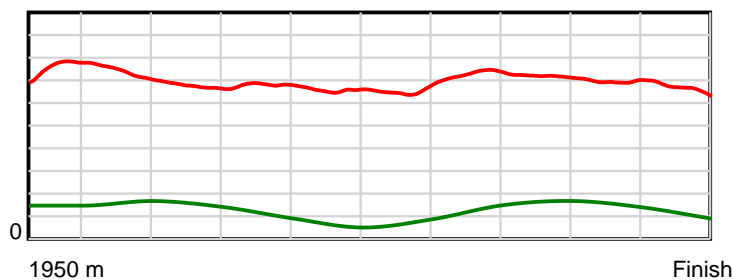
10 m Stride length



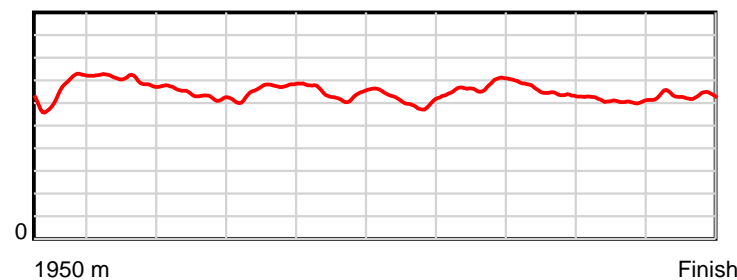
0.6 s Stride duration



20 m/sec Speed



100 % Stride efficiency



Note: Horizontal distance axis grid lines are 200m furlongs.

Disclaimer.

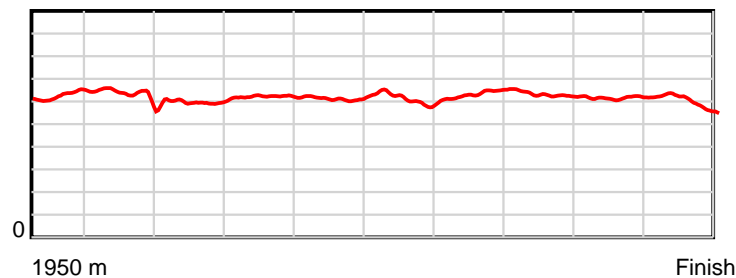
HRNZ and NZMTC and Thoroughbred Ratings Pty Ltd accepts no responsibility for the completeness or accuracy of any of the information contained herein, and makes no representations about its suitability for any particular purpose. Users should make their own judgements about those matters and/or seek independent advice. You assume all risks associated with use of the data provided on this page.

Race Results

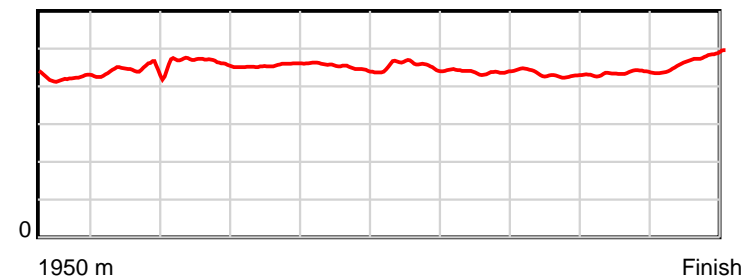
May 04, 2018, Race 4, MICO PLUMBING MOBILE PACE, Distance 1950m, Addington - Survey 1950m

Result	TAB no.	Horse (Barrier)	1950 to	1800m to	1600m to	1400m to	1200m to	1000m to	800m to	600m to	400m to	200m to	Total or	Margin
11th	6	Nolan Sackett (5)	1800m	1600m	1400m	1200m	1000m	800m	600m	400m	200m	WP	Average	
		Position in running (margin)	-	5(1.6)	9(7.4)	11(16.1)	11(17.8)	11(12.9)	11(10.6)	11(11.2)	11(11.6)	11(11.8)		23.00
		Sectional time (s)	10.02	14.82	16.02	14.63	14.50	15.03	13.81	14.06	14.12	15.95		
		Cumulative time (s)	142.96	132.94	118.12	102.10	87.47	72.97	57.94	44.13	30.07	15.95	2:22.96	
		Speed (m/s)	14.98	13.50	12.48	13.67	13.79	13.31	14.48	14.22	14.16	12.54	13.64	
		Stride length (m)	6.30	5.96	5.82	6.24	6.22	6.04	6.35	6.14	6.17	5.92	6.10	
		Stride duration (s)	0.422	0.441	0.466	0.456	0.451	0.454	0.439	0.431	0.435	0.472	0.448	
		Stride efficiency (%)	61.93	55.48	52.95	60.75	60.37	57.06	63.09	58.86	59.40	54.74	58.24	
		Stride count	23.83	33.57	34.36	32.08	32.18	33.10	31.48	32.59	32.44	33.79	319.42	

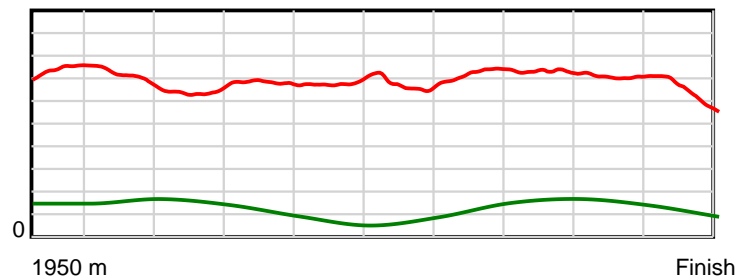
10 m Stride length



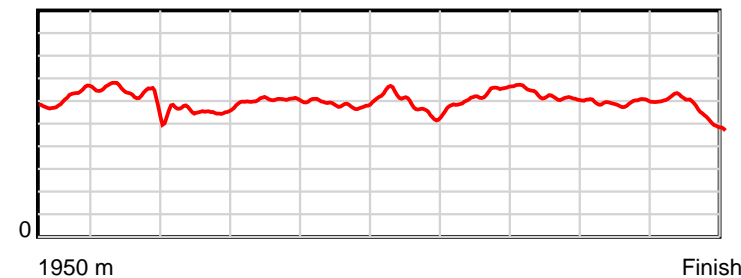
0.6 s Stride duration



20 m/sec Speed



100 % Stride efficiency



Note: Horizontal distance axis grid lines are 200m furlongs.

Disclaimer.

HRNZ and NZMTC and Thoroughbred Ratings Pty Ltd accepts no responsibility for the completeness or accuracy of any of the information contained herein, and makes no representations about its suitability for any particular purpose. Users should make their own judgements about those matters and/or seek independent advice. You assume all risks associated with use of the data provided on this page.