



## Race Results

NZ Metropolitan Trotting Club Inc, HRNZ, May 04, 2018

Compilation date: May 4, 2018, 9:11:34 PM (NZST)

Copyright © 2018 HRNZ and NZMTC. All rights reserved.

### Trademarks.

StrideMASTER is a registered trademark of Thoroughbred Ratings Pty Ltd.

### Disclaimer.

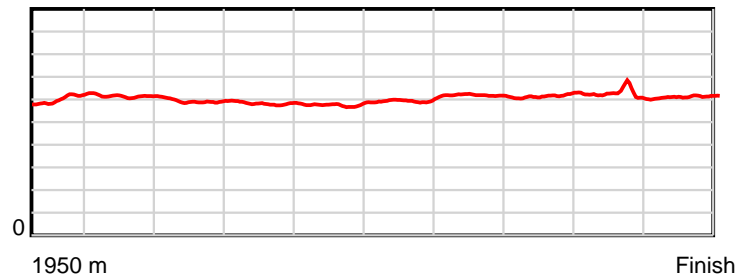
HRNZ and NZMTC and Thoroughbred Ratings Pty Ltd accepts no responsibility for the completeness or accuracy of any of the information contained herein, and makes no representations about its suitability for any particular purpose. Users should make their own judgements about those matters and/or seek independent advice. You assume all risks associated with use of the data provided on this page.

# Race Results

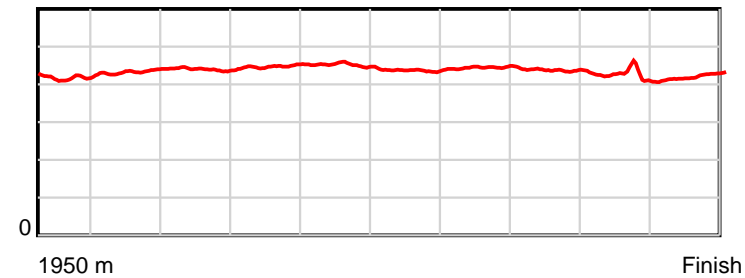
May 04, 2018, Race 7, DUX INDUSTRIES MOBILE PACE, Distance 1950m, Addington - Survey 1950m

Result	TAB no.	Horse (Barrier)	1950 to	1800m to	1600m to	1400m to	1200m to	1000m to	800m to	600m to	400m to	200m to	Total or	Margin
1st	7	Miss You (7)	1800m	1600m	1400m	1200m	1000m	800m	600m	400m	200m	WP	Average	
		Position in running (margin)	-	7(5.4)	6(6.7)	3(4.2)	2(1.5)	3(2.0)	4(4.0)	4(3.2)	4(2.3)	3(2.0)		0.00
		Sectional time (s)	10.56	14.53	15.21	15.45	15.97	15.04	14.48	14.45	13.82	13.68		
		Cumulative time (s)	143.19	132.63	118.10	102.89	87.44	71.47	56.43	41.95	27.50	13.68	2:23.19	
		Speed (m/s)	14.21	13.76	13.15	12.94	12.52	13.30	13.81	13.84	14.47	14.62	13.62	
		Stride length (m)	6.00	5.96	5.78	5.79	5.65	5.81	6.14	6.04	6.11	6.17	5.94	
		Stride duration (s)	0.417	0.433	0.440	0.447	0.451	0.437	0.445	0.437	0.422	0.422	0.436	
		Stride efficiency (%)	56.30	55.42	52.23	52.38	49.90	52.69	58.89	57.05	58.31	59.53	55.11	
		Stride count	24.99	33.58	34.60	34.54	35.39	34.44	32.58	33.10	32.74	32.40	328.36	

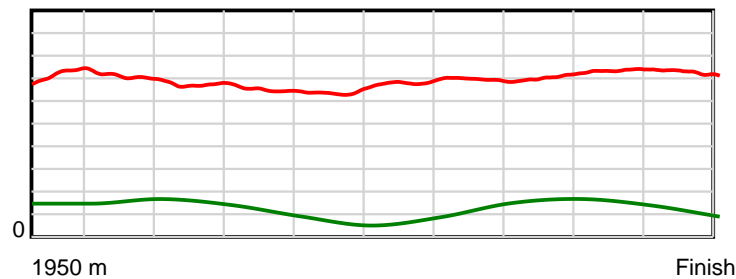
10 m Stride length



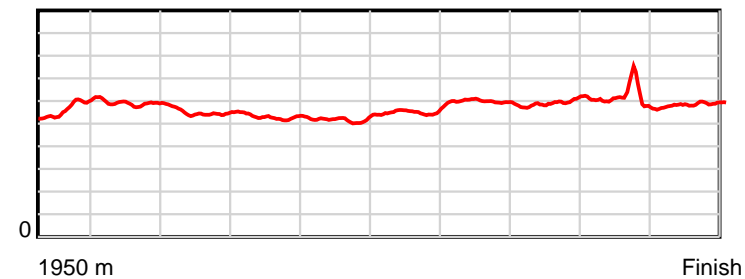
0.6 s Stride duration



20 m/sec Speed



100 % Stride efficiency



Note: Horizontal distance axis grid lines are 200m furlongs.

## Disclaimer.

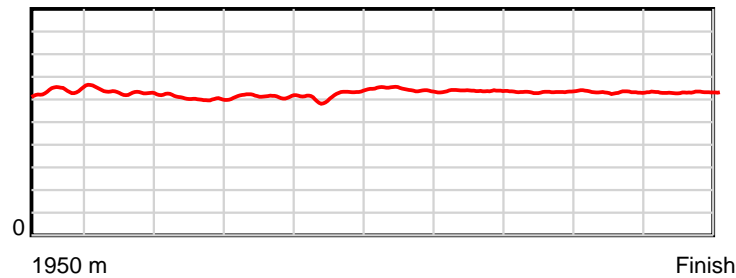
HRNZ and NZMTC and Thoroughbred Ratings Pty Ltd accepts no responsibility for the completeness or accuracy of any of the information contained herein, and makes no representations about its suitability for any particular purpose. Users should make their own judgements about those matters and/or seek independent advice. You assume all risks associated with use of the data provided on this page.

# Race Results

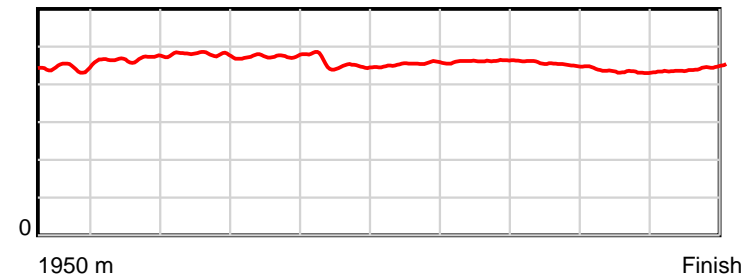
May 04, 2018, Race 7, DUX INDUSTRIES MOBILE PACE, Distance 1950m, Addington - Survey 1950m

Result	TAB no.	Horse (Barrier)	1950 to	1800m to	1600m to	1400m to	1200m to	1000m to	800m to	600m to	400m to	200m to	Total or	Margin
2nd	11	<b>De Lancome (11)</b>	<b>1800m</b>	<b>1600m</b>	<b>1400m</b>	<b>1200m</b>	<b>1000m</b>	<b>800m</b>	<b>600m</b>	<b>400m</b>	<b>200m</b>	<b>WP</b>	<b>Average</b>	
		Position in running (margin)	-	10(6.4)	10(10.5)	10(12.4)	10(9.2)	4(3.3)	2(2.0)	2(1.0)	2(0.7)	2(0.5)		0.30
		Sectional time (s)	10.68	14.99	15.94	14.92	14.47	14.47	14.45	14.55	13.85	14.04		
		Cumulative time (s)	143.25	132.57	117.58	101.64	86.28	71.36	56.89	42.44	27.89	14.04	2:23.25	
		Speed (m/s)	14.05	13.34	12.55	13.02	13.40	13.82	13.84	13.75	14.44	14.25	13.61	
		Stride length (m)	6.43	6.24	6.02	6.18	6.09	6.28	6.40	6.24	6.26	6.30	6.24	
		Stride duration (s)	0.444	0.468	0.480	0.475	0.454	0.454	0.462	0.454	0.433	0.442	0.458	
		Stride efficiency (%)	64.71	60.84	56.56	59.64	57.89	61.55	63.93	60.81	61.25	61.99	60.76	
		Stride count	23.31	32.05	33.24	32.37	32.86	31.87	31.27	32.06	31.95	31.75	312.73	

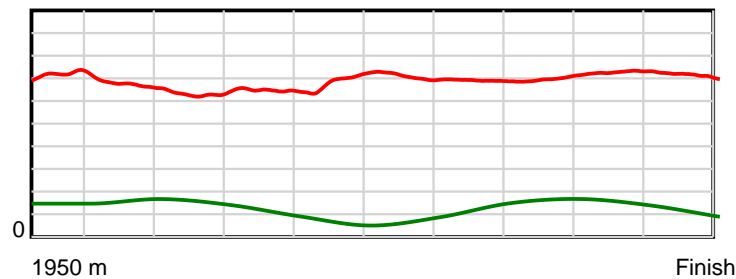
10 m Stride length



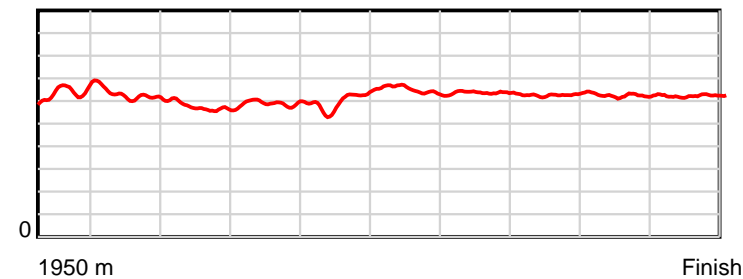
0.6 s Stride duration



20 m/sec Speed



100 % Stride efficiency



Note: Horizontal distance axis grid lines are 200m furlongs.

## Disclaimer.

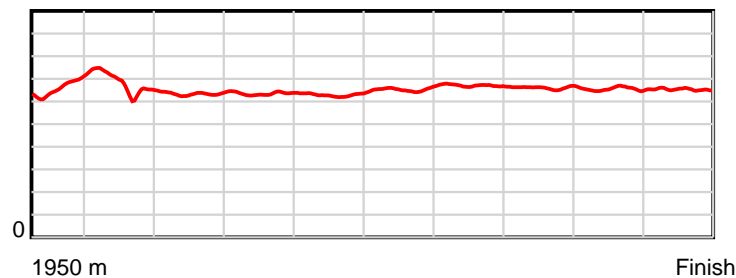
HRNZ and NZMTC and Thoroughbred Ratings Pty Ltd accepts no responsibility for the completeness or accuracy of any of the information contained herein, and makes no representations about its suitability for any particular purpose. Users should make their own judgements about those matters and/or seek independent advice. You assume all risks associated with use of the data provided on this page.

# Race Results

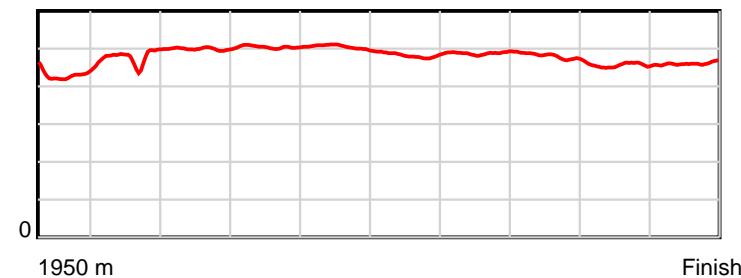
May 04, 2018, Race 7, DUX INDUSTRIES MOBILE PACE, Distance 1950m, Addington - Survey 1950m

Result	TAB no.	Horse (Barrier)	1950 to	1800m to	1600m to	1400m to	1200m to	1000m to	800m to	600m to	400m to	200m to	Total or	Margin
3rd	6	<b>The Director (6)</b>	<b>1800m</b>	<b>1600m</b>	<b>1400m</b>	<b>1200m</b>	<b>1000m</b>	<b>800m</b>	<b>600m</b>	<b>400m</b>	<b>200m</b>	<b>WP</b>	<b>Average</b>	
		Position in running (margin)	-	1(0.0)	1(0.0)	1(0.0)	1(0.0)	1(0.0)	1(0.0)	1(0.0)	1(0.0)	1(0.0)		0.40
		Sectional time (s)	9.66	14.32	15.62	15.90	15.89	14.70	14.62	14.60	13.88	14.08		
		Cumulative time (s)	143.27	133.61	119.29	103.67	87.77	71.88	57.18	42.56	27.96	14.08	2:23.27	
		Speed (m/s)	15.53	13.97	12.80	12.58	12.59	13.61	13.68	13.70	14.41	14.20	13.61	
		Stride length (m)	6.70	6.66	6.39	6.35	6.35	6.57	6.68	6.57	6.57	6.55	6.53	
		Stride duration (s)	0.428	0.477	0.499	0.505	0.504	0.482	0.488	0.480	0.456	0.461	0.480	
		Stride efficiency (%)	70.25	69.40	63.73	62.95	62.98	67.35	69.66	67.44	67.43	66.99	66.66	
		Stride count	22.37	30.01	31.32	31.51	31.50	30.46	29.95	30.45	30.45	30.55	298.57	

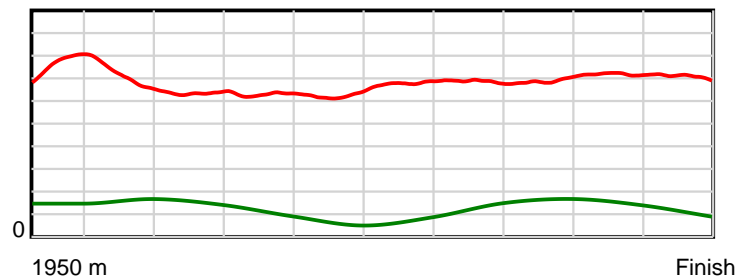
10 m Stride length



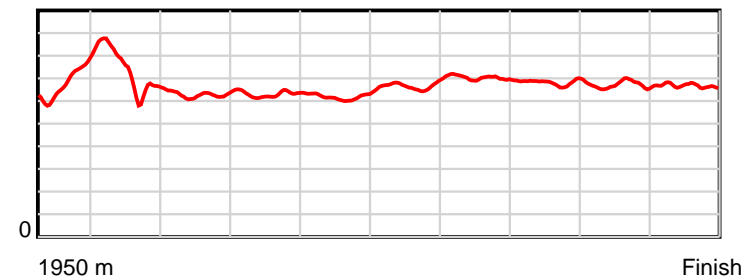
0.6 s Stride duration



20 m/sec Speed



100 % Stride efficiency



Note: Horizontal distance axis grid lines are 200m furlongs.

## Disclaimer.

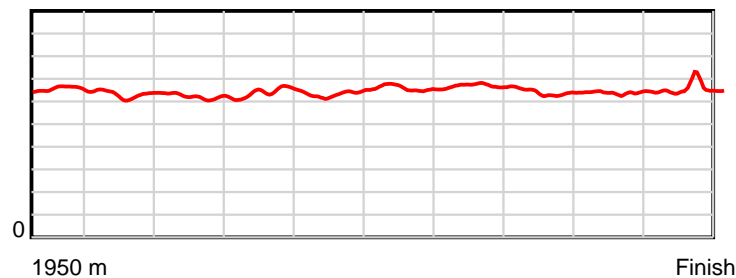
HRNZ and NZMTC and Thoroughbred Ratings Pty Ltd accepts no responsibility for the completeness or accuracy of any of the information contained herein, and makes no representations about its suitability for any particular purpose. Users should make their own judgements about those matters and/or seek independent advice. You assume all risks associated with use of the data provided on this page.

# Race Results

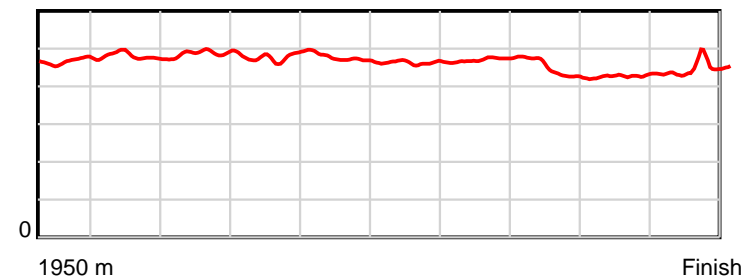
May 04, 2018, Race 7, DUX INDUSTRIES MOBILE PACE, Distance 1950m, Addington - Survey 1950m

Result	TAB no.	Horse (Barrier)	1950 to	1800m to	1600m to	1400m to	1200m to	1000m to	800m to	600m to	400m to	200m to	Total or	Margin
4th	14	Kensington Kat... (14)	1800m	1600m	1400m	1200m	1000m	800m	600m	400m	200m	WP	Average	
		Position in running (margin)	-	14(8.9)	13(17.1)	13(18.5)	13(13.1)	13(9.9)	11(9.4)	9(6.3)	6(4.9)	5(3.9)		1.50
		Sectional time (s)	10.91	15.68	15.85	15.00	15.36	14.61	14.11	14.36	13.73	13.86		
		Cumulative time (s)	143.47	132.56	116.88	101.03	86.03	70.67	56.06	41.95	27.59	13.86	2:23.47	
		Speed (m/s)	13.75	12.76	12.62	13.33	13.02	13.69	14.17	13.93	14.57	14.43	13.59	
		Stride length (m)	6.53	6.12	6.16	6.38	6.19	6.33	6.69	6.16	6.24	6.44	6.31	
		Stride duration (s)	0.467	0.480	0.488	0.478	0.475	0.462	0.472	0.442	0.428	0.446	0.465	
		Stride efficiency (%)	66.61	58.53	59.31	63.53	59.79	62.58	70.02	59.28	60.90	64.89	62.29	
		Stride count	22.97	32.68	32.46	31.37	32.33	31.61	29.88	32.47	32.04	31.04	308.85	

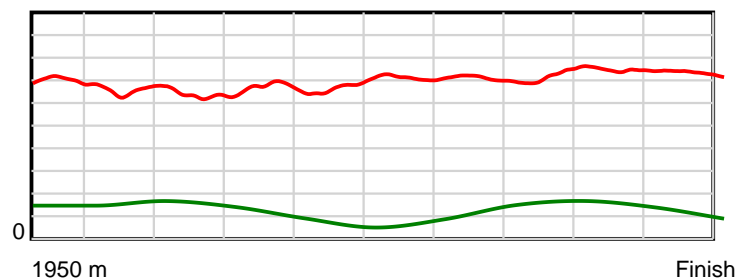
10 m Stride length



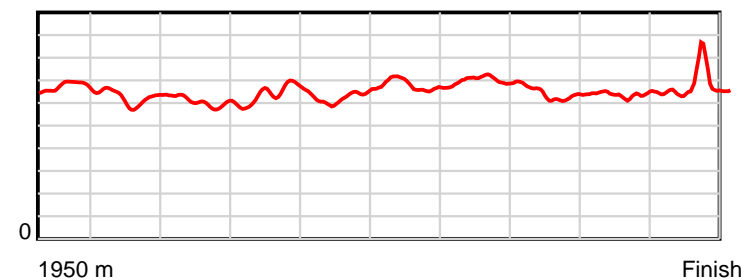
0.6 s Stride duration



20 m/sec Speed



100 % Stride efficiency



Note: Horizontal distance axis grid lines are 200m furlongs.

## Disclaimer.

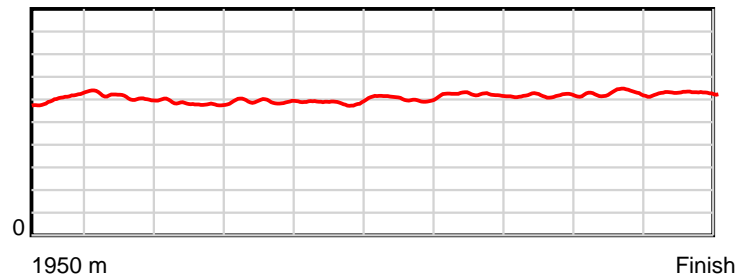
HRNZ and NZMTC and Thoroughbred Ratings Pty Ltd accepts no responsibility for the completeness or accuracy of any of the information contained herein, and makes no representations about its suitability for any particular purpose. Users should make their own judgements about those matters and/or seek independent advice. You assume all risks associated with use of the data provided on this page.

# Race Results

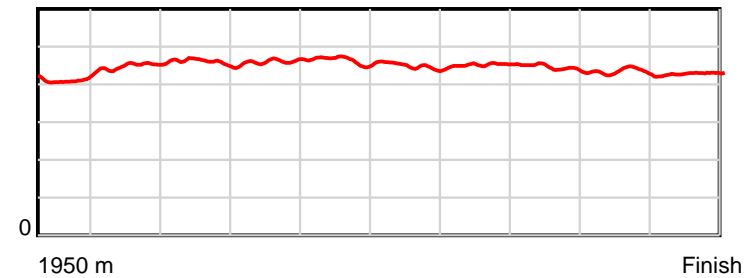
May 04, 2018, Race 7, DUX INDUSTRIES MOBILE PACE, Distance 1950m, Addington - Survey 1950m

Result	TAB no.	Horse (Barrier)	1950 to	1800m to	1600m to	1400m to	1200m to	1000m to	800m to	600m to	400m to	200m to	Total or	Margin
5th	4	Scottlynn Justi... (4)	1800m	1600m	1400m	1200m	1000m	800m	600m	400m	200m	WP	Average	
		Position in running (margin)	-	5(3.1)	5(6.5)	7(7.8)	6(5.5)	7(5.6)	8(7.6)	10(6.4)	10(6.4)	10(7.0)		3.90
		Sectional time (s)	9.97	14.88	15.84	15.51	15.90	15.04	14.42	14.60	13.98	13.76		
		Cumulative time (s)	143.90	133.93	119.05	103.21	87.70	71.80	56.76	42.34	27.74	13.76	2:23.90	
		Speed (m/s)	15.05	13.44	12.63	12.89	12.58	13.30	13.87	13.70	14.31	14.53	13.55	
		Stride length (m)	6.06	6.03	5.81	5.94	5.82	5.96	6.27	6.07	6.20	6.23	6.04	
		Stride duration (s)	0.410	0.449	0.460	0.461	0.463	0.448	0.452	0.444	0.433	0.429	0.445	
		Stride efficiency (%)	57.42	56.78	52.69	55.15	52.92	55.60	61.45	57.66	60.07	60.64	56.92	
		Stride count	24.75	33.18	34.44	33.66	34.37	33.53	31.89	32.92	32.26	32.11	323.11	

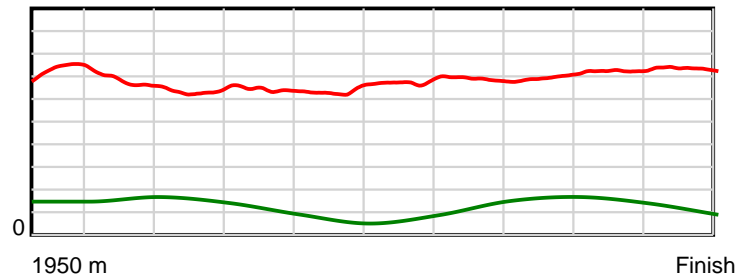
10 m Stride length



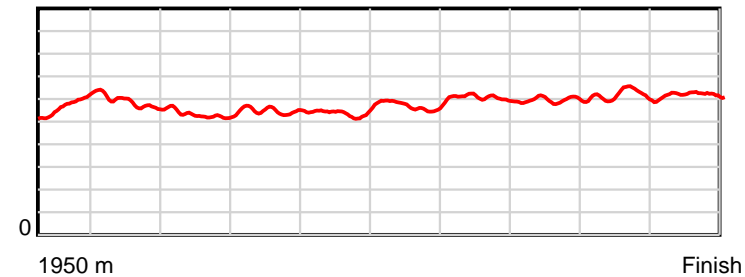
0.6 s Stride duration



20 m/sec Speed



100 % Stride efficiency



Note: Horizontal distance axis grid lines are 200m furlongs.

## Disclaimer.

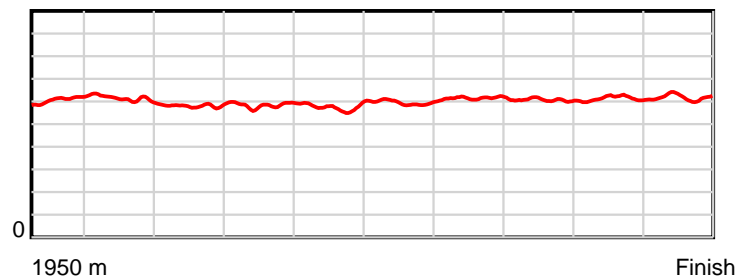
HRNZ and NZMTC and Thoroughbred Ratings Pty Ltd accepts no responsibility for the completeness or accuracy of any of the information contained herein, and makes no representations about its suitability for any particular purpose. Users should make their own judgements about those matters and/or seek independent advice. You assume all risks associated with use of the data provided on this page.

# Race Results

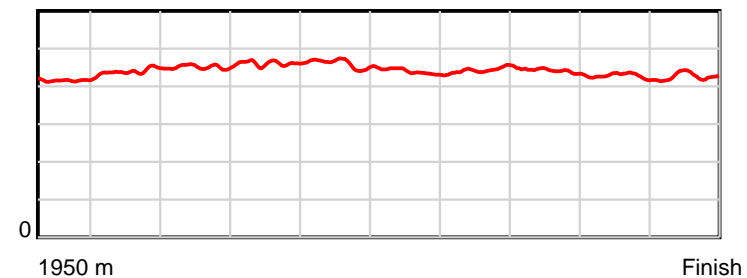
May 04, 2018, Race 7, DUX INDUSTRIES MOBILE PACE, Distance 1950m, Addington - Survey 1950m

Result	TAB no.	Horse (Barrier)	1950 to	1800m to	1600m to	1400m to	1200m to	1000m to	800m to	600m to	400m to	200m to	Total or	Margin
6th	10	<b>Machsgain (10)</b>	<b>1800m</b>	<b>1600m</b>	<b>1400m</b>	<b>1200m</b>	<b>1000m</b>	<b>800m</b>	<b>600m</b>	<b>400m</b>	<b>200m</b>	<b>WP</b>	<b>Average</b>	
		Position in running (margin)	-	9(6.3)	7(6.7)	5(6.1)	7(5.7)	8(6.0)	7(6.6)	8(5.9)	9(5.8)	8(6.0)		4.30
		Sectional time (s)	10.59	14.39	15.52	15.83	15.94	14.80	14.50	14.59	13.91	13.90		
		Cumulative time (s)	143.97	133.38	118.99	103.47	87.64	71.70	56.90	42.40	27.81	13.90	2:23.97	
		Speed (m/s)	14.17	13.90	12.89	12.63	12.55	13.51	13.79	13.71	14.38	14.39	13.54	
		Stride length (m)	6.05	6.12	5.81	5.83	5.77	5.93	6.12	6.05	6.14	6.15	5.99	
		Stride duration (s)	0.415	0.441	0.451	0.461	0.460	0.439	0.444	0.441	0.427	0.428	0.442	
		Stride efficiency (%)	57.25	58.56	52.77	53.07	52.09	55.03	58.49	57.15	58.88	59.12	56.12	
		Stride count	24.78	32.67	34.42	34.32	34.64	33.70	32.69	33.07	32.58	32.52	325.39	

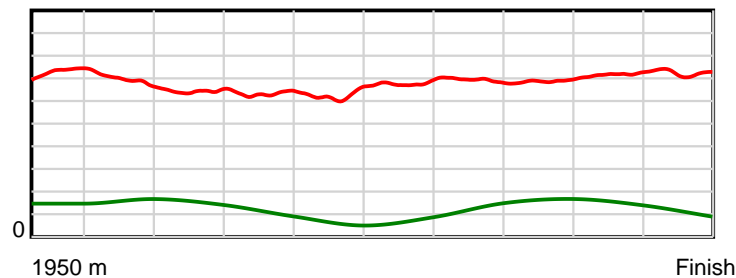
10 m Stride length



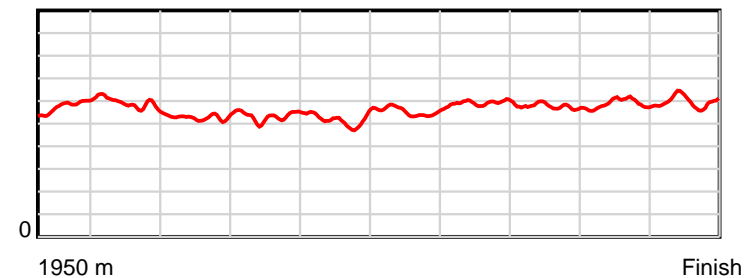
0.6 s Stride duration



20 m/sec Speed



100 % Stride efficiency



Note: Horizontal distance axis grid lines are 200m furlongs.

## Disclaimer.

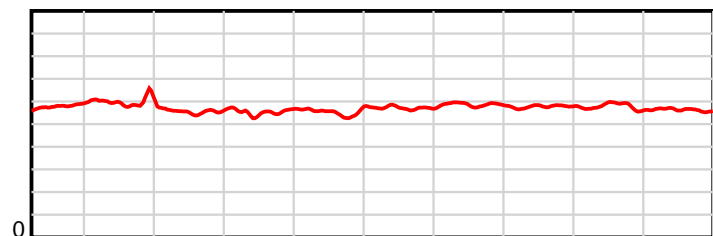
HRNZ and NZMTC and Thoroughbred Ratings Pty Ltd accepts no responsibility for the completeness or accuracy of any of the information contained herein, and makes no representations about its suitability for any particular purpose. Users should make their own judgements about those matters and/or seek independent advice. You assume all risks associated with use of the data provided on this page.

# Race Results

May 04, 2018, Race 7, DUX INDUSTRIES MOBILE PACE, Distance 1950m, Addington - Survey 1950m

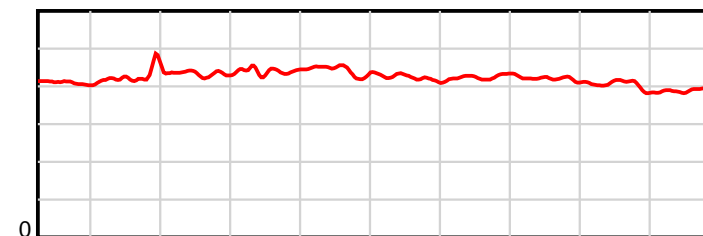
Result	TAB no.	Horse (Barrier)	1950 to	1800m to	1600m to	1400m to	1200m to	1000m to	800m to	600m to	400m to	200m to	Total or	Margin
7th	13	Takitimu Expre... (13)	1800m	1600m	1400m	1200m	1000m	800m	600m	400m	200m	WP	Average	
		Position in running (margin)	-	13(8.5)	9(8.9)	8(7.8)	9(7.5)	10(7.6)	10(8.5)	11(7.3)	12(7.9)	11(7.8)		5.90
		Sectional time (s)	11.14	14.39	15.44	15.85	15.90	14.85	14.42	14.71	13.85	13.70		
		Cumulative time (s)	144.25	133.11	118.72	103.28	87.43	71.53	56.68	42.26	27.55	13.70	2:24.25	
		Speed (m/s)	13.47	13.90	12.95	12.62	12.58	13.47	13.87	13.60	14.44	14.60	13.52	
		Stride length (m)	5.80	5.92	5.61	5.57	5.56	5.70	5.90	5.71	5.83	5.68	5.72	
		Stride duration (s)	0.408	0.426	0.434	0.441	0.442	0.423	0.425	0.420	0.403	0.389	0.423	
		Stride efficiency (%)	52.58	54.83	49.26	48.41	48.34	50.75	54.39	50.96	53.03	50.37	51.19	
		Stride count	25.86	33.76	35.62	35.93	35.96	35.10	33.90	35.02	34.33	35.23	340.71	

10 m Stride length



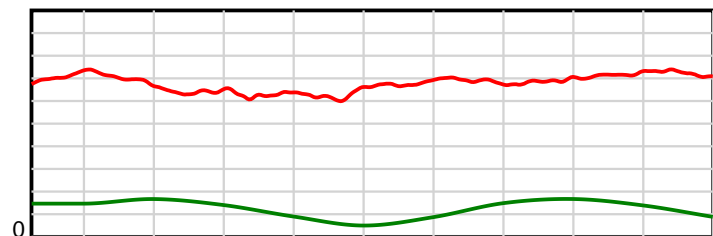
1950 m Finish

0.6 s Stride duration



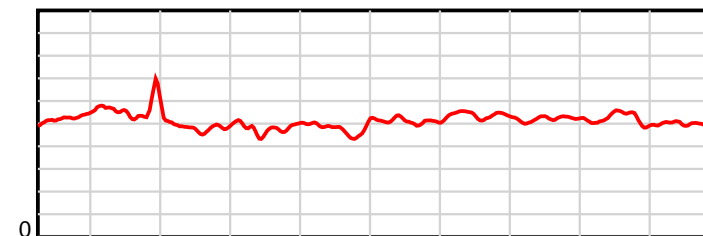
1950 m Finish

20 m/sec Speed



1950 m Finish

100 % Stride efficiency



1950 m Finish

Note: Horizontal distance axis grid lines are 200m furlongs.

## Disclaimer.

HRNZ and NZMTC and Thoroughbred Ratings Pty Ltd accepts no responsibility for the completeness or accuracy of any of the information contained herein, and makes no representations about its suitability for any particular purpose. Users should make their own judgements about those matters and/or seek independent advice. You assume all risks associated with use of the data provided on this page.

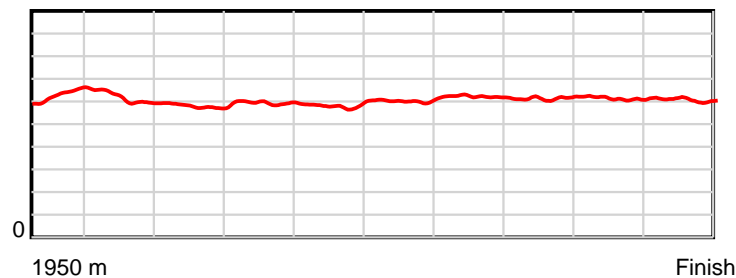


# Race Results

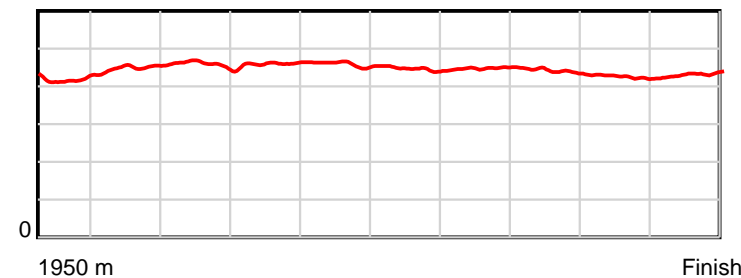
May 04, 2018, Race 7, DUX INDUSTRIES MOBILE PACE, Distance 1950m, Addington - Survey 1950m

Result	TAB no.	Horse (Barrier)	1950 to	1800m to	1600m to	1400m to	1200m to	1000m to	800m to	600m to	400m to	200m to	Total or	Margin
8th	5	Unfinished Bus... (5)	1800m	1600m	1400m	1200m	1000m	800m	600m	400m	200m	WP	Average	
		Position in running (margin)	-	3(2.0)	3(4.6)	6(6.5)	4(3.8)	5(3.8)	6(5.8)	7(4.6)	7(5.0)	7(5.6)		6.20
		Sectional time (s)	9.90	14.75	15.94	15.44	15.89	15.04	14.42	14.66	13.99	14.28		
		Cumulative time (s)	144.31	134.41	119.66	103.72	88.28	72.39	57.35	42.93	28.27	14.28	2:24.31	
		Speed (m/s)	15.15	13.56	12.55	12.95	12.59	13.30	13.87	13.64	14.30	14.01	13.51	
		Stride length (m)	6.32	6.08	5.75	5.96	5.77	5.94	6.21	6.01	6.07	6.05	6.00	
		Stride duration (s)	0.417	0.448	0.458	0.460	0.459	0.446	0.448	0.440	0.425	0.432	0.444	
		Stride efficiency (%)	62.48	57.68	51.59	55.53	52.09	55.10	60.29	56.43	57.63	57.22	56.33	
		Stride count	23.72	32.92	34.81	33.55	34.64	33.68	32.20	33.28	32.93	33.05	324.78	

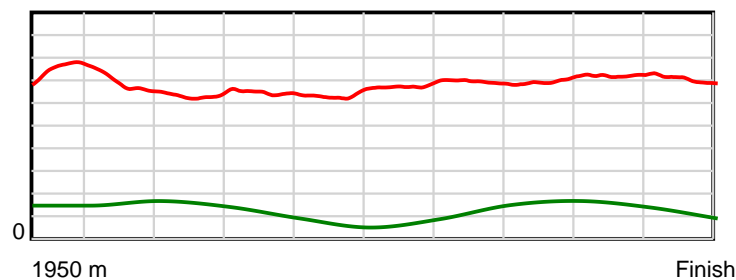
10 m Stride length



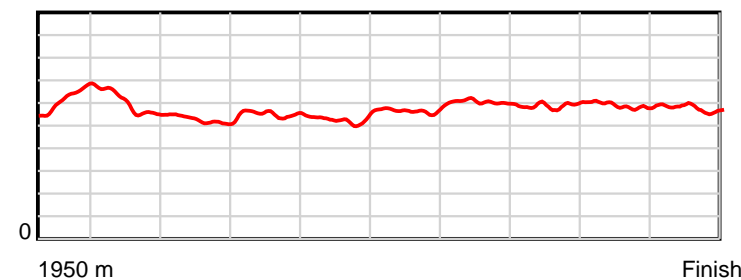
0.6 s Stride duration



20 m/sec Speed



100 % Stride efficiency



Note: Horizontal distance axis grid lines are 200m furlongs.

## Disclaimer.

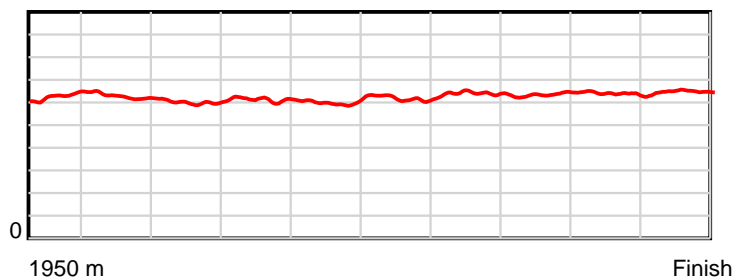
HRNZ and NZMTC and Thoroughbred Ratings Pty Ltd accepts no responsibility for the completeness or accuracy of any of the information contained herein, and makes no representations about its suitability for any particular purpose. Users should make their own judgements about those matters and/or seek independent advice. You assume all risks associated with use of the data provided on this page.

# Race Results

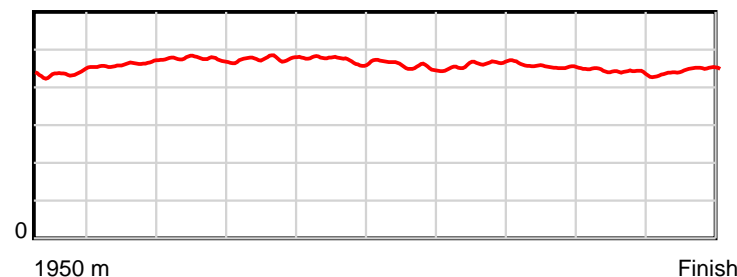
May 04, 2018, Race 7, DUX INDUSTRIES MOBILE PACE, Distance 1950m, Addington - Survey 1950m

Result	TAB no.	Horse (Barrier)	1950 to	1800m to	1600m to	1400m to	1200m to	1000m to	800m to	600m to	400m to	200m to	Total or	Margin
9th	2	Aveross Bracho... (2)	1800m	1600m	1400m	1200m	1000m	800m	600m	400m	200m	WP	Average	
		Position in running (margin)	-	6(5.1)	8(8.4)	9(9.5)	8(7.3)	9(7.3)	12(9.4)	13(8.3)	13(8.4)	13(8.6)		6.60
		Sectional time (s)	10.46	14.87	15.81	15.52	15.90	15.06	14.43	14.61	13.91	13.81		
		Cumulative time (s)	144.38	133.92	119.05	103.24	87.72	71.82	56.76	42.33	27.72	13.81	2:24.38	
		Speed (m/s)	14.34	13.45	12.65	12.89	12.58	13.28	13.86	13.69	14.38	14.48	13.51	
		Stride length (m)	6.28	6.21	6.02	6.13	5.95	6.07	6.40	6.23	6.33	6.46	6.20	
		Stride duration (s)	0.437	0.461	0.476	0.476	0.473	0.457	0.462	0.455	0.441	0.446	0.459	
		Stride efficiency (%)	61.59	60.17	56.54	58.74	55.31	57.57	64.06	60.64	62.70	65.12	60.09	
		Stride count	23.89	32.23	33.25	32.62	33.62	32.95	31.24	32.11	31.57	30.98	314.46	

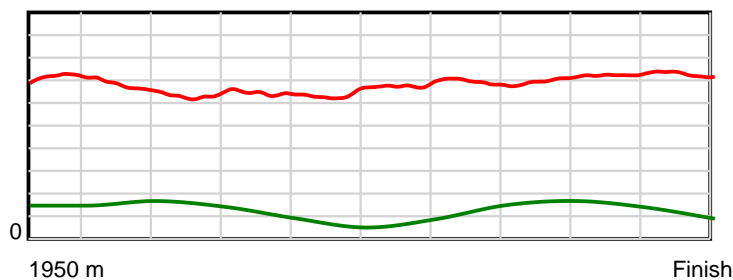
10 m Stride length



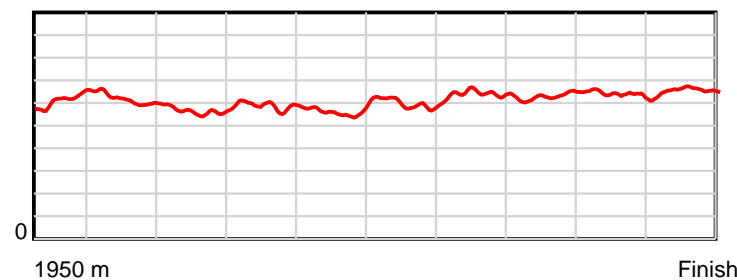
0.6 s Stride duration



20 m/sec Speed



100 % Stride efficiency



Note: Horizontal distance axis grid lines are 200m furlongs.

## Disclaimer.

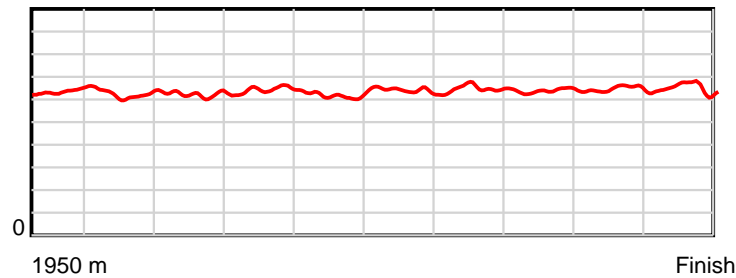
HRNZ and NZMTC and Thoroughbred Ratings Pty Ltd accepts no responsibility for the completeness or accuracy of any of the information contained herein, and makes no representations about its suitability for any particular purpose. Users should make their own judgements about those matters and/or seek independent advice. You assume all risks associated with use of the data provided on this page.

# Race Results

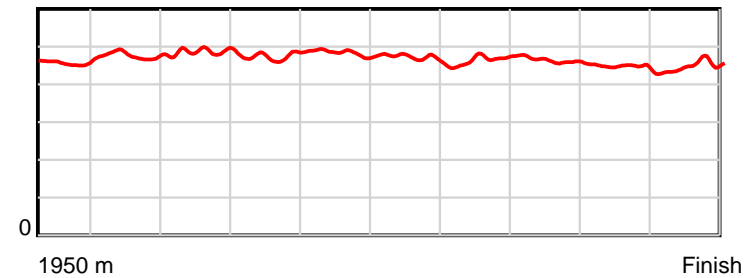
May 04, 2018, Race 7, DUX INDUSTRIES MOBILE PACE, Distance 1950m, Addington - Survey 1950m

Result	TAB no.	Horse (Barrier)	1950 to	1800m to	1600m to	1400m to	1200m to	1000m to	800m to	600m to	400m to	200m to	Total or	Margin
10th	8	<b>The Golden Boy (8)</b>	<b>1800m</b>	<b>1600m</b>	<b>1400m</b>	<b>1200m</b>	<b>1000m</b>	<b>800m</b>	<b>600m</b>	<b>400m</b>	<b>200m</b>	<b>WP</b>	<b>Average</b>	
		Position in running (margin)	-	8(6.1)	12(14.9)	12(16.2)	11(10.2)	12(9.1)	14(11.0)	14(9.3)	14(9.1)	14(9.1)		6.70
		Sectional time (s)	10.67	15.79	15.83	14.90	15.70	15.02	14.33	14.57	13.88	13.71		
		Cumulative time (s)	144.40	133.73	117.94	102.11	87.21	71.51	56.49	42.16	27.59	13.71	2:24.40	
		Speed (m/s)	14.06	12.67	12.63	13.42	12.74	13.32	13.96	13.73	14.41	14.59	13.50	
		Stride length (m)	6.41	6.04	6.15	6.37	6.15	6.26	6.51	6.35	6.42	6.55	6.31	
		Stride duration (s)	0.456	0.477	0.487	0.475	0.483	0.470	0.466	0.462	0.446	0.449	0.468	
		Stride efficiency (%)	64.26	57.01	59.06	63.47	59.10	61.22	66.13	62.94	64.50	67.08	62.32	
		Stride count	23.39	33.11	32.53	31.38	32.52	31.95	30.74	31.51	31.13	30.53	308.79	

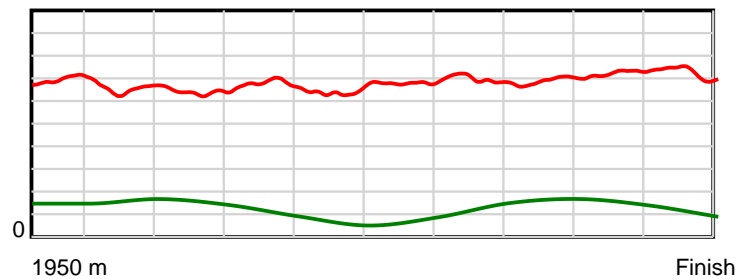
10 m Stride length



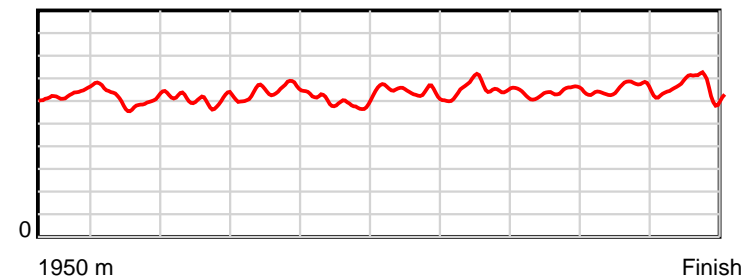
0.6 s Stride duration



20 m/sec Speed



100 % Stride efficiency



Note: Horizontal distance axis grid lines are 200m furlongs.

## Disclaimer.

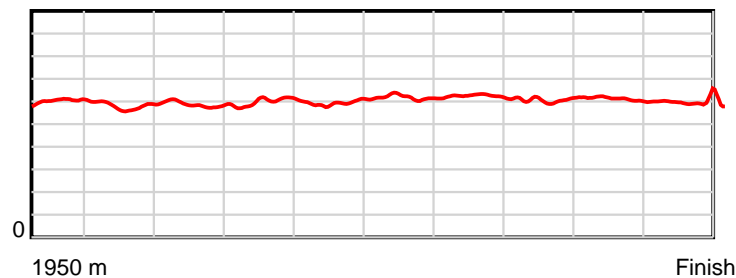
HRNZ and NZMTC and Thoroughbred Ratings Pty Ltd accepts no responsibility for the completeness or accuracy of any of the information contained herein, and makes no representations about its suitability for any particular purpose. Users should make their own judgements about those matters and/or seek independent advice. You assume all risks associated with use of the data provided on this page.

# Race Results

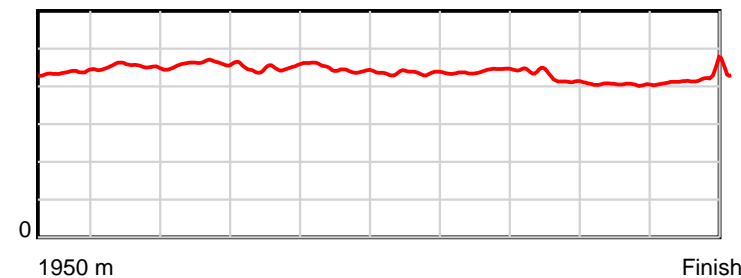
May 04, 2018, Race 7, DUX INDUSTRIES MOBILE PACE, Distance 1950m, Addington - Survey 1950m

Result	TAB no.	Horse (Barrier)	1950 to	1800m to	1600m to	1400m to	1200m to	1000m to	800m to	600m to	400m to	200m to	Total or	Margin
11th	9	<b>London Delight (9)</b>	<b>1800m</b>	<b>1600m</b>	<b>1400m</b>	<b>1200m</b>	<b>1000m</b>	<b>800m</b>	<b>600m</b>	<b>400m</b>	<b>200m</b>	<b>WP</b>	<b>Average</b>	
		Position in running (margin)	-	12(8.0)	14(19.2)	14(20.6)	14(15.1)	14(11.4)	13(10.6)	12(8.1)	11(6.9)	9(6.5)		6.90
		Sectional time (s)	10.94	16.18	15.85	14.99	15.28	14.55	14.19	14.41	13.81	14.24		
		Cumulative time (s)	144.44	133.50	117.32	101.47	86.48	71.20	56.65	42.46	28.05	14.24	2:24.44	
		Speed (m/s)	13.71	12.36	12.62	13.34	13.09	13.75	14.09	13.88	14.48	14.04	13.50	
		Stride length (m)	6.02	5.59	5.82	5.99	5.83	5.98	6.21	5.87	5.87	5.95	5.91	
		Stride duration (s)	0.438	0.452	0.461	0.449	0.445	0.435	0.441	0.423	0.405	0.424	0.438	
		Stride efficiency (%)	56.57	48.88	52.92	56.12	53.11	55.95	60.31	53.80	53.85	55.38	54.53	
		Stride count	24.93	35.76	34.37	33.37	34.30	33.42	32.19	34.09	34.07	33.59	330.09	

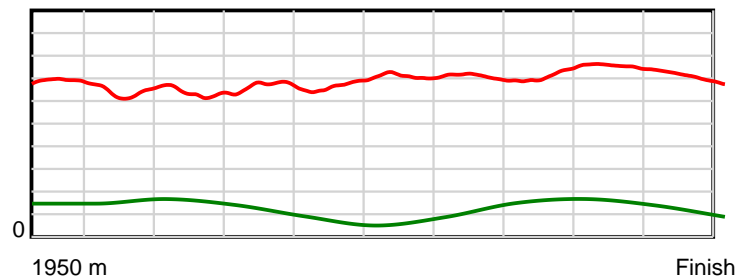
10 m Stride length



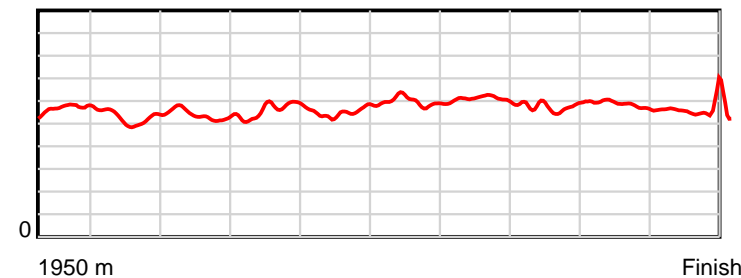
0.6 s Stride duration



20 m/sec Speed



100 % Stride efficiency



Note: Horizontal distance axis grid lines are 200m furlongs.

## Disclaimer.

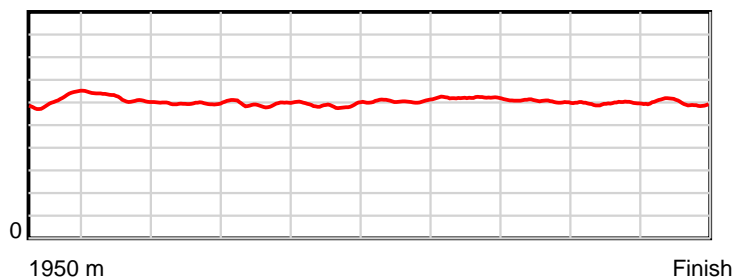
HRNZ and NZMTC and Thoroughbred Ratings Pty Ltd accepts no responsibility for the completeness or accuracy of any of the information contained herein, and makes no representations about its suitability for any particular purpose. Users should make their own judgements about those matters and/or seek independent advice. You assume all risks associated with use of the data provided on this page.

# Race Results

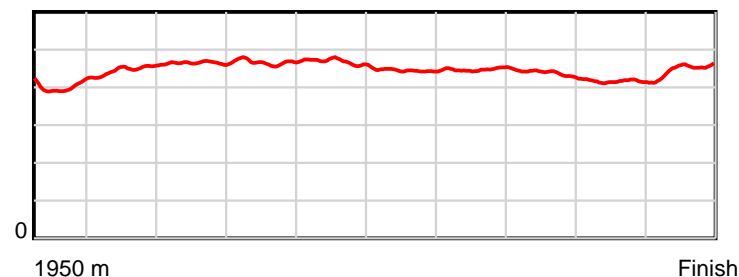
May 04, 2018, Race 7, DUX INDUSTRIES MOBILE PACE, Distance 1950m, Addington - Survey 1950m

Result	TAB no.	Horse (Barrier)	1950 to	1800m to	1600m to	1400m to	1200m to	1000m to	800m to	600m to	400m to	200m to	Total or	Margin
12th	3	Claus (3)	1800m	1600m	1400m	1200m	1000m	800m	600m	400m	200m	WP	Average	
		Position in running (margin)	-	2(1.4)	2(2.7)	2(2.4)	3(2.0)	2(1.9)	3(2.5)	3(2.2)	3(2.1)	4(2.4)		8.00
		Sectional time (s)	9.82	14.54	15.57	15.83	15.88	14.79	14.56	14.59	13.94	15.11		
		Cumulative time (s)	144.63	134.81	120.27	104.70	88.87	72.99	58.20	43.64	29.05	15.11	2:24.63	
		Speed (m/s)	15.28	13.76	12.85	12.63	12.59	13.52	13.74	13.71	14.35	13.24	13.48	
		Stride length (m)	6.10	6.14	5.96	5.90	5.90	6.01	6.15	6.00	5.97	5.94	6.00	
		Stride duration (s)	0.400	0.447	0.464	0.467	0.468	0.445	0.448	0.438	0.416	0.449	0.445	
		Stride efficiency (%)	58.15	58.98	55.59	54.35	54.39	56.49	59.02	56.34	55.68	55.07	56.33	
		Stride count	24.59	32.55	33.53	33.91	33.90	33.26	32.54	33.31	33.50	33.69	324.78	

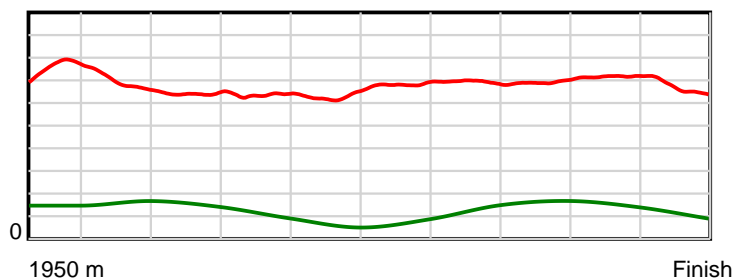
10 m Stride length



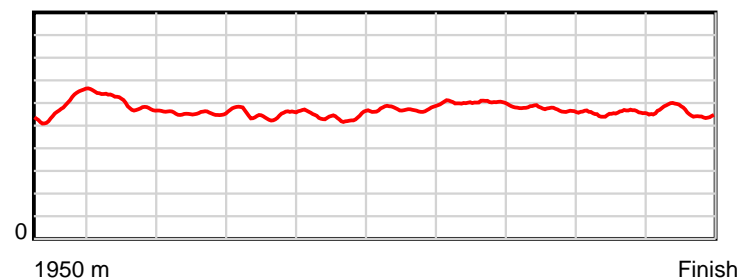
0.6 s Stride duration



20 m/sec Speed



100 % Stride efficiency



Note: Horizontal distance axis grid lines are 200m furlongs.

## Disclaimer.

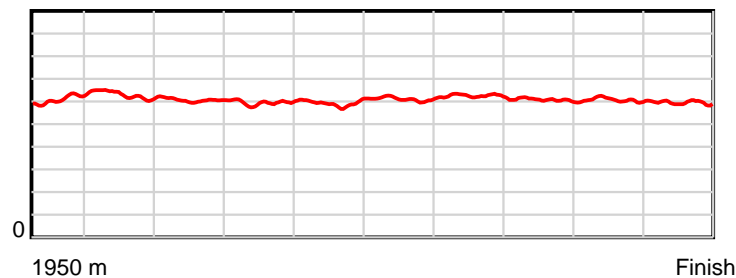
HRNZ and NZMTC and Thoroughbred Ratings Pty Ltd accepts no responsibility for the completeness or accuracy of any of the information contained herein, and makes no representations about its suitability for any particular purpose. Users should make their own judgements about those matters and/or seek independent advice. You assume all risks associated with use of the data provided on this page.

# Race Results

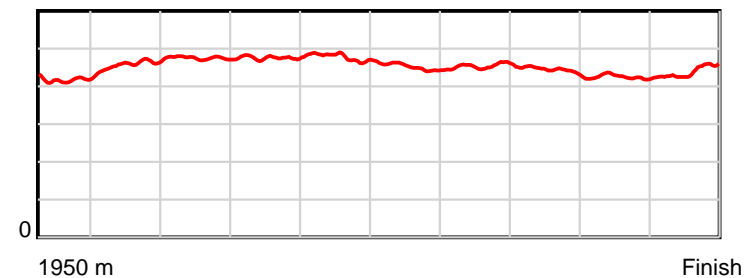
May 04, 2018, Race 7, DUX INDUSTRIES MOBILE PACE, Distance 1950m, Addington - Survey 1950m

Result	TAB no.	Horse (Barrier)	1950 to 1800m	1800m to 1600m	1600m to 1400m	1400m to 1200m	1200m to 1000m	1000m to 800m	800m to 600m	600m to 400m	400m to 200m	200m to WP	Total or Average	Margin
13th	1	<b>Blingiton (1)</b>												
		Position in running (margin)	-	4(2.8)	4(5.5)	4(4.8)	5(4.4)	6(4.5)	5(4.5)	5(3.7)	5(3.9)	6(4.7)		8.50
		Sectional time (s)	9.95	14.76	15.51	15.84	15.90	14.70	14.48	14.64	14.01	14.94		
		Cumulative time (s)	144.73	134.78	120.02	104.51	88.67	72.77	58.07	43.59	28.95	14.94	2:24.73	
		Speed (m/s)	15.08	13.55	12.89	12.63	12.58	13.61	13.81	13.66	14.28	13.39	13.47	
		Stride length (m)	6.20	6.22	6.12	6.00	6.01	6.14	6.27	6.05	6.07	5.90	6.09	
		Stride duration (s)	0.416	0.459	0.475	0.475	0.477	0.452	0.454	0.443	0.425	0.441	0.452	
		Stride efficiency (%)	60.01	60.37	58.58	56.31	56.37	58.99	61.41	57.24	57.54	54.46	58.03	
		Stride count	24.20	32.18	32.67	33.32	33.30	32.55	31.90	33.04	32.96	33.88	320.00	

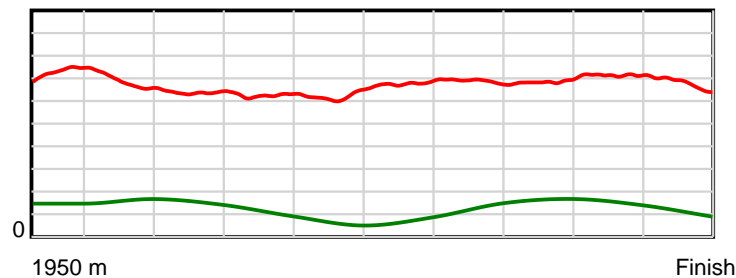
10 m Stride length



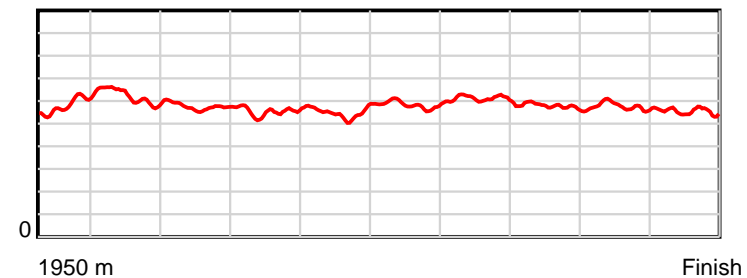
0.6 s Stride duration



20 m/sec Speed



100 % Stride efficiency



Note: Horizontal distance axis grid lines are 200m furlongs.

## Disclaimer.

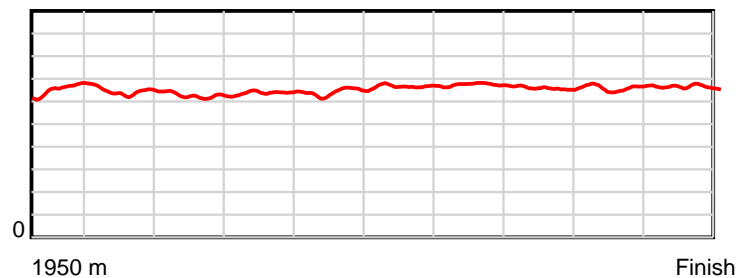
HRNZ and NZMTC and Thoroughbred Ratings Pty Ltd accepts no responsibility for the completeness or accuracy of any of the information contained herein, and makes no representations about its suitability for any particular purpose. Users should make their own judgements about those matters and/or seek independent advice. You assume all risks associated with use of the data provided on this page.

# Race Results

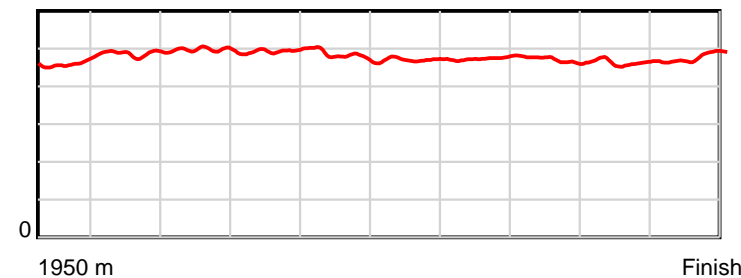
May 04, 2018, Race 7, DUX INDUSTRIES MOBILE PACE, Distance 1950m, Addington - Survey 1950m

Result	TAB no.	Horse (Barrier)	1950 to	1800m to	1600m to	1400m to	1200m to	1000m to	800m to	600m to	400m to	200m to	Total or	Margin
14th	12	<b>Christie Marie (12)</b>	<b>1800m</b>	<b>1600m</b>	<b>1400m</b>	<b>1200m</b>	<b>1000m</b>	<b>800m</b>	<b>600m</b>	<b>400m</b>	<b>200m</b>	<b>WP</b>	<b>Average</b>	
		Position in running (margin)	-	11(6.6)	11(12.3)	11(14.4)	12(11.6)	11(8.4)	9(7.9)	6(4.5)	8(5.7)	12(8.2)		9.30
		Sectional time (s)	10.62	15.26	15.99	15.43	15.35	14.62	14.04	14.81	14.31	14.43		
		Cumulative time (s)	144.86	134.24	118.98	102.99	87.56	72.21	57.59	43.55	28.74	14.43	2:24.86	
		Speed (m/s)	14.13	13.11	12.51	12.96	13.03	13.68	14.25	13.50	13.98	13.86	13.46	
		Stride length (m)	6.67	6.39	6.22	6.39	6.29	6.44	6.75	6.34	6.48	6.63	6.45	
		Stride duration (s)	0.460	0.487	0.498	0.493	0.483	0.471	0.474	0.469	0.463	0.479	0.479	
		Stride efficiency (%)	69.61	63.83	60.55	63.73	61.74	64.90	71.26	62.83	65.58	68.78	65.04	
		Stride count	22.47	31.29	32.13	31.32	31.82	31.04	29.62	31.54	30.87	30.15	302.25	

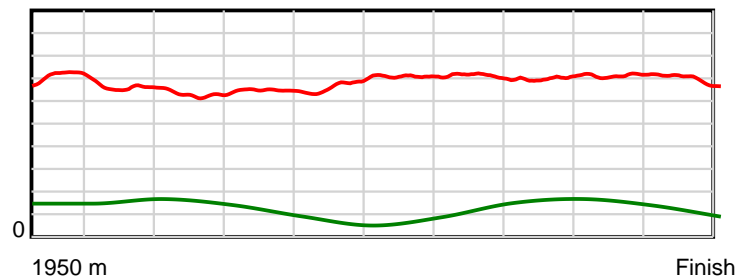
10 m Stride length



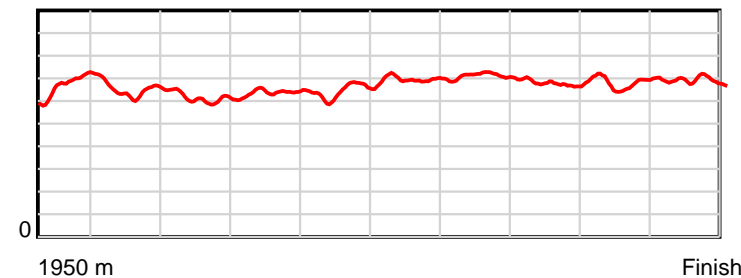
0.6 s Stride duration



20 m/sec Speed



100 % Stride efficiency



Note: Horizontal distance axis grid lines are 200m furlongs.

## Disclaimer.

HRNZ and NZMTC and Thoroughbred Ratings Pty Ltd accepts no responsibility for the completeness or accuracy of any of the information contained herein, and makes no representations about its suitability for any particular purpose. Users should make their own judgements about those matters and/or seek independent advice. You assume all risks associated with use of the data provided on this page.