



## Race Results

NZ Metropolitan Trotting Club Inc, HRNZ, May 04, 2018

Compilation date: May 4, 2018, 9:40:22 PM (NZST)

Copyright © 2018 HRNZ and NZMTC. All rights reserved.

### Trademarks.

StrideMASTER is a registered trademark of Thoroughbred Ratings Pty Ltd.

### Disclaimer.

HRNZ and NZMTC and Thoroughbred Ratings Pty Ltd accepts no responsibility for the completeness or accuracy of any of the information contained herein, and makes no representations about its suitability for any particular purpose. Users should make their own judgements about those matters and/or seek independent advice. You assume all risks associated with use of the data provided on this page.



# Race Results



May 04, 2018, Race 8, BC PLUMBERS HANDICAP TROT, Distance 2600m, Addington - Survey 3200m

Result	TAB no.	Horse (Barrier)	2600 to	2400m to
1st	10	McLovin (1)	2400m	2200m
		Position in running (margin)	-	7(9.5)
		Sectional time (s)	19.71	15.83
		Cumulative time (s)	199.75	180.04
		Speed (m/s)	10.15	12.63
		Stride length (m)	5.78	6.08
		Stride duration (s)	0.479	0.481
		Stride efficiency (%)	52.16	57.78
		Stride count	34.62	32.89

#### Disclaimer.

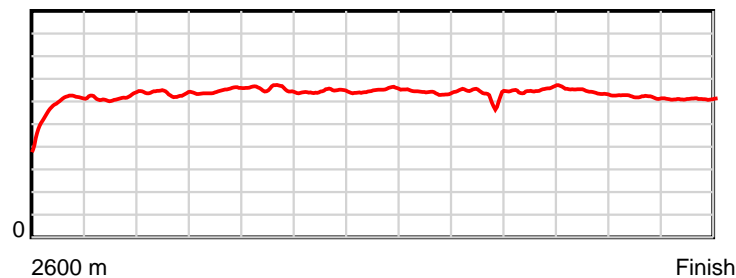
HRNZ and NZMTC and Thoroughbred Ratings Pty Ltd accepts no responsibility for the completeness or accuracy of any of the information contained herein, and makes no representations about its suitability for any particular purpose. Users should make their own judgements about those matters and/or seek independent advice. You assume all risks associated with use of the data provided on this page.

# Race Results

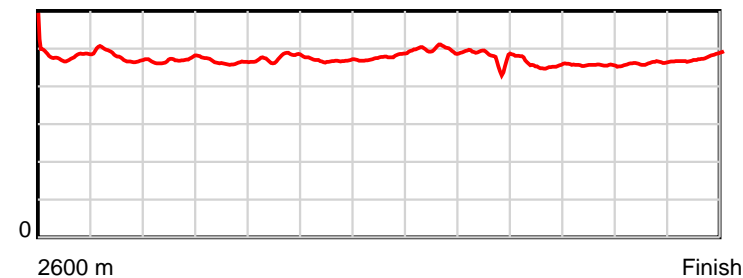
May 04, 2018, Race 8, BC PLUMBERS HANDICAP TROT, Distance 2600m, Addington - Survey 3200m

Result	TAB no.	Horse (Barrier)	2200m to	2000m to	1800m to	1600m to	1400m to	1200m to	1000m to	800m to	600m to	400m to	200m to	Total or	Margin
1st	10	McLovin (1)	2000m	1800m	1600m	1400m	1200m	1000m	800m	600m	400m	200m	WP	Average	
		Position in running (margin)	7(17.7)	7(16.8)	7(14.4)	7(13.0)	6(7.5)	5(6.6)	4(4.9)	4(4.8)	2(1.1)	1(0.0)	1(0.0)		0.00
		Sectional time (s)	15.15	14.44	14.86	14.49	14.75	16.05	15.59	13.98	14.35	15.01	15.54		
		Cumulative time (s)	164.21	149.06	134.62	119.76	105.27	90.52	74.47	58.88	44.90	30.55	15.54	3:19.75	
		Speed (m/s)	13.20	13.85	13.46	13.80	13.56	12.46	12.83	14.31	13.94	13.32	12.87	13.02	
		Stride length (m)	6.20	6.43	6.42	6.46	6.48	6.20	6.11	6.53	6.35	6.16	6.15	6.25	
		Stride duration (s)	0.470	0.464	0.477	0.468	0.478	0.498	0.476	0.456	0.456	0.462	0.478	0.480	
		Stride efficiency (%)	60.13	64.65	64.31	65.28	65.63	60.16	58.34	66.56	63.08	59.29	59.09	61.07	
		Stride count	32.24	31.09	31.18	30.94	30.86	32.23	32.73	30.65	31.48	32.47	32.53	415.91	

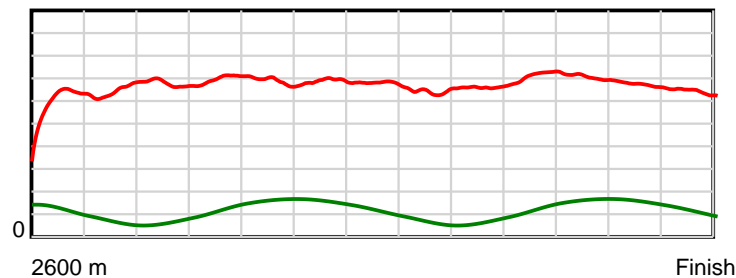
10 m Stride length



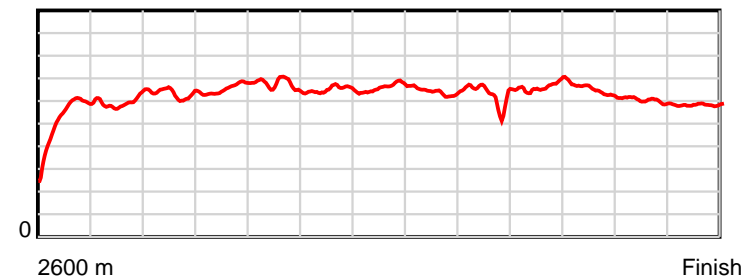
0.6 s Stride duration



20 m/sec Speed



100 % Stride efficiency



Note: Horizontal distance axis grid lines are 200m furlongs.

## Disclaimer.

HRNZ and NZMTC and Thoroughbred Ratings Pty Ltd accepts no responsibility for the completeness or accuracy of any of the information contained herein, and makes no representations about its suitability for any particular purpose. Users should make their own judgements about those matters and/or seek independent advice. You assume all risks associated with use of the data provided on this page.



# Race Results



May 04, 2018, Race 8, BC PLUMBERS HANDICAP TROT, Distance 2600m, Addington - Survey 3200m

Result	TAB no.	Horse (Barrier)	2600 to	2400m to
2nd	3	Miracle Rising (2)	2400m	2200m
		Position in running (margin)	-	3(4.6)
		Sectional time (s)	18.86	15.13
		Cumulative time (s)	200.02	181.16
		Speed (m/s)	10.60	13.22
		Stride length (m)	5.49	6.21
		Stride duration (s)	0.463	0.470
		Stride efficiency (%)	47.03	60.25
		Stride count	36.46	32.21

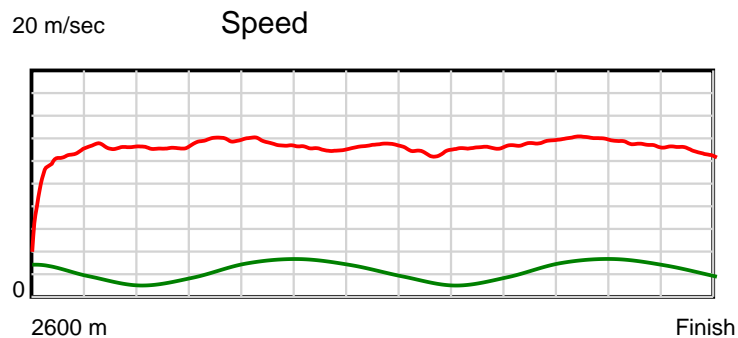
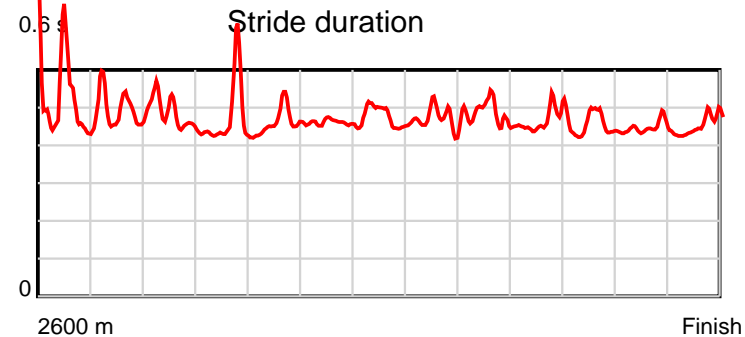
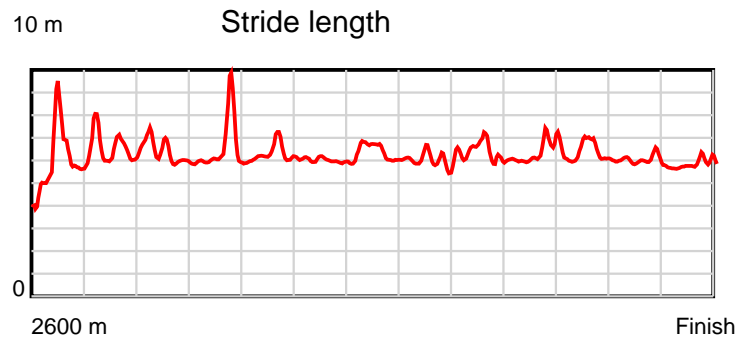
#### Disclaimer.

HRNZ and NZMTC and Thoroughbred Ratings Pty Ltd accepts no responsibility for the completeness or accuracy of any of the information contained herein, and makes no representations about its suitability for any particular purpose. Users should make their own judgements about those matters and/or seek independent advice. You assume all risks associated with use of the data provided on this page.

# Race Results

May 04, 2018, Race 8, BC PLUMBERS HANDICAP TROT, Distance 2600m, Addington - Survey 3200m

Result	TAB no.	Horse (Barrier)	2200m to	2000m to	1800m to	1600m to	1400m to	1200m to	1000m to	800m to	600m to	400m to	200m to	Total or	Margin
2nd	3	Miracle Rising (2)	2000m	1800m	1600m	1400m	1200m	1000m	800m	600m	400m	200m	WP	Average	
		Position in running (margin)	3(8.6)	4(8.7)	4(6.4)	4(5.1)	4(4.5)	4(4.8)	3(2.7)	2(2.3)	3(2.8)	3(2.4)	2(1.9)		1.50
		Sectional time (s)	15.30	14.46	14.88	15.32	14.94	15.97	15.55	14.68	14.47	14.93	15.53		
		Cumulative time (s)	166.03	150.73	136.27	121.39	106.07	91.13	75.16	59.61	44.93	30.46	15.53	3:20.02	
		Speed (m/s)	13.07	13.83	13.44	13.05	13.39	12.52	12.86	13.62	13.82	13.40	12.88	13.00	
		Stride length (m)	6.18	6.30	6.14	5.98	6.19	5.86	5.95	6.25	6.13	5.96	5.81	6.03	
		Stride duration (s)	0.473	0.456	0.457	0.458	0.462	0.468	0.463	0.459	0.444	0.445	0.451	0.464	
		Stride efficiency (%)	59.60	62.10	58.96	55.82	59.84	53.61	55.41	61.05	58.77	55.57	52.74	56.75	
		Stride count	32.38	31.73	32.56	33.46	32.32	34.15	33.59	32.00	32.61	33.54	34.43	431.44	



Note: Horizontal distance axis grid lines are 200m furlongs.

#### Disclaimer.

HRNZ and NZMTC and Thoroughbred Ratings Pty Ltd accepts no responsibility for the completeness or accuracy of any of the information contained herein, and makes no representations about its suitability for any particular purpose. Users should make their own judgements about those matters and/or seek independent advice. You assume all risks associated with use of the data provided on this page.



# Race Results



May 04, 2018, Race 8, BC PLUMBERS HANDICAP TROT, Distance 2600m, Addington - Survey 3200m

Result	TAB no.	Horse (Barrier)	2600 to	2400m to
3rd	11	All Lit Up (5)	2400m	2200m
		Position in running (margin)	-	9(12.8)
		Sectional time (s)	19.91	15.62
		Cumulative time (s)	200.85	180.94
		Speed (m/s)	10.04	12.80
		Stride length (m)	5.83	6.15
		Stride duration (s)	0.485	0.481
		Stride efficiency (%)	53.12	59.18
		Stride count	34.30	32.50

## Disclaimer.

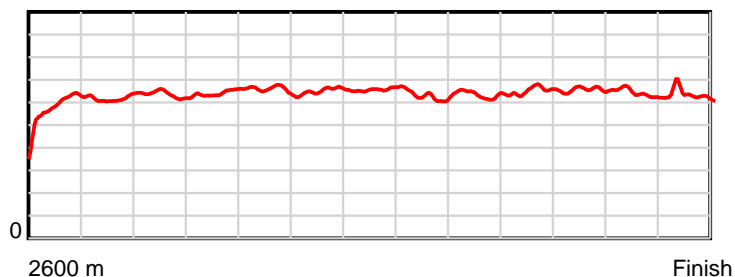
HRNZ and NZMTC and Thoroughbred Ratings Pty Ltd accepts no responsibility for the completeness or accuracy of any of the information contained herein, and makes no representations about its suitability for any particular purpose. Users should make their own judgements about those matters and/or seek independent advice. You assume all risks associated with use of the data provided on this page.

# Race Results

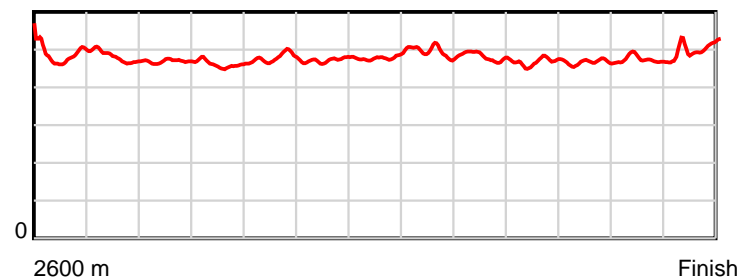
May 04, 2018, Race 8, BC PLUMBERS HANDICAP TROT, Distance 2600m, Addington - Survey 3200m

Result	TAB no.	Horse (Barrier)	2200m to	2000m to	1800m to	1600m to	1400m to	1200m to	1000m to	800m to	600m to	400m to	200m to	Total or	Margin
3rd	11	All Lit Up (5)	2000m	1800m	1600m	1400m	1200m	1000m	800m	600m	400m	200m	WP	Average	
		Position in running (margin)	8(19.8)	8(18.0)	8(15.5)	8(15.0)	8(10.7)	8(9.2)	6(6.6)	6(6.0)	5(4.6)	4(4.7)	3(4.8)		6.10
		Sectional time (s)	14.99	14.42	15.00	14.70	14.66	15.89	15.51	14.36	14.55	15.03	16.21		
		Cumulative time (s)	165.32	150.33	135.91	120.91	106.21	91.55	75.66	60.15	45.79	31.24	16.21	3:20.85	
		Speed (m/s)	13.34	13.87	13.33	13.61	13.64	12.59	12.89	13.93	13.75	13.31	12.34	12.94	
		Stride length (m)	6.25	6.40	6.38	6.43	6.55	6.21	6.19	6.52	6.40	6.31	6.24	6.29	
		Stride duration (s)	0.469	0.461	0.478	0.473	0.480	0.494	0.480	0.468	0.466	0.474	0.506	0.486	
		Stride efficiency (%)	61.05	63.93	63.52	64.61	66.94	60.36	59.79	66.41	64.10	62.16	60.93	61.85	
		Stride count	32.00	31.27	31.37	31.10	30.56	32.18	32.33	30.68	31.23	31.71	32.03	413.26	

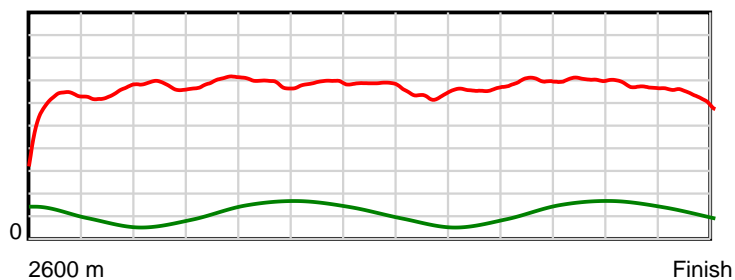
10 m Stride length



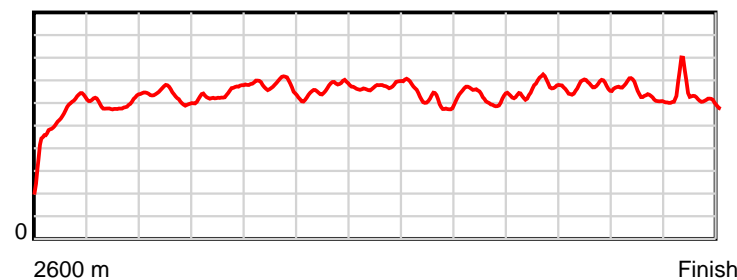
0.6 s Stride duration



20 m/sec Speed



100 % Stride efficiency



Note: Horizontal distance axis grid lines are 200m furlongs.

## Disclaimer.

HRNZ and NZMTC and Thoroughbred Ratings Pty Ltd accepts no responsibility for the completeness or accuracy of any of the information contained herein, and makes no representations about its suitability for any particular purpose. Users should make their own judgements about those matters and/or seek independent advice. You assume all risks associated with use of the data provided on this page.



# Race Results



May 04, 2018, Race 8, BC PLUMBERS HANDICAP TROT, Distance 2600m, Addington - Survey 3200m

Result	TAB no.	Horse (Barrier)	2600 to	2400m to
4th	5	Medusa (6)	2400m	2200m
		Position in running (margin)	-	6(8.7)
		Sectional time (s)	19.51	15.49
		Cumulative time (s)	201.81	182.30
		Speed (m/s)	10.25	12.91
		Stride length (m)	5.36	5.92
		Stride duration (s)	0.471	0.458
		Stride efficiency (%)	44.84	54.68
		Stride count	37.34	33.81

#### Disclaimer.

HRNZ and NZMTC and Thoroughbred Ratings Pty Ltd accepts no responsibility for the completeness or accuracy of any of the information contained herein, and makes no representations about its suitability for any particular purpose. Users should make their own judgements about those matters and/or seek independent advice. You assume all risks associated with use of the data provided on this page.

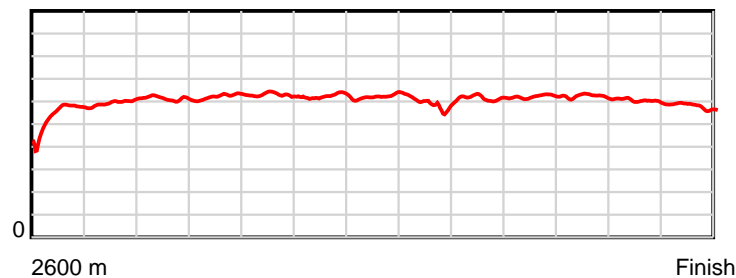


# Race Results

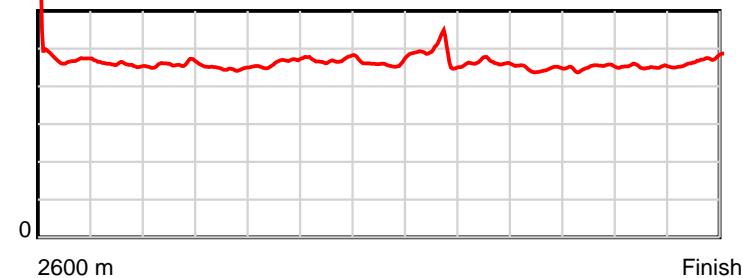
May 04, 2018, Race 8, BC PLUMBERS HANDICAP TROT, Distance 2600m, Addington - Survey 3200m

Result	TAB no.	Horse (Barrier)	2200m to	2000m to	1800m to	1600m to	1400m to	1200m to	1000m to	800m to	600m to	400m to	200m to	Total or	Margin
4th	5	Medusa (6)	2000m	1800m	1600m	1400m	1200m	1000m	800m	600m	400m	200m	WP	Average	
		Position in running (margin)	6(14.9)	6(13.6)	6(11.3)	6(10.6)	7(9.2)	7(8.8)	8(9.9)	8(8.2)	7(6.4)	6(7.7)	4(9.1)		11.40
		Sectional time (s)	15.09	14.44	14.98	15.19	14.83	16.51	15.31	14.32	14.74	15.24	16.16		
		Cumulative time (s)	166.81	151.72	137.28	122.30	107.11	92.28	75.77	60.46	46.14	31.40	16.16	3:21.81	
		Speed (m/s)	13.25	13.85	13.35	13.17	13.49	12.11	13.06	13.97	13.57	13.12	12.38	12.88	
		Stride length (m)	6.08	6.21	6.18	6.19	6.23	5.86	6.05	6.23	6.12	5.93	5.82	6.00	
		Stride duration (s)	0.459	0.448	0.463	0.470	0.462	0.484	0.463	0.446	0.451	0.452	0.470	0.466	
		Stride efficiency (%)	57.85	60.17	59.72	59.94	60.59	53.64	57.15	60.73	58.46	54.88	52.88	56.31	
		Stride count	32.87	32.23	32.35	32.29	32.12	34.13	33.07	32.08	32.70	33.75	34.38	433.12	

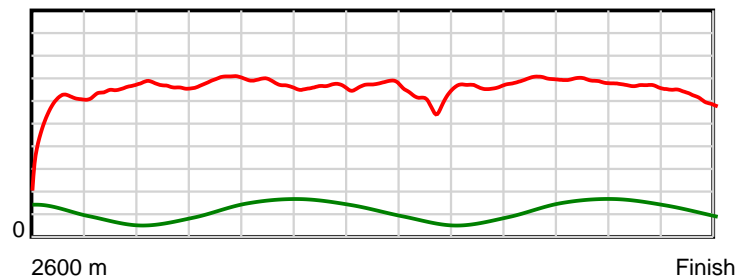
10 m Stride length



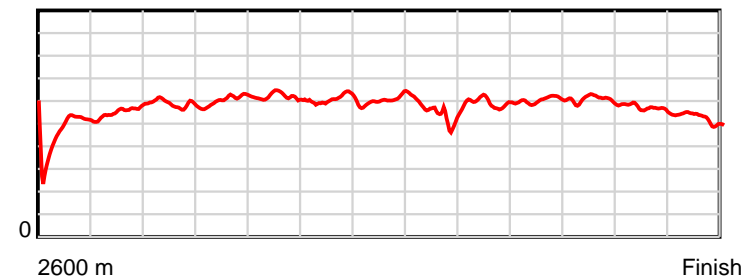
0.6 s Stride duration



20 m/sec Speed



100 % Stride efficiency



Note: Horizontal distance axis grid lines are 200m furlongs.

## Disclaimer.

HRNZ and NZMTC and Thoroughbred Ratings Pty Ltd accepts no responsibility for the completeness or accuracy of any of the information contained herein, and makes no representations about its suitability for any particular purpose. Users should make their own judgements about those matters and/or seek independent advice. You assume all risks associated with use of the data provided on this page.



# Race Results



May 04, 2018, Race 8, BC PLUMBERS HANDICAP TROT, Distance 2600m, Addington - Survey 3200m

Result	TAB no.	Horse (Barrier)	2600 to	2400m to
5th	7	Izmok (8)	2400m	2200m
		Position in running (margin)	-	2(0.7)
		Sectional time (s)	18.03	15.33
		Cumulative time (s)	202.11	184.08
		Speed (m/s)	11.09	13.05
		Stride length (m)	5.36	5.82
		Stride duration (s)	0.441	0.447
		Stride efficiency (%)	44.97	53.01
		Stride count	37.28	34.34

#### Disclaimer.

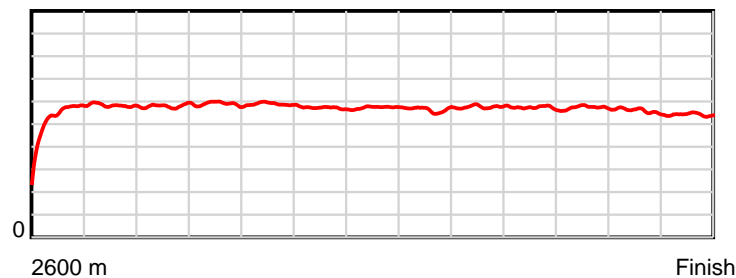
HRNZ and NZMTC and Thoroughbred Ratings Pty Ltd accepts no responsibility for the completeness or accuracy of any of the information contained herein, and makes no representations about its suitability for any particular purpose. Users should make their own judgements about those matters and/or seek independent advice. You assume all risks associated with use of the data provided on this page.

# Race Results

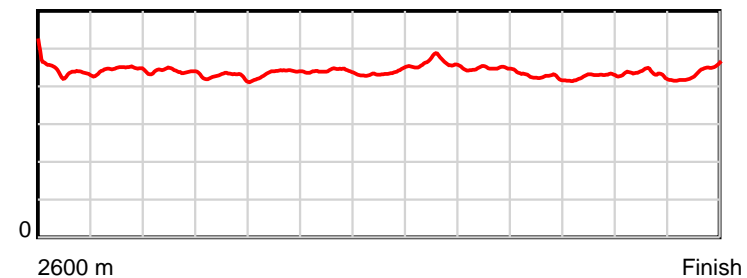
May 04, 2018, Race 8, BC PLUMBERS HANDICAP TROT, Distance 2600m, Addington - Survey 3200m

Result	TAB no.	Horse (Barrier)	2200m to	2000m to	1800m to	1600m to	1400m to	1200m to	1000m to	800m to	600m to	400m to	200m to	Total or	Margin
5th	7	Izmok (8)	2000m	1800m	1600m	1400m	1200m	1000m	800m	600m	400m	200m	WP	Average	
		Position in running (margin)	2(5.8)	2(5.7)	3(3.7)	3(2.7)	3(2.6)	3(4.2)	5(5.2)	5(5.3)	6(6.2)	7(8.3)	6(11.5)		13.10
		Sectional time (s)	15.27	14.50	14.94	15.39	15.17	16.49	15.62	14.77	14.88	15.54	16.18		
		Cumulative time (s)	168.75	153.48	138.98	124.04	108.65	93.48	76.99	61.37	46.60	31.72	16.18	3:22.11	
		Speed (m/s)	13.10	13.79	13.39	13.00	13.18	12.13	12.80	13.54	13.44	12.87	12.36	12.86	
		Stride length (m)	5.77	5.87	5.84	5.73	5.75	5.61	5.73	5.76	5.74	5.58	5.42	5.69	
		Stride duration (s)	0.440	0.426	0.436	0.441	0.436	0.463	0.448	0.425	0.427	0.433	0.439	0.442	
		Stride efficiency (%)	52.00	53.89	53.23	51.23	51.69	49.20	51.32	51.89	51.44	48.57	45.94	50.54	
		Stride count	34.67	34.06	34.27	34.93	34.77	35.64	34.90	34.71	34.86	35.87	36.89	457.19	

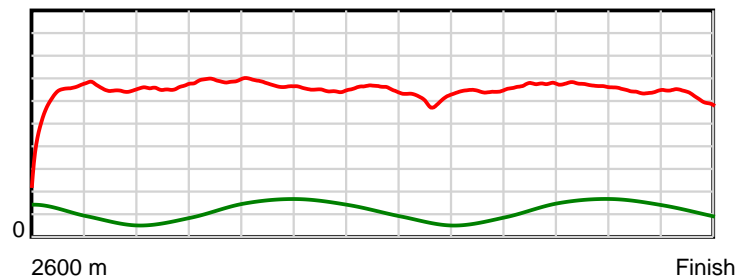
10 m Stride length



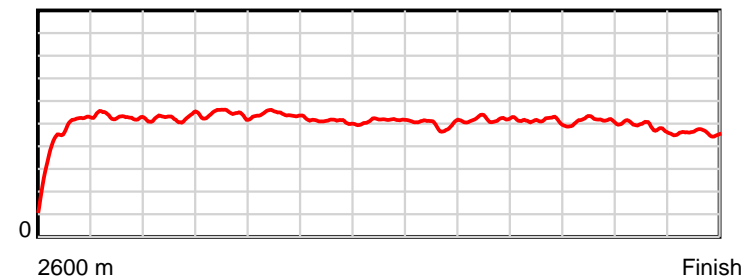
0.6 s Stride duration



20 m/sec Speed



100 % Stride efficiency



Note: Horizontal distance axis grid lines are 200m furlongs.

## Disclaimer.

HRNZ and NZMTC and Thoroughbred Ratings Pty Ltd accepts no responsibility for the completeness or accuracy of any of the information contained herein, and makes no representations about its suitability for any particular purpose. Users should make their own judgements about those matters and/or seek independent advice. You assume all risks associated with use of the data provided on this page.



# Race Results



May 04, 2018, Race 8, BC PLUMBERS HANDICAP TROT, Distance 2600m, Addington - Survey 3200m

Result	TAB no.	Horse (Barrier)	2600 to	2400m to
6th	4	Another Chapte... (4)	2400m	2200m
		Position in running (margin)	-	5(7.5)
		Sectional time (s)	19.16	15.02
		Cumulative time (s)	202.52	183.36
		Speed (m/s)	10.44	13.32
		Stride length (m)	5.99	6.66
		Stride duration (s)	0.511	0.500
		Stride efficiency (%)	56.13	69.37
		Stride count	33.37	30.02

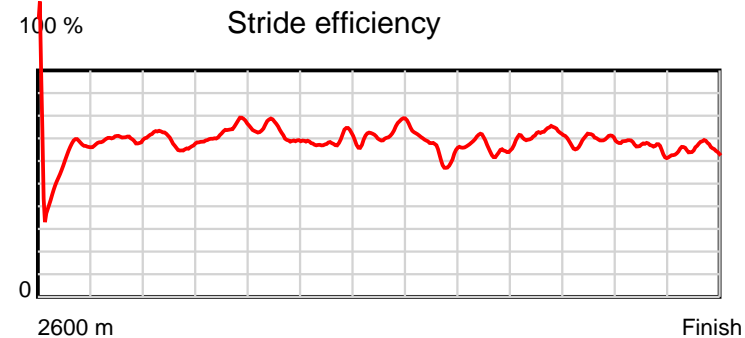
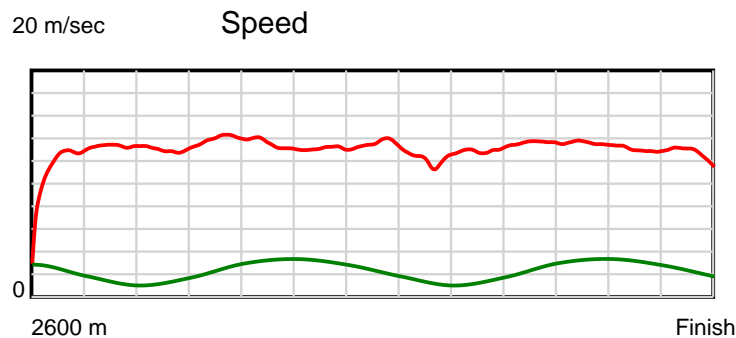
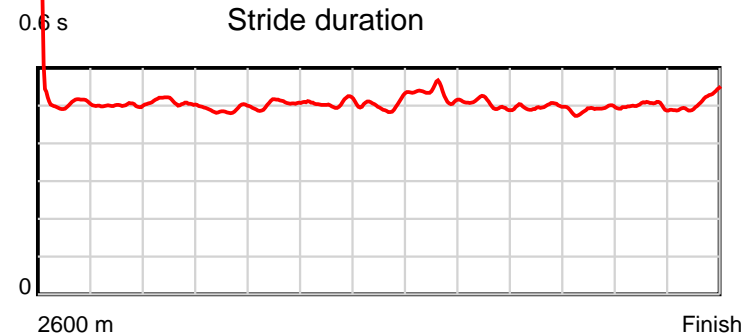
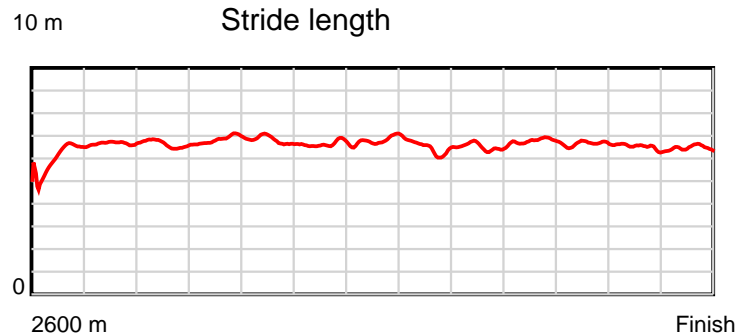
#### Disclaimer.

HRNZ and NZMTC and Thoroughbred Ratings Pty Ltd accepts no responsibility for the completeness or accuracy of any of the information contained herein, and makes no representations about its suitability for any particular purpose. Users should make their own judgements about those matters and/or seek independent advice. You assume all risks associated with use of the data provided on this page.

# Race Results

May 04, 2018, Race 8, BC PLUMBERS HANDICAP TROT, Distance 2600m, Addington - Survey 3200m

Result	TAB no.	Horse (Barrier)	2200m to	2000m to	1800m to	1600m to	1400m to	1200m to	1000m to	800m to	600m to	400m to	200m to	Total or	Margin
6th	4	Another Chapte... (4)	2000m	1800m	1600m	1400m	1200m	1000m	800m	600m	400m	200m	WP	Average	
		Position in running (margin)	5(10.8)	5(11.5)	5(8.8)	5(8.2)	5(7.4)	6(6.6)	7(7.5)	7(7.2)	8(8.3)	8(11.3)	8(14.8)		15.30
		Sectional time (s)	15.40	14.39	15.00	15.28	14.77	16.47	15.56	14.78	15.03	15.59	16.07		
		Cumulative time (s)	168.34	152.94	138.55	123.55	108.27	93.50	77.03	61.47	46.69	31.66	16.07	3:22.52	
		Speed (m/s)	12.99	13.90	13.33	13.09	13.54	12.14	12.85	13.53	13.31	12.83	12.45	12.84	
		Stride length (m)	6.61	6.81	6.73	6.63	6.82	6.45	6.46	6.70	6.50	6.41	6.40	6.55	
		Stride duration (s)	0.509	0.490	0.504	0.507	0.504	0.531	0.503	0.496	0.489	0.500	0.514	0.510	
		Stride efficiency (%)	68.37	72.49	70.70	68.78	72.79	64.92	65.27	70.24	66.07	64.26	63.99	66.96	
		Stride count	30.24	29.36	29.73	30.15	29.30	31.03	30.95	29.83	30.76	31.19	31.25	397.18	



Note: Horizontal distance axis grid lines are 200m furlongs.

#### Disclaimer.

HRNZ and NZMTC and Thoroughbred Ratings Pty Ltd accepts no responsibility for the completeness or accuracy of any of the information contained herein, and makes no representations about its suitability for any particular purpose. Users should make their own judgements about those matters and/or seek independent advice. You assume all risks associated with use of the data provided on this page.



# Race Results



May 04, 2018, Race 8, BC PLUMBERS HANDICAP TROT, Distance 2600m, Addington - Survey 3200m

Result	TAB no.	Horse (Barrier)	2600 to	2400m to
7th	8	<b>Red Hot Poker (9)</b>	<b>2400m</b>	<b>2200m</b>
		Position in running (margin)	-	1(0.0)
		Sectional time (s)	17.93	14.47
		Cumulative time (s)	204.26	186.33
		Speed (m/s)	11.15	13.82
		Stride length (m)	5.60	6.28
		Stride duration (s)	0.451	0.454
		Stride efficiency (%)	48.95	61.56
		Stride count	35.73	31.87

#### Disclaimer.

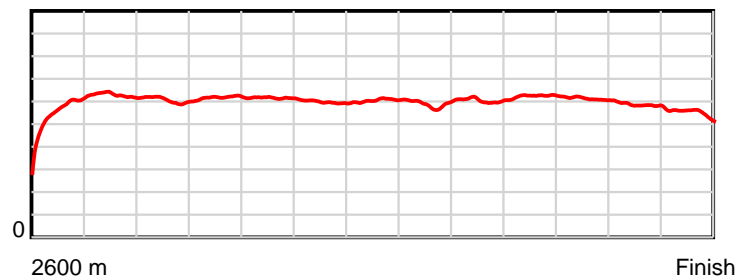
HRNZ and NZMTC and Thoroughbred Ratings Pty Ltd accepts no responsibility for the completeness or accuracy of any of the information contained herein, and makes no representations about its suitability for any particular purpose. Users should make their own judgements about those matters and/or seek independent advice. You assume all risks associated with use of the data provided on this page.

# Race Results

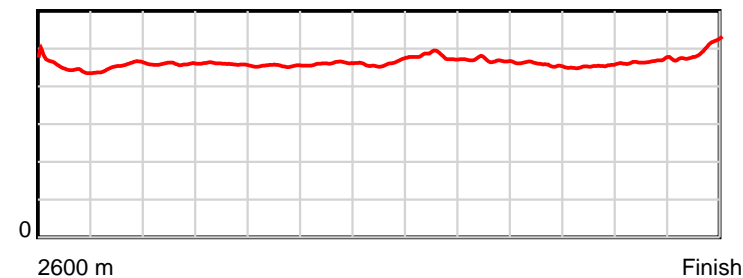
May 04, 2018, Race 8, BC PLUMBERS HANDICAP TROT, Distance 2600m, Addington - Survey 3200m

Result	TAB no.	Horse (Barrier)	2200m to	2000m to	1800m to	1600m to	1400m to	1200m to	1000m to	800m to	600m to	400m to	200m to	Total or	Margin
7th	8	<b>Red Hot Poker (9)</b>	<b>2000m</b>	<b>1800m</b>	<b>1600m</b>	<b>1400m</b>	<b>1200m</b>	<b>1000m</b>	<b>800m</b>	<b>600m</b>	<b>400m</b>	<b>200m</b>	<b>WP</b>	<b>Average</b>	
		Position in running (margin)	1(0.0)	1(0.0)	1(0.0)	1(0.0)	1(0.0)	2(2.2)	2(2.1)	3(2.4)	4(2.9)	5(5.6)	7(11.6)		25.00
		Sectional time (s)	15.30	14.83	15.09	15.42	15.27	16.30	15.66	14.68	14.99	16.00	18.32		
		Cumulative time (s)	171.86	156.56	141.73	126.64	111.22	95.95	79.65	63.99	49.31	34.32	18.32	3:24.26	
		Speed (m/s)	13.07	13.49	13.25	12.97	13.10	12.27	12.77	13.62	13.34	12.50	10.92	12.73	
		Stride length (m)	6.00	6.20	6.02	5.98	6.05	5.90	5.99	6.24	6.05	5.83	5.43	5.96	
		Stride duration (s)	0.459	0.460	0.454	0.461	0.462	0.480	0.469	0.458	0.454	0.467	0.497	0.468	
		Stride efficiency (%)	56.34	59.99	56.70	55.88	57.17	54.31	56.05	60.77	57.28	53.14	46.07	55.46	
		Stride count	33.31	32.28	33.20	33.44	33.07	33.93	33.39	32.07	33.03	34.30	36.83	436.45	

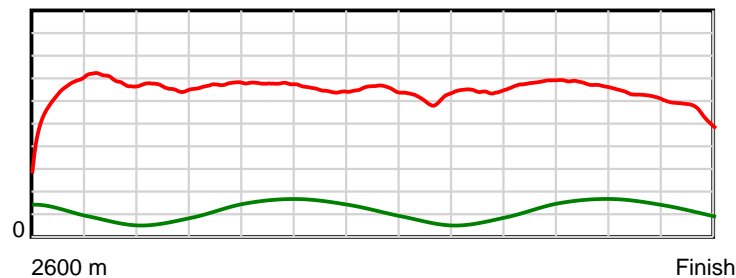
10 m Stride length



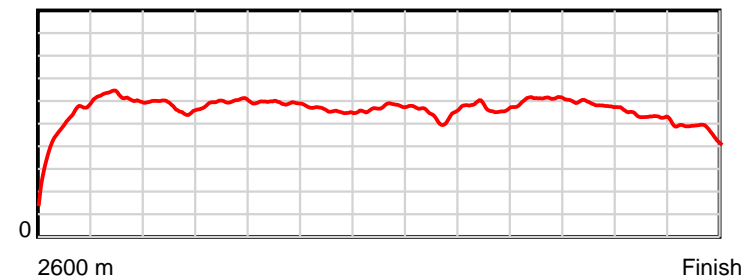
0.6 s Stride duration



20 m/sec Speed



100 % Stride efficiency



Note: Horizontal distance axis grid lines are 200m furlongs.

## Disclaimer.

HRNZ and NZMTC and Thoroughbred Ratings Pty Ltd accepts no responsibility for the completeness or accuracy of any of the information contained herein, and makes no representations about its suitability for any particular purpose. Users should make their own judgements about those matters and/or seek independent advice. You assume all risks associated with use of the data provided on this page.



# Race Results



May 04, 2018, Race 8, BC PLUMBERS HANDICAP TROT, Distance 2600m, Addington - Survey 3200m

Result	TAB no.	Horse (Barrier)	2600 to	2400m to
8th	2	<b>Sods Law (0)</b>	<b>2400m</b>	<b>2200m</b>
		Position in running (margin)	-	10(27.2)
		Sectional time (s)	22.60	15.49
		Cumulative time (s)	206.31	183.71
		Speed (m/s)	8.85	12.91
		Stride length (m)	4.54	6.11
		Stride duration (s)	0.514	0.473
		Stride efficiency (%)	32.16	58.37
		Stride count	44.08	32.72

#### Disclaimer.

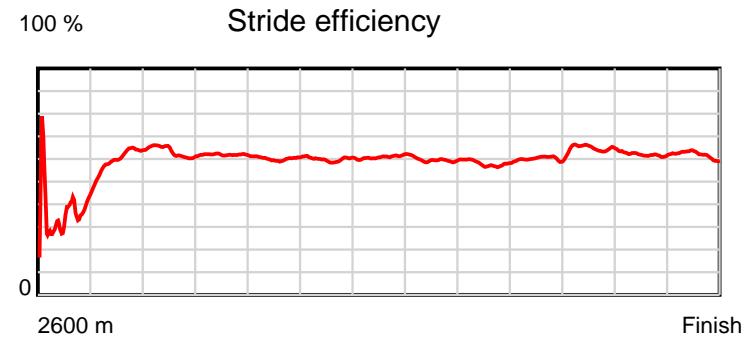
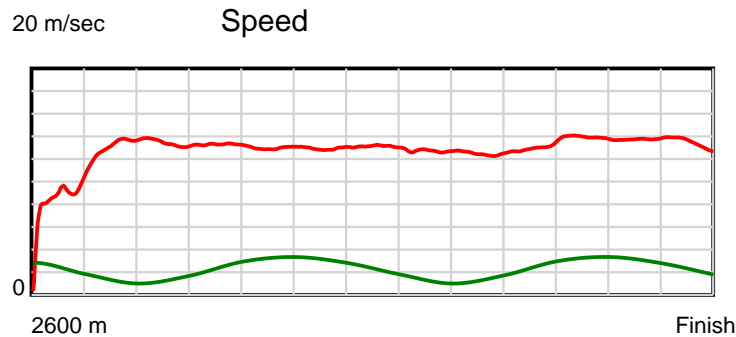
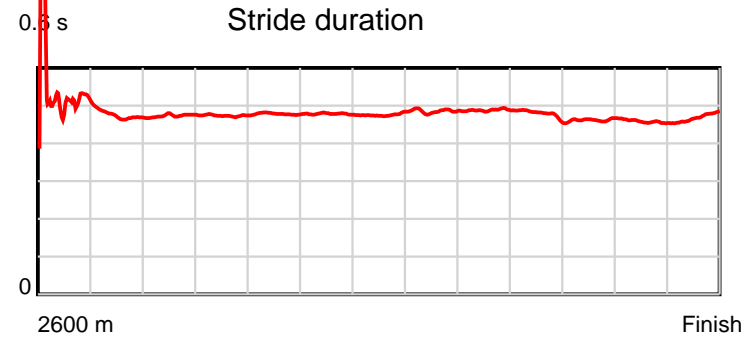
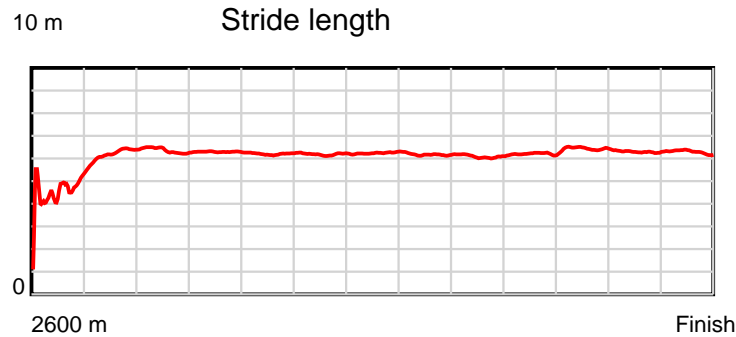
HRNZ and NZMTC and Thoroughbred Ratings Pty Ltd accepts no responsibility for the completeness or accuracy of any of the information contained herein, and makes no representations about its suitability for any particular purpose. Users should make their own judgements about those matters and/or seek independent advice. You assume all risks associated with use of the data provided on this page.



# Race Results

May 04, 2018, Race 8, BC PLUMBERS HANDICAP TROT, Distance 2600m, Addington - Survey 3200m

Result	TAB no.	Horse (Barrier)	2200m to	2000m to	1800m to	1600m to	1400m to	1200m to	1000m to	800m to	600m to	400m to	200m to	Total or	Margin
8th	2	<b>Sods Law (0)</b>	<b>2000m</b>	<b>1800m</b>	<b>1600m</b>	<b>1400m</b>	<b>1200m</b>	<b>1000m</b>	<b>800m</b>	<b>600m</b>	<b>400m</b>	<b>200m</b>	<b>WP</b>	<b>Average</b>	
		Position in running (margin)	9(33.3)	9(31.9)	9(32.7)	9(35.5)	9(36.0)	9(38.6)	9(35.7)	9(39.3)	9(44.6)	9(44.4)	9(42.0)		36.40
		Sectional time (s)	15.05	14.98	15.55	15.50	15.33	15.84	16.20	15.50	14.49	14.60	15.18		
		Cumulative time (s)	168.22	153.17	138.19	122.64	107.14	91.81	75.97	59.77	44.27	29.78	15.18	3:26.31	
		Speed (m/s)	13.29	13.35	12.86	12.90	13.05	12.63	12.35	12.90	13.80	13.70	13.18	12.60	
		Stride length (m)	6.29	6.32	6.15	6.16	6.21	6.13	6.03	6.15	6.39	6.27	6.20	6.03	
		Stride duration (s)	0.474	0.473	0.478	0.478	0.476	0.485	0.488	0.477	0.463	0.458	0.470	0.478	
		Stride efficiency (%)	61.92	62.38	59.12	59.37	60.33	58.68	56.73	59.12	63.75	61.34	60.01	56.81	
		Stride count	31.77	31.65	32.52	32.45	32.19	32.64	33.19	32.52	31.31	31.92	32.27	431.23	



Note: Horizontal distance axis grid lines are 200m furlongs.

### Disclaimer.

HRNZ and NZMTC and Thoroughbred Ratings Pty Ltd accepts no responsibility for the completeness or accuracy of any of the information contained herein, and makes no representations about its suitability for any particular purpose. Users should make their own judgements about those matters and/or seek independent advice. You assume all risks associated with use of the data provided on this page.



# Race Results



May 04, 2018, Race 8, BC PLUMBERS HANDICAP TROT, Distance 2600m, Addington - Survey 3200m

Result	TAB no.	Horse (Barrier)	2600 to	2400m to
9th	1	<b>Globe Trekker (3)</b>	<b>2400m</b>	<b>2200m</b>
		Position in running (margin)	-	8(10.7)
		Sectional time (s)	19.78	18.55
		Cumulative time (s)	206.35	186.57
		Speed (m/s)	10.11	10.78
		Stride length (m)	4.86	4.99
		Stride duration (s)	0.470	0.463
		Stride efficiency (%)	36.88	38.90
		Stride count	41.17	40.09

#### Disclaimer.

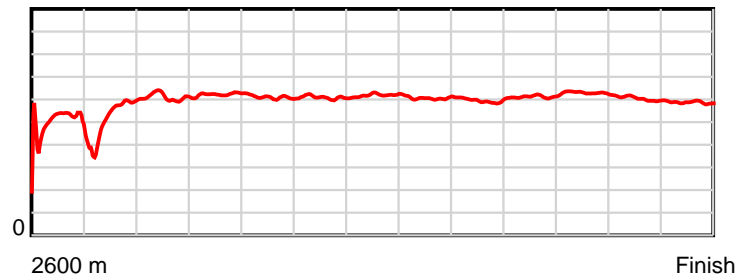
HRNZ and NZMTC and Thoroughbred Ratings Pty Ltd accepts no responsibility for the completeness or accuracy of any of the information contained herein, and makes no representations about its suitability for any particular purpose. Users should make their own judgements about those matters and/or seek independent advice. You assume all risks associated with use of the data provided on this page.

# Race Results

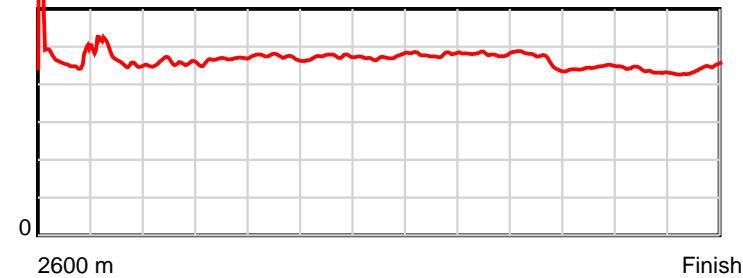
May 04, 2018, Race 8, BC PLUMBERS HANDICAP TROT, Distance 2600m, Addington - Survey 3200m

Result	TAB no.	Horse (Barrier)	2200m to	2000m to	1800m to	1600m to	1400m to	1200m to	1000m to	800m to	600m to	400m to	200m to	Total or	Margin
9th	1	<b>Globe Trekker (3)</b>	<b>2000m</b>	<b>1800m</b>	<b>1600m</b>	<b>1400m</b>	<b>1200m</b>	<b>1000m</b>	<b>800m</b>	<b>600m</b>	<b>400m</b>	<b>200m</b>	<b>WP</b>	<b>Average</b>	
		Position in running (margin)	10(35.1)	10(34.0)	10(34.6)	10(37.7)	10(38.3)	10(40.4)	10(37.4)	10(41.2)	10(45.2)	10(44.6)	10(43.0)		36.60
		Sectional time (s)	15.10	14.95	15.60	15.52	15.26	15.81	16.24	15.27	14.44	14.73	15.10		
		Cumulative time (s)	168.02	152.92	137.97	122.37	106.85	91.59	75.78	59.54	44.27	29.83	15.10	3:26.35	
		Speed (m/s)	13.25	13.38	12.82	12.89	13.11	12.65	12.32	13.10	13.85	13.58	13.25	12.60	
		Stride length (m)	6.05	6.23	6.06	6.10	6.20	6.06	5.91	6.10	6.16	5.93	5.84	5.85	
		Stride duration (s)	0.457	0.466	0.473	0.474	0.473	0.479	0.480	0.466	0.445	0.437	0.441	0.464	
		Stride efficiency (%)	57.23	60.72	57.41	58.22	60.01	57.29	54.66	58.11	59.39	54.95	53.24	53.46	
		Stride count	33.05	32.08	33.00	32.77	32.27	33.03	33.82	32.80	32.44	33.73	34.26	444.51	

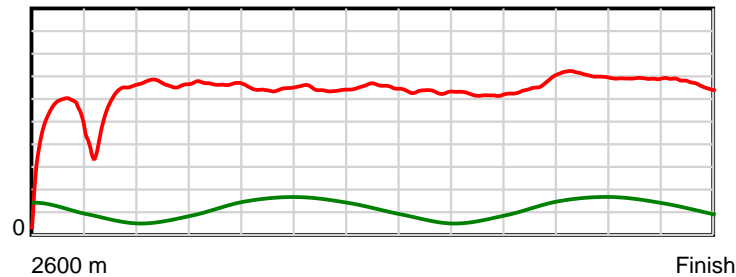
10 m Stride length



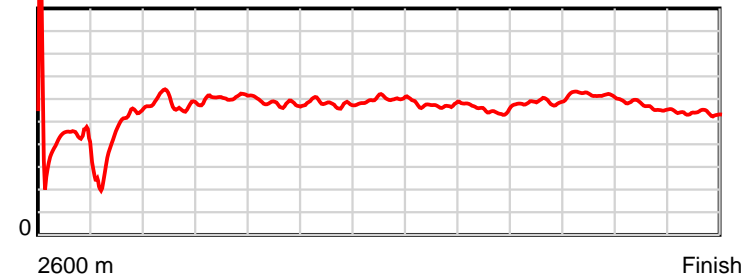
0.5 s Stride duration



20 m/sec Speed



100 % Stride efficiency



Note: Horizontal distance axis grid lines are 200m furlongs.

## Disclaimer.

HRNZ and NZMTC and Thoroughbred Ratings Pty Ltd accepts no responsibility for the completeness or accuracy of any of the information contained herein, and makes no representations about its suitability for any particular purpose. Users should make their own judgements about those matters and/or seek independent advice. You assume all risks associated with use of the data provided on this page.



# Race Results



May 04, 2018, Race 8, BC PLUMBERS HANDICAP TROT, Distance 2600m, Addington - Survey 3200m

Result	TAB no.	Horse (Barrier)	2600 to	2400m to
10th	9	<b>Bonnie Highlan... (10)</b>	<b>2400m</b>	<b>2200m</b>
		Position in running (margin)	-	4(7.5)
		Sectional time (s)	19.18	14.89
		Cumulative time (s)	206.99	187.81
		Speed (m/s)	10.43	13.43
		Stride length (m)	5.63	6.20
		Stride duration (s)	0.473	0.462
		Stride efficiency (%)	49.50	60.08
		Stride count	35.54	32.26

#### Disclaimer.

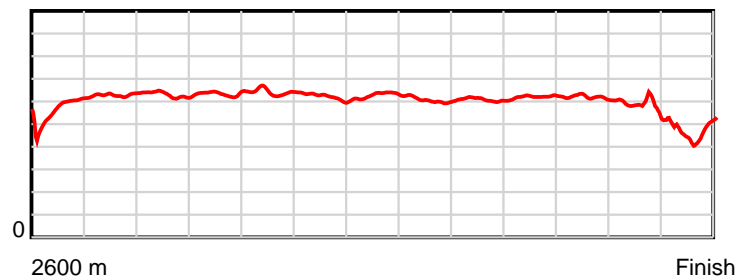
HRNZ and NZMTC and Thoroughbred Ratings Pty Ltd accepts no responsibility for the completeness or accuracy of any of the information contained herein, and makes no representations about its suitability for any particular purpose. Users should make their own judgements about those matters and/or seek independent advice. You assume all risks associated with use of the data provided on this page.

# Race Results

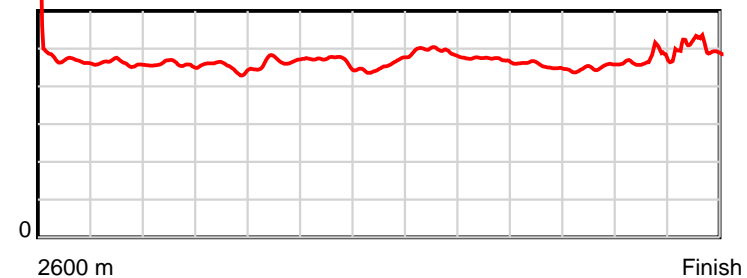
May 04, 2018, Race 8, BC PLUMBERS HANDICAP TROT, Distance 2600m, Addington - Survey 3200m

Result	TAB no.	Horse (Barrier)	2200m to	2000m to	1800m to	1600m to	1400m to	1200m to	1000m to	800m to	600m to	400m to	200m to	Total or	Margin
10th	9	<b>Bonnie Highlan... (10)</b>	<b>2000m</b>	<b>1800m</b>	<b>1600m</b>	<b>1400m</b>	<b>1200m</b>	<b>1000m</b>	<b>800m</b>	<b>600m</b>	<b>400m</b>	<b>200m</b>	<b>WP</b>	<b>Average</b>	
		Position in running (margin)	4(10.0)	3(6.9)	2(3.4)	2(2.3)	2(1.8)	1(0.0)	1(0.0)	1(0.0)	1(0.0)	2(1.1)	5(9.6)		40.20
		Sectional time (s)	14.78	14.25	14.90	15.34	14.61	16.32	15.60	14.61	14.72	16.42	21.37		
		Cumulative time (s)	172.92	158.14	143.89	128.99	113.65	99.04	82.72	67.12	52.51	37.79	21.37	3:26.99	
		Speed (m/s)	13.53	14.04	13.42	13.04	13.69	12.25	12.82	13.69	13.59	12.18	9.36	12.56	
		Stride length (m)	6.20	6.33	6.25	6.09	6.25	6.04	6.04	6.22	6.12	5.52	4.65	5.93	
		Stride duration (s)	0.458	0.451	0.466	0.467	0.457	0.493	0.471	0.455	0.450	0.453	0.497	0.472	
		Stride efficiency (%)	60.08	62.57	61.05	58.01	61.13	57.07	57.06	60.55	58.45	47.65	33.75	54.88	
		Stride count	32.26	31.61	32.00	32.83	31.98	33.09	33.10	32.13	32.70	36.22	43.03	438.75	

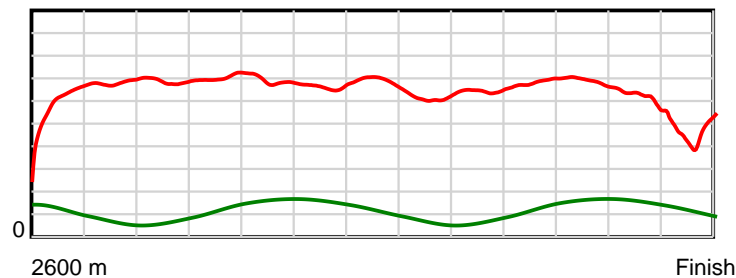
10 m Stride length



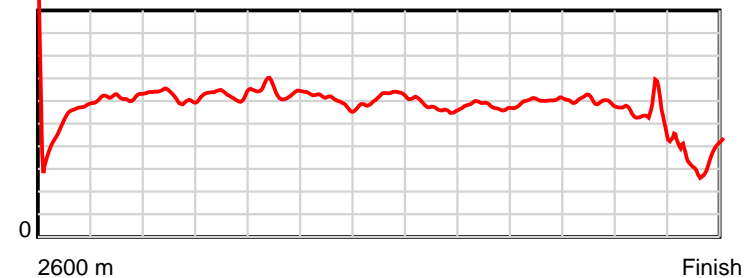
0.6 s Stride duration



20 m/sec Speed



100 % Stride efficiency



Note: Horizontal distance axis grid lines are 200m furlongs.

## Disclaimer.

HRNZ and NZMTC and Thoroughbred Ratings Pty Ltd accepts no responsibility for the completeness or accuracy of any of the information contained herein, and makes no representations about its suitability for any particular purpose. Users should make their own judgements about those matters and/or seek independent advice. You assume all risks associated with use of the data provided on this page.