



Race Results

NZ Metropolitan Trotting Club Inc, HRNZ, May 04, 2018

Compilation date: May 4, 2018, 10:07:25 PM (NZST)

Copyright © 2018 HRNZ and NZMTC. All rights reserved.

Trademarks.

StrideMASTER is a registered trademark of Thoroughbred Ratings Pty Ltd.

Disclaimer.

HRNZ and NZMTC and Thoroughbred Ratings Pty Ltd accepts no responsibility for the completeness or accuracy of any of the information contained herein, and makes no representations about its suitability for any particular purpose. Users should make their own judgements about those matters and/or seek independent advice. You assume all risks associated with use of the data provided on this page.



Race Results



May 04, 2018, Race 9, HYDROFLOW MOBILE PACE, Distance 2600m, Addington - Survey 3200m

Result	TAB no.	Horse (Barrier)	2600 to	2400m to
1st	6	Semiramide (5)	2400m	2200m
		Position in running (margin)	-	9(6.9)
		Sectional time (s)	14.54	14.69
		Cumulative time (s)	196.26	181.72
		Speed (m/s)	13.76	13.61
		Stride length (m)	5.81	5.81
		Stride duration (s)	0.420	0.426
		Stride efficiency (%)	52.81	52.67
		Stride count	34.40	34.45

Disclaimer.

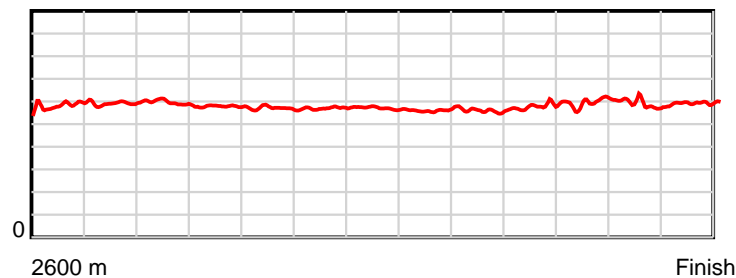
HRNZ and NZMTC and Thoroughbred Ratings Pty Ltd accepts no responsibility for the completeness or accuracy of any of the information contained herein, and makes no representations about its suitability for any particular purpose. Users should make their own judgements about those matters and/or seek independent advice. You assume all risks associated with use of the data provided on this page.

Race Results

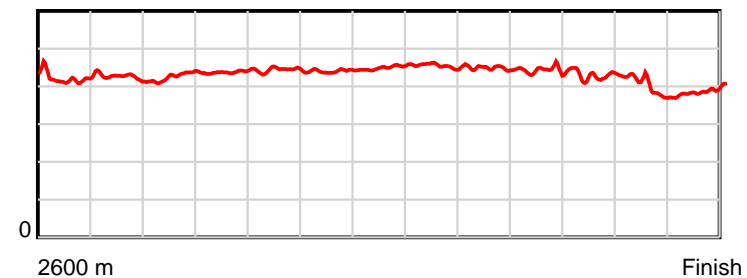
May 04, 2018, Race 9, HYDROFLOW MOBILE PACE, Distance 2600m, Addington - Survey 3200m

Result	TAB no.	Horse (Barrier)	2200m to	2000m to	1800m to	1600m to	1400m to	1200m to	1000m to	800m to	600m to	400m to	200m to	Total or	Margin
1st	6	Semiramide (5)	2000m	1800m	1600m	1400m	1200m	1000m	800m	600m	400m	200m	WP	Average	
		Position in running (margin)	8(9.3)	8(7.6)	8(7.1)	8(7.0)	8(6.6)	8(6.9)	8(6.5)	8(7.0)	7(5.4)	7(4.3)	4(2.4)		0.00
		Sectional time (s)	14.69	15.14	15.97	15.66	15.85	16.40	16.39	15.28	14.82	13.79	13.04		
		Cumulative time (s)	167.03	152.34	137.20	121.23	105.57	89.72	73.32	56.93	41.65	26.83	13.04	3:16.26	
		Speed (m/s)	13.61	13.21	12.52	12.77	12.62	12.20	12.20	13.09	13.50	14.50	15.34	13.25	
		Stride length (m)	5.80	5.78	5.55	5.63	5.69	5.54	5.47	5.78	5.77	5.71	5.97	5.71	
		Stride duration (s)	0.426	0.438	0.443	0.441	0.450	0.455	0.448	0.441	0.428	0.394	0.389	0.431	
		Stride efficiency (%)	52.63	52.23	48.14	49.49	50.50	48.03	46.69	52.15	52.11	50.96	55.73	51.01	
		Stride count	34.46	34.59	36.03	35.54	35.18	36.08	36.59	34.62	34.63	35.02	33.49	455.08	

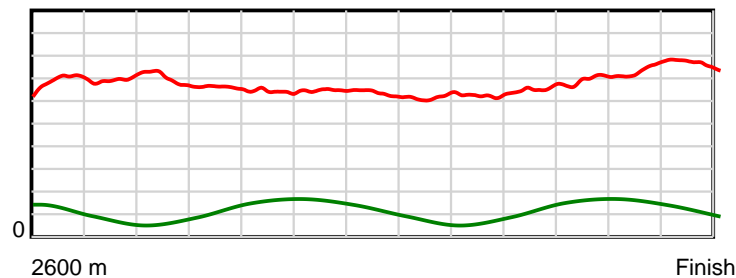
10 m Stride length



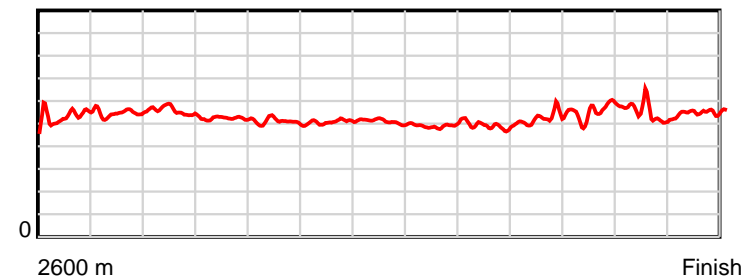
0.6 s Stride duration



20 m/sec Speed



100 % Stride efficiency



Note: Horizontal distance axis grid lines are 200m furlongs.

Disclaimer.

HRNZ and NZMTC and Thoroughbred Ratings Pty Ltd accepts no responsibility for the completeness or accuracy of any of the information contained herein, and makes no representations about its suitability for any particular purpose. Users should make their own judgements about those matters and/or seek independent advice. You assume all risks associated with use of the data provided on this page.



Race Results



May 04, 2018, Race 9, HYDROFLOW MOBILE PACE, Distance 2600m, Addington - Survey 3200m

Result	TAB no.	Horse (Barrier)	2600 to	2400m to
2nd	8	Koromiko Eyre (7)	2400m	2200m
		Position in running (margin)	-	4(4.0)
		Sectional time (s)	13.85	14.52
		Cumulative time (s)	196.36	182.51
		Speed (m/s)	14.44	13.77
		Stride length (m)	6.39	6.40
		Stride duration (s)	0.448	0.465
		Stride efficiency (%)	63.78	63.96
		Stride count	31.31	31.26

Disclaimer.

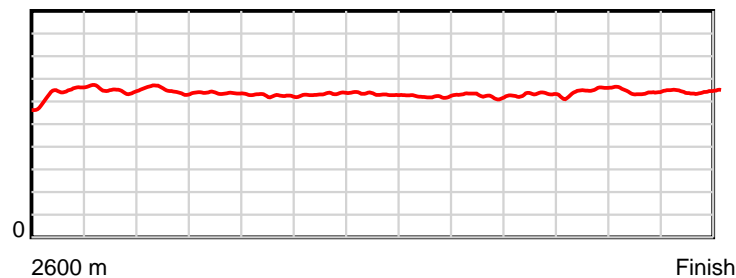
HRNZ and NZMTC and Thoroughbred Ratings Pty Ltd accepts no responsibility for the completeness or accuracy of any of the information contained herein, and makes no representations about its suitability for any particular purpose. Users should make their own judgements about those matters and/or seek independent advice. You assume all risks associated with use of the data provided on this page.

Race Results

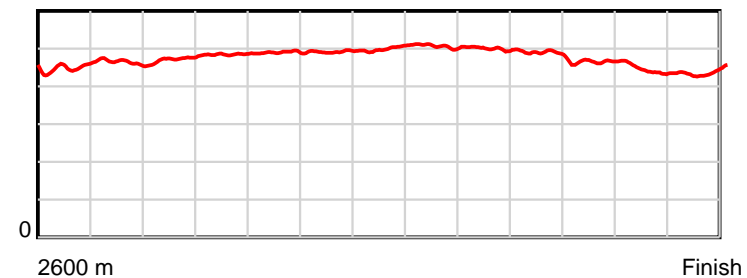
May 04, 2018, Race 9, HYDROFLOW MOBILE PACE, Distance 2600m, Addington - Survey 3200m

Result	TAB no.	Horse (Barrier)	2200m to	2000m to	1800m to	1600m to	1400m to	1200m to	1000m to	800m to	600m to	400m to	200m to	Total or	Margin
2nd	8	Koromiko Eyre (7)	2000m	1800m	1600m	1400m	1200m	1000m	800m	600m	400m	200m	WP	Average	
		Position in running (margin)	5(5.5)	5(4.2)	4(3.8)	4(2.9)	4(2.8)	4(3.0)	4(3.7)	4(3.7)	4(2.7)	2(1.1)	2(0.4)		0.50
		Sectional time (s)	14.76	15.16	15.85	15.71	15.81	16.59	16.31	15.37	14.75	13.98	13.70		
		Cumulative time (s)	167.99	153.23	138.07	122.22	106.51	90.70	74.11	57.80	42.43	27.68	13.70	3:16.36	
		Speed (m/s)	13.55	13.19	12.62	12.73	12.65	12.06	12.26	13.01	13.56	14.31	14.60	13.24	
		Stride length (m)	6.40	6.40	6.18	6.27	6.33	6.10	6.13	6.32	6.32	6.32	6.38	6.30	
		Stride duration (s)	0.472	0.485	0.490	0.492	0.500	0.506	0.500	0.486	0.466	0.441	0.437	0.476	
		Stride efficiency (%)	63.99	63.94	59.74	61.36	62.54	58.23	58.67	62.49	62.37	62.36	63.70	62.03	
		Stride count	31.26	31.27	32.35	31.92	31.61	32.76	32.64	31.63	31.66	31.66	31.33	412.66	

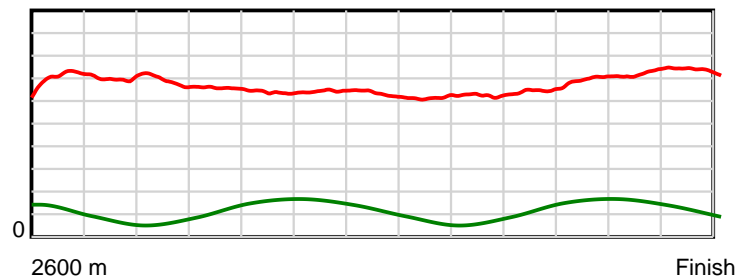
10 m Stride length



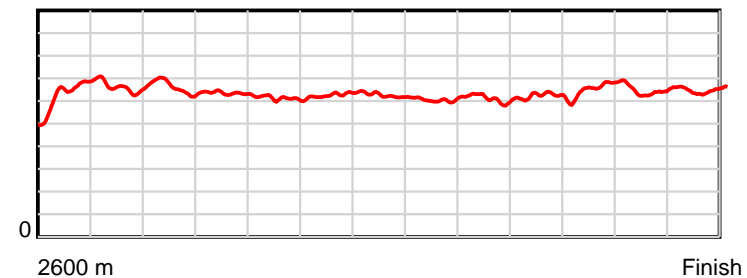
0.6 s Stride duration



20 m/sec Speed



100 % Stride efficiency



Note: Horizontal distance axis grid lines are 200m furlongs.

Disclaimer.

HRNZ and NZMTC and Thoroughbred Ratings Pty Ltd accepts no responsibility for the completeness or accuracy of any of the information contained herein, and makes no representations about its suitability for any particular purpose. Users should make their own judgements about those matters and/or seek independent advice. You assume all risks associated with use of the data provided on this page.



Race Results



May 04, 2018, Race 9, HYDROFLOW MOBILE PACE, Distance 2600m, Addington - Survey 3200m

Result	TAB no.	Horse (Barrier)	2600 to	2400m to
3rd	5	Kingslayer (4)	2400m	2200m
		Position in running (margin)	-	1(0.0)
		Sectional time (s)	13.12	14.28
		Cumulative time (s)	196.37	183.25
		Speed (m/s)	15.24	14.01
		Stride length (m)	5.95	5.85
		Stride duration (s)	0.396	0.418
		Stride efficiency (%)	55.27	53.47
		Stride count	33.63	34.19

Disclaimer.

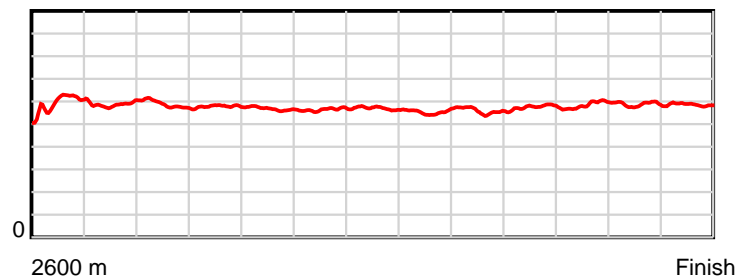
HRNZ and NZMTC and Thoroughbred Ratings Pty Ltd accepts no responsibility for the completeness or accuracy of any of the information contained herein, and makes no representations about its suitability for any particular purpose. Users should make their own judgements about those matters and/or seek independent advice. You assume all risks associated with use of the data provided on this page.

Race Results

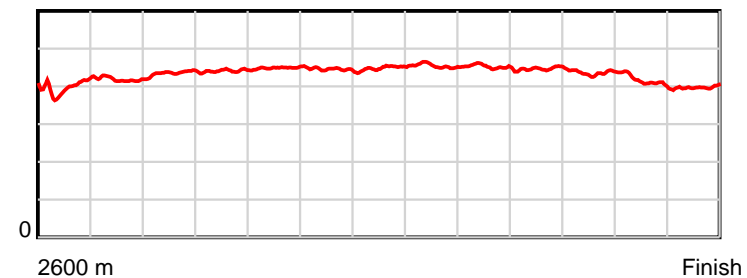
May 04, 2018, Race 9, HYDROFLOW MOBILE PACE, Distance 2600m, Addington - Survey 3200m

Result	TAB no.	Horse (Barrier)	2200m to	2000m to	1800m to	1600m to	1400m to	1200m to	1000m to	800m to	600m to	400m to	200m to	Total or	Margin
3rd	5	Kingslayer (4)	2000m	1800m	1600m	1400m	1200m	1000m	800m	600m	400m	200m	WP	Average	
		Position in running (margin)	1(0.0)	1(0.0)	1(0.0)	1(0.0)	1(0.0)	1(0.0)	1(0.0)	1(0.0)	1(0.0)	1(0.0)	1(0.0)		0.60
		Sectional time (s)	14.98	15.23	15.99	15.73	15.79	16.47	16.30	15.55	15.01	14.10	13.82		
		Cumulative time (s)	168.97	153.99	138.76	122.77	107.04	91.25	74.78	58.48	42.93	27.92	13.82	3:16.37	
		Speed (m/s)	13.35	13.13	12.51	12.71	12.67	12.14	12.27	12.86	13.32	14.18	14.47	13.24	
		Stride length (m)	5.82	5.79	5.62	5.65	5.69	5.52	5.54	5.75	5.81	5.86	5.76	5.74	
		Stride duration (s)	0.436	0.441	0.449	0.445	0.449	0.454	0.451	0.447	0.436	0.413	0.398	0.433	
		Stride efficiency (%)	52.97	52.30	49.34	49.96	50.60	47.55	47.90	51.67	52.67	53.66	51.92	51.41	
		Stride count	34.35	34.57	35.59	35.37	35.15	36.26	36.12	34.78	34.45	34.13	34.70	453.29	

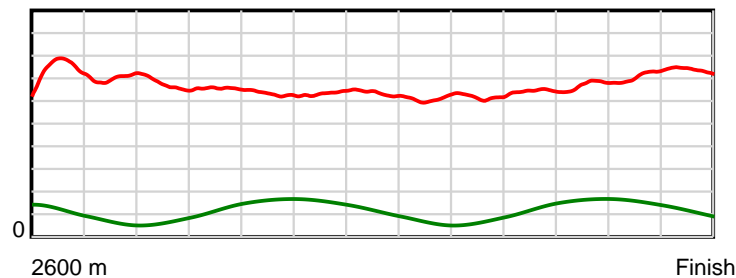
10 m Stride length



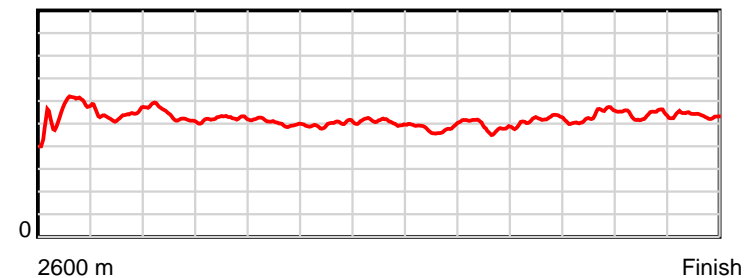
0.6 s Stride duration



20 m/sec Speed



100 % Stride efficiency



Note: Horizontal distance axis grid lines are 200m furlongs.

Disclaimer.

HRNZ and NZMTC and Thoroughbred Ratings Pty Ltd accepts no responsibility for the completeness or accuracy of any of the information contained herein, and makes no representations about its suitability for any particular purpose. Users should make their own judgements about those matters and/or seek independent advice. You assume all risks associated with use of the data provided on this page.



Race Results



May 04, 2018, Race 9, HYDROFLOW MOBILE PACE, Distance 2600m, Addington - Survey 3200m

Result	TAB no.	Horse (Barrier)	2600 to	2400m to
4th	7	Eastwood Ideal (6)	2400m	2200m
		Position in running (margin)	-	10(8.9)
		Sectional time (s)	14.74	14.85
		Cumulative time (s)	196.56	181.82
		Speed (m/s)	13.57	13.47
		Stride length (m)	6.27	6.26
		Stride duration (s)	0.462	0.465
		Stride efficiency (%)	61.40	61.33
		Stride count	31.91	31.92

Disclaimer.

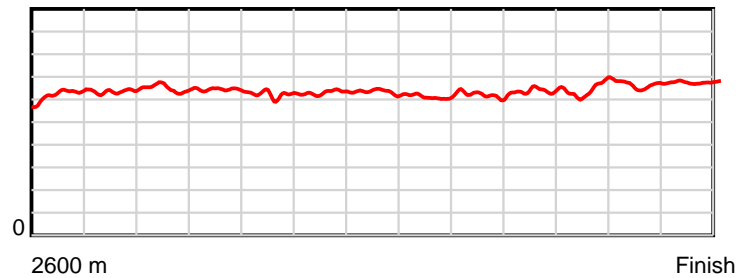
HRNZ and NZMTC and Thoroughbred Ratings Pty Ltd accepts no responsibility for the completeness or accuracy of any of the information contained herein, and makes no representations about its suitability for any particular purpose. Users should make their own judgements about those matters and/or seek independent advice. You assume all risks associated with use of the data provided on this page.

Race Results

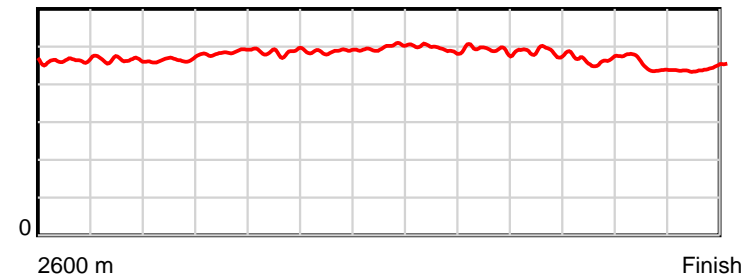
May 04, 2018, Race 9, HYDROFLOW MOBILE PACE, Distance 2600m, Addington - Survey 3200m

Result	TAB no.	Horse (Barrier)	2200m to	2000m to	1800m to	1600m to	1400m to	1200m to	1000m to	800m to	600m to	400m to	200m to	Total or	Margin
4th	7	Eastwood Ideal (6)	2000m	1800m	1600m	1400m	1200m	1000m	800m	600m	400m	200m	WP	Average	
		Position in running (margin)	9(12.3)	9(10.5)	9(9.4)	10(9.6)	10(8.3)	10(8.8)	10(8.7)	10(8.7)	10(7.2)	10(6.0)	5(4.7)		1.70
		Sectional time (s)	14.68	15.04	16.02	15.52	15.86	16.46	16.31	15.29	14.82	13.88	13.09		
		Cumulative time (s)	166.97	152.29	137.25	121.23	105.71	89.85	73.39	57.08	41.79	26.97	13.09	3:16.56	
		Speed (m/s)	13.62	13.30	12.48	12.89	12.61	12.15	12.26	13.08	13.50	14.41	15.28	13.23	
		Stride length (m)	6.34	6.45	6.07	6.28	6.30	6.01	6.04	6.37	6.26	6.46	6.78	6.29	
		Stride duration (s)	0.466	0.485	0.486	0.487	0.499	0.495	0.492	0.487	0.464	0.448	0.444	0.476	
		Stride efficiency (%)	62.85	65.09	57.55	61.61	61.93	56.48	56.96	63.40	61.30	65.23	71.89	61.90	
		Stride count	31.54	30.99	32.96	31.85	31.77	33.27	33.13	31.40	31.93	30.95	29.49	413.11	

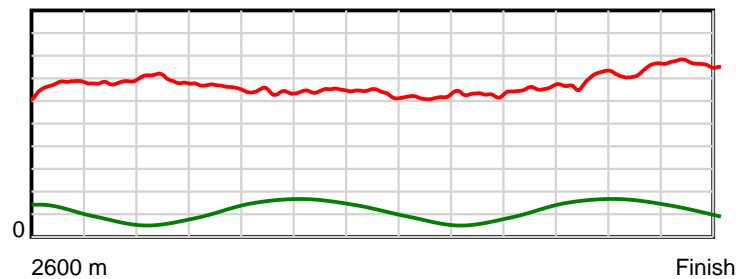
10 m Stride length



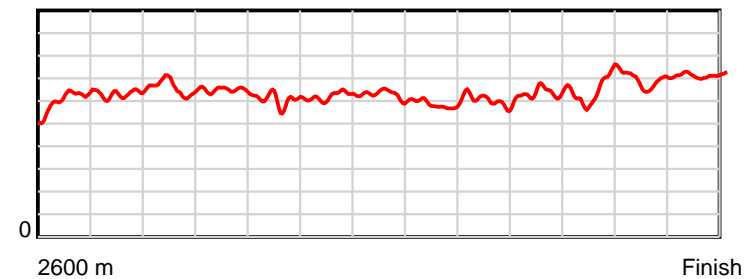
0.6 s Stride duration



20 m/sec Speed



100 % Stride efficiency



Note: Horizontal distance axis grid lines are 200m furlongs.

Disclaimer.

HRNZ and NZMTC and Thoroughbred Ratings Pty Ltd accepts no responsibility for the completeness or accuracy of any of the information contained herein, and makes no representations about its suitability for any particular purpose. Users should make their own judgements about those matters and/or seek independent advice. You assume all risks associated with use of the data provided on this page.



Race Results



May 04, 2018, Race 9, HYDROFLOW MOBILE PACE, Distance 2600m, Addington - Survey 3200m

Result	TAB no.	Horse (Barrier)	2600 to	2400m to
5th	11	Reklaw's Gem (10)	2400m	2200m
		Position in running (margin)	-	6(5.7)
		Sectional time (s)	14.09	14.48
		Cumulative time (s)	196.94	182.85
		Speed (m/s)	14.20	13.81
		Stride length (m)	6.35	6.37
		Stride duration (s)	0.441	0.461
		Stride efficiency (%)	62.92	63.39
		Stride count	31.52	31.40

Disclaimer.

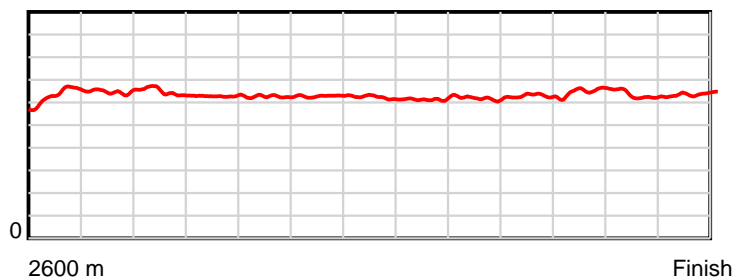
HRNZ and NZMTC and Thoroughbred Ratings Pty Ltd accepts no responsibility for the completeness or accuracy of any of the information contained herein, and makes no representations about its suitability for any particular purpose. Users should make their own judgements about those matters and/or seek independent advice. You assume all risks associated with use of the data provided on this page.

Race Results

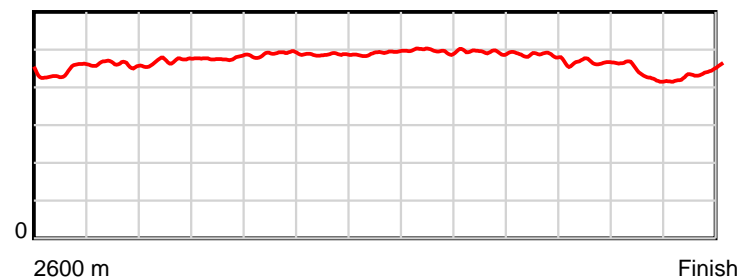
May 04, 2018, Race 9, HYDROFLOW MOBILE PACE, Distance 2600m, Addington - Survey 3200m

Result	TAB no.	Horse (Barrier)	2200m to	2000m to	1800m to	1600m to	1400m to	1200m to	1000m to	800m to	600m to	400m to	200m to	Total or	Margin
5th	11	Reklaw's Gem (10)	2000m	1800m	1600m	1400m	1200m	1000m	800m	600m	400m	200m	WP	Average	
		Position in running (margin)	6(6.9)	6(5.8)	6(5.6)	6(5.4)	6(4.8)	6(5.1)	6(4.8)	6(5.2)	6(4.6)	5(3.0)	3(2.4)		3.70
		Sectional time (s)	14.79	15.19	15.96	15.63	15.83	16.43	16.36	15.44	14.74	14.01	13.99		
		Cumulative time (s)	168.37	153.58	138.39	122.43	106.80	90.97	74.54	58.18	42.74	28.00	13.99	3:16.94	
		Speed (m/s)	13.52	13.17	12.53	12.80	12.63	12.17	12.22	12.95	13.57	14.28	14.30	13.20	
		Stride length (m)	6.36	6.29	6.12	6.23	6.21	6.06	6.03	6.26	6.32	6.18	6.30	6.23	
		Stride duration (s)	0.471	0.478	0.488	0.487	0.492	0.498	0.493	0.483	0.466	0.433	0.441	0.472	
		Stride efficiency (%)	63.24	61.84	58.49	60.68	60.27	57.30	56.81	61.23	62.46	59.66	62.00	60.74	
		Stride count	31.44	31.79	32.69	32.10	32.20	33.03	33.17	31.95	31.63	32.37	31.75	417.04	

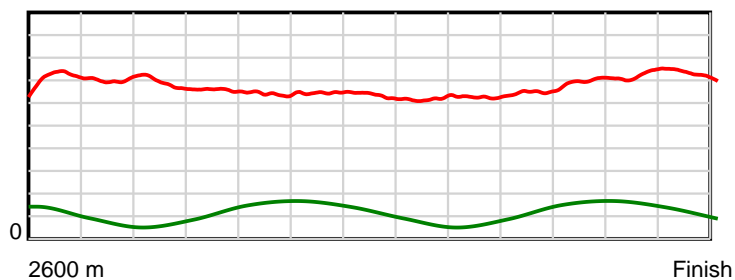
10 m Stride length



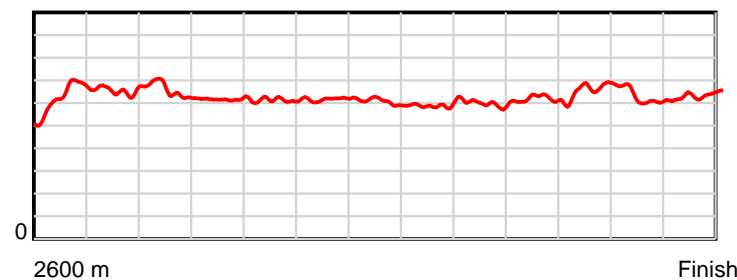
0.6 s Stride duration



20 m/sec Speed



100 % Stride efficiency



Note: Horizontal distance axis grid lines are 200m furlongs.

Disclaimer.

HRNZ and NZMTC and Thoroughbred Ratings Pty Ltd accepts no responsibility for the completeness or accuracy of any of the information contained herein, and makes no representations about its suitability for any particular purpose. Users should make their own judgements about those matters and/or seek independent advice. You assume all risks associated with use of the data provided on this page.



Race Results



May 04, 2018, Race 9, HYDROFLOW MOBILE PACE, Distance 2600m, Addington - Survey 3200m

Result	TAB no.	Horse (Barrier)	2600 to	2400m to
6th	1	Bettor Beontoi... (1)	2400m	2200m
		Position in running (margin)	-	5(4.4)
		Sectional time (s)	13.89	14.39
		Cumulative time (s)	197.62	183.73
		Speed (m/s)	14.40	13.90
		Stride length (m)	6.30	6.46
		Stride duration (s)	0.441	0.465
		Stride efficiency (%)	61.97	65.18
		Stride count	31.76	30.97

Disclaimer.

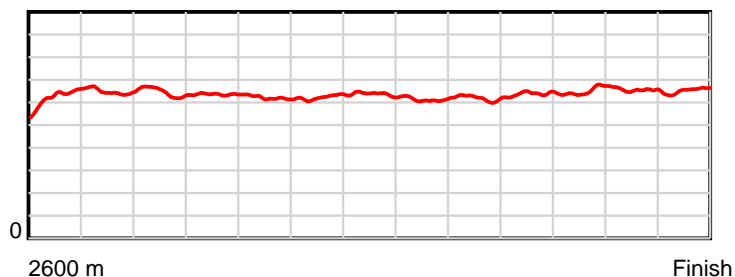
HRNZ and NZMTC and Thoroughbred Ratings Pty Ltd accepts no responsibility for the completeness or accuracy of any of the information contained herein, and makes no representations about its suitability for any particular purpose. Users should make their own judgements about those matters and/or seek independent advice. You assume all risks associated with use of the data provided on this page.

Race Results

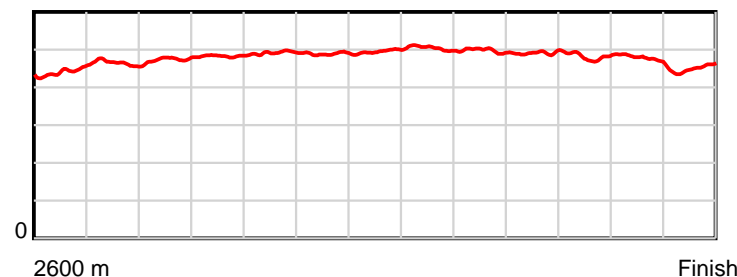
May 04, 2018, Race 9, HYDROFLOW MOBILE PACE, Distance 2600m, Addington - Survey 3200m

Result	TAB no.	Horse (Barrier)	2200m to	2000m to	1800m to	1600m to	1400m to	1200m to	1000m to	800m to	600m to	400m to	200m to	Total or	Margin
6th	1	Bettor Beontoi... (1)	2000m	1800m	1600m	1400m	1200m	1000m	800m	600m	400m	200m	WP	Average	
		Position in running (margin)	4(5.0)	4(4.1)	5(4.0)	5(3.9)	5(3.8)	5(4.1)	5(4.1)	5(4.0)	5(3.6)	6(3.6)	8(6.6)		7.60
		Sectional time (s)	14.83	15.22	15.98	15.70	15.83	16.48	16.28	15.49	15.01	14.60	13.92		
		Cumulative time (s)	169.34	154.51	139.29	123.31	107.61	91.78	75.30	59.02	43.53	28.52	13.92	3:17.62	
		Speed (m/s)	13.49	13.14	12.52	12.74	12.63	12.14	12.29	12.91	13.32	13.70	14.37	13.16	
		Stride length (m)	6.40	6.34	6.16	6.23	6.26	6.12	6.12	6.34	6.42	6.53	6.48	6.32	
		Stride duration (s)	0.474	0.483	0.492	0.489	0.495	0.504	0.498	0.491	0.482	0.477	0.451	0.480	
		Stride efficiency (%)	63.94	62.89	59.22	60.61	61.18	58.46	58.47	62.90	64.42	66.61	65.57	62.33	
		Stride count	31.27	31.53	32.49	32.11	31.96	32.70	32.70	31.52	31.15	30.63	30.88	411.67	

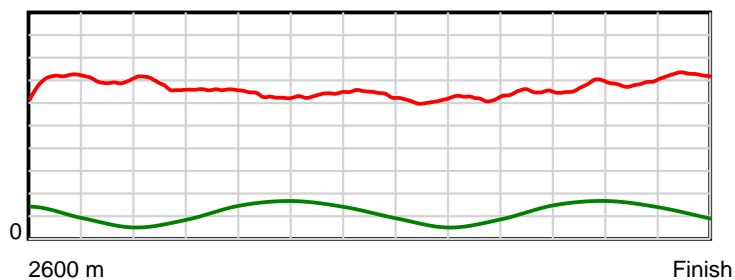
10 m Stride length



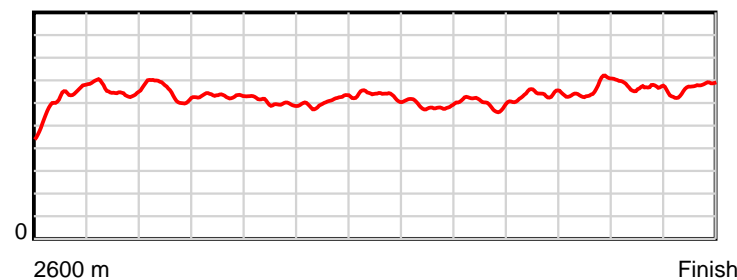
0.6 s Stride duration



20 m/sec Speed



100 % Stride efficiency



Note: Horizontal distance axis grid lines are 200m furlongs.

Disclaimer.

HRNZ and NZMTC and Thoroughbred Ratings Pty Ltd accepts no responsibility for the completeness or accuracy of any of the information contained herein, and makes no representations about its suitability for any particular purpose. Users should make their own judgements about those matters and/or seek independent advice. You assume all risks associated with use of the data provided on this page.



Race Results



May 04, 2018, Race 9, HYDROFLOW MOBILE PACE, Distance 2600m, Addington - Survey 3200m

Result	TAB no.	Horse (Barrier)	2600 to	2400m to
7th	2	Olive Cook (2)	2400m	2200m
		Position in running (margin)	-	3(2.1)
		Sectional time (s)	13.62	14.27
		Cumulative time (s)	198.15	184.53
		Speed (m/s)	14.69	14.02
		Stride length (m)	6.48	6.58
		Stride duration (s)	0.443	0.470
		Stride efficiency (%)	65.61	67.72
		Stride count	30.87	30.38

Disclaimer.

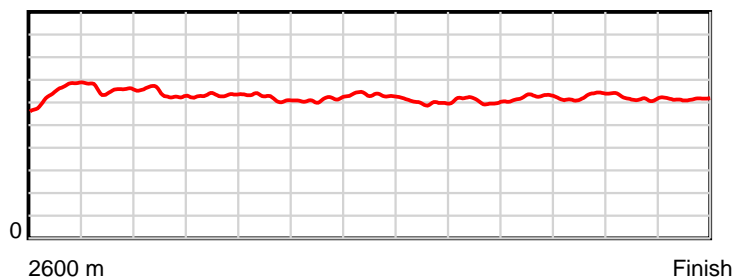
HRNZ and NZMTC and Thoroughbred Ratings Pty Ltd accepts no responsibility for the completeness or accuracy of any of the information contained herein, and makes no representations about its suitability for any particular purpose. Users should make their own judgements about those matters and/or seek independent advice. You assume all risks associated with use of the data provided on this page.

Race Results

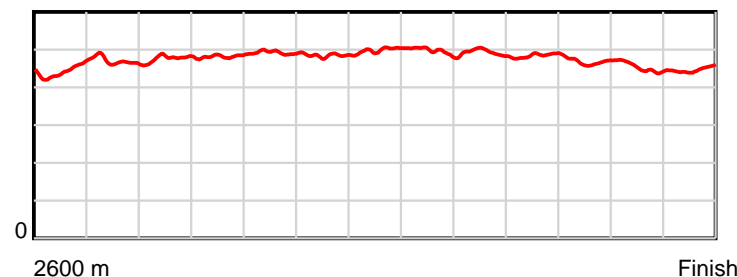
May 04, 2018, Race 9, HYDROFLOW MOBILE PACE, Distance 2600m, Addington - Survey 3200m

Result	TAB no.	Horse (Barrier)	2200m to	2000m to	1800m to	1600m to	1400m to	1200m to	1000m to	800m to	600m to	400m to	200m to	Total or	Margin
7th	2	Olive Cook (2)	2000m	1800m	1600m	1400m	1200m	1000m	800m	600m	400m	200m	WP	Average	
		Position in running (margin)	3(2.1)	2(2.0)	3(2.1)	3(1.8)	3(1.9)	3(1.7)	2(1.8)	3(2.1)	3(1.9)	4(2.0)	6(5.0)		10.50
		Sectional time (s)	14.97	15.23	15.95	15.73	15.76	16.49	16.35	15.52	15.02	14.60	14.64		
		Cumulative time (s)	170.26	155.29	140.06	124.11	108.38	92.62	76.13	59.78	44.26	29.24	14.64	3:18.15	
		Speed (m/s)	13.36	13.13	12.54	12.71	12.69	12.13	12.23	12.89	13.32	13.70	13.66	13.12	
		Stride length (m)	6.38	6.32	6.17	6.16	6.33	6.02	6.03	6.24	6.23	6.19	6.13	6.25	
		Stride duration (s)	0.477	0.482	0.492	0.485	0.499	0.496	0.493	0.484	0.468	0.452	0.448	0.476	
		Stride efficiency (%)	63.60	62.49	59.50	59.32	62.59	56.60	56.82	60.80	60.62	59.95	58.63	60.98	
		Stride count	31.35	31.63	32.41	32.46	31.60	33.23	33.17	32.06	32.11	32.29	32.65	416.21	

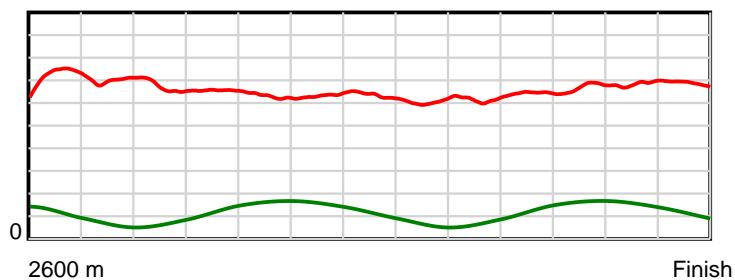
10 m Stride length



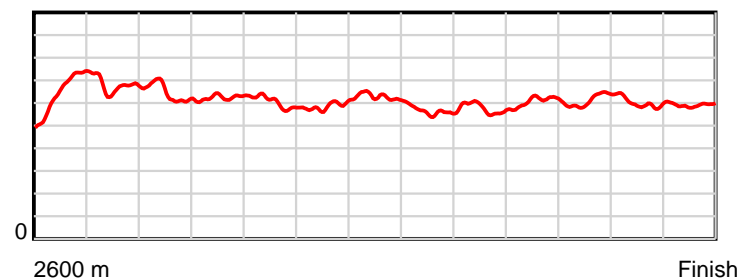
0.6 s Stride duration



20 m/sec Speed



100 % Stride efficiency



Note: Horizontal distance axis grid lines are 200m furlongs.

Disclaimer.

HRNZ and NZMTC and Thoroughbred Ratings Pty Ltd accepts no responsibility for the completeness or accuracy of any of the information contained herein, and makes no representations about its suitability for any particular purpose. Users should make their own judgements about those matters and/or seek independent advice. You assume all risks associated with use of the data provided on this page.



Race Results



May 04, 2018, Race 9, HYDROFLOW MOBILE PACE, Distance 2600m, Addington - Survey 3200m

Result	TAB no.	Horse (Barrier)	2600 to	2400m to
8th	10	Comfortably Nu... (9)	2400m	2200m
		Position in running (margin)	-	8(6.7)
		Sectional time (s)	14.33	14.63
		Cumulative time (s)	198.34	184.01
		Speed (m/s)	13.96	13.67
		Stride length (m)	6.36	6.43
		Stride duration (s)	0.446	0.470
		Stride efficiency (%)	63.19	64.64
		Stride count	31.45	31.10

Disclaimer.

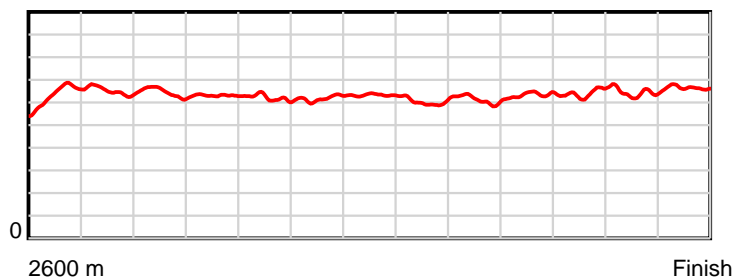
HRNZ and NZMTC and Thoroughbred Ratings Pty Ltd accepts no responsibility for the completeness or accuracy of any of the information contained herein, and makes no representations about its suitability for any particular purpose. Users should make their own judgements about those matters and/or seek independent advice. You assume all risks associated with use of the data provided on this page.

Race Results

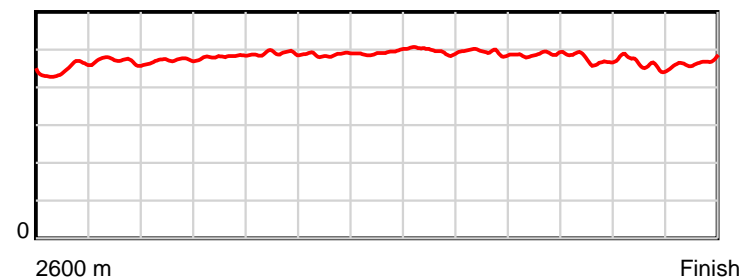
May 04, 2018, Race 9, HYDROFLOW MOBILE PACE, Distance 2600m, Addington - Survey 3200m

Result	TAB no.	Horse (Barrier)	2200m to	2000m to	1800m to	1600m to	1400m to	1200m to	1000m to	800m to	600m to	400m to	200m to	Total or	Margin
8th	10	Comfortably Nu... (9)	2000m	1800m	1600m	1400m	1200m	1000m	800m	600m	400m	200m	WP	Average	
		Position in running (margin)	7(8.8)	7(6.9)	7(6.4)	7(6.2)	7(6.2)	7(5.5)	7(6.4)	7(6.4)	8(5.8)	9(5.9)	10(8.6)		11.60
		Sectional time (s)	14.66	15.15	15.96	15.72	15.68	16.61	16.30	15.46	15.01	14.56	14.27		
		Cumulative time (s)	169.38	154.72	139.57	123.61	107.89	92.21	75.60	59.30	43.84	28.83	14.27	3:18.34	
		Speed (m/s)	13.64	13.20	12.53	12.72	12.76	12.04	12.27	12.94	13.32	13.74	14.02	13.11	
		Stride length (m)	6.42	6.35	6.14	6.19	6.28	5.98	6.05	6.30	6.31	6.35	6.57	6.28	
		Stride duration (s)	0.471	0.481	0.490	0.487	0.492	0.496	0.493	0.487	0.473	0.462	0.469	0.479	
		Stride efficiency (%)	64.49	63.03	58.98	59.97	61.59	55.81	57.15	62.09	62.16	62.93	67.40	61.69	
		Stride count	31.13	31.49	32.55	32.29	31.86	33.47	33.07	31.73	31.71	31.52	30.45	413.82	

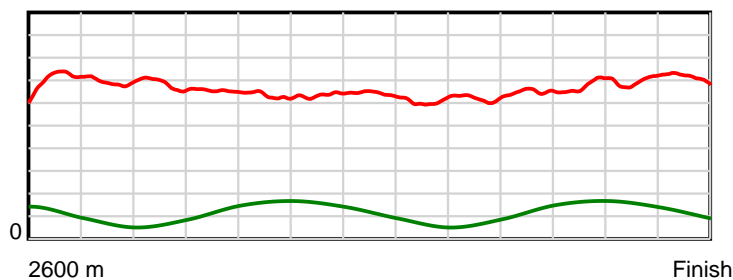
10 m Stride length



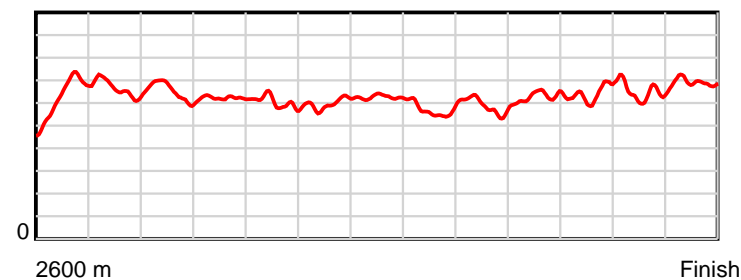
0.6 s Stride duration



20 m/sec Speed



100 % Stride efficiency



Note: Horizontal distance axis grid lines are 200m furlongs.

Disclaimer.

HRNZ and NZMTC and Thoroughbred Ratings Pty Ltd accepts no responsibility for the completeness or accuracy of any of the information contained herein, and makes no representations about its suitability for any particular purpose. Users should make their own judgements about those matters and/or seek independent advice. You assume all risks associated with use of the data provided on this page.



Race Results



May 04, 2018, Race 9, HYDROFLOW MOBILE PACE, Distance 2600m, Addington - Survey 3200m

Result	TAB no.	Horse (Barrier)	2600 to	2400m to
9th	9	Pete's Dash (8)	2400m	2200m
		Position in running (margin)	-	7(6.4)
		Sectional time (s)	14.24	15.78
		Cumulative time (s)	198.47	184.23
		Speed (m/s)	14.05	12.67
		Stride length (m)	6.25	5.90
		Stride duration (s)	0.450	0.466
		Stride efficiency (%)	61.01	54.48
		Stride count	32.01	33.87

Disclaimer.

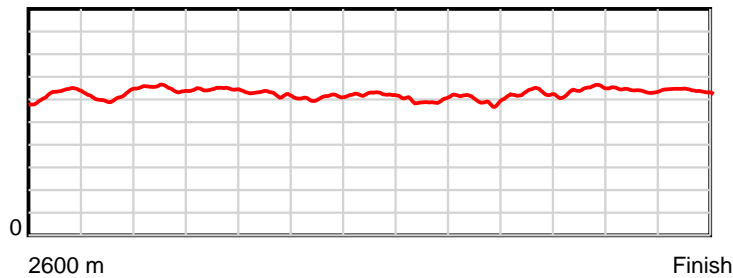
HRNZ and NZMTC and Thoroughbred Ratings Pty Ltd accepts no responsibility for the completeness or accuracy of any of the information contained herein, and makes no representations about its suitability for any particular purpose. Users should make their own judgements about those matters and/or seek independent advice. You assume all risks associated with use of the data provided on this page.

Race Results

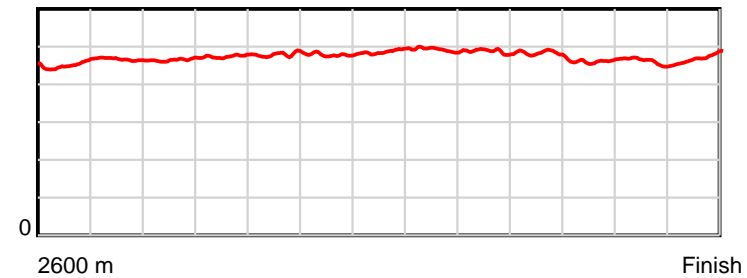
May 04, 2018, Race 9, HYDROFLOW MOBILE PACE, Distance 2600m, Addington - Survey 3200m

Result	TAB no.	Horse (Barrier)	2200m to	2000m to	1800m to	1600m to	1400m to	1200m to	1000m to	800m to	600m to	400m to	200m to	Total or	Margin
9th	9	Pete's Dash (8)	2000m	1800m	1600m	1400m	1200m	1000m	800m	600m	400m	200m	WP	Average	
		Position in running (margin)	10(15.4)	10(13.2)	10(10.6)	9(8.6)	9(8.1)	9(7.7)	9(8.2)	9(8.2)	9(7.0)	8(4.4)	9(6.8)		12.30
		Sectional time (s)	14.61	14.80	15.65	15.64	15.73	16.56	16.30	15.36	14.58	14.49	14.73		
		Cumulative time (s)	168.45	153.84	139.04	123.39	107.75	92.02	75.46	59.16	43.80	29.22	14.73	3:18.47	
		Speed (m/s)	13.69	13.51	12.78	12.79	12.71	12.08	12.27	13.02	13.72	13.80	13.58	13.10	
		Stride length (m)	6.37	6.41	6.13	6.12	6.19	5.94	5.98	6.27	6.33	6.34	6.41	6.20	
		Stride duration (s)	0.465	0.474	0.480	0.478	0.487	0.492	0.487	0.482	0.461	0.460	0.472	0.473	
		Stride efficiency (%)	63.40	64.18	58.72	58.46	59.96	55.19	55.82	61.50	62.56	62.85	64.27	60.04	
		Stride count	31.40	31.21	32.63	32.70	32.29	33.65	33.46	31.88	31.61	31.54	31.19	419.44	

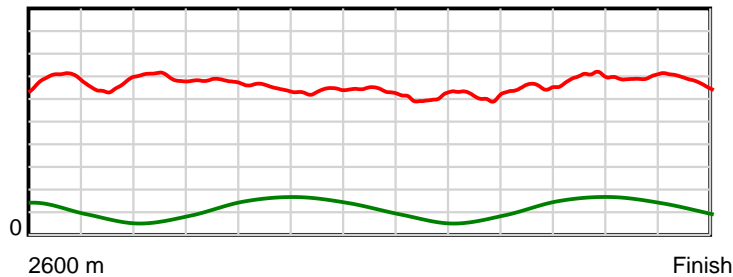
10 m Stride length



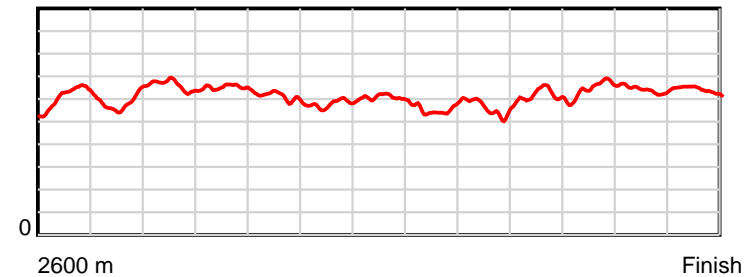
0.6 s Stride duration



20 m/sec Speed



100 % Stride efficiency



Note: Horizontal distance axis grid lines are 200m furlongs.

Disclaimer.

HRNZ and NZMTC and Thoroughbred Ratings Pty Ltd accepts no responsibility for the completeness or accuracy of any of the information contained herein, and makes no representations about its suitability for any particular purpose. Users should make their own judgements about those matters and/or seek independent advice. You assume all risks associated with use of the data provided on this page.



Race Results



May 04, 2018, Race 9, HYDROFLOW MOBILE PACE, Distance 2600m, Addington - Survey 3200m

Result	TAB no.	Horse (Barrier)	2600 to	2400m to
10th	3	Jungle Gem (3)	2400m	2200m
		Position in running (margin)	-	2(1.6)
		Sectional time (s)	13.39	14.22
		Cumulative time (s)	199.28	185.89
		Speed (m/s)	14.94	14.06
		Stride length (m)	6.05	6.03
		Stride duration (s)	0.413	0.429
		Stride efficiency (%)	57.10	56.81
		Stride count	33.08	33.17

Disclaimer.

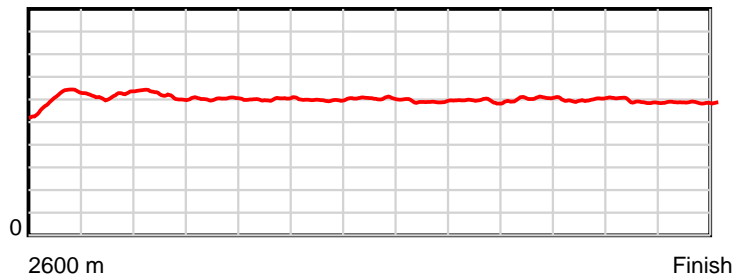
HRNZ and NZMTC and Thoroughbred Ratings Pty Ltd accepts no responsibility for the completeness or accuracy of any of the information contained herein, and makes no representations about its suitability for any particular purpose. Users should make their own judgements about those matters and/or seek independent advice. You assume all risks associated with use of the data provided on this page.

Race Results

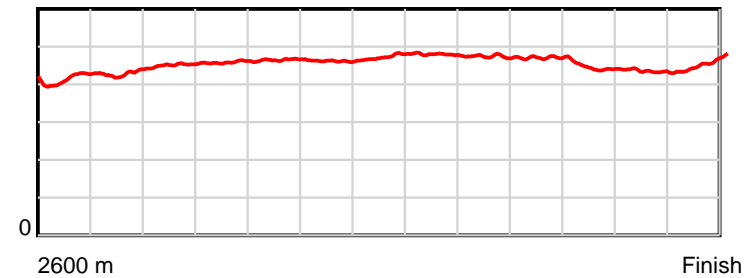
May 04, 2018, Race 9, HYDROFLOW MOBILE PACE, Distance 2600m, Addington - Survey 3200m

Result	TAB no.	Horse (Barrier)	2200m to	2000m to	1800m to	1600m to	1400m to	1200m to	1000m to	800m to	600m to	400m to	200m to	Total or	Margin
10th	3	Jungle Gem (3)	2000m	1800m	1600m	1400m	1200m	1000m	800m	600m	400m	200m	WP	Average	
		Position in running (margin)	2(1.3)	3(2.2)	2(1.7)	2(1.5)	2(1.2)	2(1.0)	3(1.8)	2(2.0)	2(1.4)	3(1.9)	7(6.1)		16.80
		Sectional time (s)	15.13	15.14	15.96	15.68	15.75	16.60	16.34	15.44	15.09	14.81	15.73		
		Cumulative time (s)	171.67	156.54	141.40	125.44	109.76	94.01	77.41	61.07	45.63	30.54	15.73	3:19.28	
		Speed (m/s)	13.22	13.21	12.53	12.76	12.70	12.05	12.24	12.95	13.25	13.50	12.71	13.05	
		Stride length (m)	5.96	6.05	5.82	5.89	6.02	5.77	5.80	6.10	5.87	5.87	5.79	5.92	
		Stride duration (s)	0.451	0.458	0.465	0.462	0.474	0.479	0.474	0.471	0.443	0.435	0.456	0.454	
		Stride efficiency (%)	55.57	57.28	52.95	54.25	56.55	51.97	52.53	58.09	53.77	53.90	52.48	54.81	
		Stride count	33.54	33.04	34.36	33.95	33.25	34.68	34.50	32.80	34.10	34.05	34.51	439.03	

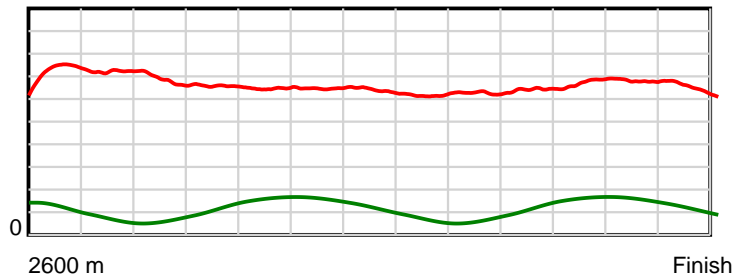
10 m Stride length



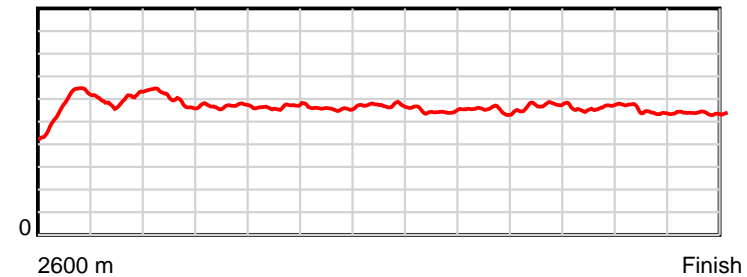
0.6 s Stride duration



20 m/sec Speed



100 % Stride efficiency



Note: Horizontal distance axis grid lines are 200m furlongs.

Disclaimer.

HRNZ and NZMTC and Thoroughbred Ratings Pty Ltd accepts no responsibility for the completeness or accuracy of any of the information contained herein, and makes no representations about its suitability for any particular purpose. Users should make their own judgements about those matters and/or seek independent advice. You assume all risks associated with use of the data provided on this page.