



## Race Results

NZ Metropolitan Trotting Club Inc, HRNZ, May 11, 2018

Compilation date: May 11, 2018, 7:31:12 PM (NZST)

Copyright © 2018 HRNZ and NZMTC. All rights reserved.

### Trademarks.

StrideMASTER is a registered trademark of Thoroughbred Ratings Pty Ltd.

### Disclaimer.

HRNZ and NZMTC and Thoroughbred Ratings Pty Ltd accepts no responsibility for the completeness or accuracy of any of the information contained herein, and makes no representations about its suitability for any particular purpose. Users should make their own judgements about those matters and/or seek independent advice. You assume all risks associated with use of the data provided on this page.



# Race Results



May 11, 2018, Race 4, CLARK BOYCE LAWYERS PACE, Distance 2600m, Addington - Survey 3200m

Result	TAB no.	Horse (Barrier)	2600 to	2400m to
1st	16	<b>Ideal Rule (14)</b>	<b>2400m</b>	<b>2200m</b>
		Position in running (margin)	-	8(12.3)
		Sectional time (s)	17.19	15.17
		Cumulative time (s)	194.34	177.15
		Speed (m/s)	11.64	13.18
		Stride length (m)	5.08	5.50
		Stride duration (s)	0.410	0.417
		Stride efficiency (%)	40.36	47.19
		Stride count	39.36	36.39

#### Disclaimer.

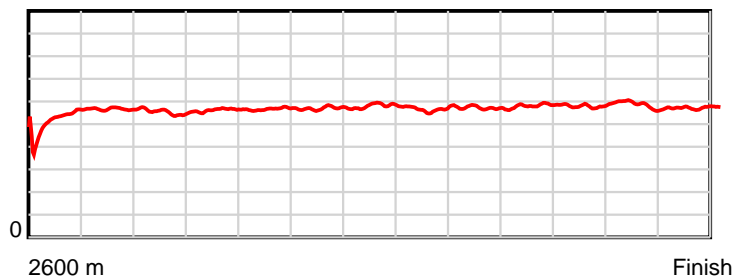
HRNZ and NZMTC and Thoroughbred Ratings Pty Ltd accepts no responsibility for the completeness or accuracy of any of the information contained herein, and makes no representations about its suitability for any particular purpose. Users should make their own judgements about those matters and/or seek independent advice. You assume all risks associated with use of the data provided on this page.

# Race Results

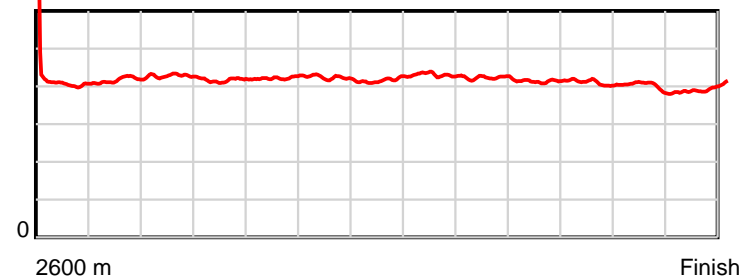
May 11, 2018, Race 4, CLARK BOYCE LAWYERS PACE, Distance 2600m, Addington - Survey 3200m

Result	TAB no.	Horse (Barrier)	2200m to	2000m to	1800m to	1600m to	1400m to	1200m to	1000m to	800m to	600m to	400m to	200m to	Total or	Margin
1st	16	Ideal Rule (14)	2000m	1800m	1600m	1400m	1200m	1000m	800m	600m	400m	200m	WP	Average	
		Position in running (margin)	9(10.7)	9(9.0)	9(8.4)	7(8.2)	9(8.8)	9(7.5)	8(8.2)	8(8.2)	9(8.2)	8(7.7)	5(3.9)		0.00
		Sectional time (s)	15.62	14.80	15.03	15.15	14.29	15.56	14.83	14.13	14.38	14.30	13.89		
		Cumulative time (s)	161.98	146.36	131.56	116.53	101.38	87.09	71.53	56.70	42.57	28.19	13.89	3:14.34	
		Speed (m/s)	12.80	13.51	13.31	13.20	14.00	12.85	13.49	14.15	13.91	13.99	14.40	13.38	
		Stride length (m)	5.48	5.62	5.62	5.58	5.83	5.54	5.68	5.85	5.69	5.57	5.69	5.59	
		Stride duration (s)	0.428	0.416	0.422	0.422	0.417	0.431	0.421	0.414	0.409	0.398	0.395	0.418	
		Stride efficiency (%)	46.97	49.38	49.31	48.64	53.16	48.00	50.46	53.56	50.60	48.52	50.55	48.81	
		Stride count	36.48	35.58	35.60	35.85	34.29	36.09	35.19	34.16	35.15	35.89	35.16	465.19	

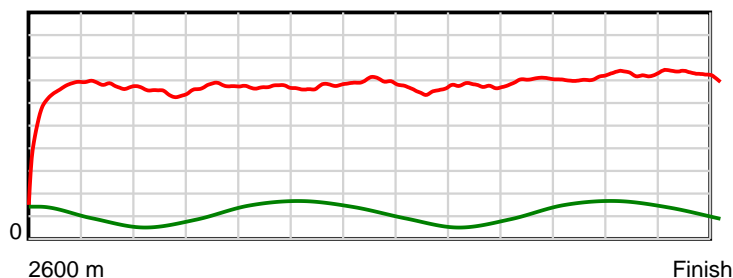
10 m Stride length



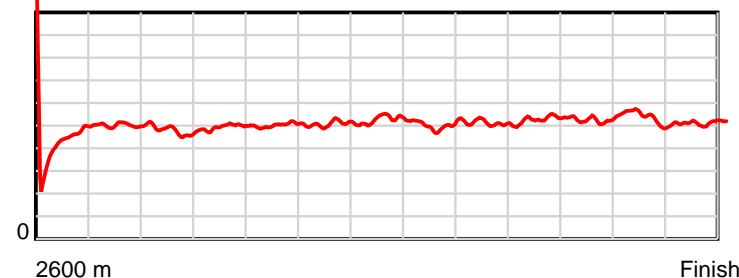
0.6 s Stride duration



20 m/sec Speed



100 % Stride efficiency



Note: Horizontal distance axis grid lines are 200m furlongs.

## Disclaimer.

HRNZ and NZMTC and Thoroughbred Ratings Pty Ltd accepts no responsibility for the completeness or accuracy of any of the information contained herein, and makes no representations about its suitability for any particular purpose. Users should make their own judgements about those matters and/or seek independent advice. You assume all risks associated with use of the data provided on this page.



# Race Results



May 11, 2018, Race 4, CLARK BOYCE LAWYERS PACE, Distance 2600m, Addington - Survey 3200m

Result	TAB no.	Horse (Barrier)	2600 to	2400m to
2nd	4	<b>Editorial (4)</b>	<b>2400m</b>	<b>2200m</b>
		Position in running (margin)	-	3(5.1)
		Sectional time (s)	16.08	15.03
		Cumulative time (s)	194.48	178.40
		Speed (m/s)	12.44	13.31
		Stride length (m)	5.85	6.19
		Stride duration (s)	0.459	0.465
		Stride efficiency (%)	53.48	59.90
		Stride count	34.19	32.30

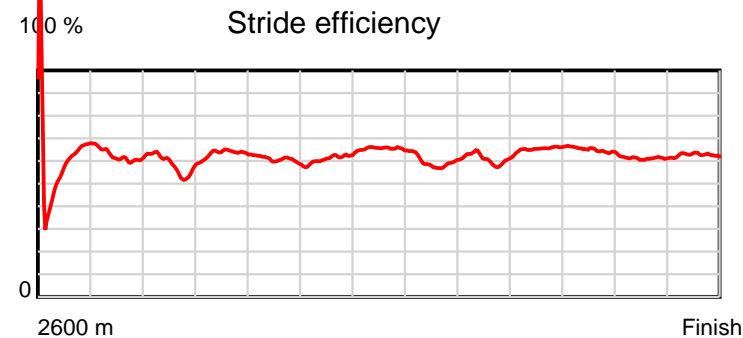
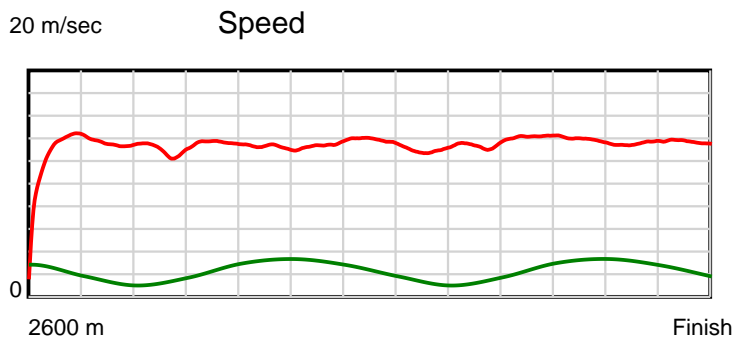
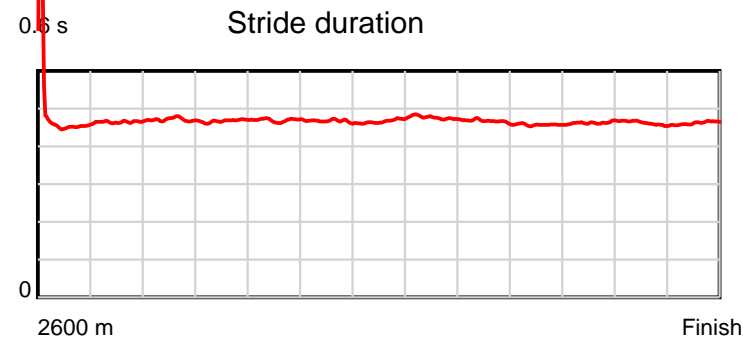
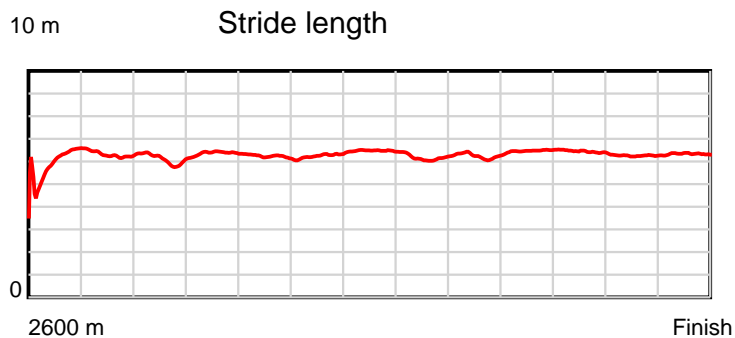
#### Disclaimer.

HRNZ and NZMTC and Thoroughbred Ratings Pty Ltd accepts no responsibility for the completeness or accuracy of any of the information contained herein, and makes no representations about its suitability for any particular purpose. Users should make their own judgements about those matters and/or seek independent advice. You assume all risks associated with use of the data provided on this page.

# Race Results

May 11, 2018, Race 4, CLARK BOYCE LAWYERS PACE, Distance 2600m, Addington - Survey 3200m

Result	TAB no.	Horse (Barrier)	2200m to	2000m to	1800m to	1600m to	1400m to	1200m to	1000m to	800m to	600m to	400m to	200m to	Total or	Margin
2nd	4	<b>Editorial (4)</b>	<b>2000m</b>	<b>1800m</b>	<b>1600m</b>	<b>1400m</b>	<b>1200m</b>	<b>1000m</b>	<b>800m</b>	<b>600m</b>	<b>400m</b>	<b>200m</b>	<b>WP</b>	<b>Average</b>	
		Position in running (margin)	3(2.6)	2(0.7)	1(0.0)	1(0.0)	1(0.0)	1(0.0)	1(0.0)	1(0.0)	1(0.0)	1(0.0)	1(0.0)		0.70
		Sectional time (s)	15.60	14.78	15.07	15.05	14.51	15.45	14.82	14.14	14.46	14.92	14.57		
		Cumulative time (s)	163.37	147.77	132.99	117.92	102.87	88.36	72.91	58.09	43.95	29.49	14.57	3:14.48	
		Speed (m/s)	12.82	13.53	13.27	13.29	13.78	12.94	13.50	14.14	13.83	13.40	13.73	13.37	
		Stride length (m)	6.04	6.33	6.23	6.20	6.45	6.16	6.29	6.47	6.40	6.18	6.36	6.24	
		Stride duration (s)	0.471	0.468	0.469	0.467	0.467	0.476	0.466	0.457	0.463	0.461	0.463	0.467	
		Stride efficiency (%)	56.92	62.61	60.62	60.14	64.91	59.27	61.90	65.40	64.04	59.70	63.18	60.80	
		Stride count	33.14	31.60	32.11	32.24	31.03	32.47	31.78	30.91	31.24	32.36	31.45	416.82	



Note: Horizontal distance axis grid lines are 200m furlongs.

#### Disclaimer.

HRNZ and NZMTC and Thoroughbred Ratings Pty Ltd accepts no responsibility for the completeness or accuracy of any of the information contained herein, and makes no representations about its suitability for any particular purpose. Users should make their own judgements about those matters and/or seek independent advice. You assume all risks associated with use of the data provided on this page.



# Race Results



May 11, 2018, Race 4, CLARK BOYCE LAWYERS PACE, Distance 2600m, Addington - Survey 3200m

Result	TAB no.	Horse (Barrier)	2600 to 2400m	2400m to 2200m
3rd	5	<b>Overarm (5)</b>		
		Position in running (margin)	-	2(3.2)
		Sectional time (s)	15.60	15.21
		Cumulative time (s)	194.89	179.29
		Speed (m/s)	12.82	13.15
		Stride length (m)	5.44	5.87
		Stride duration (s)	0.426	0.446
		Stride efficiency (%)	46.23	53.85
		Stride count	36.77	34.07

#### Disclaimer.

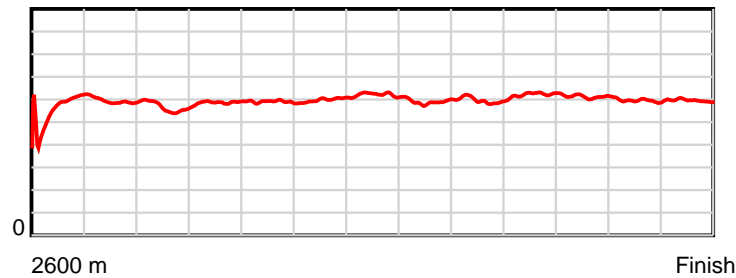
HRNZ and NZMTC and Thoroughbred Ratings Pty Ltd accepts no responsibility for the completeness or accuracy of any of the information contained herein, and makes no representations about its suitability for any particular purpose. Users should make their own judgements about those matters and/or seek independent advice. You assume all risks associated with use of the data provided on this page.

# Race Results

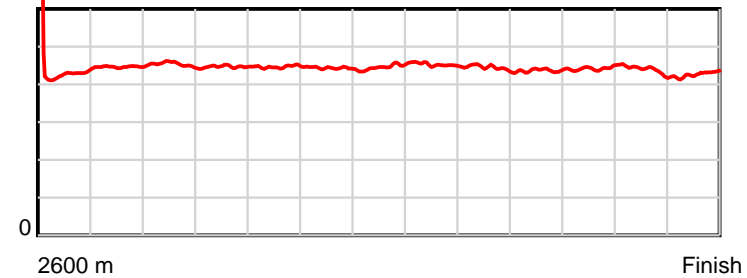
May 11, 2018, Race 4, CLARK BOYCE LAWYERS PACE, Distance 2600m, Addington - Survey 3200m

Result	TAB no.	Horse (Barrier)	2200m to	2000m to	1800m to	1600m to	1400m to	1200m to	1000m to	800m to	600m to	400m to	200m to	Total or	Margin
3rd	5	<b>Overarm (5)</b>	<b>2000m</b>	<b>1800m</b>	<b>1600m</b>	<b>1400m</b>	<b>1200m</b>	<b>1000m</b>	<b>800m</b>	<b>600m</b>	<b>400m</b>	<b>200m</b>	<b>WP</b>	<b>Average</b>	
		Position in running (margin)	2(1.9)	3(1.7)	4(4.1)	4(4.6)	4(4.2)	4(3.8)	5(4.5)	4(4.1)	4(3.6)	4(3.9)	6(3.9)		3.00
		Sectional time (s)	15.89	15.28	15.16	14.97	14.44	15.57	14.74	14.06	14.52	14.92	14.53		
		Cumulative time (s)	164.08	148.19	132.91	117.75	102.78	88.34	72.77	58.03	43.97	29.45	14.53	3:14.89	
		Speed (m/s)	12.59	13.09	13.19	13.36	13.85	12.85	13.57	14.22	13.77	13.40	13.76	13.34	
		Stride length (m)	5.71	5.85	5.89	5.93	6.17	5.81	6.02	6.22	6.09	5.88	5.88	5.90	
		Stride duration (s)	0.453	0.447	0.446	0.444	0.446	0.452	0.444	0.437	0.442	0.438	0.428	0.442	
		Stride efficiency (%)	50.87	53.41	54.19	54.89	59.54	52.76	56.60	60.49	57.96	53.95	54.11	54.35	
		Stride count	35.05	34.21	33.96	33.75	32.40	34.42	33.23	32.15	32.84	34.04	33.99	440.88	

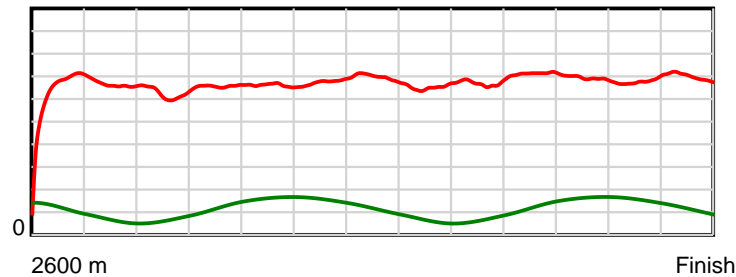
10 m Stride length



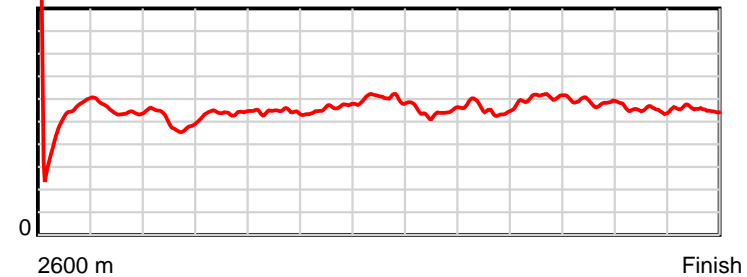
0.6 s Stride duration



20 m/sec Speed



100 % Stride efficiency



Note: Horizontal distance axis grid lines are 200m furlongs.

## Disclaimer.

HRNZ and NZMTC and Thoroughbred Ratings Pty Ltd accepts no responsibility for the completeness or accuracy of any of the information contained herein, and makes no representations about its suitability for any particular purpose. Users should make their own judgements about those matters and/or seek independent advice. You assume all risks associated with use of the data provided on this page.



# Race Results



May 11, 2018, Race 4, CLARK BOYCE LAWYERS PACE, Distance 2600m, Addington - Survey 3200m

Result	TAB no.	Horse (Barrier)	2600 to	2400m to
4th	8	Hayden's Meddl... (8)	2400m	2200m
		Position in running (margin)	-	13(18.8)
		Sectional time (s)	18.38	15.50
		Cumulative time (s)	194.94	176.56
		Speed (m/s)	10.88	12.90
		Stride length (m)	4.82	5.80
		Stride duration (s)	0.429	0.449
		Stride efficiency (%)	36.30	52.53
		Stride count	41.50	34.50

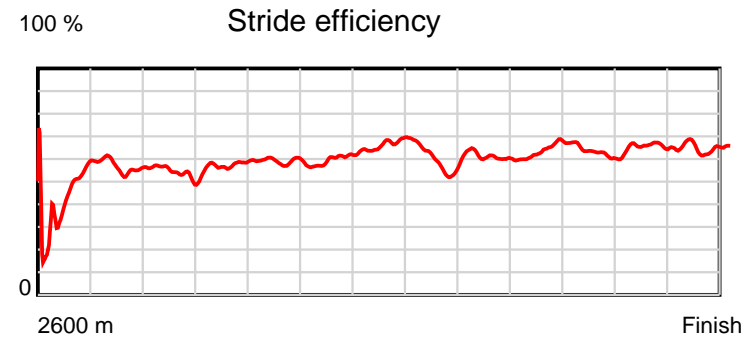
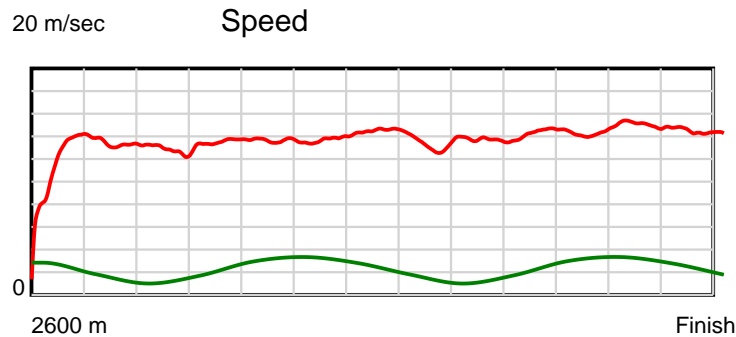
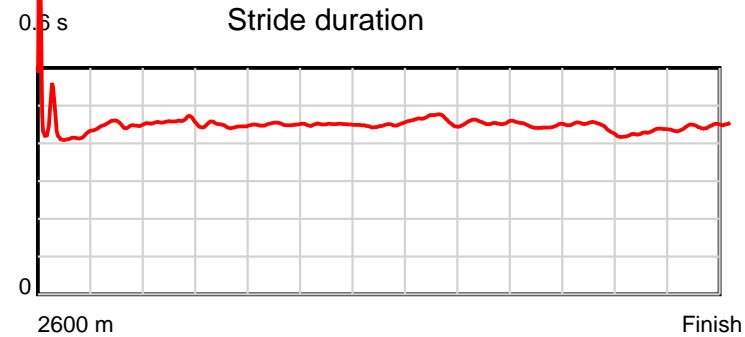
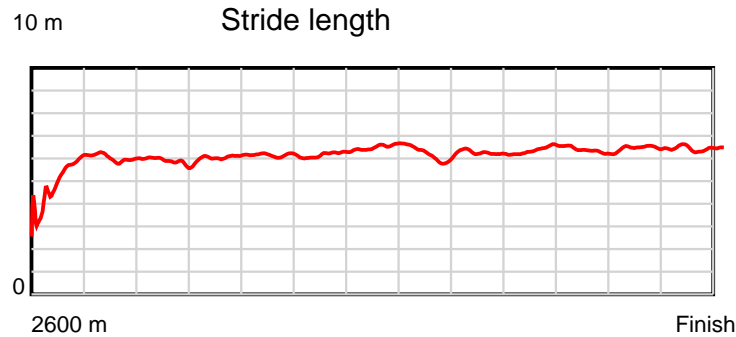
#### Disclaimer.

HRNZ and NZMTC and Thoroughbred Ratings Pty Ltd accepts no responsibility for the completeness or accuracy of any of the information contained herein, and makes no representations about its suitability for any particular purpose. Users should make their own judgements about those matters and/or seek independent advice. You assume all risks associated with use of the data provided on this page.

# Race Results

May 11, 2018, Race 4, CLARK BOYCE LAWYERS PACE, Distance 2600m, Addington - Survey 3200m

Result	TAB no.	Horse (Barrier)	2200m to	2000m to	1800m to	1600m to	1400m to	1200m to	1000m to	800m to	600m to	400m to	200m to	Total or	Margin
4th	8	Hayden's Meddl... (8)	2000m	1800m	1600m	1400m	1200m	1000m	800m	600m	400m	200m	WP	Average	
		Position in running (margin)	14(19.1)	14(17.9)	14(17.9)	14(17.5)	14(17.4)	14(14.4)	15(16.1)	15(16.0)	15(15.3)	15(14.8)	11(7.2)		3.30
		Sectional time (s)	15.71	14.89	15.01	15.03	14.01	15.72	14.80	14.03	14.37	13.66	13.83		
		Cumulative time (s)	161.06	145.35	130.46	115.45	100.42	86.41	70.69	55.89	41.86	27.49	13.83	3:14.94	
		Speed (m/s)	12.73	13.43	13.32	13.31	14.28	12.72	13.51	14.26	13.92	14.64	14.46	13.34	
		Stride length (m)	5.83	6.01	6.00	5.98	6.42	5.88	6.16	6.35	6.12	6.33	6.47	5.98	
		Stride duration (s)	0.458	0.448	0.450	0.450	0.450	0.462	0.456	0.446	0.440	0.432	0.448	0.449	
		Stride efficiency (%)	53.05	56.52	56.33	55.94	64.47	54.06	59.26	63.07	58.52	62.60	65.48	55.93	
		Stride count	34.33	33.26	33.31	33.43	31.14	34.00	32.48	31.48	32.68	31.60	30.90	434.61	



Note: Horizontal distance axis grid lines are 200m furlongs.

#### Disclaimer.

HRNZ and NZMTC and Thoroughbred Ratings Pty Ltd accepts no responsibility for the completeness or accuracy of any of the information contained herein, and makes no representations about its suitability for any particular purpose. Users should make their own judgements about those matters and/or seek independent advice. You assume all risks associated with use of the data provided on this page.



# Race Results



May 11, 2018, Race 4, CLARK BOYCE LAWYERS PACE, Distance 2600m, Addington - Survey 3200m

Result	TAB no.	Horse (Barrier)	2600 to	2400m to
5th	9	Tres Vite (9)	2400m	2200m
		Position in running (margin)	-	5(8.4)
		Sectional time (s)	16.74	15.73
		Cumulative time (s)	194.98	178.24
		Speed (m/s)	11.95	12.71
		Stride length (m)	5.79	6.00
		Stride duration (s)	0.471	0.472
		Stride efficiency (%)	52.42	56.19
		Stride count	34.53	33.35

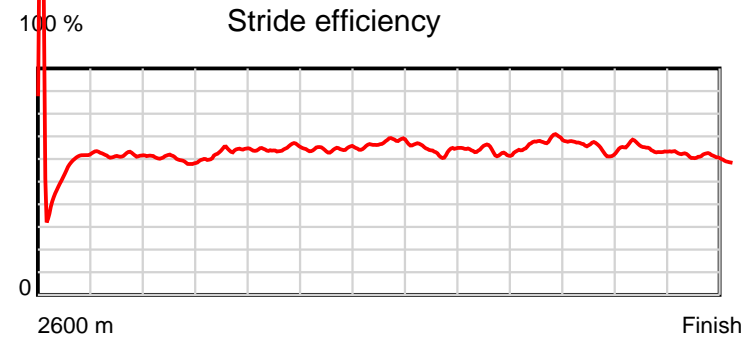
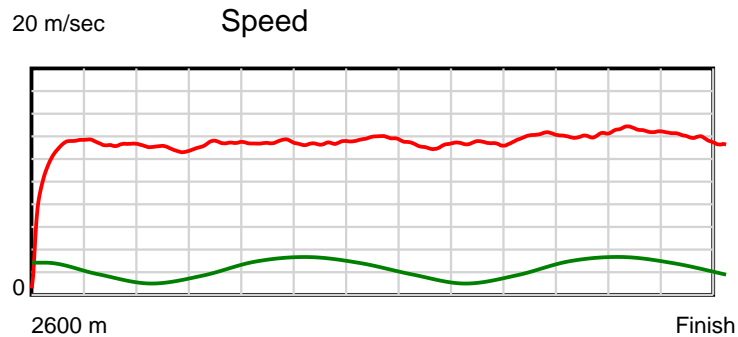
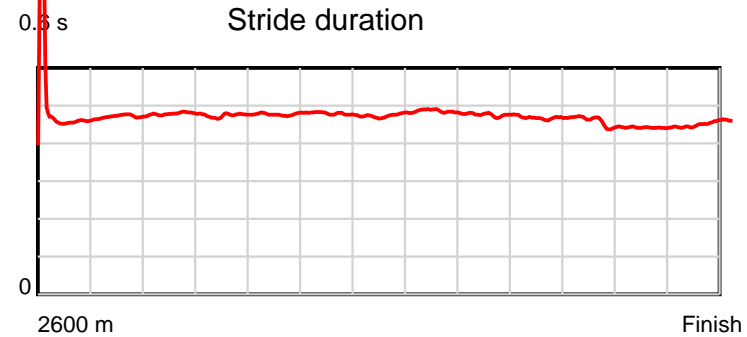
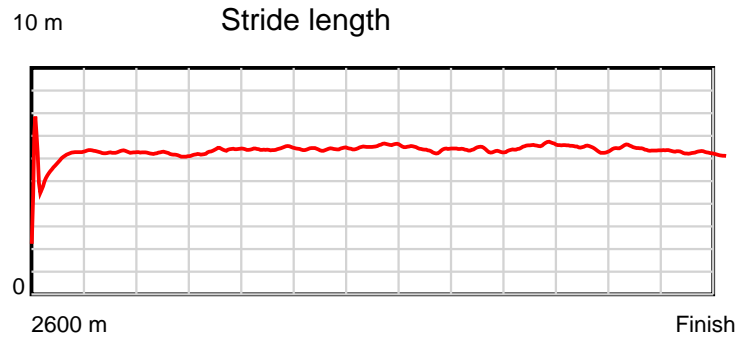
#### Disclaimer.

HRNZ and NZMTC and Thoroughbred Ratings Pty Ltd accepts no responsibility for the completeness or accuracy of any of the information contained herein, and makes no representations about its suitability for any particular purpose. Users should make their own judgements about those matters and/or seek independent advice. You assume all risks associated with use of the data provided on this page.

# Race Results

May 11, 2018, Race 4, CLARK BOYCE LAWYERS PACE, Distance 2600m, Addington - Survey 3200m

Result	TAB no.	Horse (Barrier)	2200m to	2000m to	1800m to	1600m to	1400m to	1200m to	1000m to	800m to	600m to	400m to	200m to	Total or	Margin
5th	9	Tres Vite (9)	2000m	1800m	1600m	1400m	1200m	1000m	800m	600m	400m	200m	WP	Average	
		Position in running (margin)	7(10.1)	7(7.9)	7(6.5)	9(8.9)	7(8.2)	7(5.7)	7(7.6)	7(7.1)	7(6.6)	7(7.4)	4(2.9)		3.50
		Sectional time (s)	15.54	14.65	15.48	14.93	14.08	15.77	14.74	14.04	14.59	14.17	14.52		
		Cumulative time (s)	162.51	146.97	132.32	116.84	101.91	87.83	72.06	57.32	43.28	28.69	14.52	3:14.98	
		Speed (m/s)	12.87	13.65	12.92	13.40	14.20	12.68	13.57	14.25	13.71	14.11	13.77	13.33	
		Stride length (m)	6.17	6.47	6.17	6.40	6.75	6.15	6.44	6.65	6.21	6.24	6.26	6.27	
		Stride duration (s)	0.479	0.474	0.478	0.478	0.475	0.485	0.474	0.467	0.453	0.442	0.455	0.471	
		Stride efficiency (%)	59.39	65.40	59.51	64.00	71.21	59.09	64.74	69.12	60.24	60.85	61.23	61.52	
		Stride count	32.44	30.91	32.41	31.25	29.63	32.52	31.07	30.07	32.21	32.05	31.95	414.39	



Note: Horizontal distance axis grid lines are 200m furlongs.

#### Disclaimer.

HRNZ and NZMTC and Thoroughbred Ratings Pty Ltd accepts no responsibility for the completeness or accuracy of any of the information contained herein, and makes no representations about its suitability for any particular purpose. Users should make their own judgements about those matters and/or seek independent advice. You assume all risks associated with use of the data provided on this page.



# Race Results



May 11, 2018, Race 4, CLARK BOYCE LAWYERS PACE, Distance 2600m, Addington - Survey 3200m

Result	TAB no.	Horse (Barrier)	2600 to	2400m to
6th	7	<b>Claus (7)</b>	<b>2400m</b>	<b>2200m</b>
		Position in running (margin)	-	6(8.5)
		Sectional time (s)	16.66	14.94
		Cumulative time (s)	195.02	178.36
		Speed (m/s)	12.01	13.39
		Stride length (m)	5.51	6.17
		Stride duration (s)	0.445	0.461
		Stride efficiency (%)	47.42	59.57
		Stride count	36.31	32.39

#### Disclaimer.

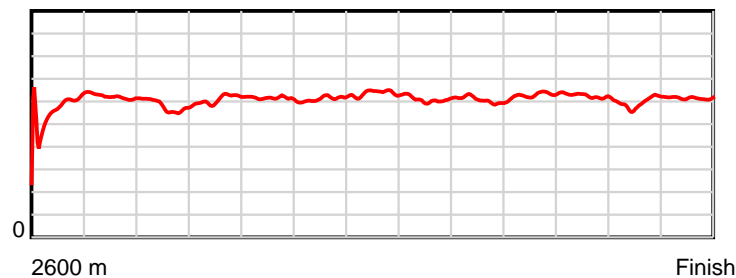
HRNZ and NZMTC and Thoroughbred Ratings Pty Ltd accepts no responsibility for the completeness or accuracy of any of the information contained herein, and makes no representations about its suitability for any particular purpose. Users should make their own judgements about those matters and/or seek independent advice. You assume all risks associated with use of the data provided on this page.

# Race Results

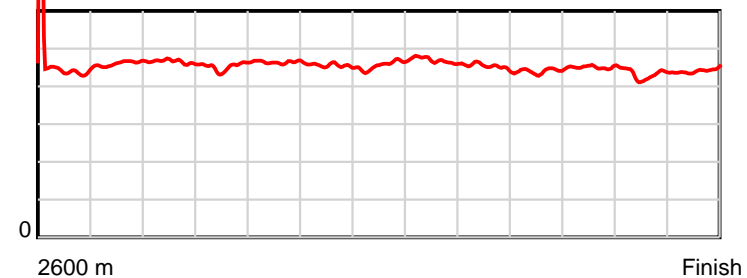
May 11, 2018, Race 4, CLARK BOYCE LAWYERS PACE, Distance 2600m, Addington - Survey 3200m

Result	TAB no.	Horse (Barrier)	2200m to	2000m to	1800m to	1600m to	1400m to	1200m to	1000m to	800m to	600m to	400m to	200m to	Total or	Margin
6th	7	Claus (7)	2000m	1800m	1600m	1400m	1200m	1000m	800m	600m	400m	200m	WP	Average	
		Position in running (margin)	5(5.5)	6(6.3)	6(6.0)	6(6.3)	6(6.5)	6(5.6)	6(6.2)	6(6.2)	6(5.7)	6(5.5)	7(4.1)		3.70
		Sectional time (s)	16.05	14.84	15.13	15.06	14.37	15.53	14.82	14.06	14.42	14.69	14.45		
		Cumulative time (s)	163.42	147.37	132.53	117.40	102.34	87.97	72.44	57.62	43.56	29.14	14.45	3:15.02	
		Speed (m/s)	12.46	13.48	13.22	13.28	13.92	12.88	13.50	14.22	13.87	13.61	13.84	13.33	
		Stride length (m)	5.79	6.11	6.14	6.05	6.36	6.04	6.10	6.28	6.25	5.89	6.12	6.05	
		Stride duration (s)	0.465	0.453	0.464	0.455	0.457	0.469	0.452	0.441	0.451	0.433	0.443	0.454	
		Stride efficiency (%)	52.41	58.28	58.87	57.15	63.19	56.94	58.12	61.63	61.05	54.23	58.62	57.27	
		Stride count	34.53	32.75	32.59	33.07	31.45	33.13	32.79	31.85	32.00	33.95	32.65	429.46	

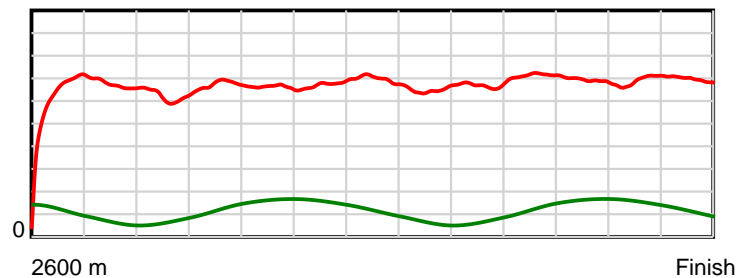
10 m Stride length



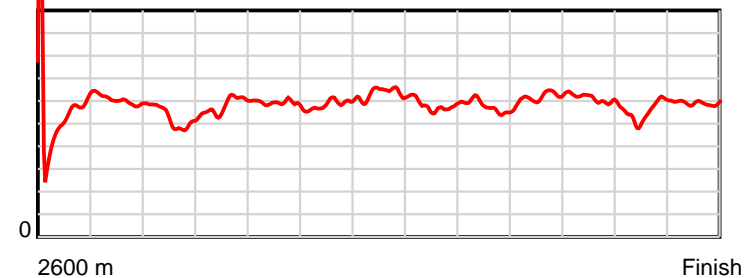
0.5 s Stride duration



20 m/sec Speed



100 % Stride efficiency



Note: Horizontal distance axis grid lines are 200m furlongs.

## Disclaimer.

HRNZ and NZMTC and Thoroughbred Ratings Pty Ltd accepts no responsibility for the completeness or accuracy of any of the information contained herein, and makes no representations about its suitability for any particular purpose. Users should make their own judgements about those matters and/or seek independent advice. You assume all risks associated with use of the data provided on this page.



# Race Results



May 11, 2018, Race 4, CLARK BOYCE LAWYERS PACE, Distance 2600m, Addington - Survey 3200m

Result	TAB no.	Horse (Barrier)	2600 to	2400m to
7th	15	<b>Every Option (13)</b>	<b>2400m</b>	<b>2200m</b>
		Position in running (margin)	-	14(19.6)
		Sectional time (s)	18.62	14.77
		Cumulative time (s)	195.27	176.65
		Speed (m/s)	10.74	13.54
		Stride length (m)	5.41	5.98
		Stride duration (s)	0.436	0.442
		Stride efficiency (%)	45.71	55.92
		Stride count	36.98	33.43

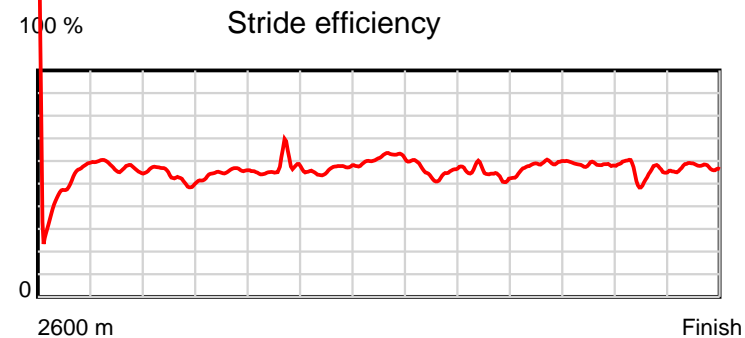
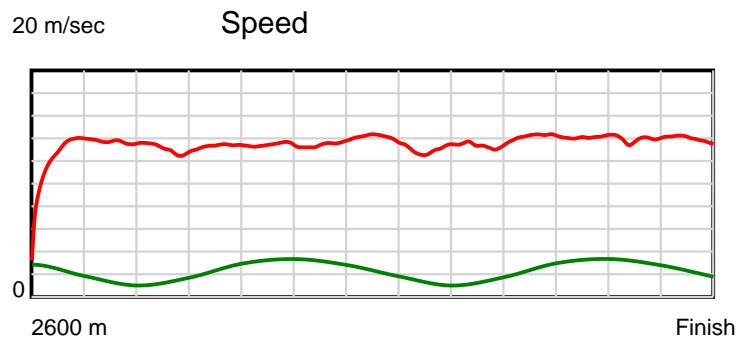
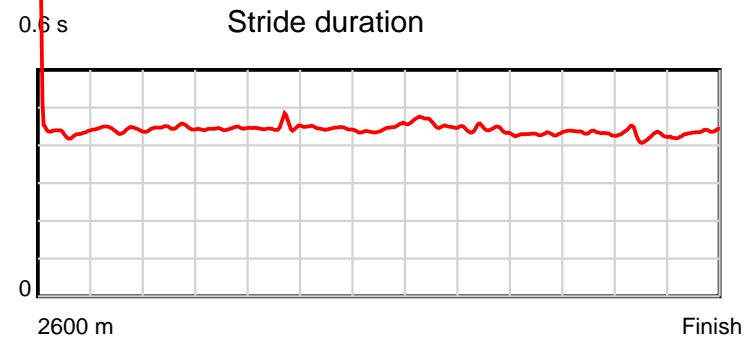
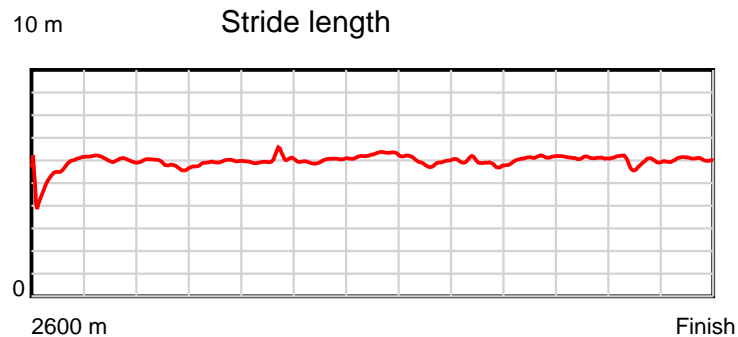
#### Disclaimer.

HRNZ and NZMTC and Thoroughbred Ratings Pty Ltd accepts no responsibility for the completeness or accuracy of any of the information contained herein, and makes no representations about its suitability for any particular purpose. Users should make their own judgements about those matters and/or seek independent advice. You assume all risks associated with use of the data provided on this page.

# Race Results

May 11, 2018, Race 4, CLARK BOYCE LAWYERS PACE, Distance 2600m, Addington - Survey 3200m

Result	TAB no.	Horse (Barrier)	2200m to	2000m to	1800m to	1600m to	1400m to	1200m to	1000m to	800m to	600m to	400m to	200m to	Total or	Margin
7th	15	<b>Every Option (13)</b>	<b>2000m</b>	<b>1800m</b>	<b>1600m</b>	<b>1400m</b>	<b>1200m</b>	<b>1000m</b>	<b>800m</b>	<b>600m</b>	<b>400m</b>	<b>200m</b>	<b>WP</b>	<b>Average</b>	
		Position in running (margin)	12(15.6)	11(11.4)	11(12.0)	11(10.8)	11(10.8)	10(9.2)	10(9.7)	11(10.1)	11(9.9)	10(8.6)	9(5.8)		5.10
		Sectional time (s)	15.22	14.98	14.87	15.04	14.24	15.53	14.89	14.11	14.24	14.45	14.31		
		Cumulative time (s)	161.88	146.66	131.68	116.81	101.77	87.53	72.00	57.11	43.00	28.76	14.31	3:15.27	
		Speed (m/s)	13.14	13.35	13.45	13.30	14.04	12.88	13.43	14.17	14.04	13.84	13.98	13.32	
		Stride length (m)	5.88	5.93	6.02	5.92	6.23	5.90	5.93	6.10	6.08	5.90	6.06	5.94	
		Stride duration (s)	0.447	0.444	0.447	0.445	0.444	0.458	0.441	0.430	0.433	0.427	0.434	0.446	
		Stride efficiency (%)	53.96	54.91	56.55	54.84	60.72	54.41	54.89	58.11	57.82	54.44	57.42	55.20	
		Stride count	34.03	33.74	33.25	33.76	32.09	33.90	33.74	32.80	32.88	33.88	32.99	437.47	



Note: Horizontal distance axis grid lines are 200m furlongs.

#### Disclaimer.

HRNZ and NZMTC and Thoroughbred Ratings Pty Ltd accepts no responsibility for the completeness or accuracy of any of the information contained herein, and makes no representations about its suitability for any particular purpose. Users should make their own judgements about those matters and/or seek independent advice. You assume all risks associated with use of the data provided on this page.



# Race Results



May 11, 2018, Race 4, CLARK BOYCE LAWYERS PACE, Distance 2600m, Addington - Survey 3200m

Result	TAB no.	Horse (Barrier)	2600 to	2400m to
8th	6	<b>Gucci Cavallo (6)</b>	<b>2400m</b>	<b>2200m</b>
		Position in running (margin)	-	1(0.0)
		Sectional time (s)	15.31	15.44
		Cumulative time (s)	195.29	179.98
		Speed (m/s)	13.06	12.95
		Stride length (m)	5.51	5.57
		Stride duration (s)	0.412	0.430
		Stride efficiency (%)	47.52	48.42
		Stride count	36.27	35.93

#### Disclaimer.

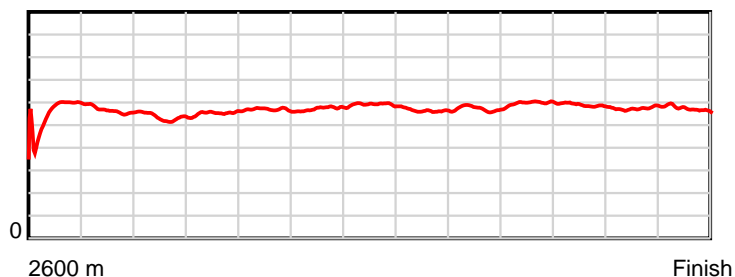
HRNZ and NZMTC and Thoroughbred Ratings Pty Ltd accepts no responsibility for the completeness or accuracy of any of the information contained herein, and makes no representations about its suitability for any particular purpose. Users should make their own judgements about those matters and/or seek independent advice. You assume all risks associated with use of the data provided on this page.

# Race Results

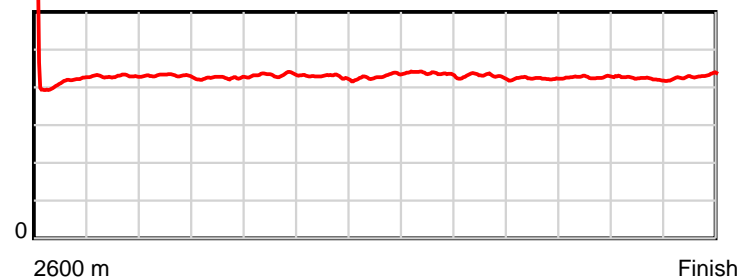
May 11, 2018, Race 4, CLARK BOYCE LAWYERS PACE, Distance 2600m, Addington - Survey 3200m

Result	TAB no.	Horse (Barrier)	2200m to	2000m to	1800m to	1600m to	1400m to	1200m to	1000m to	800m to	600m to	400m to	200m to	Total or	Margin
8th	6	<b>Gucci Cavallo (6)</b>	<b>2000m</b>	<b>1800m</b>	<b>1600m</b>	<b>1400m</b>	<b>1200m</b>	<b>1000m</b>	<b>800m</b>	<b>600m</b>	<b>400m</b>	<b>200m</b>	<b>WP</b>	<b>Average</b>	
		Position in running (margin)	1(0.0)	1(0.0)	3(2.5)	3(3.1)	2(2.4)	2(2.0)	3(2.7)	2(2.6)	2(2.2)	2(2.6)	2(1.9)		5.30
		Sectional time (s)	15.91	15.31	15.17	14.94	14.44	15.56	14.80	14.07	14.52	14.81	15.01		
		Cumulative time (s)	164.54	148.63	133.32	118.15	103.21	88.77	73.21	58.41	44.34	29.82	15.01	3:15.29	
		Speed (m/s)	12.57	13.06	13.18	13.39	13.85	12.85	13.51	14.21	13.77	13.50	13.32	13.31	
		Stride length (m)	5.42	5.54	5.71	5.73	5.95	5.61	5.80	6.02	5.88	5.72	5.72	5.70	
		Stride duration (s)	0.431	0.424	0.433	0.428	0.430	0.436	0.429	0.424	0.427	0.423	0.429	0.428	
		Stride efficiency (%)	45.95	48.04	50.98	51.30	55.41	49.17	52.59	56.60	54.04	51.05	51.16	50.81	
		Stride count	36.88	36.07	35.02	34.91	33.59	35.65	34.48	33.23	34.01	34.99	34.95	455.98	

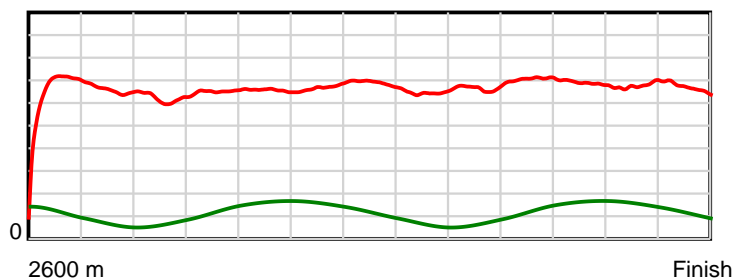
10 m Stride length



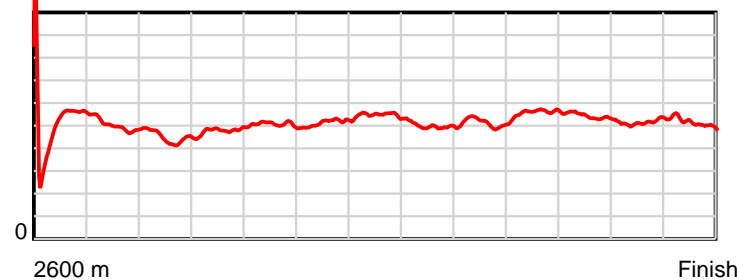
0.6 s Stride duration



20 m/sec Speed



100 % Stride efficiency



Note: Horizontal distance axis grid lines are 200m furlongs.

## Disclaimer.

HRNZ and NZMTC and Thoroughbred Ratings Pty Ltd accepts no responsibility for the completeness or accuracy of any of the information contained herein, and makes no representations about its suitability for any particular purpose. Users should make their own judgements about those matters and/or seek independent advice. You assume all risks associated with use of the data provided on this page.



# Race Results



May 11, 2018, Race 4, CLARK BOYCE LAWYERS PACE, Distance 2600m, Addington - Survey 3200m

Result	TAB no.	Horse (Barrier)	2600 to	2400m to
9th	12	<b>Black Art (10)</b>	<b>2400m</b>	<b>2200m</b>
		Position in running (margin)	-	10(14.4)
		Sectional time (s)	17.60	15.54
		Cumulative time (s)	195.37	177.77
		Speed (m/s)	11.36	12.87
		Stride length (m)	5.14	5.57
		Stride duration (s)	0.435	0.433
		Stride efficiency (%)	41.33	48.46
		Stride count	38.89	35.92

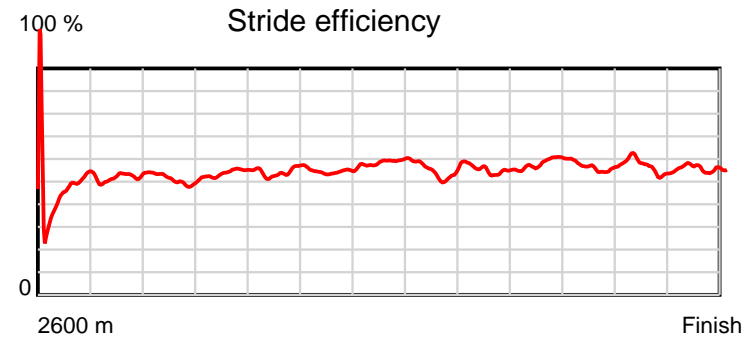
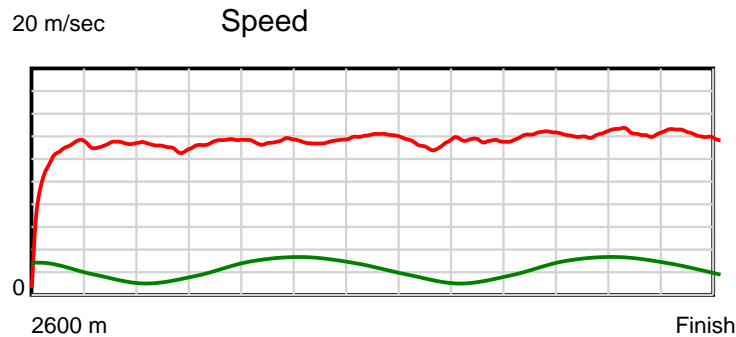
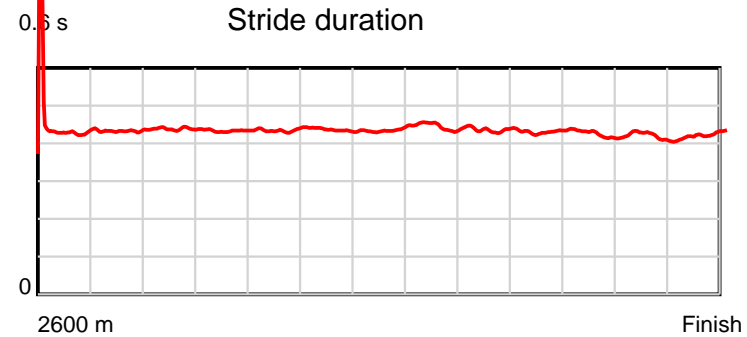
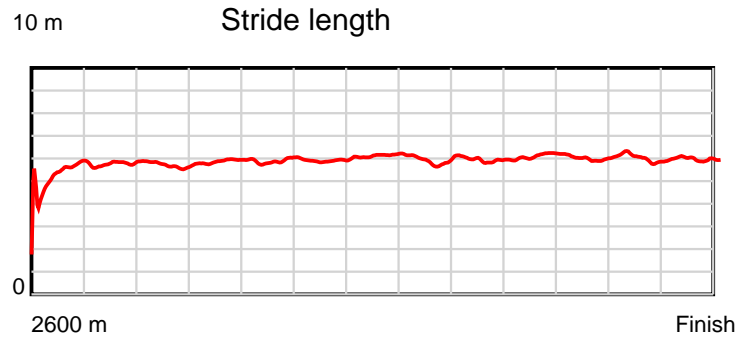
#### Disclaimer.

HRNZ and NZMTC and Thoroughbred Ratings Pty Ltd accepts no responsibility for the completeness or accuracy of any of the information contained herein, and makes no representations about its suitability for any particular purpose. Users should make their own judgements about those matters and/or seek independent advice. You assume all risks associated with use of the data provided on this page.

# Race Results

May 11, 2018, Race 4, CLARK BOYCE LAWYERS PACE, Distance 2600m, Addington - Survey 3200m

Result	TAB no.	Horse (Barrier)	2200m to	2000m to	1800m to	1600m to	1400m to	1200m to	1000m to	800m to	600m to	400m to	200m to	Total or	Margin
9th	12	Black Art (10)	2000m	1800m	1600m	1400m	1200m	1000m	800m	600m	400m	200m	WP	Average	
		Position in running (margin)	11(15.0)	12(13.0)	12(12.4)	12(12.5)	12(13.4)	12(11.5)	12(11.9)	12(11.8)	12(11.4)	12(10.8)	12(8.1)		5.70
		Sectional time (s)	15.58	14.78	15.09	15.20	14.19	15.52	14.81	14.07	14.35	14.47	14.17		
		Cumulative time (s)	162.23	146.65	131.87	116.78	101.58	87.39	71.87	57.06	42.99	28.64	14.17	3:15.37	
		Speed (m/s)	12.84	13.53	13.25	13.16	14.09	12.89	13.50	14.21	13.94	13.82	14.11	13.31	
		Stride length (m)	5.63	5.86	5.77	5.74	6.14	5.73	5.89	6.12	5.90	5.79	5.98	5.78	
		Stride duration (s)	0.439	0.433	0.435	0.436	0.436	0.444	0.436	0.431	0.424	0.419	0.424	0.434	
		Stride efficiency (%)	49.54	53.68	51.98	51.44	58.94	51.27	54.22	58.53	54.43	52.37	55.89	52.17	
		Stride count	35.52	34.12	34.68	34.86	32.56	34.92	33.95	32.68	33.89	34.55	33.44	449.98	



Note: Horizontal distance axis grid lines are 200m furlongs.

#### Disclaimer.

HRNZ and NZMTC and Thoroughbred Ratings Pty Ltd accepts no responsibility for the completeness or accuracy of any of the information contained herein, and makes no representations about its suitability for any particular purpose. Users should make their own judgements about those matters and/or seek independent advice. You assume all risks associated with use of the data provided on this page.



# Race Results



May 11, 2018, Race 4, CLARK BOYCE LAWYERS PACE, Distance 2600m, Addington - Survey 3200m

Result	TAB no.	Horse (Barrier)	2600 to	2400m to
10th	1	<b>Machsgain (1)</b>	<b>2400m</b>	<b>2200m</b>
		Position in running (margin)	-	7(10.4)
		Sectional time (s)	17.09	15.06
		Cumulative time (s)	195.47	178.38
		Speed (m/s)	11.70	13.28
		Stride length (m)	5.41	5.89
		Stride duration (s)	0.441	0.443
		Stride efficiency (%)	45.76	54.23
		Stride count	36.96	33.95

#### Disclaimer.

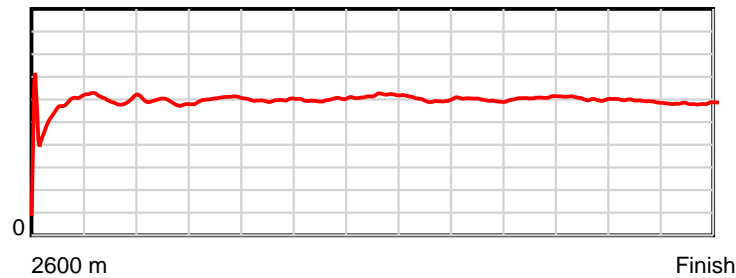
HRNZ and NZMTC and Thoroughbred Ratings Pty Ltd accepts no responsibility for the completeness or accuracy of any of the information contained herein, and makes no representations about its suitability for any particular purpose. Users should make their own judgements about those matters and/or seek independent advice. You assume all risks associated with use of the data provided on this page.

# Race Results

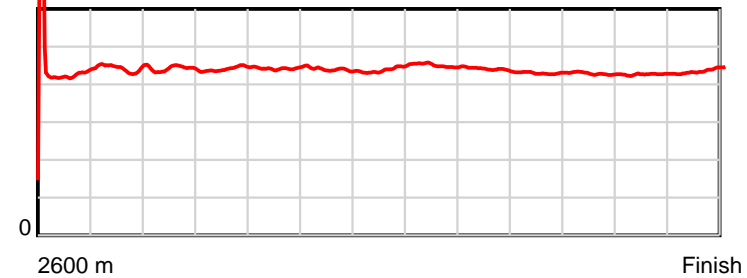
May 11, 2018, Race 4, CLARK BOYCE LAWYERS PACE, Distance 2600m, Addington - Survey 3200m

Result	TAB no.	Horse (Barrier)	2200m to	2000m to	1800m to	1600m to	1400m to	1200m to	1000m to	800m to	600m to	400m to	200m to	Total or	Margin
10th	1	<b>Machsgain (1)</b>	<b>2000m</b>	<b>1800m</b>	<b>1600m</b>	<b>1400m</b>	<b>1200m</b>	<b>1000m</b>	<b>800m</b>	<b>600m</b>	<b>400m</b>	<b>200m</b>	<b>WP</b>	<b>Average</b>	
		Position in running (margin)	6(8.1)	4(4.0)	2(2.5)	2(2.6)	3(2.8)	3(2.4)	2(2.4)	3(2.7)	3(3.0)	3(2.9)	3(2.6)		6.20
		Sectional time (s)	15.23	14.64	15.09	15.08	14.44	15.44	14.88	14.19	14.44	14.86	15.03		
		Cumulative time (s)	163.32	148.09	133.45	118.36	103.28	88.84	73.40	58.52	44.33	29.89	15.03	3:15.47	
		Speed (m/s)	13.13	13.66	13.25	13.26	13.85	12.95	13.44	14.09	13.85	13.46	13.31	13.30	
		Stride length (m)	5.80	6.03	5.86	5.82	6.09	5.83	5.91	6.05	5.93	5.74	5.82	5.86	
		Stride duration (s)	0.441	0.441	0.443	0.439	0.440	0.450	0.440	0.429	0.428	0.426	0.437	0.440	
		Stride efficiency (%)	52.51	56.74	53.75	53.00	57.95	53.12	54.57	57.25	55.02	51.45	52.90	53.58	
		Stride count	34.50	33.19	34.10	34.34	32.84	34.30	33.85	33.04	33.71	34.86	34.38	444.02	

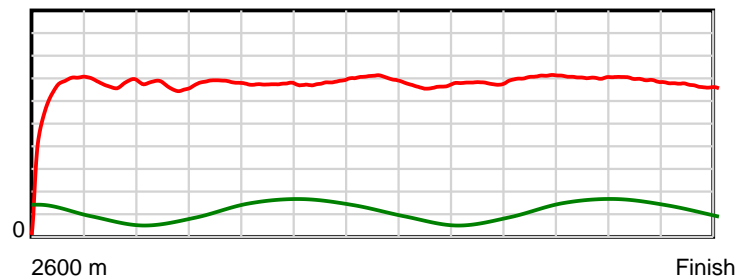
10 m Stride length



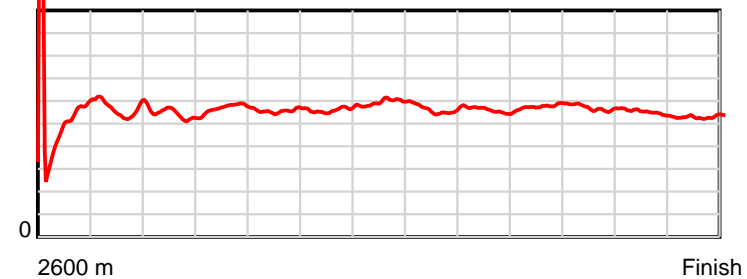
0.5 s Stride duration



20 m/sec Speed



100 % Stride efficiency



Note: Horizontal distance axis grid lines are 200m furlongs.

**Disclaimer.**

HRNZ and NZMTC and Thoroughbred Ratings Pty Ltd accepts no responsibility for the completeness or accuracy of any of the information contained herein, and makes no representations about its suitability for any particular purpose. Users should make their own judgements about those matters and/or seek independent advice. You assume all risks associated with use of the data provided on this page.



# Race Results



May 11, 2018, Race 4, CLARK BOYCE LAWYERS PACE, Distance 2600m, Addington - Survey 3200m

Result	TAB no.	Horse (Barrier)	2600 to	2400m to
11th	14	<b>Astuto (12)</b>	<b>2400m</b>	<b>2200m</b>
		Position in running (margin)	-	12(17.4)
		Sectional time (s)	18.03	15.40
		Cumulative time (s)	195.87	177.84
		Speed (m/s)	11.09	12.99
		Stride length (m)	4.94	5.43
		Stride duration (s)	0.415	0.418
		Stride efficiency (%)	38.12	46.06
		Stride count	40.50	36.84

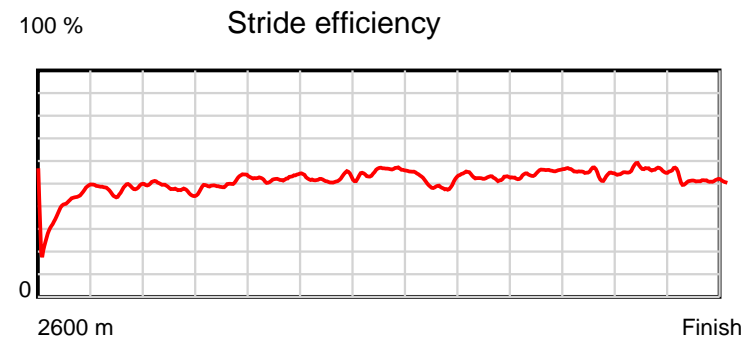
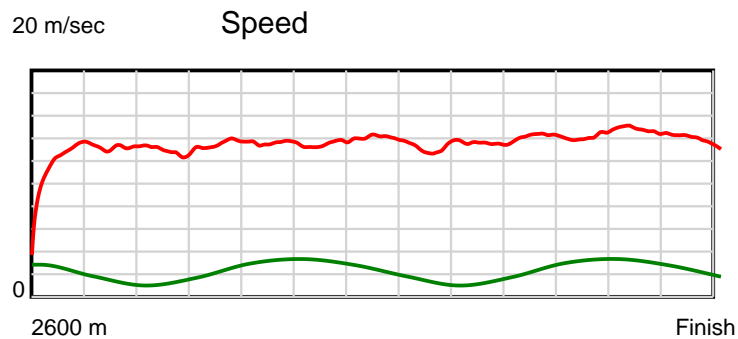
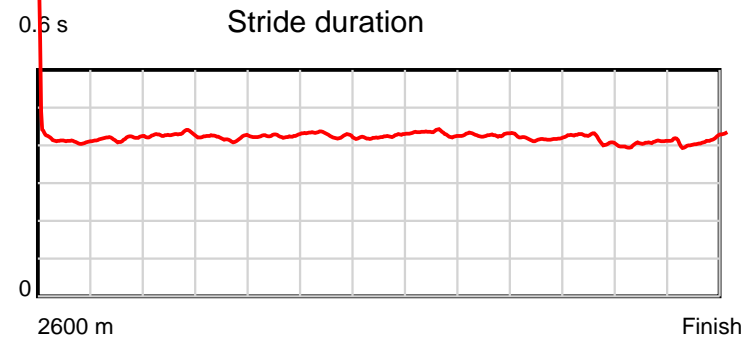
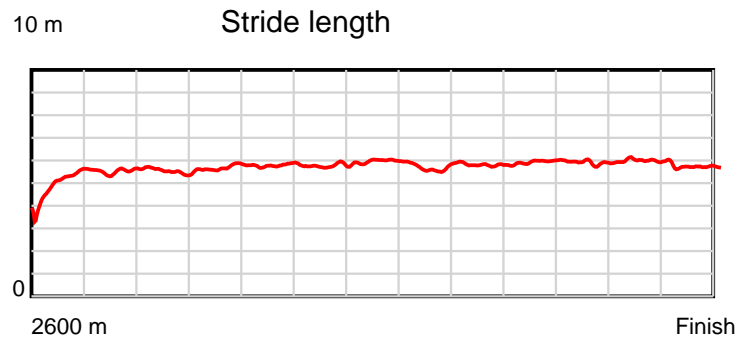
#### Disclaimer.

HRNZ and NZMTC and Thoroughbred Ratings Pty Ltd accepts no responsibility for the completeness or accuracy of any of the information contained herein, and makes no representations about its suitability for any particular purpose. Users should make their own judgements about those matters and/or seek independent advice. You assume all risks associated with use of the data provided on this page.

# Race Results

May 11, 2018, Race 4, CLARK BOYCE LAWYERS PACE, Distance 2600m, Addington - Survey 3200m

Result	TAB no.	Horse (Barrier)	2200m to	2000m to	1800m to	1600m to	1400m to	1200m to	1000m to	800m to	600m to	400m to	200m to	Total or	Margin
11th	14	Astuto (12)	2000m	1800m	1600m	1400m	1200m	1000m	800m	600m	400m	200m	WP	Average	
		Position in running (margin)	13(17.2)	13(15.5)	13(15.0)	13(14.0)	13(14.9)	13(13.3)	14(13.6)	14(13.6)	13(13.1)	14(12.5)	14(8.5)		8.50
		Sectional time (s)	15.63	14.82	14.90	15.19	14.24	15.50	14.81	14.06	14.35	14.25	14.69		
		Cumulative time (s)	162.44	146.81	131.99	117.09	101.90	87.66	72.16	57.35	43.29	28.94	14.69	3:15.87	
		Speed (m/s)	12.80	13.50	13.42	13.17	14.04	12.90	13.50	14.22	13.94	14.04	13.61	13.27	
		Stride length (m)	5.49	5.67	5.70	5.62	5.95	5.57	5.77	5.95	5.78	5.72	5.61	5.62	
		Stride duration (s)	0.429	0.420	0.425	0.427	0.424	0.432	0.427	0.418	0.415	0.408	0.412	0.423	
		Stride efficiency (%)	47.05	50.22	50.84	49.37	55.34	48.49	51.98	55.32	52.26	51.15	49.20	49.34	
		Stride count	36.45	35.28	35.06	35.58	33.61	35.90	34.68	33.61	34.58	34.96	35.64	462.69	



Note: Horizontal distance axis grid lines are 200m furlongs.

#### Disclaimer.

HRNZ and NZMTC and Thoroughbred Ratings Pty Ltd accepts no responsibility for the completeness or accuracy of any of the information contained herein, and makes no representations about its suitability for any particular purpose. Users should make their own judgements about those matters and/or seek independent advice. You assume all risks associated with use of the data provided on this page.



# Race Results



May 11, 2018, Race 4, CLARK BOYCE LAWYERS PACE, Distance 2600m, Addington - Survey 3200m

Result	TAB no.	Horse (Barrier)	2600 to	2400m to
12th	17	Pirate Bay (0)	2400m	2200m
		Position in running (margin)	-	15(41.1)
		Sectional time (s)	22.10	14.10
		Cumulative time (s)	196.07	173.97
		Speed (m/s)	9.05	14.18
		Stride length (m)	5.58	6.59
		Stride duration (s)	0.478	0.465
		Stride efficiency (%)	48.65	67.82
		Stride count	35.84	30.36

#### Disclaimer.

HRNZ and NZMTC and Thoroughbred Ratings Pty Ltd accepts no responsibility for the completeness or accuracy of any of the information contained herein, and makes no representations about its suitability for any particular purpose. Users should make their own judgements about those matters and/or seek independent advice. You assume all risks associated with use of the data provided on this page.

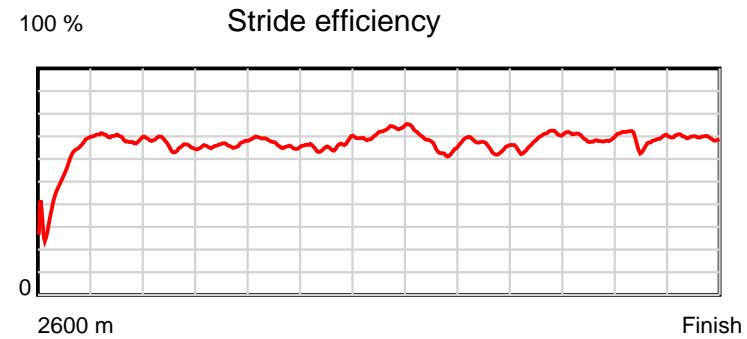
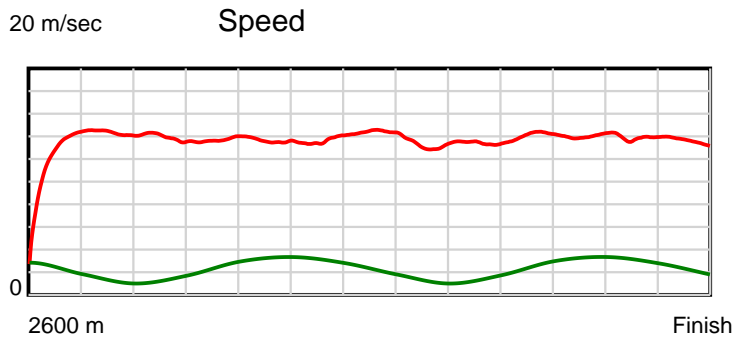
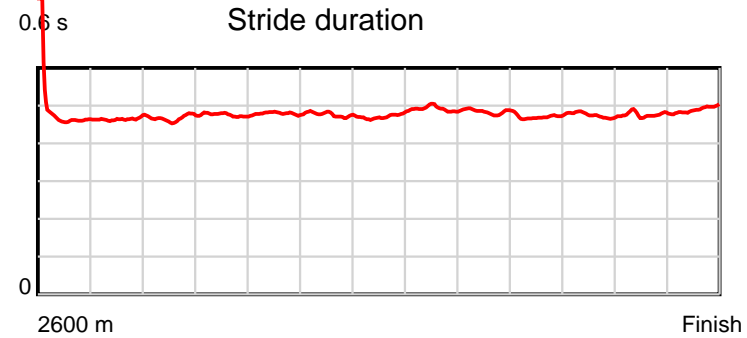
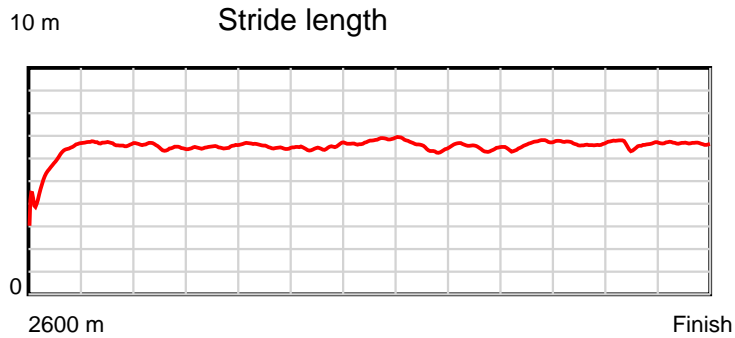


# Race Results



May 11, 2018, Race 4, CLARK BOYCE LAWYERS PACE, Distance 2600m, Addington - Survey 3200m

Result	TAB no.	Horse (Barrier)	2200m to	2000m to	1800m to	1600m to	1400m to	1200m to	1000m to	800m to	600m to	400m to	200m to	Total or	Margin
12th	17	Pirate Bay (0)	2000m	1800m	1600m	1400m	1200m	1000m	800m	600m	400m	200m	WP	Average	
		Position in running (margin)	15(33.1)	15(23.5)	15(22.0)	15(20.1)	15(18.4)	15(14.6)	13(13.1)	13(12.6)	14(13.2)	13(11.6)	13(8.3)		9.60
		Sectional time (s)	14.30	14.65	14.75	14.77	13.87	15.21	14.73	14.24	14.20	14.37	14.78		
		Cumulative time (s)	159.87	145.57	130.92	116.17	101.40	87.53	72.32	57.59	43.35	29.15	14.78	3:16.07	
		Speed (m/s)	13.99	13.65	13.56	13.54	14.42	13.15	13.58	14.04	14.08	13.92	13.53	13.26	
		Stride length (m)	6.53	6.49	6.50	6.45	6.81	6.46	6.57	6.60	6.68	6.63	6.67	6.49	
		Stride duration (s)	0.467	0.475	0.479	0.476	0.472	0.491	0.484	0.470	0.474	0.477	0.493	0.489	
		Stride efficiency (%)	66.54	65.81	65.99	65.00	72.40	65.28	67.52	68.04	69.66	68.77	69.49	65.82	
		Stride count	30.65	30.82	30.78	31.01	29.38	30.94	30.43	30.31	29.95	30.15	29.99	400.61	



Note: Horizontal distance axis grid lines are 200m furlongs.

#### Disclaimer.

HRNZ and NZMTC and Thoroughbred Ratings Pty Ltd accepts no responsibility for the completeness or accuracy of any of the information contained herein, and makes no representations about its suitability for any particular purpose. Users should make their own judgements about those matters and/or seek independent advice. You assume all risks associated with use of the data provided on this page.



# Race Results



May 11, 2018, Race 4, CLARK BOYCE LAWYERS PACE, Distance 2600m, Addington - Survey 3200m

Result	TAB no.	Horse (Barrier)	2600 to	2400m to
13th	3	<b>Vinny Gambini (3)</b>	<b>2400m</b>	<b>2200m</b>
		Position in running (margin)	-	9(13.7)
		Sectional time (s)	17.46	15.29
		Cumulative time (s)	196.33	178.87
		Speed (m/s)	11.46	13.08
		Stride length (m)	4.98	6.12
		Stride duration (s)	0.426	0.468
		Stride efficiency (%)	38.73	58.49
		Stride count	40.18	32.69

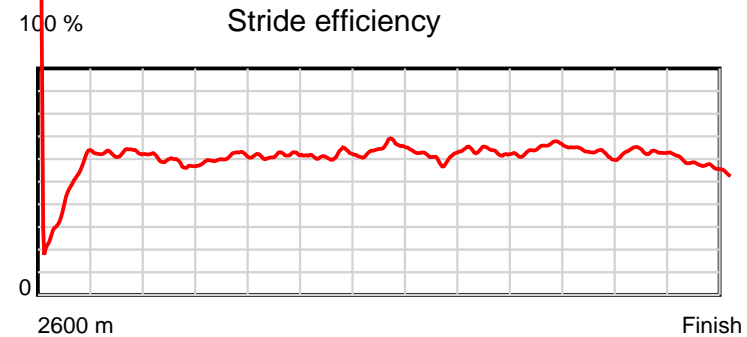
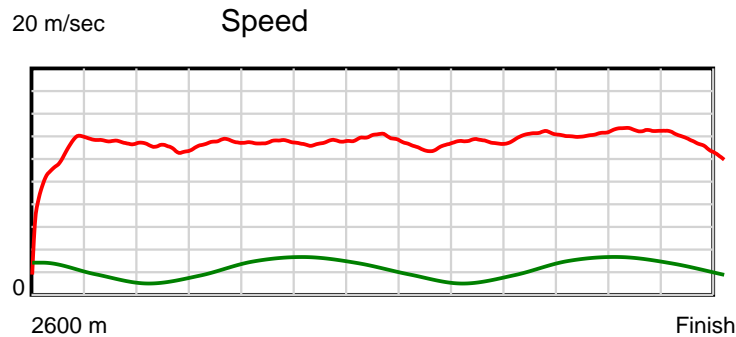
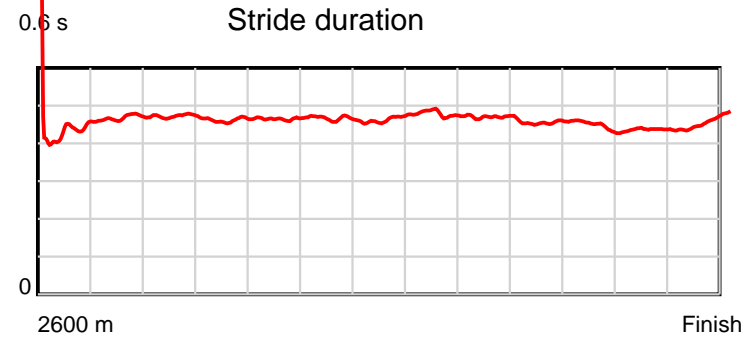
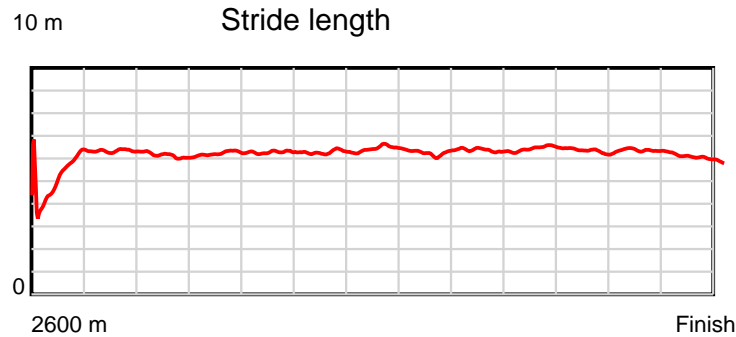
#### Disclaimer.

HRNZ and NZMTC and Thoroughbred Ratings Pty Ltd accepts no responsibility for the completeness or accuracy of any of the information contained herein, and makes no representations about its suitability for any particular purpose. Users should make their own judgements about those matters and/or seek independent advice. You assume all risks associated with use of the data provided on this page.

# Race Results

May 11, 2018, Race 4, CLARK BOYCE LAWYERS PACE, Distance 2600m, Addington - Survey 3200m

Result	TAB no.	Horse (Barrier)	2200m to	2000m to	1800m to	1600m to	1400m to	1200m to	1000m to	800m to	600m to	400m to	200m to	Total or	Margin
13th	3	<b>Vinny Gambini (3)</b>	<b>2000m</b>	<b>1800m</b>	<b>1600m</b>	<b>1400m</b>	<b>1200m</b>	<b>1000m</b>	<b>800m</b>	<b>600m</b>	<b>400m</b>	<b>200m</b>	<b>WP</b>	<b>Average</b>	
		Position in running (margin)	10(12.7)	10(10.8)	10(10.2)	10(10.1)	10(10.6)	11(9.2)	11(9.8)	10(9.9)	10(9.4)	11(9.5)	10(6.9)		11.00
		Sectional time (s)	15.59	14.80	15.05	15.14	14.27	15.55	14.83	14.06	14.48	14.50	15.31		
		Cumulative time (s)	163.58	147.99	133.19	118.14	103.00	88.73	73.18	58.35	44.29	29.81	15.31	3:16.33	
		Speed (m/s)	12.83	13.51	13.29	13.21	14.02	12.86	13.49	14.22	13.81	13.79	13.06	13.24	
		Stride length (m)	6.06	6.24	6.18	6.16	6.49	6.15	6.33	6.47	6.14	6.03	6.01	6.08	
		Stride duration (s)	0.472	0.462	0.465	0.466	0.463	0.478	0.469	0.455	0.445	0.437	0.460	0.459	
		Stride efficiency (%)	57.33	60.81	59.68	59.32	65.90	59.09	62.55	65.49	58.90	56.86	56.50	57.77	
		Stride count	33.02	32.06	32.36	32.46	30.80	32.53	31.61	30.89	32.58	33.16	33.26	427.60	



Note: Horizontal distance axis grid lines are 200m furlongs.

#### Disclaimer.

HRNZ and NZMTC and Thoroughbred Ratings Pty Ltd accepts no responsibility for the completeness or accuracy of any of the information contained herein, and makes no representations about its suitability for any particular purpose. Users should make their own judgements about those matters and/or seek independent advice. You assume all risks associated with use of the data provided on this page.



# Race Results



May 11, 2018, Race 4, CLARK BOYCE LAWYERS PACE, Distance 2600m, Addington - Survey 3200m

Result	TAB no.	Horse (Barrier)	2600 to	2400m to
14th	2	Nearis Green (2)	2400m	2200m
		Position in running (margin)	-	4(5.7)
		Sectional time (s)	16.22	15.21
		Cumulative time (s)	196.39	180.17
		Speed (m/s)	12.33	13.15
		Stride length (m)	5.67	6.22
		Stride duration (s)	0.451	0.473
		Stride efficiency (%)	50.16	60.50
		Stride count	35.30	32.14

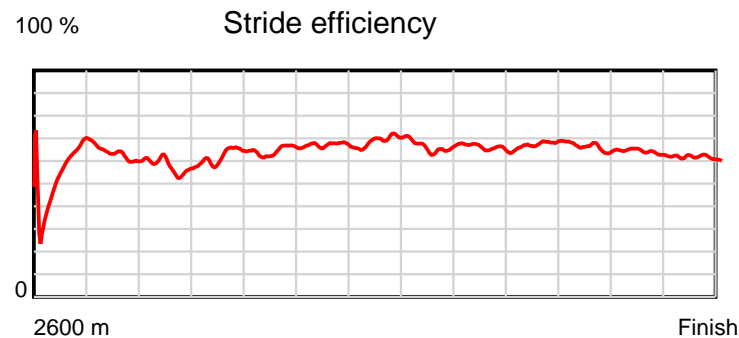
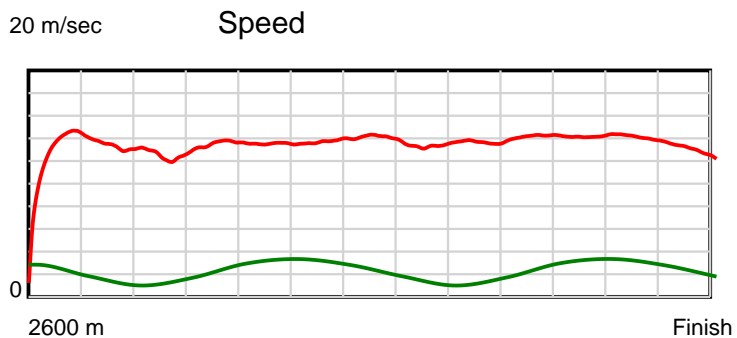
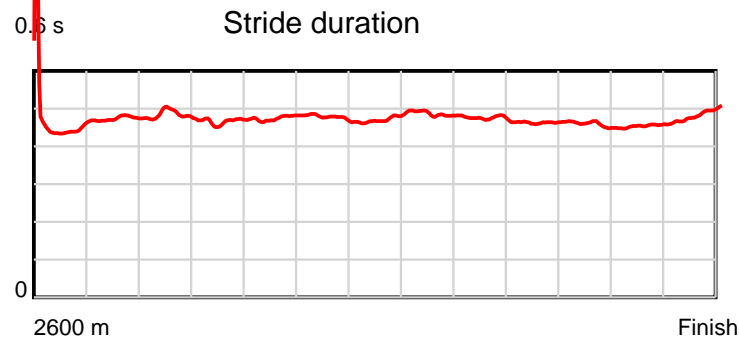
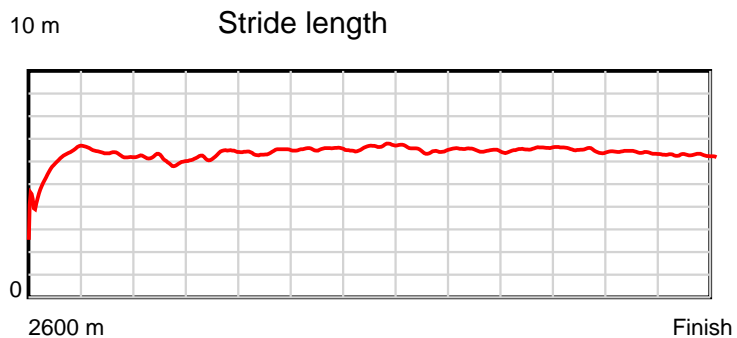
#### Disclaimer.

HRNZ and NZMTC and Thoroughbred Ratings Pty Ltd accepts no responsibility for the completeness or accuracy of any of the information contained herein, and makes no representations about its suitability for any particular purpose. Users should make their own judgements about those matters and/or seek independent advice. You assume all risks associated with use of the data provided on this page.

# Race Results

May 11, 2018, Race 4, CLARK BOYCE LAWYERS PACE, Distance 2600m, Addington - Survey 3200m

Result	TAB no.	Horse (Barrier)	2200m to	2000m to	1800m to	1600m to	1400m to	1200m to	1000m to	800m to	600m to	400m to	200m to	Total or	Margin
14th	2	Nearis Green (2)	2000m	1800m	1600m	1400m	1200m	1000m	800m	600m	400m	200m	WP	Average	
		Position in running (margin)	4(4.3)	5(4.7)	5(4.6)	5(5.2)	5(5.1)	5(3.8)	4(4.5)	5(4.6)	5(5.0)	5(5.0)	8(4.3)		11.40
		Sectional time (s)	15.98	14.86	15.18	15.03	14.29	15.56	14.85	14.19	14.47	14.81	15.74		
		Cumulative time (s)	164.96	148.98	134.12	118.94	103.91	89.62	74.06	59.21	45.02	30.55	15.74	3:16.39	
		Speed (m/s)	12.52	13.46	13.18	13.31	14.00	12.85	13.47	14.09	13.82	13.50	12.71	13.24	
		Stride length (m)	6.07	6.27	6.26	6.35	6.60	6.25	6.39	6.52	6.33	6.15	6.19	6.24	
		Stride duration (s)	0.485	0.466	0.475	0.477	0.472	0.487	0.474	0.463	0.458	0.455	0.487	0.472	
		Stride efficiency (%)	57.54	61.44	61.14	63.01	68.14	61.13	63.82	66.53	62.56	59.08	59.87	60.91	
		Stride count	32.96	31.90	31.97	31.50	30.29	31.98	31.30	30.65	31.61	32.53	32.31	416.44	



Note: Horizontal distance axis grid lines are 200m furlongs.

#### Disclaimer.

HRNZ and NZMTC and Thoroughbred Ratings Pty Ltd accepts no responsibility for the completeness or accuracy of any of the information contained herein, and makes no representations about its suitability for any particular purpose. Users should make their own judgements about those matters and/or seek independent advice. You assume all risks associated with use of the data provided on this page.



# Race Results



May 11, 2018, Race 4, CLARK BOYCE LAWYERS PACE, Distance 2600m, Addington - Survey 3200m

Result	TAB no.	Horse (Barrier)	2600 to	2400m to
15th	13	<b>Takitimu Expre... (11)</b>	<b>2400m</b>	<b>2200m</b>
		Position in running (margin)	-	11(16.5)
		Sectional time (s)	18.08	14.44
		Cumulative time (s)	197.25	179.17
		Speed (m/s)	11.06	13.85
		Stride length (m)	4.68	5.79
		Stride duration (s)	0.393	0.418
		Stride efficiency (%)	34.27	52.46
		Stride count	42.71	34.52

#### Disclaimer.

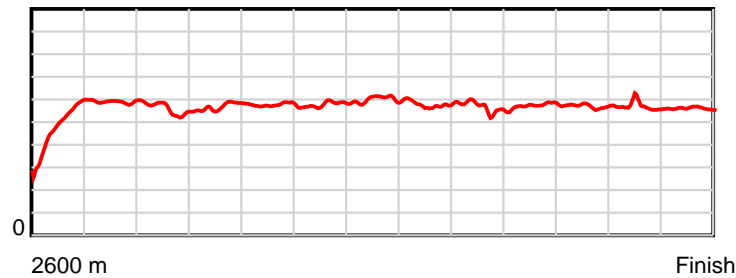
HRNZ and NZMTC and Thoroughbred Ratings Pty Ltd accepts no responsibility for the completeness or accuracy of any of the information contained herein, and makes no representations about its suitability for any particular purpose. Users should make their own judgements about those matters and/or seek independent advice. You assume all risks associated with use of the data provided on this page.

# Race Results

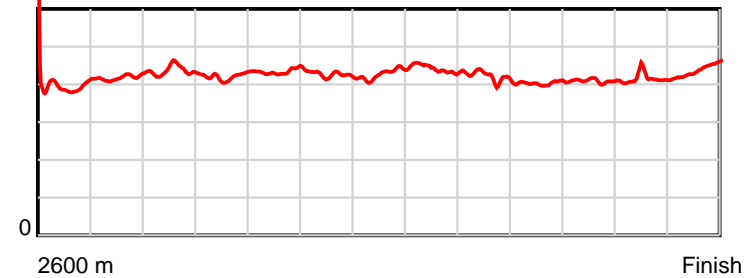
May 11, 2018, Race 4, CLARK BOYCE LAWYERS PACE, Distance 2600m, Addington - Survey 3200m

Result	TAB no.	Horse (Barrier)	2200m to	2000m to	1800m to	1600m to	1400m to	1200m to	1000m to	800m to	600m to	400m to	200m to	Total or	Margin
15th	13	Takitimu Expre... (11)	2000m	1800m	1600m	1400m	1200m	1000m	800m	600m	400m	200m	WP	Average	
		Position in running (margin)	8(10.5)	8(8.5)	8(8.0)	8(8.7)	8(8.3)	8(7.5)	9(8.4)	9(8.5)	8(7.7)	9(7.8)	15(8.8)		16.10
		Sectional time (s)	15.57	14.82	15.19	14.97	14.37	15.61	14.83	14.00	14.48	15.10	15.79		
		Cumulative time (s)	164.73	149.16	134.34	119.15	104.18	89.81	74.20	59.37	45.37	30.89	15.79	3:17.25	
		Speed (m/s)	12.85	13.50	13.17	13.36	13.92	12.81	13.49	14.29	13.81	13.25	12.67	13.18	
		Stride length (m)	5.61	5.68	5.72	5.69	5.96	5.65	5.65	5.75	5.66	5.47	5.59	5.59	
		Stride duration (s)	0.437	0.421	0.434	0.426	0.429	0.441	0.419	0.403	0.410	0.413	0.441	0.424	
		Stride efficiency (%)	49.24	50.49	51.07	50.56	55.56	49.82	49.93	51.74	50.03	46.83	48.75	48.85	
		Stride count	35.63	35.19	34.99	35.16	33.54	35.42	35.38	34.76	35.35	36.54	35.81	465.00	

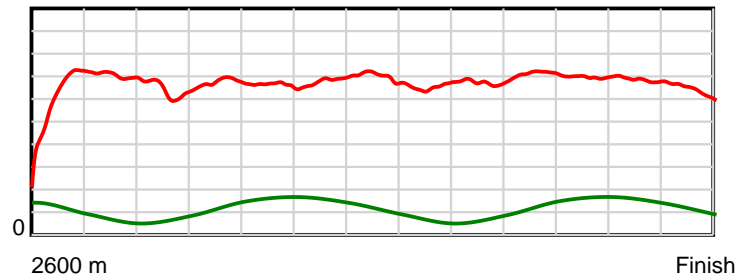
10 m Stride length



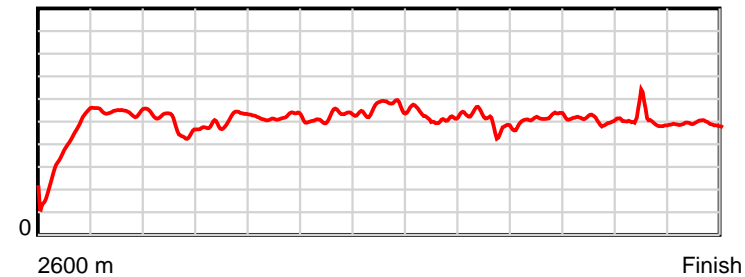
0.6 s Stride duration



20 m/sec Speed



100 % Stride efficiency



Note: Horizontal distance axis grid lines are 200m furlongs.

### Disclaimer.

HRNZ and NZMTC and Thoroughbred Ratings Pty Ltd accepts no responsibility for the completeness or accuracy of any of the information contained herein, and makes no representations about its suitability for any particular purpose. Users should make their own judgements about those matters and/or seek independent advice. You assume all risks associated with use of the data provided on this page.