



Race Results

NZ Metropolitan Trotting Club Inc, HRNZ, May 11, 2018

Compilation date: May 16, 2018, 11:51:54 AM (NZST)

Copyright © 2018 HRNZ and NZMTC. All rights reserved.

Trademarks.

StrideMASTER is a registered trademark of Thoroughbred Ratings Pty Ltd.

Disclaimer.

HRNZ and NZMTC and Thoroughbred Ratings Pty Ltd accepts no responsibility for the completeness or accuracy of any of the information contained herein, and makes no representations about its suitability for any particular purpose. Users should make their own judgements about those matters and/or seek independent advice. You assume all risks associated with use of the data provided on this page.



Race Results



May 11, 2018, Race 5, HARAS des TROTTEURS SIRES STAKES AGED TROTTERS CLASSIC (HCP), Distance 2600m, Addington - Survey 3200m

Result	TAB no.	Horse (Barrier)	2600 to	2400m to
1st	15	Habibi Inta (5)	2400m	2200m
		Position in running (margin)	-	7(8.6)
		Sectional time (s)	18.72	15.54
		Cumulative time (s)	200.72	182.00
		Speed (m/s)	10.68	12.87
		Stride length (m)	5.93	6.13
		Stride duration (s)	0.471	0.477
		Stride efficiency (%)	54.97	58.76
		Stride count	33.72	32.61

Disclaimer.

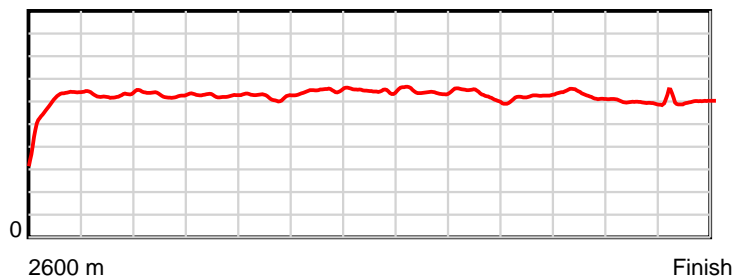
HRNZ and NZMTC and Thoroughbred Ratings Pty Ltd accepts no responsibility for the completeness or accuracy of any of the information contained herein, and makes no representations about its suitability for any particular purpose. Users should make their own judgements about those matters and/or seek independent advice. You assume all risks associated with use of the data provided on this page.

Race Results

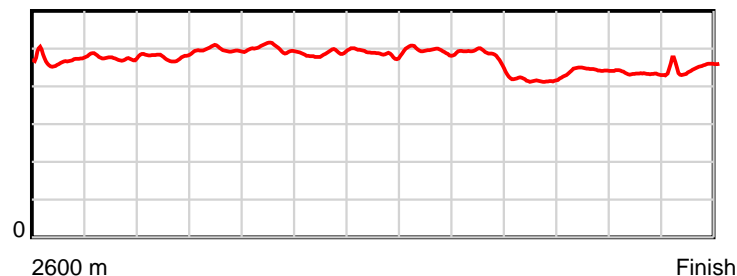
May 11, 2018, Race 5, HARAS des TROTTEURS SIRES STAKES AGED TROTTERS CLASSIC (HCP), Distance 2600m, Addington - Survey 3200m

Result	TAB no.	Horse (Barrier)	2200m to	2000m to	1800m to	1600m to	1400m to	1200m to	1000m to	800m to	600m to	400m to	200m to	Total or	Margin
1st	15	Habibi Inta (5)	2000m	1800m	1600m	1400m	1200m	1000m	800m	600m	400m	200m	WP	Average	
		Position in running (margin)	6(8.4)	6(9.2)	6(8.8)	8(7.1)	8(7.7)	9(8.5)	9(8.1)	7(5.8)	1(0.0)	1(0.0)	1(0.0)		0.00
		Sectional time (s)	15.33	15.85	16.39	15.38	15.03	15.65	15.31	13.33	14.39	14.71	15.09		
		Cumulative time (s)	166.46	151.13	135.28	118.89	103.51	88.48	72.83	57.52	44.19	29.80	15.09	3:20.72	
		Speed (m/s)	13.05	12.62	12.20	13.00	13.31	12.78	13.06	15.00	13.90	13.60	13.25	12.95	
		Stride length (m)	6.24	6.27	6.11	6.35	6.49	6.33	6.20	6.26	6.17	5.90	5.98	6.18	
		Stride duration (s)	0.479	0.497	0.501	0.488	0.488	0.495	0.475	0.417	0.444	0.434	0.451	0.477	
		Stride efficiency (%)	60.94	61.41	58.32	63.07	65.84	62.53	60.12	61.24	59.57	54.48	55.81	59.65	
		Stride count	32.03	31.90	32.74	31.48	30.81	31.62	32.24	31.95	32.39	33.87	33.47	420.83	

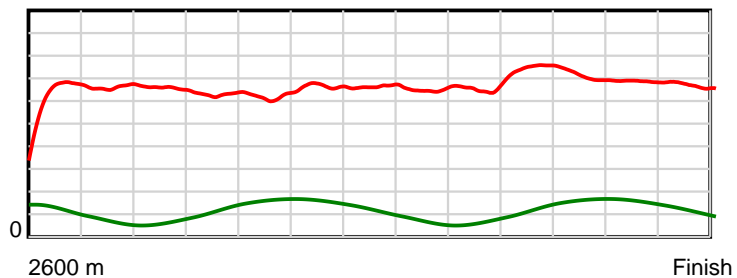
10 m Stride length



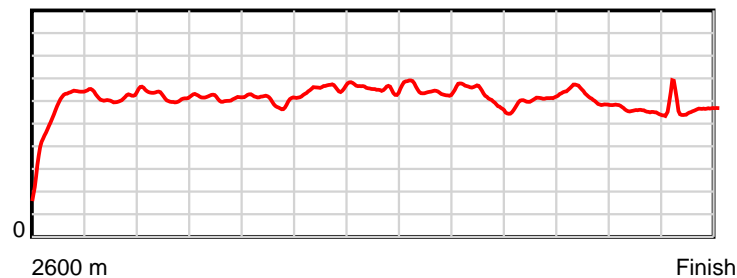
0.6 s Stride duration



20 m/sec Speed



100 % Stride efficiency



Note: Horizontal distance axis grid lines are 200m furlongs.

Disclaimer.

HRNZ and NZMTC and Thoroughbred Ratings Pty Ltd accepts no responsibility for the completeness or accuracy of any of the information contained herein, and makes no representations about its suitability for any particular purpose. Users should make their own judgements about those matters and/or seek independent advice. You assume all risks associated with use of the data provided on this page.



Race Results



May 11, 2018, Race 5, HARAS des TROTTEURS SIRES STAKES AGED TROTTERS CLASSIC (HCP), Distance 2600m, Addington - Survey 3200m

Result	TAB no.	Horse (Barrier)	2600 to 2400m	2400m to 2200m
2nd	7	Izmok (12)	2400m	2200m
		Position in running (margin)	-	2(2.2)
		Sectional time (s)	17.66	15.85
		Cumulative time (s)	201.08	183.42
		Speed (m/s)	11.32	12.62
		Stride length (m)	5.33	5.87
		Stride duration (s)	0.460	0.465
		Stride efficiency (%)	44.44	53.87
		Stride count	37.50	34.06

Disclaimer.

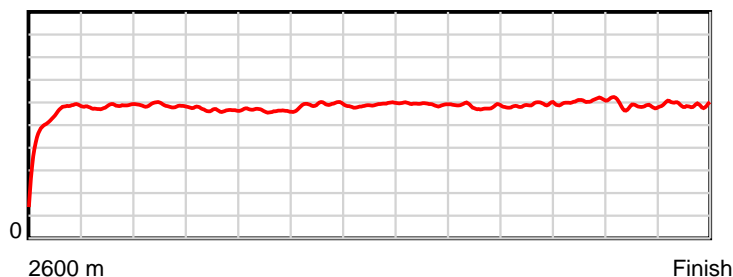
HRNZ and NZMTC and Thoroughbred Ratings Pty Ltd accepts no responsibility for the completeness or accuracy of any of the information contained herein, and makes no representations about its suitability for any particular purpose. Users should make their own judgements about those matters and/or seek independent advice. You assume all risks associated with use of the data provided on this page.

Race Results

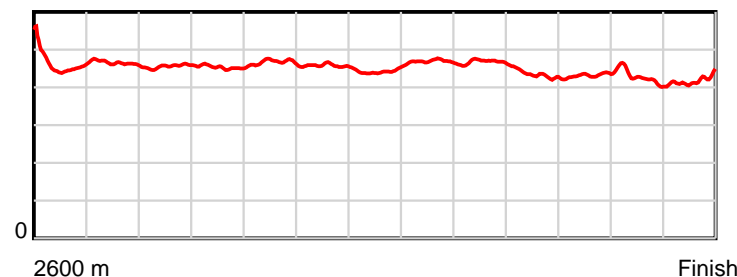
May 11, 2018, Race 5, HARAS des TROTTEURS SIRES STAKES AGED TROTTERS CLASSIC (HCP), Distance 2600m, Addington - Survey 3200m

Result	TAB no.	Horse (Barrier)	2200m to	2000m to	1800m to	1600m to	1400m to	1200m to	1000m to	800m to	600m to	400m to	200m to	Total or	Margin
2nd	7	Izmok (12)	2000m	1800m	1600m	1400m	1200m	1000m	800m	600m	400m	200m	WP	Average	
		Position in running (margin)	3(3.9)	3(4.6)	3(4.6)	4(4.1)	7(6.0)	6(6.0)	6(5.7)	8(6.0)	10(8.3)	9(8.1)	7(8.0)		2.00
		Sectional time (s)	15.32	15.94	16.57	15.61	14.89	15.66	15.74	14.68	14.35	14.70	14.11		
		Cumulative time (s)	167.57	152.25	136.31	119.74	104.13	89.24	73.58	57.84	43.16	28.81	14.11	3:21.08	
		Speed (m/s)	13.05	12.55	12.07	12.81	13.43	12.77	12.71	13.62	13.94	13.61	14.17	12.93	
		Stride length (m)	5.95	5.69	5.64	5.86	5.95	5.99	5.94	5.92	6.01	5.80	5.96	5.83	
		Stride duration (s)	0.456	0.453	0.467	0.457	0.443	0.469	0.467	0.435	0.432	0.427	0.421	0.451	
		Stride efficiency (%)	55.34	50.51	49.65	53.64	55.29	56.01	55.05	54.84	56.51	52.63	55.51	53.17	
		Stride count	33.61	35.18	35.48	34.14	33.62	33.41	33.70	33.76	33.26	34.46	33.56	445.74	

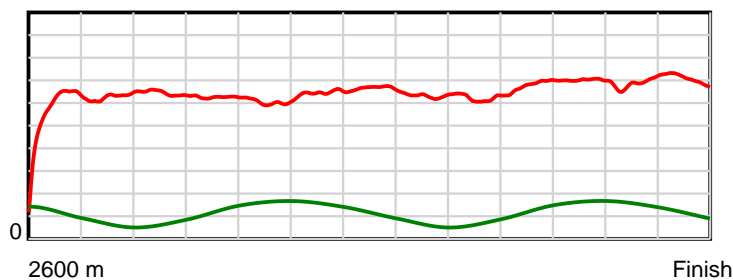
10 m Stride length



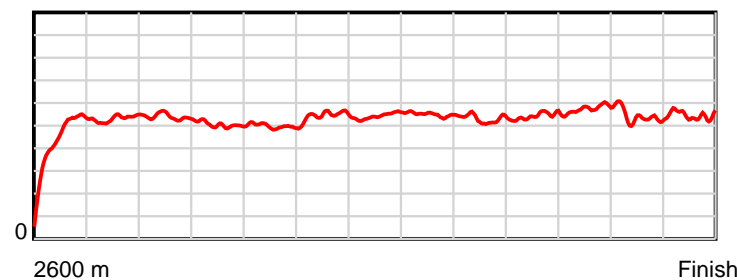
0.6 s Stride duration



20 m/sec Speed



100 % Stride efficiency



Note: Horizontal distance axis grid lines are 200m furlongs.

Disclaimer.

HRNZ and NZMTC and Thoroughbred Ratings Pty Ltd accepts no responsibility for the completeness or accuracy of any of the information contained herein, and makes no representations about its suitability for any particular purpose. Users should make their own judgements about those matters and/or seek independent advice. You assume all risks associated with use of the data provided on this page.



Race Results



May 11, 2018, Race 5, HARAS des TROTTEURS SIRES STAKES AGED TROTTERS CLASSIC (HCP), Distance 2600m, Addington - Survey 3200m

Result	TAB no.	Horse (Barrier)	2600 to	2400m to
3rd	13	Arran Chief (6)	2400m	2200m
		Position in running (margin)	-	3(4.0)
		Sectional time (s)	17.95	14.89
		Cumulative time (s)	201.26	183.31
		Speed (m/s)	11.14	13.43
		Stride length (m)	5.55	5.91
		Stride duration (s)	0.441	0.440
		Stride efficiency (%)	48.11	54.61
		Stride count	36.05	33.83

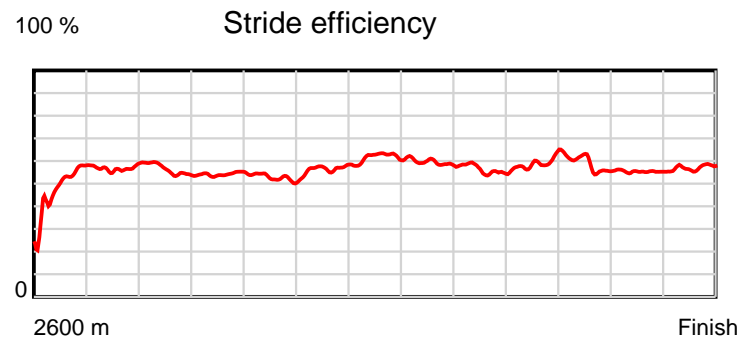
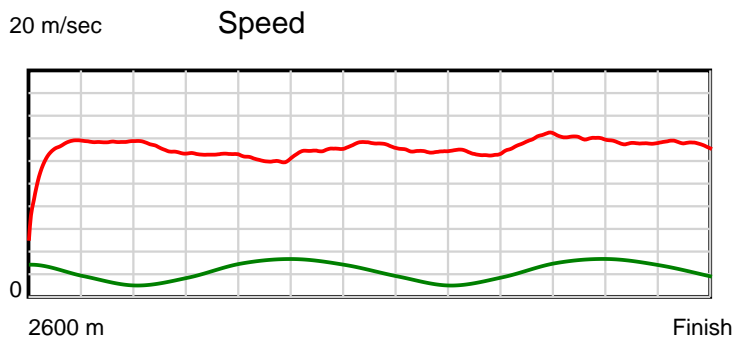
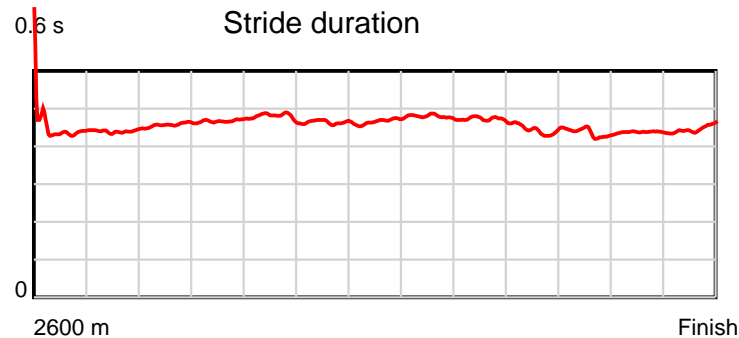
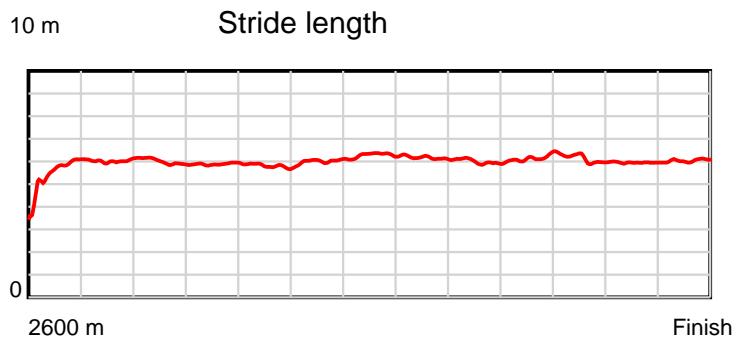
Disclaimer.

HRNZ and NZMTC and Thoroughbred Ratings Pty Ltd accepts no responsibility for the completeness or accuracy of any of the information contained herein, and makes no representations about its suitability for any particular purpose. Users should make their own judgements about those matters and/or seek independent advice. You assume all risks associated with use of the data provided on this page.

Race Results

May 11, 2018, Race 5, HARAS des TROTTEURS SIRES STAKES AGED TROTTERS CLASSIC (HCP), Distance 2600m, Addington - Survey 3200m

Result	TAB no.	Horse (Barrier)	2200m to	2000m to	1800m to	1600m to	1400m to	1200m to	1000m to	800m to	600m to	400m to	200m to	Total or	Margin
3rd	13	Arran Chief (6)	2000m	1800m	1600m	1400m	1200m	1000m	800m	600m	400m	200m	WP	Average	
		Position in running (margin)	1(0.0)	1(0.0)	1(0.0)	1(0.0)	2(1.9)	2(2.0)	2(2.0)	3(2.1)	4(3.2)	3(3.6)	3(4.3)		3.00
		Sectional time (s)	15.20	15.93	16.66	15.61	14.90	15.70	15.72	14.48	14.46	14.83	14.93		
		Cumulative time (s)	168.42	153.22	137.29	120.63	105.02	90.12	74.42	58.70	44.22	29.76	14.93	3:21.26	
		Speed (m/s)	13.16	12.55	12.00	12.81	13.42	12.74	12.72	13.81	13.83	13.49	13.40	12.92	
		Stride length (m)	6.02	5.87	5.76	5.95	6.26	6.10	6.00	6.14	6.02	5.91	6.01	5.96	
		Stride duration (s)	0.457	0.468	0.480	0.464	0.466	0.479	0.472	0.444	0.436	0.438	0.448	0.461	
		Stride efficiency (%)	56.60	53.90	51.80	55.24	61.29	58.20	56.34	58.87	56.68	54.52	56.40	55.44	
		Stride count	33.23	34.05	34.74	33.64	31.93	32.77	33.31	32.58	33.21	33.86	33.29	436.49	



Note: Horizontal distance axis grid lines are 200m furlongs.

Disclaimer.

HRNZ and NZMTC and Thoroughbred Ratings Pty Ltd accepts no responsibility for the completeness or accuracy of any of the information contained herein, and makes no representations about its suitability for any particular purpose. Users should make their own judgements about those matters and/or seek independent advice. You assume all risks associated with use of the data provided on this page.



Race Results



May 11, 2018, Race 5, HARAS des TROTTEURS SIRES STAKES AGED TROTTERS CLASSIC (HCP), Distance 2600m, Addington - Survey 3200m

Result	TAB no.	Horse (Barrier)	2600 to	2400m to
4th	16	Destiny Jones (2)	2400m	2200m
		Position in running (margin)	-	13(16.0)
		Sectional time (s)	19.92	16.40
		Cumulative time (s)	201.43	181.51
		Speed (m/s)	10.04	12.20
		Stride length (m)	5.98	6.07
		Stride duration (s)	0.477	0.498
		Stride efficiency (%)	55.88	57.56
		Stride count	33.44	32.95

Disclaimer.

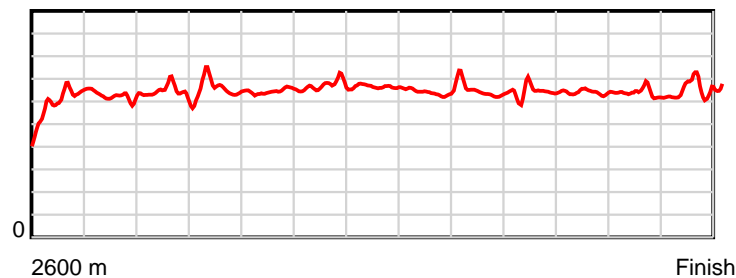
HRNZ and NZMTC and Thoroughbred Ratings Pty Ltd accepts no responsibility for the completeness or accuracy of any of the information contained herein, and makes no representations about its suitability for any particular purpose. Users should make their own judgements about those matters and/or seek independent advice. You assume all risks associated with use of the data provided on this page.

Race Results

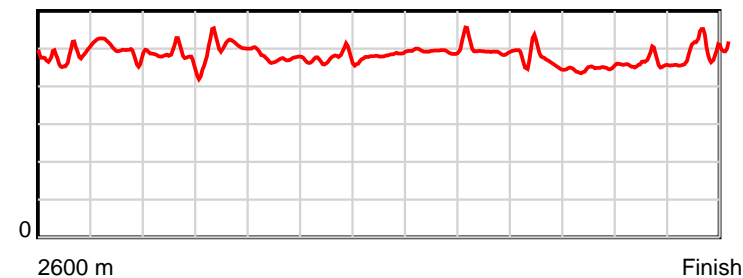
May 11, 2018, Race 5, HARAS des TROTTEURS SIRES STAKES AGED TROTTERS CLASSIC (HCP), Distance 2600m, Addington - Survey 3200m

Result	TAB no.	Horse (Barrier)	2200m to	2000m to	1800m to	1600m to	1400m to	1200m to	1000m to	800m to	600m to	400m to	200m to	Total or	Margin
4th	16	Destiny Jones (2)	2000m	1800m	1600m	1400m	1200m	1000m	800m	600m	400m	200m	WP	Average	
		Position in running (margin)	12(20.9)	12(20.3)	12(16.8)	9(8.1)	4(4.5)	3(3.1)	3(2.5)	2(1.3)	3(2.7)	2(3.3)	2(3.9)		4.00
		Sectional time (s)	15.10	15.34	15.22	14.69	14.65	15.61	15.48	14.54	14.49	14.80	15.19		
		Cumulative time (s)	165.11	150.01	134.67	119.45	104.76	90.11	74.50	59.02	44.48	29.99	15.19	3:21.43	
		Speed (m/s)	13.25	13.04	13.14	13.61	13.65	12.81	12.92	13.76	13.80	13.51	13.17	12.91	
		Stride length (m)	6.26	6.59	6.22	6.42	6.62	6.38	6.35	6.38	6.19	6.20	6.42	6.31	
		Stride duration (s)	0.473	0.506	0.473	0.471	0.485	0.498	0.492	0.464	0.448	0.459	0.487	0.489	
		Stride efficiency (%)	61.32	67.93	60.48	64.32	68.41	63.64	63.06	63.61	59.84	60.06	64.31	62.19	
		Stride count	31.93	30.33	32.15	31.17	30.23	31.34	31.48	31.35	32.32	32.26	31.18	412.13	

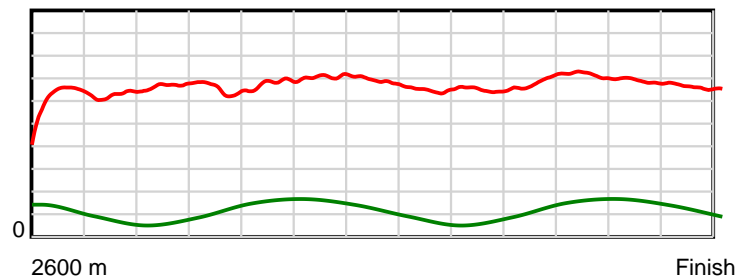
10 m Stride length



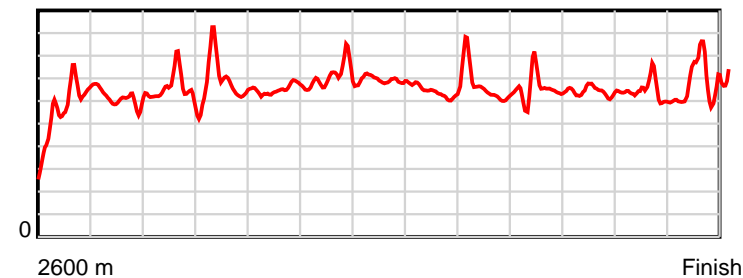
0.6 s Stride duration



20 m/sec Speed



100 % Stride efficiency



Note: Horizontal distance axis grid lines are 200m furlongs.

Disclaimer.

HRNZ and NZMTC and Thoroughbred Ratings Pty Ltd accepts no responsibility for the completeness or accuracy of any of the information contained herein, and makes no representations about its suitability for any particular purpose. Users should make their own judgements about those matters and/or seek independent advice. You assume all risks associated with use of the data provided on this page.



Race Results



May 11, 2018, Race 5, HARAS des TROTTEURS SIRES STAKES AGED TROTTERS CLASSIC (HCP), Distance 2600m, Addington - Survey 3200m

Result	TAB no.	Horse (Barrier)	2600 to	2400m to
5th	17	Monty Python (7)	2400m	2200m
		Position in running (margin)	-	11(13.7)
		Sectional time (s)	19.51	16.49
		Cumulative time (s)	201.51	182.00
		Speed (m/s)	10.25	12.13
		Stride length (m)	5.90	6.04
		Stride duration (s)	0.462	0.498
		Stride efficiency (%)	54.31	57.01
		Stride count	33.92	33.11

Disclaimer.

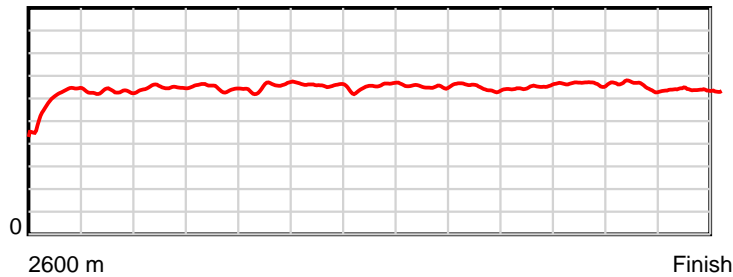
HRNZ and NZMTC and Thoroughbred Ratings Pty Ltd accepts no responsibility for the completeness or accuracy of any of the information contained herein, and makes no representations about its suitability for any particular purpose. Users should make their own judgements about those matters and/or seek independent advice. You assume all risks associated with use of the data provided on this page.

Race Results

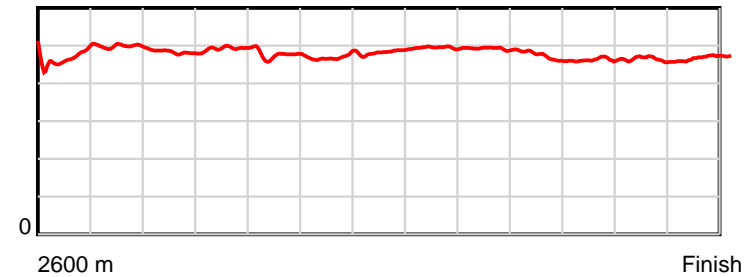
May 11, 2018, Race 5, HARAS des TROTTEURS SIRES STAKES AGED TROTTERS CLASSIC (HCP), Distance 2600m, Addington - Survey 3200m

Result	TAB no.	Horse (Barrier)	2200m to	2000m to	1800m to	1600m to	1400m to	1200m to	1000m to	800m to	600m to	400m to	200m to	Total or	Margin
5th	17	Monty Python (7)	2000m	1800m	1600m	1400m	1200m	1000m	800m	600m	400m	200m	WP	Average	
		Position in running (margin)	11(19.3)	11(18.6)	11(15.0)	7(6.7)	5(4.7)	5(4.6)	5(4.7)	4(3.7)	6(4.7)	6(5.8)	5(5.6)		4.40
		Sectional time (s)	15.09	15.33	15.27	14.96	14.88	15.72	15.52	14.48	14.56	14.68	15.02		
		Cumulative time (s)	165.51	150.42	135.09	119.82	104.86	89.98	74.26	58.74	44.26	29.70	15.02	3:21.51	
		Speed (m/s)	13.25	13.05	13.10	13.37	13.44	12.72	12.89	13.81	13.74	13.62	13.32	12.90	
		Stride length (m)	6.39	6.44	6.22	6.28	6.52	6.29	6.33	6.48	6.35	6.32	6.25	6.29	
		Stride duration (s)	0.482	0.493	0.475	0.470	0.485	0.495	0.491	0.469	0.462	0.464	0.470	0.487	
		Stride efficiency (%)	63.87	64.79	60.45	61.66	66.40	61.87	62.56	65.70	63.04	62.36	61.12	61.81	
		Stride count	31.28	31.06	32.16	31.84	30.68	31.78	31.61	30.84	31.49	31.66	31.98	413.41	

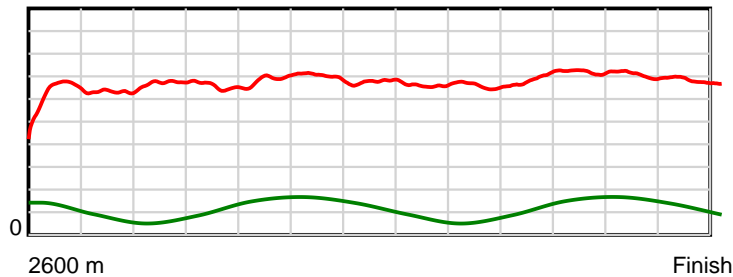
10 m Stride length



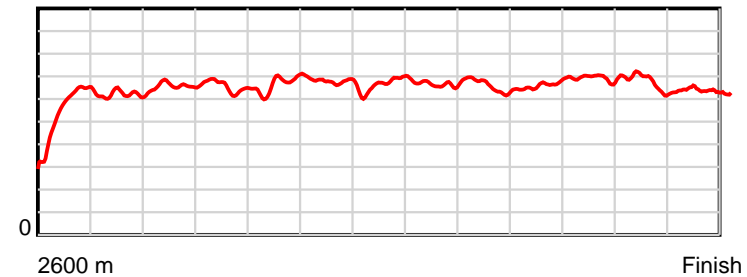
0.6 s Stride duration



20 m/sec Speed



100 % Stride efficiency



Note: Horizontal distance axis grid lines are 200m furlongs.

Disclaimer.

HRNZ and NZMTC and Thoroughbred Ratings Pty Ltd accepts no responsibility for the completeness or accuracy of any of the information contained herein, and makes no representations about its suitability for any particular purpose. Users should make their own judgements about those matters and/or seek independent advice. You assume all risks associated with use of the data provided on this page.



Race Results



May 11, 2018, Race 5, HARAS des TROTTEURS SIRES STAKES AGED TROTTERS CLASSIC (HCP), Distance 2600m, Addington - Survey 3200m

Result	TAB no.	Horse (Barrier)	2600 to	2400m to
6th	9	Miracle Rising (13)	2400m	2200m
		Position in running (margin)	-	4(4.1)
		Sectional time (s)	17.97	15.86
		Cumulative time (s)	201.59	183.62
		Speed (m/s)	11.13	12.61
		Stride length (m)	5.23	5.70
		Stride duration (s)	0.452	0.452
		Stride efficiency (%)	42.70	50.79
		Stride count	38.26	35.08

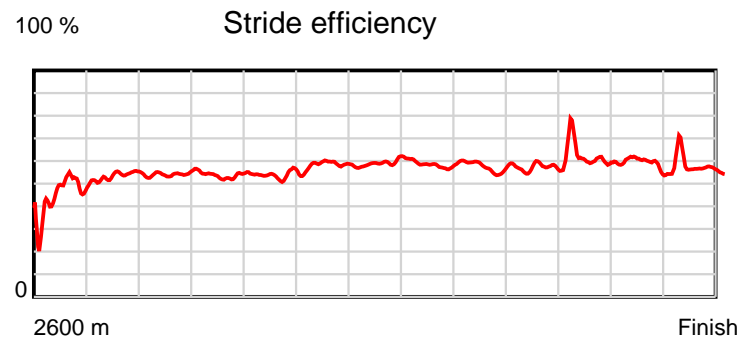
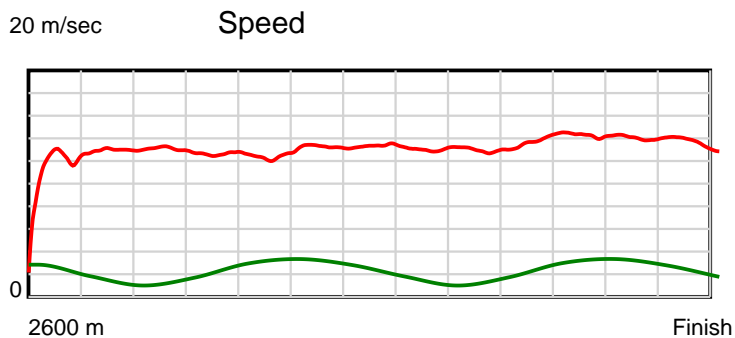
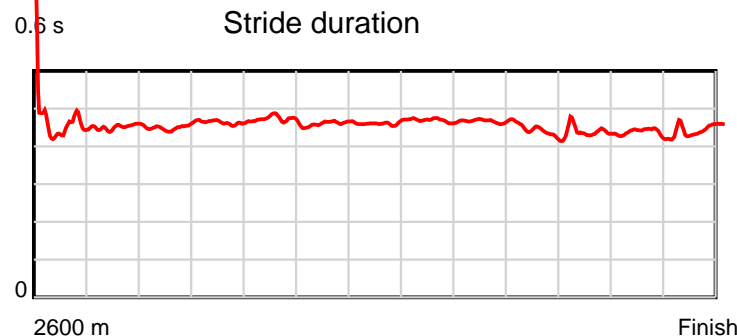
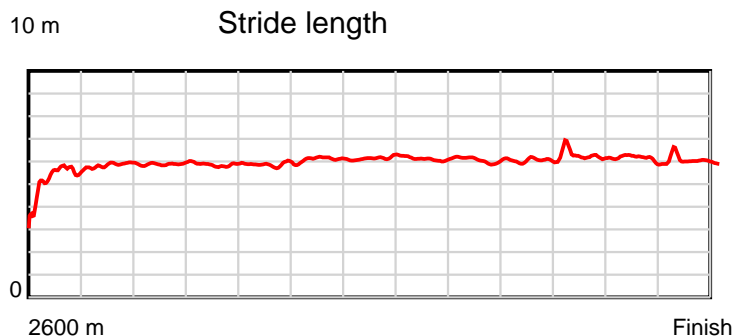
Disclaimer.

HRNZ and NZMTC and Thoroughbred Ratings Pty Ltd accepts no responsibility for the completeness or accuracy of any of the information contained herein, and makes no representations about its suitability for any particular purpose. Users should make their own judgements about those matters and/or seek independent advice. You assume all risks associated with use of the data provided on this page.

Race Results

May 11, 2018, Race 5, HARAS des TROTTEURS SIRES STAKES AGED TROTTERS CLASSIC (HCP), Distance 2600m, Addington - Survey 3200m

Result	TAB no.	Horse (Barrier)	2200m to	2000m to	1800m to	1600m to	1400m to	1200m to	1000m to	800m to	600m to	400m to	200m to	Total or	Margin
6th	9	Miracle Rising (13)	2000m	1800m	1600m	1400m	1200m	1000m	800m	600m	400m	200m	WP	Average	
		Position in running (margin)	4(5.8)	4(7.0)	4(6.6)	5(5.1)	6(5.9)	7(6.6)	7(6.3)	6(5.1)	8(6.2)	8(6.9)	6(7.0)		4.90
		Sectional time (s)	15.39	15.87	16.40	15.43	15.00	15.66	15.48	14.49	14.51	14.72	14.81		
		Cumulative time (s)	167.76	152.37	136.50	120.10	104.67	89.67	74.01	58.53	44.04	29.53	14.81	3:21.59	
		Speed (m/s)	13.00	12.60	12.20	12.96	13.33	12.77	12.92	13.80	13.78	13.59	13.50	12.90	
		Stride length (m)	5.85	5.84	5.75	5.98	6.16	5.99	6.04	6.04	6.03	5.91	6.03	5.88	
		Stride duration (s)	0.450	0.464	0.471	0.461	0.462	0.469	0.467	0.438	0.437	0.435	0.447	0.456	
		Stride efficiency (%)	53.44	53.35	51.58	55.85	59.21	56.02	56.92	57.03	56.76	54.53	56.87	53.98	
		Stride count	34.20	34.23	34.81	33.46	32.49	33.40	33.14	33.11	33.18	33.86	33.15	442.37	



Note: Horizontal distance axis grid lines are 200m furlongs.

Disclaimer.

HRNZ and NZMTC and Thoroughbred Ratings Pty Ltd accepts no responsibility for the completeness or accuracy of any of the information contained herein, and makes no representations about its suitability for any particular purpose. Users should make their own judgements about those matters and/or seek independent advice. You assume all risks associated with use of the data provided on this page.



Race Results



May 11, 2018, Race 5, HARAS des TROTTEURS SIRES STAKES AGED TROTTERS CLASSIC (HCP), Distance 2600m, Addington - Survey 3200m

Result	TAB no.	Horse (Barrier)	2600 to	2400m to
7th	12	All Lit Up (3)	2400m	2200m
		Position in running (margin)	-	5(6.9)
		Sectional time (s)	18.33	15.49
		Cumulative time (s)	202.06	183.73
		Speed (m/s)	10.91	12.91
		Stride length (m)	5.58	6.14
		Stride duration (s)	0.461	0.476
		Stride efficiency (%)	48.63	58.96
		Stride count	35.85	32.56

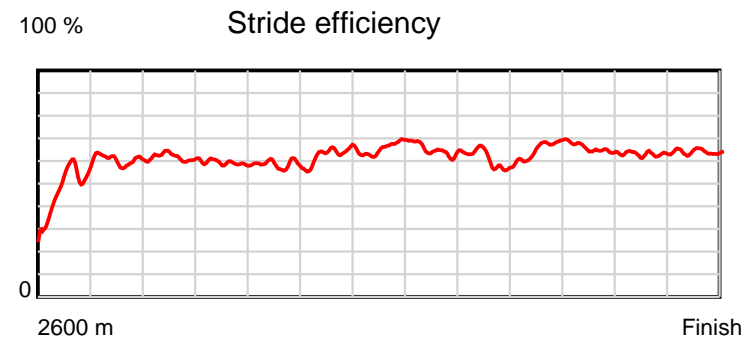
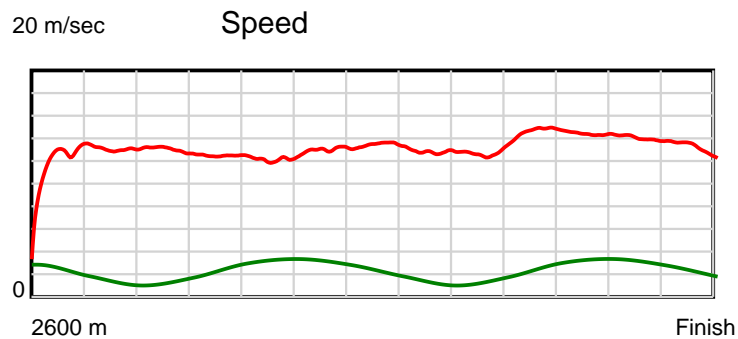
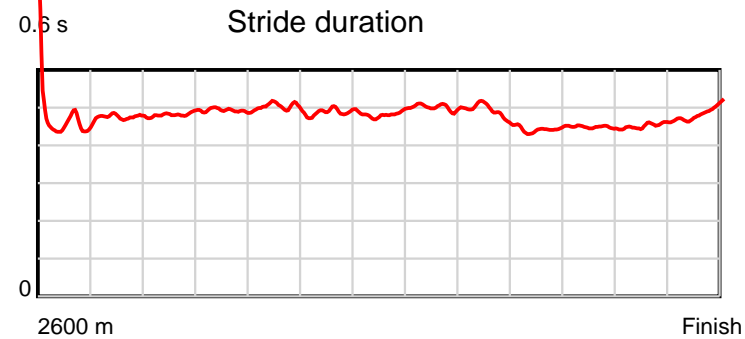
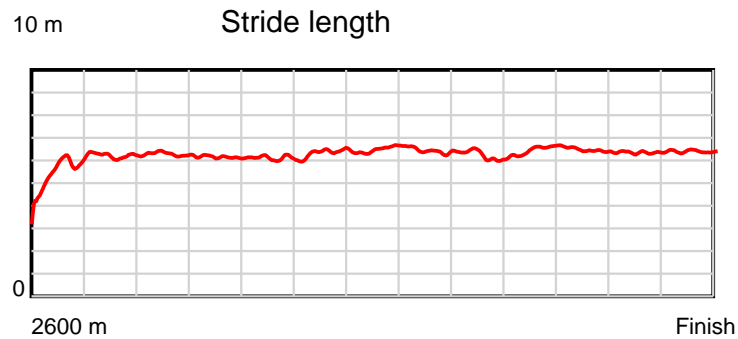
Disclaimer.

HRNZ and NZMTC and Thoroughbred Ratings Pty Ltd accepts no responsibility for the completeness or accuracy of any of the information contained herein, and makes no representations about its suitability for any particular purpose. Users should make their own judgements about those matters and/or seek independent advice. You assume all risks associated with use of the data provided on this page.

Race Results

May 11, 2018, Race 5, HARAS des TROTTEURS SIRES STAKES AGED TROTTERS CLASSIC (HCP), Distance 2600m, Addington - Survey 3200m

Result	TAB no.	Horse (Barrier)	2200m to	2000m to	1800m to	1600m to	1400m to	1200m to	1000m to	800m to	600m to	400m to	200m to	Total or	Margin
7th	12	All Lit Up (3)	2000m	1800m	1600m	1400m	1200m	1000m	800m	600m	400m	200m	WP	Average	
		Position in running (margin)	5(6.5)	5(7.0)	5(6.9)	6(6.5)	9(7.8)	8(7.9)	8(7.6)	9(7.6)	5(4.1)	4(4.7)	4(5.5)		7.50
		Sectional time (s)	15.28	15.92	16.58	15.51	14.91	15.65	15.68	13.73	14.49	14.84	15.65		
		Cumulative time (s)	168.24	152.96	137.04	120.46	104.95	90.04	74.39	58.71	44.98	30.49	15.65	3:22.06	
		Speed (m/s)	13.09	12.56	12.06	12.89	13.41	12.78	12.76	14.57	13.80	13.48	12.78	12.87	
		Stride length (m)	6.31	6.18	6.06	6.29	6.47	6.40	6.24	6.45	6.18	6.12	6.26	6.20	
		Stride duration (s)	0.483	0.492	0.503	0.488	0.483	0.501	0.489	0.442	0.447	0.455	0.490	0.482	
		Stride efficiency (%)	62.31	59.64	57.48	61.80	65.50	64.03	60.77	64.95	59.63	58.62	61.33	60.06	
		Stride count	31.67	32.37	32.98	31.80	30.89	31.24	32.07	31.02	32.38	32.65	31.92	419.40	



Note: Horizontal distance axis grid lines are 200m furlongs.

Disclaimer.

HRNZ and NZMTC and Thoroughbred Ratings Pty Ltd accepts no responsibility for the completeness or accuracy of any of the information contained herein, and makes no representations about its suitability for any particular purpose. Users should make their own judgements about those matters and/or seek independent advice. You assume all risks associated with use of the data provided on this page.



Race Results



May 11, 2018, Race 5, HARAS des TROTTEURS SIRES STAKES AGED TROTTERS CLASSIC (HCP), Distance 2600m, Addington - Survey 3200m

Result	TAB no.	Horse (Barrier)	2600 to	2400m to
8th	4	Valmagne (9)	2400m	2200m
		Position in running (margin)	-	12(15.7)
		Sectional time (s)	19.89	15.78
		Cumulative time (s)	202.89	183.00
		Speed (m/s)	10.05	12.67
		Stride length (m)	4.77	5.97
		Stride duration (s)	0.476	0.471
		Stride efficiency (%)	35.56	55.78
		Stride count	41.93	33.48

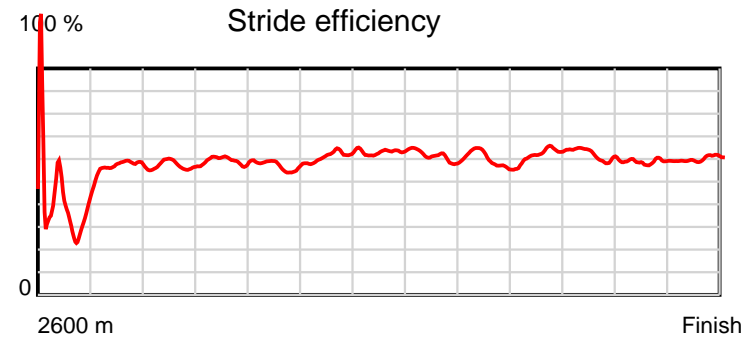
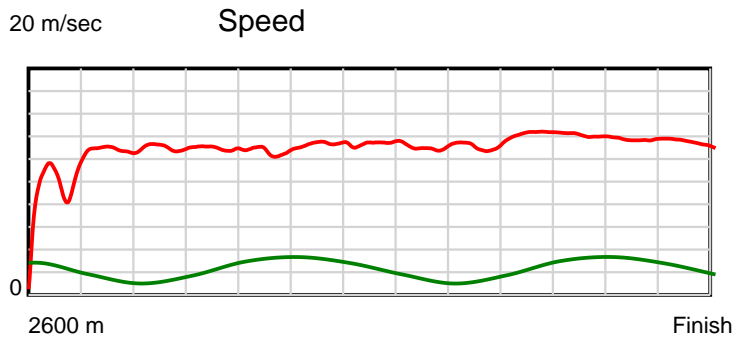
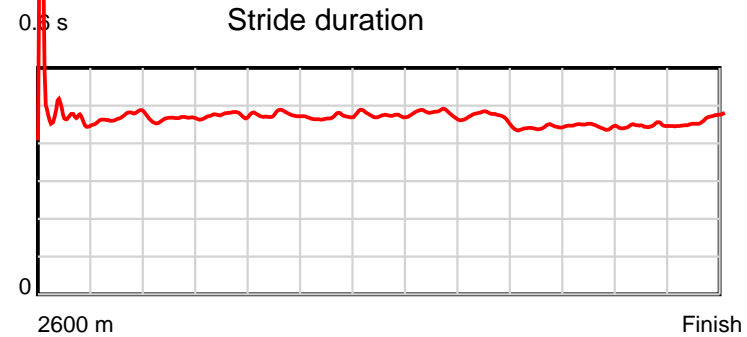
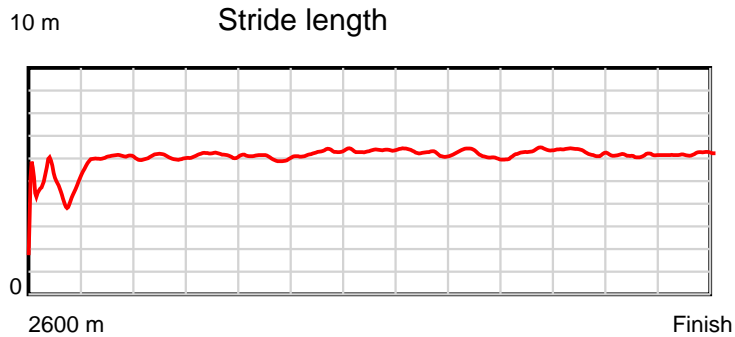
Disclaimer.

HRNZ and NZMTC and Thoroughbred Ratings Pty Ltd accepts no responsibility for the completeness or accuracy of any of the information contained herein, and makes no representations about its suitability for any particular purpose. Users should make their own judgements about those matters and/or seek independent advice. You assume all risks associated with use of the data provided on this page.

Race Results

May 11, 2018, Race 5, HARAS des TROTTEURS SIRES STAKES AGED TROTTERS CLASSIC (HCP), Distance 2600m, Addington - Survey 3200m

Result	TAB no.	Horse (Barrier)	2200m to	2000m to	1800m to	1600m to	1400m to	1200m to	1000m to	800m to	600m to	400m to	200m to	Total or	Margin
8th	4	Valmagne (9)	2000m	1800m	1600m	1400m	1200m	1000m	800m	600m	400m	200m	WP	Average	
		Position in running (margin)	10(17.0)	10(17.3)	10(14.2)	12(10.7)	12(11.4)	12(12.0)	12(12.1)	11(10.3)	11(9.2)	11(10.5)	8(13.1)		12.10
		Sectional time (s)	15.24	15.42	16.08	15.40	14.99	15.73	15.38	14.12	14.61	15.13	15.12		
		Cumulative time (s)	167.22	151.98	136.56	120.48	105.08	90.09	74.36	58.98	44.86	30.25	15.12	3:22.89	
		Speed (m/s)	13.12	12.97	12.44	12.99	13.34	12.71	13.00	14.16	13.69	13.22	13.23	12.81	
		Stride length (m)	6.09	6.17	5.93	6.11	6.33	6.10	6.10	6.27	6.09	5.91	6.14	5.97	
		Stride duration (s)	0.464	0.475	0.476	0.470	0.475	0.480	0.469	0.443	0.445	0.447	0.464	0.466	
		Stride efficiency (%)	57.99	59.40	54.87	58.25	62.67	58.10	58.15	61.41	58.00	54.55	58.91	55.69	
		Stride count	32.83	32.44	33.75	32.76	31.58	32.80	32.79	31.90	32.83	33.85	32.57	435.51	



Note: Horizontal distance axis grid lines are 200m furlongs.

Disclaimer.

HRNZ and NZMTC and Thoroughbred Ratings Pty Ltd accepts no responsibility for the completeness or accuracy of any of the information contained herein, and makes no representations about its suitability for any particular purpose. Users should make their own judgements about those matters and/or seek independent advice. You assume all risks associated with use of the data provided on this page.



Race Results



May 11, 2018, Race 5, HARAS des TROTTEURS SIRES STAKES AGED TROTTERS CLASSIC (HCP), Distance 2600m, Addington - Survey 3200m

Result	TAB no.	Horse (Barrier)	2600 to	2400m to
9th	11	Alvira Hest (0)	2400m	2200m
		Position in running (margin)	-	6(7.7)
		Sectional time (s)	18.61	16.51
		Cumulative time (s)	203.47	184.86
		Speed (m/s)	10.74	12.11
		Stride length (m)	5.24	5.40
		Stride duration (s)	0.448	0.446
		Stride efficiency (%)	42.87	45.60
		Stride count	38.18	37.02

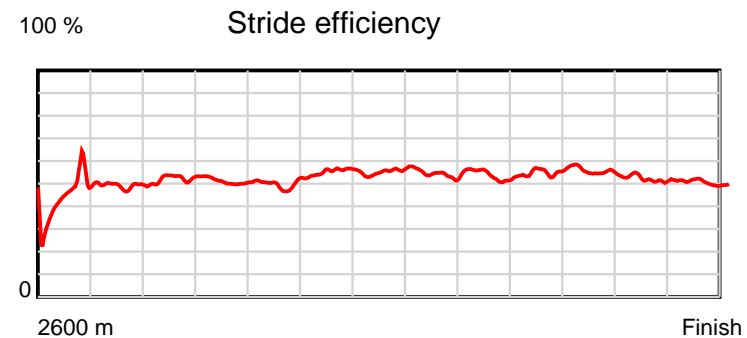
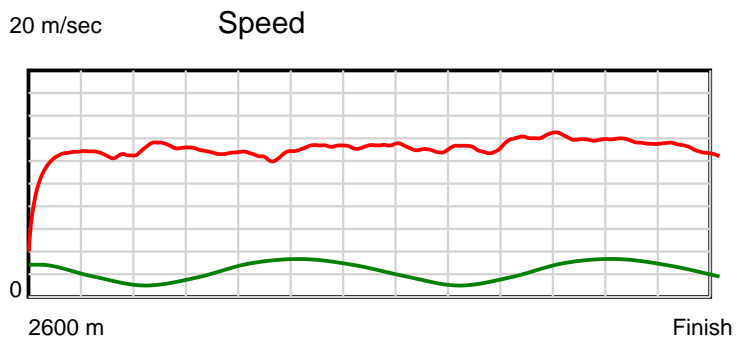
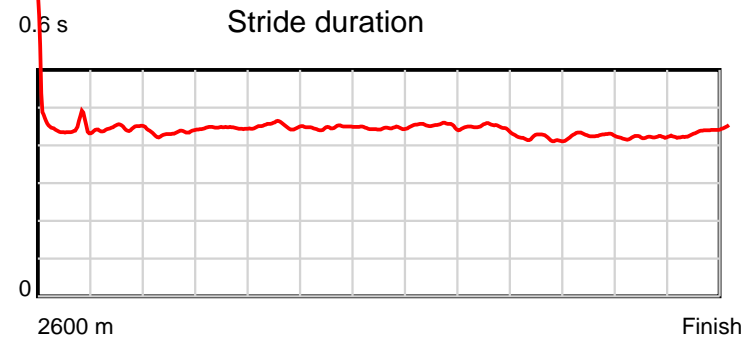
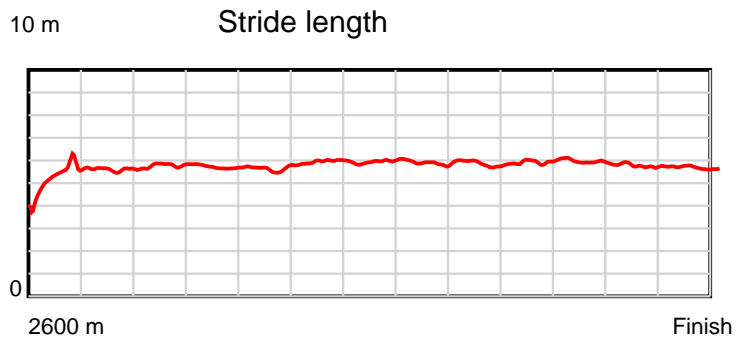
Disclaimer.

HRNZ and NZMTC and Thoroughbred Ratings Pty Ltd accepts no responsibility for the completeness or accuracy of any of the information contained herein, and makes no representations about its suitability for any particular purpose. Users should make their own judgements about those matters and/or seek independent advice. You assume all risks associated with use of the data provided on this page.

Race Results

May 11, 2018, Race 5, HARAS des TROTTEURS SIRES STAKES AGED TROTTERS CLASSIC (HCP), Distance 2600m, Addington - Survey 3200m

Result	TAB no.	Horse (Barrier)	2200m to	2000m to	1800m to	1600m to	1400m to	1200m to	1000m to	800m to	600m to	400m to	200m to	Total or	Margin
9th	11	Alvira Hest (0)	2000m	1800m	1600m	1400m	1200m	1000m	800m	600m	400m	200m	WP	Average	
		Position in running (margin)	7(13.4)	7(12.8)	7(10.7)	11(9.0)	10(9.7)	10(10.3)	10(10.2)	10(8.0)	9(7.0)	10(10.1)	9(13.5)		15.30
		Sectional time (s)	15.10	15.57	16.39	15.40	14.99	15.70	15.32	14.13	14.90	15.29	15.56		
		Cumulative time (s)	168.35	153.25	137.68	121.29	105.89	90.90	75.20	59.88	45.75	30.85	15.56	3:23.47	
		Speed (m/s)	13.25	12.85	12.20	12.99	13.34	12.74	13.05	14.15	13.42	13.08	12.85	12.78	
		Stride length (m)	5.74	5.73	5.52	5.81	5.95	5.77	5.81	5.93	5.72	5.52	5.65	5.67	
		Stride duration (s)	0.434	0.446	0.452	0.447	0.446	0.453	0.445	0.419	0.426	0.422	0.440	0.444	
		Stride efficiency (%)	51.54	51.34	47.66	52.76	55.29	51.94	52.80	55.01	51.17	47.58	49.84	50.23	
		Stride count	34.83	34.89	36.22	34.42	33.62	34.69	34.41	33.71	34.95	36.24	35.41	458.59	



Note: Horizontal distance axis grid lines are 200m furlongs.

Disclaimer.

HRNZ and NZMTC and Thoroughbred Ratings Pty Ltd accepts no responsibility for the completeness or accuracy of any of the information contained herein, and makes no representations about its suitability for any particular purpose. Users should make their own judgements about those matters and/or seek independent advice. You assume all risks associated with use of the data provided on this page.



Race Results



May 11, 2018, Race 5, HARAS des TROTTEURS SIRES STAKES AGED TROTTERS CLASSIC (HCP), Distance 2600m, Addington - Survey 3200m

Result	TAB no.	Horse (Barrier)	2600 to	2400m to
10th	6	Medusa (11)	2400m	2200m
		Position in running (margin)	-	14(17.2)
		Sectional time (s)	20.02	16.69
		Cumulative time (s)	204.42	184.40
		Speed (m/s)	9.99	11.98
		Stride length (m)	5.46	5.77
		Stride duration (s)	0.479	0.481
		Stride efficiency (%)	46.65	51.99
		Stride count	36.60	34.67

Disclaimer.

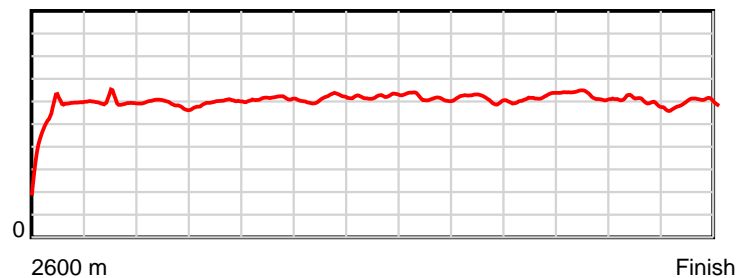
HRNZ and NZMTC and Thoroughbred Ratings Pty Ltd accepts no responsibility for the completeness or accuracy of any of the information contained herein, and makes no representations about its suitability for any particular purpose. Users should make their own judgements about those matters and/or seek independent advice. You assume all risks associated with use of the data provided on this page.

Race Results

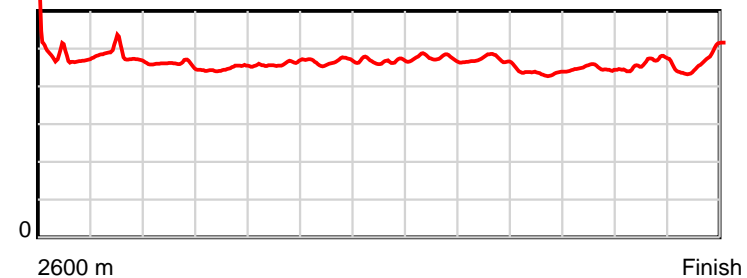
May 11, 2018, Race 5, HARAS des TROTTEURS SIRES STAKES AGED TROTTERS CLASSIC (HCP), Distance 2600m, Addington - Survey 3200m

Result	TAB no.	Horse (Barrier)	2200m to	2000m to	1800m to	1600m to	1400m to	1200m to	1000m to	800m to	600m to	400m to	200m to	Total or	Margin
10th	6	Medusa (11)	2000m	1800m	1600m	1400m	1200m	1000m	800m	600m	400m	200m	WP	Average	
		Position in running (margin)	13(24.0)	13(26.7)	13(21.2)	13(12.5)	13(13.2)	13(13.7)	13(14.0)	13(12.7)	12(11.0)	12(12.0)	10(17.6)		20.60
		Sectional time (s)	15.65	15.01	15.20	15.41	14.97	15.76	15.48	14.02	14.55	15.63	16.03		
		Cumulative time (s)	167.71	152.06	137.05	121.85	106.44	91.47	75.71	60.23	46.21	31.66	16.03	3:24.42	
		Speed (m/s)	12.78	13.32	13.16	12.98	13.36	12.69	12.92	14.27	13.75	12.80	12.48	12.72	
		Stride length (m)	5.86	5.95	6.06	6.03	6.25	6.04	6.07	6.21	6.16	5.89	5.90	5.97	
		Stride duration (s)	0.459	0.447	0.460	0.465	0.468	0.476	0.470	0.435	0.448	0.461	0.473	0.469	
		Stride efficiency (%)	53.75	55.40	57.34	56.91	60.98	56.93	57.54	60.22	59.21	54.26	54.33	55.62	
		Stride count	34.10	33.59	33.02	33.14	32.02	33.14	32.96	32.22	32.49	33.94	33.92	435.81	

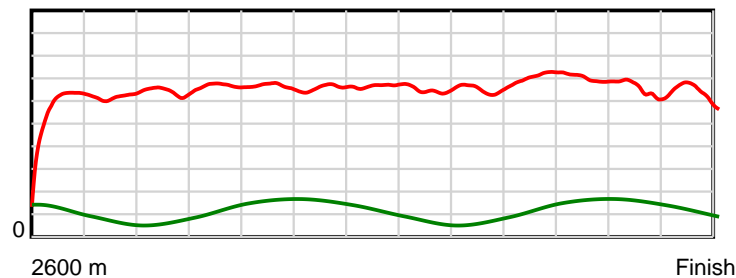
10 m Stride length



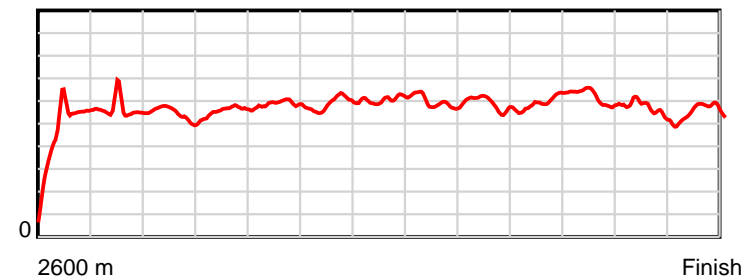
0.5 s Stride duration



20 m/sec Speed



100 % Stride efficiency



Note: Horizontal distance axis grid lines are 200m furlongs.

Disclaimer.

HRNZ and NZMTC and Thoroughbred Ratings Pty Ltd accepts no responsibility for the completeness or accuracy of any of the information contained herein, and makes no representations about its suitability for any particular purpose. Users should make their own judgements about those matters and/or seek independent advice. You assume all risks associated with use of the data provided on this page.



Race Results



May 11, 2018, Race 5, HARAS des TROTTEURS SIRES STAKES AGED TROTTERS CLASSIC (HCP), Distance 2600m, Addington - Survey 3200m

Result	TAB no.	Horse (Barrier)	2600 to	2400m to
11th	5	Bonnie Highlan... (10)	2400m	2200m
		Position in running (margin)	-	1(0.0)
		Sectional time (s)	17.28	15.90
		Cumulative time (s)	205.23	187.95
		Speed (m/s)	11.57	12.58
		Stride length (m)	5.57	5.99
		Stride duration (s)	0.468	0.476
		Stride efficiency (%)	48.56	55.98
		Stride count	35.88	33.42

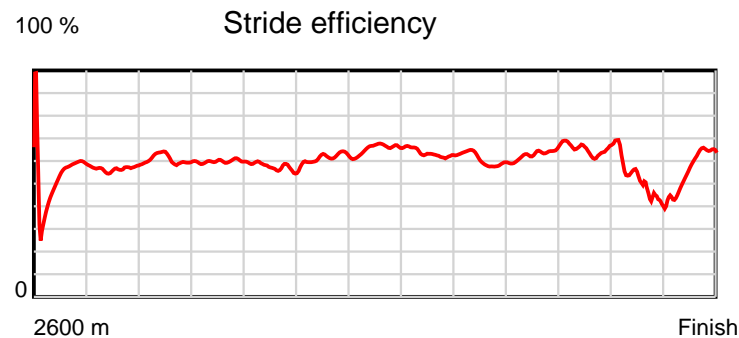
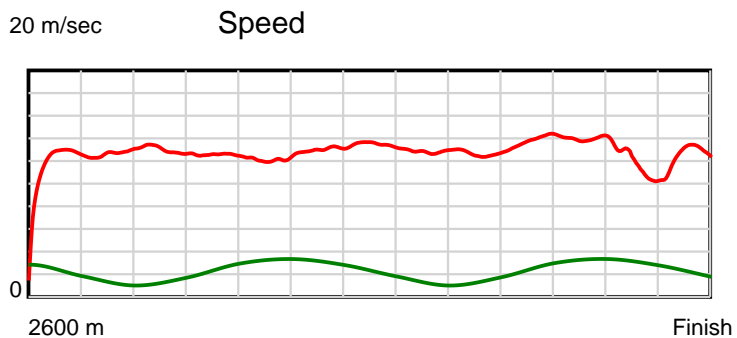
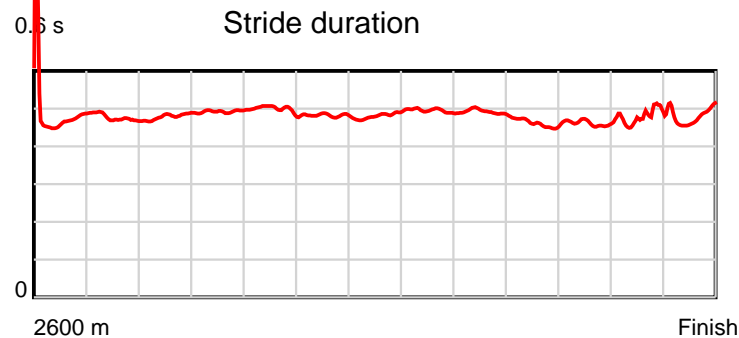
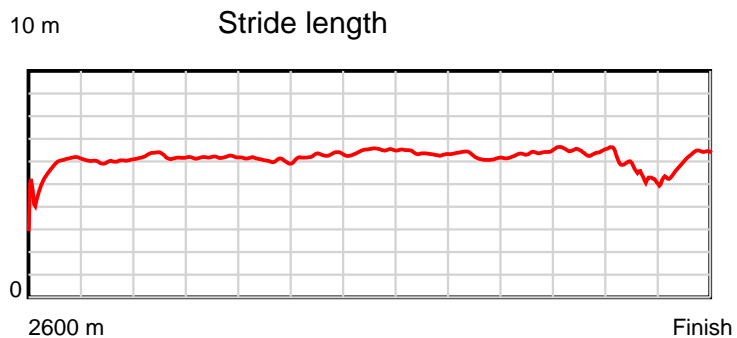
Disclaimer.

HRNZ and NZMTC and Thoroughbred Ratings Pty Ltd accepts no responsibility for the completeness or accuracy of any of the information contained herein, and makes no representations about its suitability for any particular purpose. Users should make their own judgements about those matters and/or seek independent advice. You assume all risks associated with use of the data provided on this page.

Race Results

May 11, 2018, Race 5, HARAS des TROTTEURS SIRES STAKES AGED TROTTERS CLASSIC (HCP), Distance 2600m, Addington - Survey 3200m

Result	TAB no.	Horse (Barrier)	2200m to	2000m to	1800m to	1600m to	1400m to	1200m to	1000m to	800m to	600m to	400m to	200m to	Total or	Margin
11th	5	Bonnie Highlan... (10)	2000m	1800m	1600m	1400m	1200m	1000m	800m	600m	400m	200m	WP	Average	
		Position in running (margin)	2(2.0)	2(2.6)	2(2.4)	3(1.8)	3(3.7)	4(3.8)	4(3.7)	5(3.9)	7(5.0)	5(5.3)	11(21.1)		25.10
		Sectional time (s)	15.31	15.88	16.57	15.59	14.90	15.70	15.73	14.47	14.45	17.35	16.10		
		Cumulative time (s)	172.05	156.74	140.86	124.29	108.70	93.80	78.10	62.37	47.90	33.45	16.10	3:25.23	
		Speed (m/s)	13.06	12.59	12.07	12.83	13.42	12.74	12.71	13.82	13.84	11.53	12.42	12.67	
		Stride length (m)	6.27	6.20	6.02	6.19	6.46	6.30	6.25	6.38	6.39	5.35	6.01	6.09	
		Stride duration (s)	0.480	0.493	0.499	0.482	0.481	0.495	0.492	0.461	0.461	0.464	0.483	0.481	
		Stride efficiency (%)	61.34	60.10	56.66	59.80	65.24	62.06	61.09	63.55	63.75	44.76	56.40	57.93	
		Stride count	31.92	32.25	33.22	32.33	30.95	31.74	31.99	31.36	31.31	37.37	33.29	427.03	



Note: Horizontal distance axis grid lines are 200m furlongs.

Disclaimer.

HRNZ and NZMTC and Thoroughbred Ratings Pty Ltd accepts no responsibility for the completeness or accuracy of any of the information contained herein, and makes no representations about its suitability for any particular purpose. Users should make their own judgements about those matters and/or seek independent advice. You assume all risks associated with use of the data provided on this page.



Race Results



May 11, 2018, Race 5, HARAS des TROTTEURS SIRES STAKES AGED TROTTERS CLASSIC (HCP), Distance 2600m, Addington - Survey 3200m

Result	TAB no.	Horse (Barrier)	2600 to	2400m to
12th	1	Laugh And Cry (1)	2400m	2200m
		Position in running (margin)	-	8(8.7)
		Sectional time (s)	18.67	16.59
		Cumulative time (s)	207.75	189.08
		Speed (m/s)	10.71	12.06
		Stride length (m)	4.96	5.37
		Stride duration (s)	0.454	0.445
		Stride efficiency (%)	38.47	45.03
		Stride count	40.31	37.26

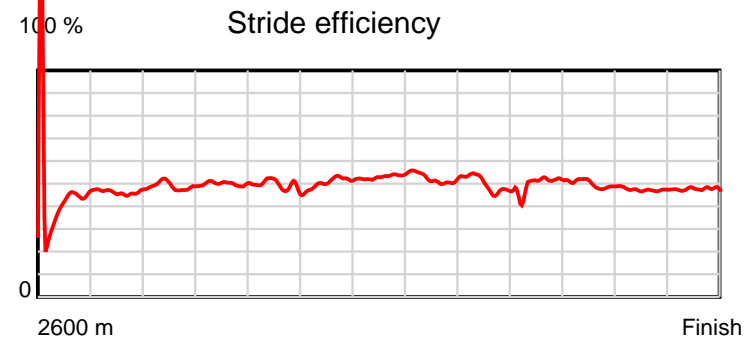
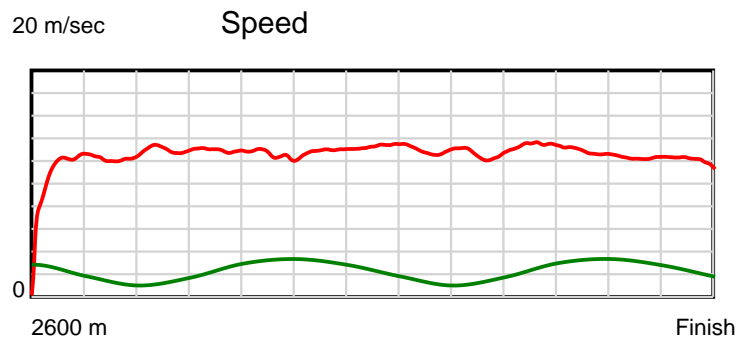
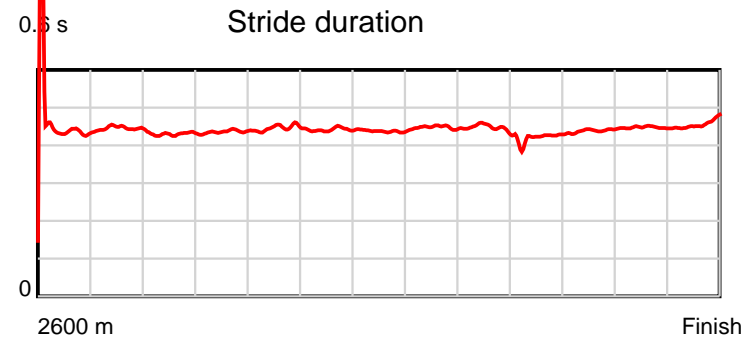
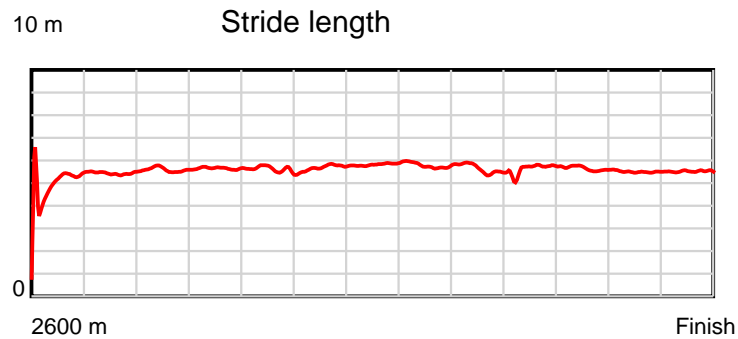
Disclaimer.

HRNZ and NZMTC and Thoroughbred Ratings Pty Ltd accepts no responsibility for the completeness or accuracy of any of the information contained herein, and makes no representations about its suitability for any particular purpose. Users should make their own judgements about those matters and/or seek independent advice. You assume all risks associated with use of the data provided on this page.

Race Results

May 11, 2018, Race 5, HARAS des TROTTEURS SIRES STAKES AGED TROTTERS CLASSIC (HCP), Distance 2600m, Addington - Survey 3200m

Result	TAB no.	Horse (Barrier)	2200m to	2000m to	1800m to	1600m to	1400m to	1200m to	1000m to	800m to	600m to	400m to	200m to	Total or	Margin
12th	1	Laugh And Cry (1)	2000m	1800m	1600m	1400m	1200m	1000m	800m	600m	400m	200m	WP	Average	
		Position in running (margin)	8(14.9)	8(15.4)	8(12.5)	10(8.7)	11(10.9)	11(11.6)	11(11.1)	12(11.3)	13(14.8)	13(23.1)	13(33.1)		39.10
		Sectional time (s)	15.28	15.44	16.03	15.65	15.00	15.62	15.73	14.88	15.77	16.39	16.70		
		Cumulative time (s)	172.49	157.21	141.77	125.74	110.09	95.09	79.47	63.74	48.86	33.09	16.70	3:27.75	
		Speed (m/s)	13.09	12.95	12.48	12.78	13.33	12.80	12.71	13.44	12.68	12.20	11.98	12.51	
		Stride length (m)	5.63	5.65	5.56	5.64	5.84	5.73	5.67	5.64	5.57	5.46	5.49	5.55	
		Stride duration (s)	0.430	0.436	0.446	0.442	0.438	0.448	0.446	0.420	0.439	0.447	0.458	0.443	
		Stride efficiency (%)	49.54	49.89	48.36	49.76	53.23	51.36	50.30	49.68	48.52	46.54	47.12	48.08	
		Stride count	35.52	35.40	35.95	35.44	34.27	34.89	35.25	35.47	35.89	36.65	36.42	468.72	



Note: Horizontal distance axis grid lines are 200m furlongs.

Disclaimer.

HRNZ and NZMTC and Thoroughbred Ratings Pty Ltd accepts no responsibility for the completeness or accuracy of any of the information contained herein, and makes no representations about its suitability for any particular purpose. Users should make their own judgements about those matters and/or seek independent advice. You assume all risks associated with use of the data provided on this page.



Race Results



May 11, 2018, Race 5, HARAS des TROTTEURS SIRES STAKES AGED TROTTERS CLASSIC (HCP), Distance 2600m, Addington - Survey 3200m

Result	TAB no.	Horse (Barrier)	2600 to	2400m to
13th	14	Sundons Wish (4)	2400m	2200m
		Position in running (margin)	-	10(12.3)
		Sectional time (s)	19.33	16.32
		Cumulative time (s)	207.81	188.48
		Speed (m/s)	10.34	12.25
		Stride length (m)	5.39	5.68
		Stride duration (s)	0.442	0.463
		Stride efficiency (%)	45.35	50.34
		Stride count	37.12	35.24

Disclaimer.

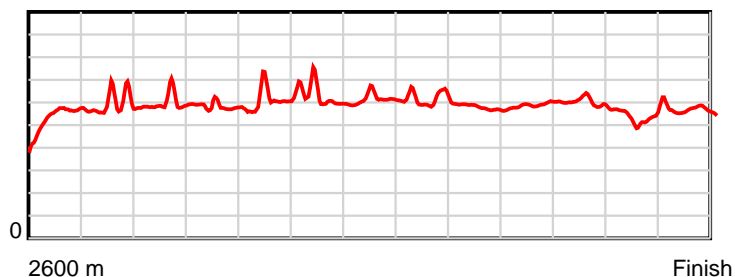
HRNZ and NZMTC and Thoroughbred Ratings Pty Ltd accepts no responsibility for the completeness or accuracy of any of the information contained herein, and makes no representations about its suitability for any particular purpose. Users should make their own judgements about those matters and/or seek independent advice. You assume all risks associated with use of the data provided on this page.

Race Results

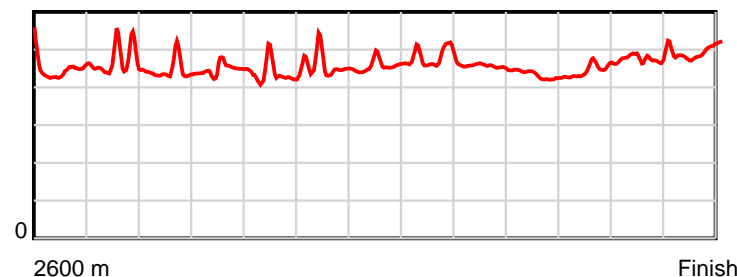
May 11, 2018, Race 5, HARAS des TROTTEURS SIRES STAKES AGED TROTTERS CLASSIC (HCP), Distance 2600m, Addington - Survey 3200m

Result	TAB no.	Horse (Barrier)	2200m to	2000m to	1800m to	1600m to	1400m to	1200m to	1000m to	800m to	600m to	400m to	200m to	Total or	Margin
13th	14	Sundons Wish (4)	2000m	1800m	1600m	1400m	1200m	1000m	800m	600m	400m	200m	WP	Average	
		Position in running (margin)	9(16.8)	9(16.0)	9(13.0)	2(1.7)	1(0.0)	1(0.0)	1(0.0)	1(0.0)	2(1.5)	7(6.4)	12(26.7)		39.40
		Sectional time (s)	15.07	15.43	14.78	15.01	14.89	15.70	15.69	14.55	15.20	18.10	17.74		
		Cumulative time (s)	172.16	157.09	141.66	126.88	111.87	96.98	81.28	65.59	51.04	35.84	17.74	3:27.81	
		Speed (m/s)	13.27	12.96	13.53	13.32	13.43	12.74	12.75	13.75	13.16	11.05	11.27	12.51	
		Stride length (m)	5.86	5.73	5.82	5.99	6.13	6.02	5.80	5.93	5.90	5.29	5.59	5.77	
		Stride duration (s)	0.442	0.442	0.430	0.449	0.457	0.473	0.455	0.431	0.449	0.478	0.496	0.461	
		Stride efficiency (%)	53.66	51.26	52.94	56.06	58.79	56.62	52.49	54.93	54.48	43.66	48.81	51.99	
		Stride count	34.13	34.92	34.36	33.39	32.61	33.23	34.51	33.73	33.87	37.84	35.79	450.74	

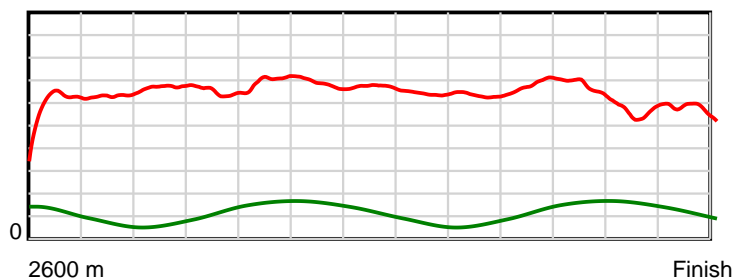
10 m Stride length



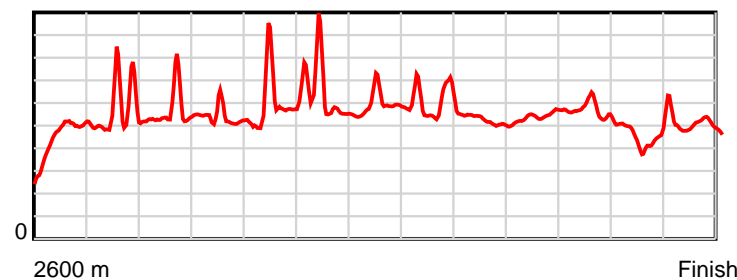
0.6 s Stride duration



20 m/sec Speed



100 % Stride efficiency



Note: Horizontal distance axis grid lines are 200m furlongs.

Disclaimer.

HRNZ and NZMTC and Thoroughbred Ratings Pty Ltd accepts no responsibility for the completeness or accuracy of any of the information contained herein, and makes no representations about its suitability for any particular purpose. Users should make their own judgements about those matters and/or seek independent advice. You assume all risks associated with use of the data provided on this page.



Race Results



May 11, 2018, Race 5, HARAS des TROTTEURS SIRES STAKES AGED TROTTERS CLASSIC (HCP), Distance 2600m, Addington - Survey 3200m

Result	TAB no.	Horse (Barrier)	2600 to	2400m to
14th	3	One Over Dover (8)	2400m	2200m
		Position in running (margin)	-	9(11.1)
		Sectional time (s)	19.11	20.68
		Cumulative time (s)	215.63	196.52
		Speed (m/s)	10.46	9.67
		Stride length (m)	5.03	4.47
		Stride duration (s)	0.473	0.463
		Stride efficiency (%)	39.49	31.28
		Stride count	39.79	44.70

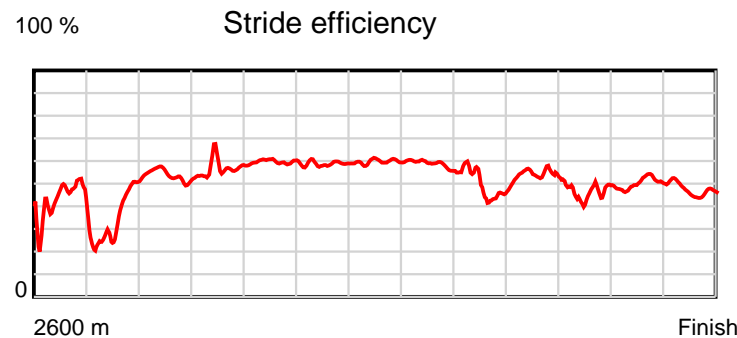
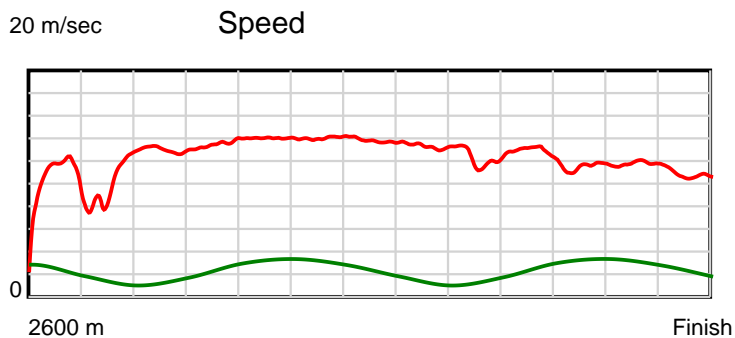
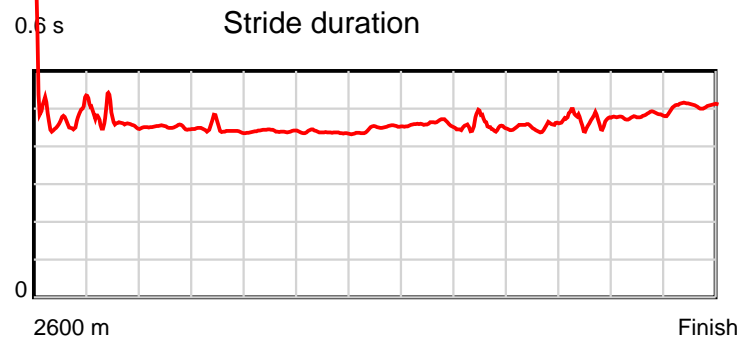
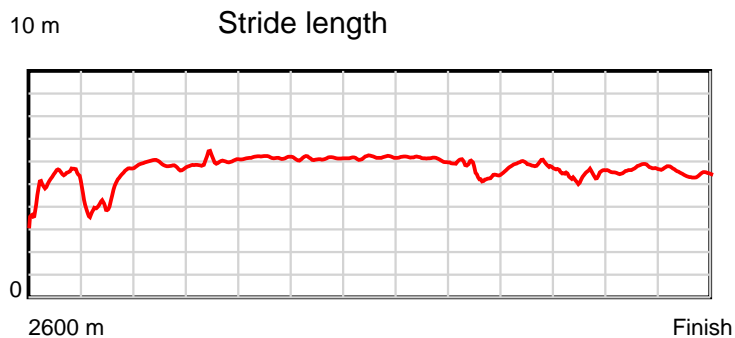
Disclaimer.

HRNZ and NZMTC and Thoroughbred Ratings Pty Ltd accepts no responsibility for the completeness or accuracy of any of the information contained herein, and makes no representations about its suitability for any particular purpose. Users should make their own judgements about those matters and/or seek independent advice. You assume all risks associated with use of the data provided on this page.

Race Results

May 11, 2018, Race 5, HARAS des TROTTEURS SIRES STAKES AGED TROTTERS CLASSIC (HCP), Distance 2600m, Addington - Survey 3200m

Result	TAB no.	Horse (Barrier)	2200m to	2000m to	1800m to	1600m to	1400m to	1200m to	1000m to	800m to	600m to	400m to	200m to	Total or	Margin
14th	3	One Over Dover (8)	2000m	1800m	1600m	1400m	1200m	1000m	800m	600m	400m	200m	WP	Average	
		Position in running (margin)	14(41.8)	14(42.1)	14(35.8)	14(22.7)	14(18.2)	14(16.5)	14(14.3)	14(18.7)	14(27.5)	14(48.6)	14(65.6)		82.80
		Sectional time (s)	15.25	14.88	14.48	14.53	14.61	15.34	16.43	15.76	17.91	17.54	19.11		
		Cumulative time (s)	175.84	160.59	145.71	131.23	116.70	102.09	86.75	70.32	54.56	36.65	19.11	3:35.63	
		Speed (m/s)	13.11	13.44	13.81	13.76	13.69	13.04	12.17	12.69	11.17	11.40	10.47	12.06	
		Stride length (m)	5.91	5.97	6.08	6.01	6.13	5.98	5.42	5.67	5.15	5.49	5.33	5.54	
		Stride duration (s)	0.450	0.444	0.441	0.437	0.448	0.459	0.445	0.446	0.461	0.481	0.509	0.460	
		Stride efficiency (%)	54.49	55.70	57.85	56.40	58.66	55.89	45.83	50.19	41.43	47.08	44.34	47.99	
		Stride count	33.87	33.50	32.87	33.29	32.64	33.44	36.93	35.29	38.84	36.44	37.55	469.15	



Note: Horizontal distance axis grid lines are 200m furlongs.

Disclaimer.

HRNZ and NZMTC and Thoroughbred Ratings Pty Ltd accepts no responsibility for the completeness or accuracy of any of the information contained herein, and makes no representations about its suitability for any particular purpose. Users should make their own judgements about those matters and/or seek independent advice. You assume all risks associated with use of the data provided on this page.