



Race Results

NZ Metropolitan Trotting Club Inc, HRNZ, May 18, 2018

Compilation date: May 18, 2018, 6:36:47 PM (NZST)

Copyright © 2018 HRNZ and NZMTC. All rights reserved.

Trademarks.

StrideMASTER is a registered trademark of Thoroughbred Ratings Pty Ltd.

Disclaimer.

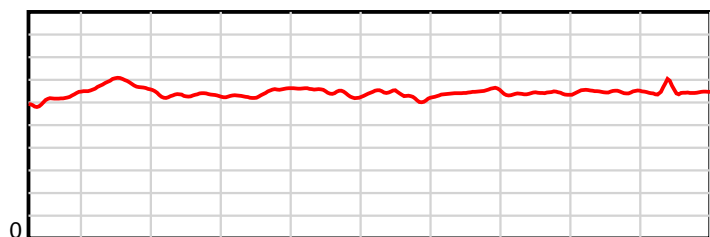
HRNZ and NZMTC and Thoroughbred Ratings Pty Ltd accepts no responsibility for the completeness or accuracy of any of the information contained herein, and makes no representations about its suitability for any particular purpose. Users should make their own judgements about those matters and/or seek independent advice. You assume all risks associated with use of the data provided on this page.

Race Results

May 18, 2018, Race 4, HARAS des TROTTEURS SIRES STAKES 2YO TROT CHAMPIONSHIP (MOB), Distance 1950m, Addington - Survey 1950m

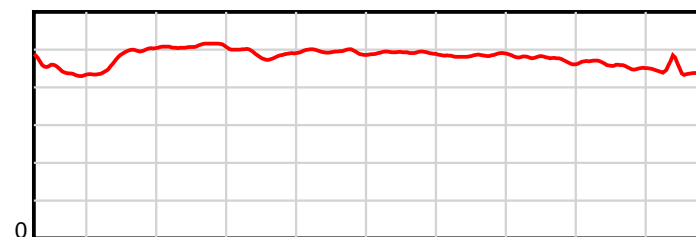
Result	TAB no.	Horse (Barrier)	1950 to	1800m to	1600m to	1400m to	1200m to	1000m to	800m to	600m to	400m to	200m to	Total or	Margin
1st	8	Enhance Your C... (7)	1800m	1600m	1400m	1200m	1000m	800m	600m	400m	200m	WP	Average	
		Position in running (margin)	-	1(0.0)	1(0.0)	1(0.0)	2(0.2)	2(0.0)	1(0.0)	2(0.0)	2(0.2)	2(1.7)		0.00
		Sectional time (s)	10.68	14.41	15.85	15.28	15.22	15.52	15.22	14.96	14.20	13.61		
		Cumulative time (s)	144.95	134.27	119.86	104.01	88.73	73.51	57.99	42.77	27.81	13.61	2:24.95	
		Speed (m/s)	14.04	13.88	12.62	13.09	13.14	12.89	13.14	13.37	14.08	14.70	13.45	
		Stride length (m)	6.28	6.67	6.42	6.40	6.50	6.34	6.37	6.35	6.44	6.53	6.43	
		Stride duration (s)	0.443	0.481	0.509	0.489	0.495	0.492	0.485	0.475	0.457	0.445	0.478	
		Stride efficiency (%)	61.55	69.57	64.50	63.99	66.08	62.73	63.42	62.96	64.85	66.70	64.66	
		Stride count	23.90	29.97	31.13	31.25	30.76	31.57	31.39	31.51	31.05	30.61	303.14	

10 m Stride length



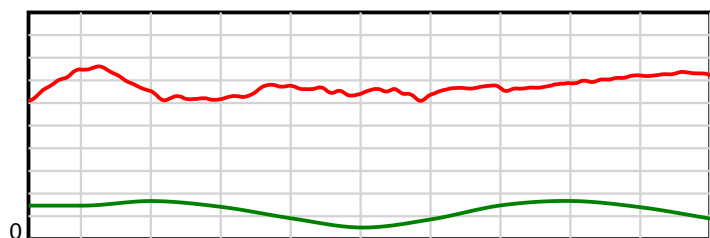
1950 m Finish

0.6 s Stride duration



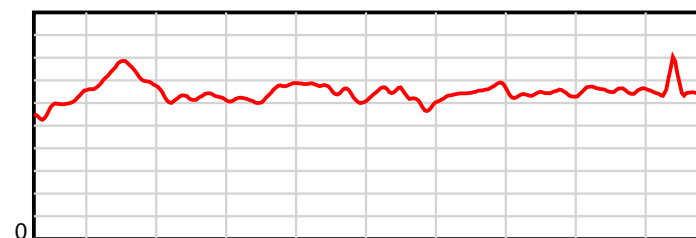
1950 m Finish

20 m/sec Speed



1950 m Finish

100 % Stride efficiency



1950 m Finish

Note: Horizontal distance axis grid lines are 200m furlongs.

Disclaimer.

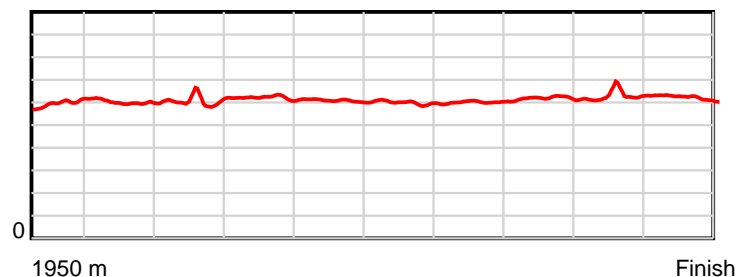
HRNZ and NZMTC and Thoroughbred Ratings Pty Ltd accepts no responsibility for the completeness or accuracy of any of the information contained herein, and makes no representations about its suitability for any particular purpose. Users should make their own judgements about those matters and/or seek independent advice. You assume all risks associated with use of the data provided on this page.

Race Results

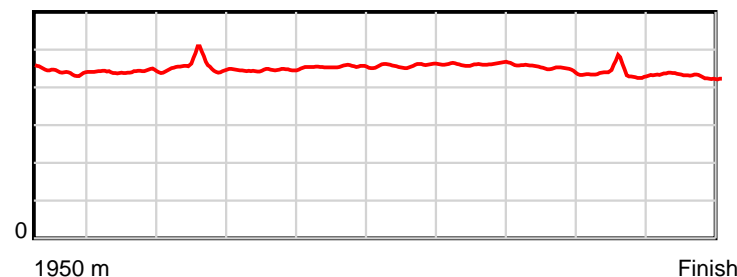
May 18, 2018, Race 4, HARAS des TROTTEURS SIRES STAKES 2YO TROT CHAMPIONSHIP (MOB), Distance 1950m, Addington - Survey 1950m

Result	TAB no.	Horse (Barrier)	1950 to	1800m to	1600m to	1400m to	1200m to	1000m to	800m to	600m to	400m to	200m to	Total or	Margin
2nd	13	Oscar Bonavena (11)	1800m	1600m	1400m	1200m	1000m	800m	600m	400m	200m	WP	Average	
		Position in running (margin)	-	8(4.6)	7(8.1)	5(5.1)	1(0.0)	1(0.0)	2(0.3)	1(0.0)	1(0.0)	1(0.0)		0.50
		Sectional time (s)	11.54	15.00	15.35	14.40	15.24	15.57	15.17	14.94	13.94	13.89		
		Cumulative time (s)	145.04	133.50	118.50	103.15	88.75	73.51	57.94	42.77	27.83	13.89	2:25.04	
		Speed (m/s)	13.00	13.33	13.03	13.89	13.12	12.85	13.18	13.39	14.35	14.40	13.44	
		Stride length (m)	6.00	5.88	5.95	6.19	5.96	5.90	6.08	6.01	6.26	6.19	6.04	
		Stride duration (s)	0.441	0.441	0.456	0.446	0.454	0.459	0.462	0.449	0.437	0.430	0.449	
		Stride efficiency (%)	56.34	54.05	55.24	59.97	55.60	54.31	57.84	56.54	61.32	59.82	57.04	
		Stride count	24.98	34.01	33.64	32.29	33.53	33.93	32.87	33.25	31.93	32.33	322.76	

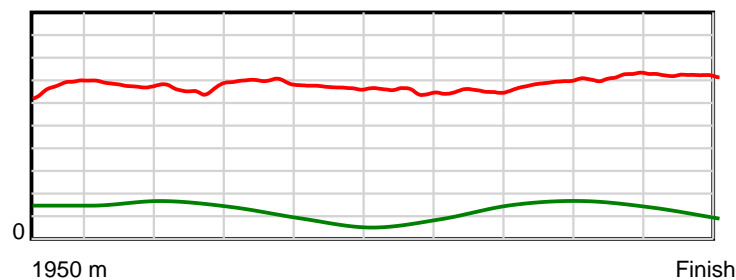
10 m Stride length



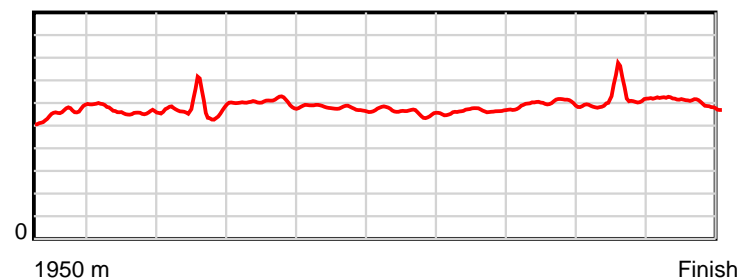
0.6 s Stride duration



20 m/sec Speed



100 % Stride efficiency



Note: Horizontal distance axis grid lines are 200m furlongs.

Disclaimer.

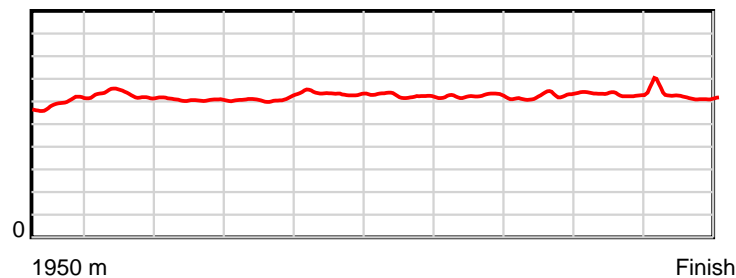
HRNZ and NZMTC and Thoroughbred Ratings Pty Ltd accepts no responsibility for the completeness or accuracy of any of the information contained herein, and makes no representations about its suitability for any particular purpose. Users should make their own judgements about those matters and/or seek independent advice. You assume all risks associated with use of the data provided on this page.

Race Results

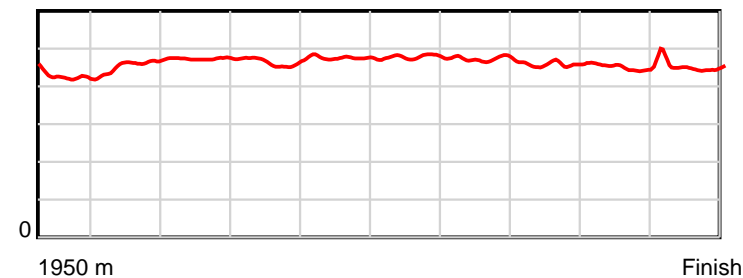
May 18, 2018, Race 4, HARAS des TROTTEURS SIRES STAKES 2YO TROT CHAMPIONSHIP (MOB), Distance 1950m, Addington - Survey 1950m

Result	TAB no.	Horse (Barrier)	1950 to	1800m to	1600m to	1400m to	1200m to	1000m to	800m to	600m to	400m to	200m to	Total or	Margin
3rd	7	You Really Got... (6)	1800m	1600m	1400m	1200m	1000m	800m	600m	400m	200m	WP	Average	
		Position in running (margin)	-	2(0.3)	3(2.5)	3(2.2)	4(1.8)	4(2.2)	4(2.8)	4(2.6)	3(2.5)	3(5.3)		8.60
		Sectional time (s)	10.81	14.79	15.79	15.19	15.32	15.61	15.18	14.93	14.41	14.46		
		Cumulative time (s)	146.49	135.68	120.89	105.10	89.91	74.59	58.98	43.80	28.87	14.46	2:26.49	
		Speed (m/s)	13.88	13.52	12.67	13.17	13.05	12.81	13.18	13.40	13.88	13.83	13.31	
		Stride length (m)	5.95	6.16	5.99	6.11	6.21	6.12	6.23	6.14	6.30	6.20	6.14	
		Stride duration (s)	0.424	0.455	0.473	0.464	0.476	0.478	0.473	0.458	0.454	0.449	0.462	
		Stride efficiency (%)	55.25	59.27	56.09	58.39	60.32	58.46	60.63	58.93	62.10	60.13	59.00	
		Stride count	25.23	32.47	33.38	32.72	32.19	32.70	32.11	32.57	31.73	32.24	317.34	

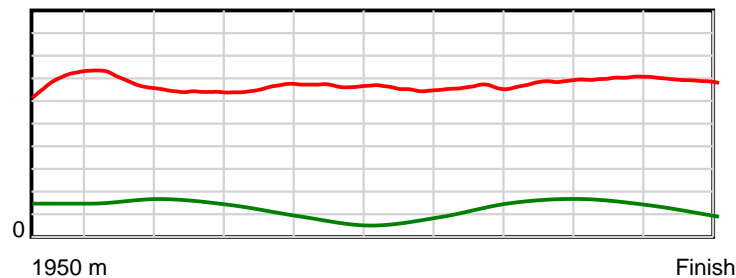
10 m Stride length



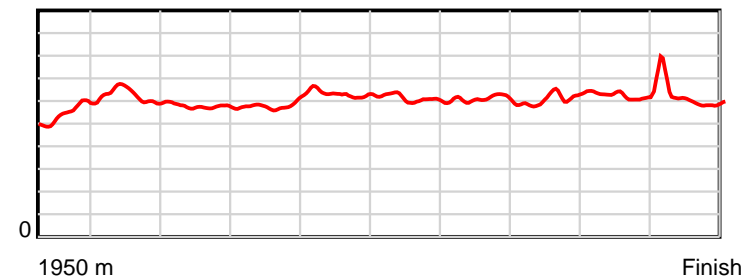
0.6 s Stride duration



20 m/sec Speed



100 % Stride efficiency



Note: Horizontal distance axis grid lines are 200m furlongs.

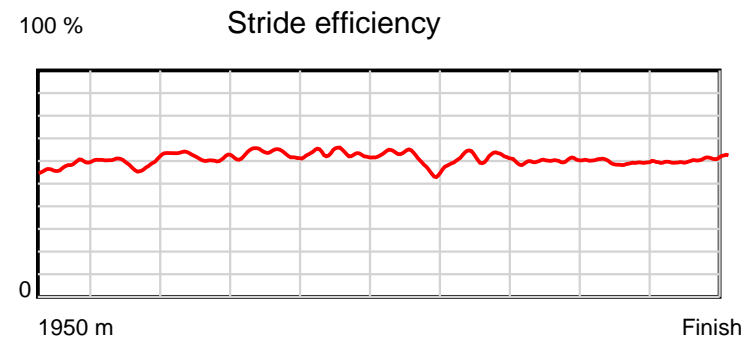
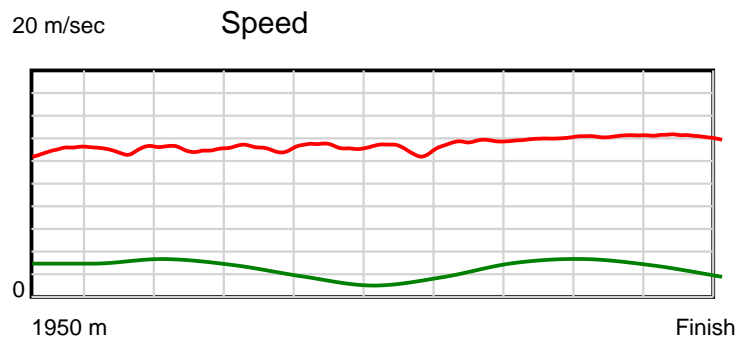
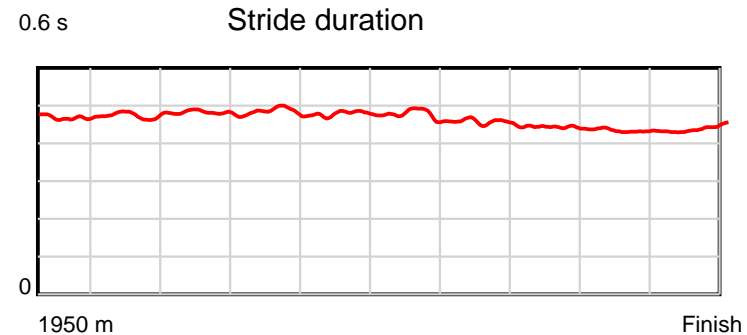
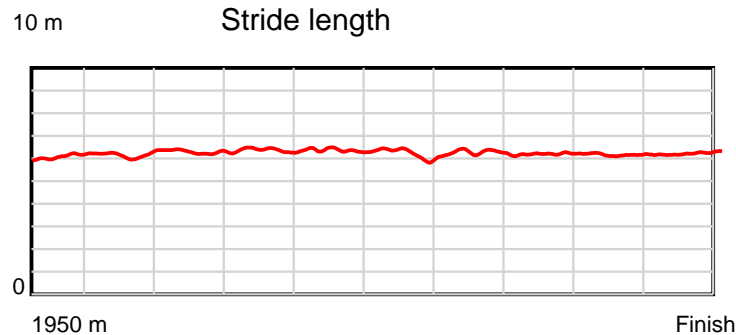
Disclaimer.

HRNZ and NZMTC and Thoroughbred Ratings Pty Ltd accepts no responsibility for the completeness or accuracy of any of the information contained herein, and makes no representations about its suitability for any particular purpose. Users should make their own judgements about those matters and/or seek independent advice. You assume all risks associated with use of the data provided on this page.

Race Results

May 18, 2018, Race 4, HARAS des TROTTEURS SIRES STAKES 2YO TROT CHAMPIONSHIP (MOB), Distance 1950m, Addington - Survey 1950m

Result	TAB no.	Horse (Barrier)	1950 to	1800m to	1600m to	1400m to	1200m to	1000m to	800m to	600m to	400m to	200m to	Total or	Margin
4th	15	Get Lucky (13)	1800m	1600m	1400m	1200m	1000m	800m	600m	400m	200m	WP	Average	
		Position in running (margin)	-	10(6.2)	11(15.0)	10(13.3)	10(12.8)	10(11.8)	10(11.7)	8(7.4)	6(6.5)	5(8.9)		9.70
		Sectional time (s)	11.88	15.89	15.56	15.17	15.07	15.50	14.51	14.78	14.35	13.98		
		Cumulative time (s)	146.69	134.81	118.92	103.36	88.19	73.12	57.62	43.11	28.33	13.98	2:26.69	
		Speed (m/s)	12.63	12.59	12.85	13.18	13.27	12.90	13.78	13.53	13.94	14.31	13.29	
		Stride length (m)	6.12	5.97	6.19	6.39	6.35	6.14	6.29	5.99	6.04	6.29	6.18	
		Stride duration (s)	0.468	0.474	0.482	0.485	0.478	0.476	0.457	0.443	0.433	0.440	0.465	
		Stride efficiency (%)	58.46	55.60	59.88	63.87	62.97	58.92	61.92	56.07	57.07	61.87	59.60	
		Stride count	24.52	33.53	32.31	31.28	31.51	32.57	31.77	33.39	33.10	31.78	315.76	



Note: Horizontal distance axis grid lines are 200m furlongs.

Disclaimer.

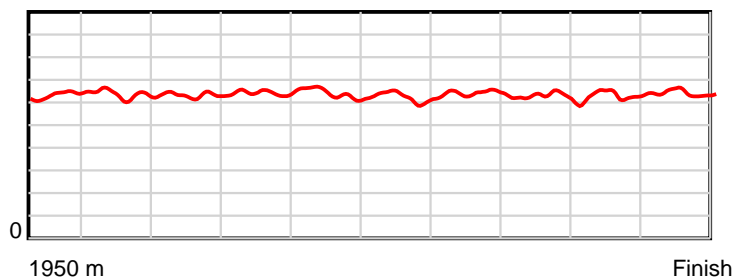
HRNZ and NZMTC and Thoroughbred Ratings Pty Ltd accepts no responsibility for the completeness or accuracy of any of the information contained herein, and makes no representations about its suitability for any particular purpose. Users should make their own judgements about those matters and/or seek independent advice. You assume all risks associated with use of the data provided on this page.

Race Results

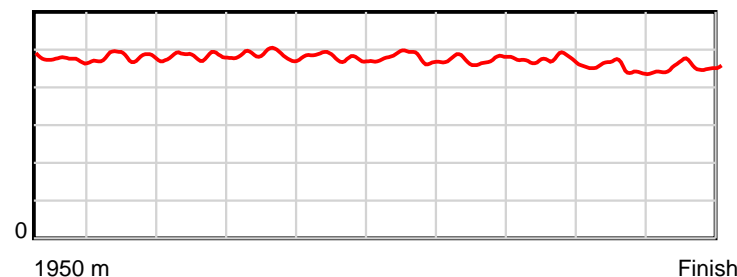
May 18, 2018, Race 4, HARAS des TROTTEURS SIRES STAKES 2YO TROT CHAMPIONSHIP (MOB), Distance 1950m, Addington - Survey 1950m

Result	TAB no.	Horse (Barrier)	1950 to	1800m to	1600m to	1400m to	1200m to	1000m to	800m to	600m to	400m to	200m to	Total or	Margin
5th	14	Sunnys Little ... (12)	1800m	1600m	1400m	1200m	1000m	800m	600m	400m	200m	WP	Average	
		Position in running (margin)	-	11(7.0)	10(13.6)	9(10.7)	9(9.8)	9(9.1)	9(9.4)	7(6.4)	8(10.0)	7(12.4)		12.30
		Sectional time (s)	11.83	15.51	15.36	15.10	15.11	15.57	14.72	15.54	14.34	14.09		
		Cumulative time (s)	147.17	135.34	119.83	104.47	89.37	74.26	58.69	43.97	28.43	14.09	2:27.17	
		Speed (m/s)	12.68	12.89	13.02	13.25	13.24	12.85	13.59	12.87	13.95	14.19	13.25	
		Stride length (m)	6.32	6.19	6.29	6.44	6.34	6.14	6.45	6.07	6.28	6.46	6.30	
		Stride duration (s)	0.473	0.480	0.483	0.486	0.479	0.478	0.475	0.471	0.451	0.455	0.475	
		Stride efficiency (%)	62.47	59.88	61.78	64.82	62.83	58.96	65.01	57.52	61.70	65.22	61.93	
		Stride count	23.72	32.31	31.81	31.05	31.54	32.56	31.01	32.96	31.83	30.96	309.75	

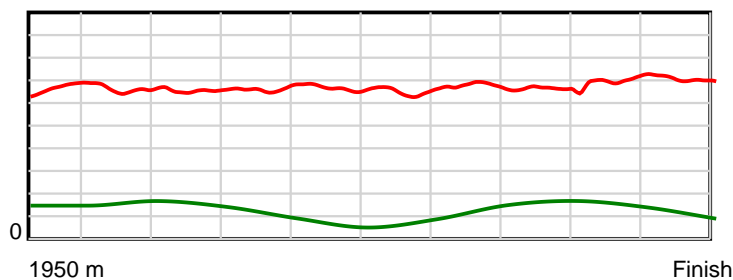
10 m Stride length



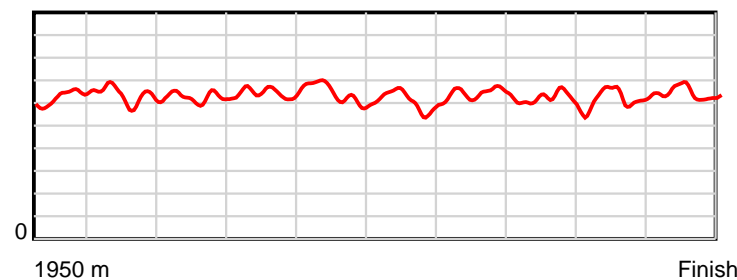
0.6 s Stride duration



20 m/sec Speed



100 % Stride efficiency



Note: Horizontal distance axis grid lines are 200m furlongs.

Disclaimer.

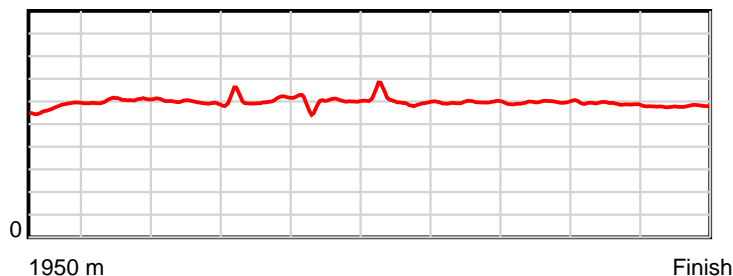
HRNZ and NZMTC and Thoroughbred Ratings Pty Ltd accepts no responsibility for the completeness or accuracy of any of the information contained herein, and makes no representations about its suitability for any particular purpose. Users should make their own judgements about those matters and/or seek independent advice. You assume all risks associated with use of the data provided on this page.

Race Results

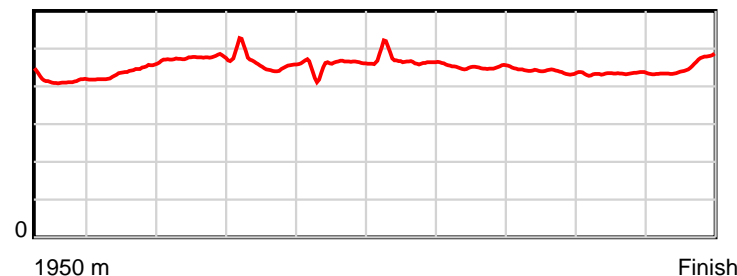
May 18, 2018, Race 4, HARAS des TROTTEURS SIRES STAKES 2YO TROT CHAMPIONSHIP (MOB), Distance 1950m, Addington - Survey 1950m

Result	TAB no.	Horse (Barrier)	1950 to	1800m to	1600m to	1400m to	1200m to	1000m to	800m to	600m to	400m to	200m to	Total or	Margin
6th	4	On The Mantelp... (3)	1800m	1600m	1400m	1200m	1000m	800m	600m	400m	200m	WP	Average	
		Position in running (margin)	-	3(0.5)	2(1.2)	2(1.5)	3(1.5)	3(1.6)	3(2.4)	3(2.5)	4(2.6)	4(7.3)		18.10
		Sectional time (s)	10.84	14.54	15.90	15.25	15.27	15.65	15.24	14.95	14.72	15.85		
		Cumulative time (s)	148.21	137.37	122.83	106.93	91.68	76.41	60.76	45.52	30.57	15.85	2:28.21	
		Speed (m/s)	13.84	13.76	12.58	13.11	13.10	12.78	13.12	13.38	13.59	12.62	13.16	
		Stride length (m)	5.78	6.03	5.98	6.06	5.97	5.99	5.92	5.89	5.89	5.74	5.93	
		Stride duration (s)	0.414	0.438	0.475	0.462	0.456	0.468	0.451	0.440	0.433	0.455	0.450	
		Stride efficiency (%)	52.22	56.74	55.86	57.33	55.67	56.02	54.72	54.23	54.13	51.52	54.87	
		Stride count	25.95	33.19	33.45	33.02	33.51	33.40	33.80	33.95	33.98	34.83	329.08	

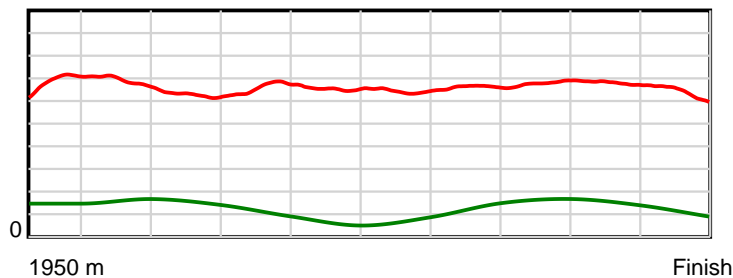
10 m Stride length



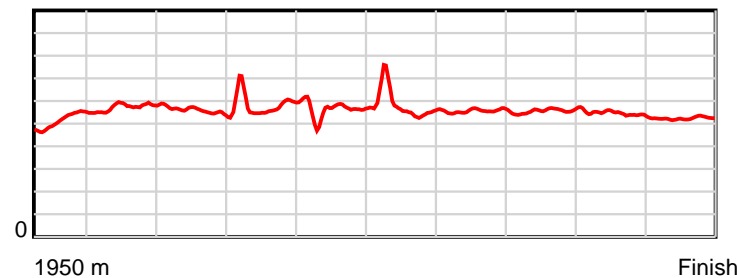
0.6 s Stride duration



20 m/sec Speed



100 % Stride efficiency



Note: Horizontal distance axis grid lines are 200m furlongs.

Disclaimer.

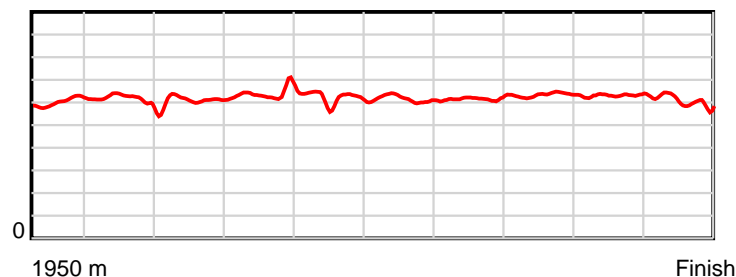
HRNZ and NZMTC and Thoroughbred Ratings Pty Ltd accepts no responsibility for the completeness or accuracy of any of the information contained herein, and makes no representations about its suitability for any particular purpose. Users should make their own judgements about those matters and/or seek independent advice. You assume all risks associated with use of the data provided on this page.

Race Results

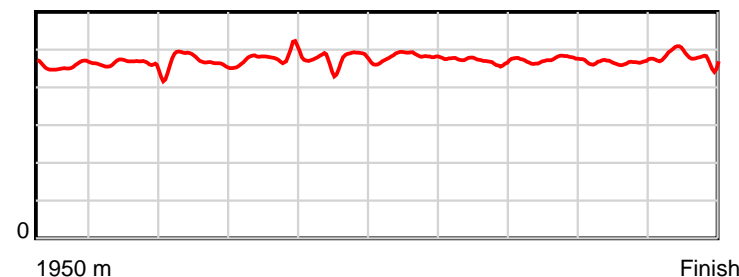
May 18, 2018, Race 4, HARAS des TROTTEURS SIRES STAKES 2YO TROT CHAMPIONSHIP (MOB), Distance 1950m, Addington - Survey 1950m

Result	TAB no.	Horse (Barrier)	1950 to	1800m to	1600m to	1400m to	1200m to	1000m to	800m to	600m to	400m to	200m to	Total or	Margin
7th	11	Christmas Babe (10)	1800m	1600m	1400m	1200m	1000m	800m	600m	400m	200m	WP	Average	
		Position in running (margin)	-	9(5.9)	9(10.7)	7(8.1)	7(6.4)	8(7.0)	8(8.6)	10(8.9)	10(10.6)	10(15.8)		26.50
		Sectional time (s)	11.65	15.22	15.43	14.97	15.34	15.78	15.26	15.23	14.81	16.04		
		Cumulative time (s)	149.73	138.08	122.86	107.43	92.46	77.12	61.34	46.08	30.85	16.04	2:29.73	
		Speed (m/s)	12.87	13.14	12.96	13.36	13.04	12.67	13.11	13.13	13.50	12.47	13.02	
		Stride length (m)	6.07	6.00	6.13	6.39	6.17	6.10	6.16	6.22	6.29	6.01	6.15	
		Stride duration (s)	0.456	0.456	0.473	0.478	0.473	0.482	0.470	0.474	0.466	0.482	0.472	
		Stride efficiency (%)	57.63	56.25	58.65	63.77	59.48	58.18	59.28	60.55	61.81	56.35	59.17	
		Stride count	24.70	33.34	32.65	31.31	32.42	32.78	32.47	32.13	31.80	33.30	316.90	

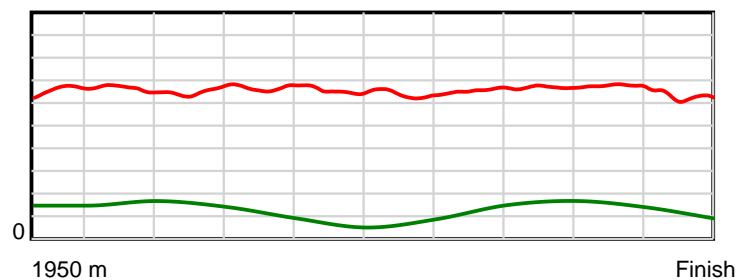
10 m Stride length



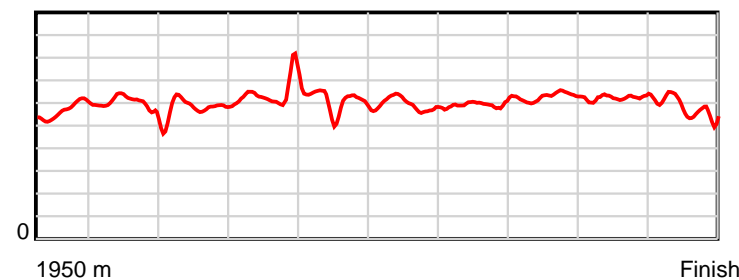
0.6 s Stride duration



20 m/sec Speed



100 % Stride efficiency



Note: Horizontal distance axis grid lines are 200m furlongs.

Disclaimer.

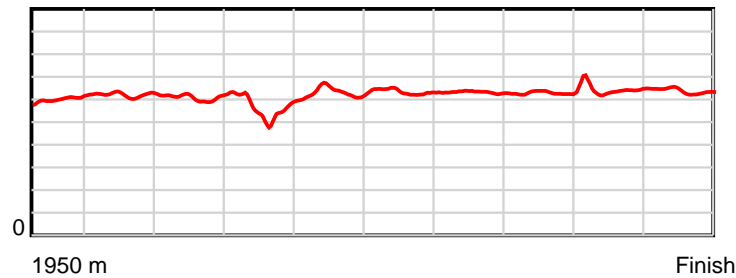
HRNZ and NZMTC and Thoroughbred Ratings Pty Ltd accepts no responsibility for the completeness or accuracy of any of the information contained herein, and makes no representations about its suitability for any particular purpose. Users should make their own judgements about those matters and/or seek independent advice. You assume all risks associated with use of the data provided on this page.

Race Results

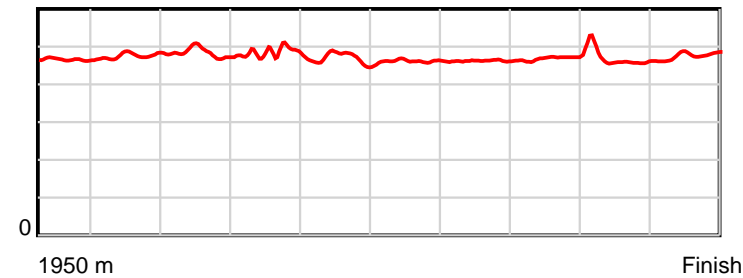
May 18, 2018, Race 4, HARAS des TROTTEURS SIRES STAKES 2YO TROT CHAMPIONSHIP (MOB), Distance 1950m, Addington - Survey 1950m

Result	TAB no.	Horse (Barrier)	1950 to	1800m to	1600m to	1400m to	1200m to	1000m to	800m to	600m to	400m to	200m to	Total or	Margin
8th	9	Doff Your Cap (8)	1800m	1600m	1400m	1200m	1000m	800m	600m	400m	200m	WP	Average	
		Position in running (margin)	-	12(8.5)	12(15.2)	12(15.6)	13(27.2)	12(25.2)	12(20.9)	12(17.5)	12(18.1)	11(22.3)		27.70
		Sectional time (s)	12.07	15.55	15.91	17.18	14.90	14.80	14.65	15.05	14.64	15.19		
		Cumulative time (s)	149.94	137.87	122.32	106.41	89.23	74.33	59.53	44.88	29.83	15.19	2:29.94	
		Speed (m/s)	12.43	12.86	12.57	11.64	13.42	13.51	13.65	13.29	13.66	13.17	13.01	
		Stride length (m)	6.04	6.12	6.07	5.61	6.27	6.24	6.31	6.26	6.35	6.29	6.15	
		Stride duration (s)	0.466	0.476	0.483	0.482	0.467	0.462	0.462	0.471	0.465	0.478	0.473	
		Stride efficiency (%)	57.01	58.50	57.58	49.14	61.47	60.77	62.21	61.14	63.03	61.90	59.12	
		Stride count	24.83	32.69	32.95	35.66	31.89	32.07	31.70	31.97	31.49	31.78	317.03	

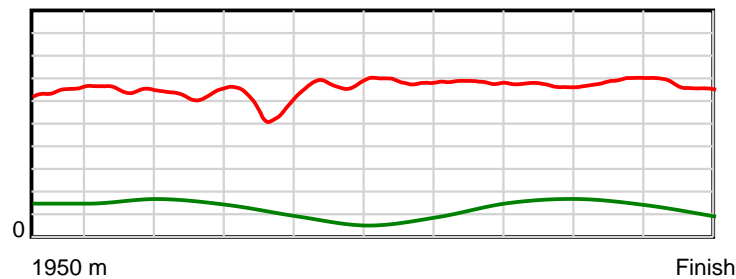
10 m Stride length



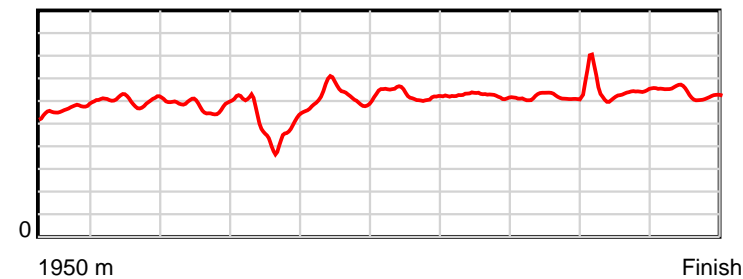
0.6 s Stride duration



20 m/sec Speed



100 % Stride efficiency



Note: Horizontal distance axis grid lines are 200m furlongs.

Disclaimer.

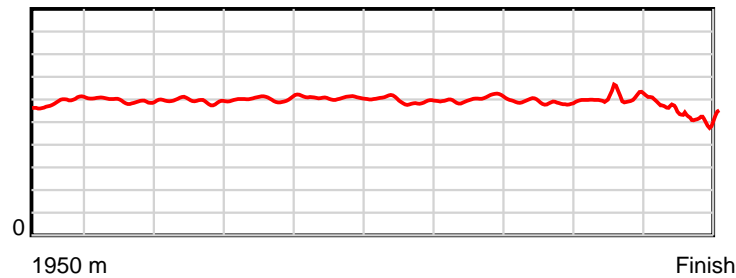
HRNZ and NZMTC and Thoroughbred Ratings Pty Ltd accepts no responsibility for the completeness or accuracy of any of the information contained herein, and makes no representations about its suitability for any particular purpose. Users should make their own judgements about those matters and/or seek independent advice. You assume all risks associated with use of the data provided on this page.

Race Results

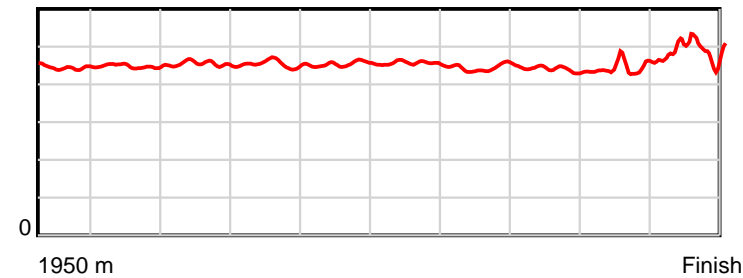
May 18, 2018, Race 4, HARAS des TROTTEURS SIRES STAKES 2YO TROT CHAMPIONSHIP (MOB), Distance 1950m, Addington - Survey 1950m

Result	TAB no.	Horse (Barrier)	1950 to	1800m to	1600m to	1400m to	1200m to	1000m to	800m to	600m to	400m to	200m to	Total or	Margin
9th	6	Tolkien (5)	1800m	1600m	1400m	1200m	1000m	800m	600m	400m	200m	WP	Average	
		Position in running (margin)	-	7(4.3)	8(10.3)	8(8.2)	8(6.8)	7(6.8)	7(7.1)	6(4.7)	5(6.1)	6(11.5)		36.30
		Sectional time (s)	11.52	15.40	15.50	15.03	15.23	15.59	14.81	15.17	14.84	18.40		
		Cumulative time (s)	151.49	139.97	124.57	109.07	94.04	78.81	63.22	48.41	33.24	18.40	2:31.49	
		Speed (m/s)	13.02	12.99	12.90	13.31	13.13	12.83	13.50	13.18	13.48	10.87	12.87	
		Stride length (m)	5.91	5.82	5.86	6.05	5.95	5.85	6.01	5.79	5.99	5.14	5.82	
		Stride duration (s)	0.443	0.448	0.454	0.455	0.453	0.456	0.445	0.439	0.444	0.473	0.452	
		Stride efficiency (%)	54.57	53.00	53.60	57.20	55.39	53.45	56.39	52.40	56.07	41.36	53.00	
		Stride count	25.38	34.34	34.15	33.06	33.59	34.20	33.29	34.54	33.39	38.88	334.82	

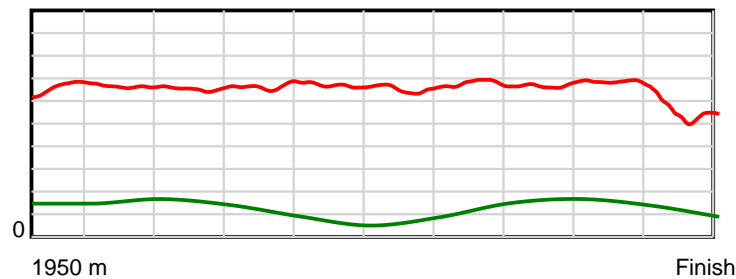
10 m Stride length



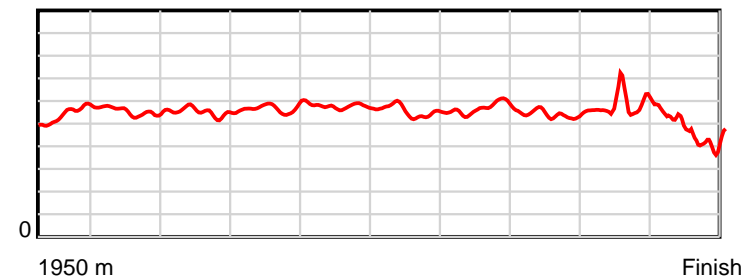
0.6 s Stride duration



20 m/sec Speed



100 % Stride efficiency



Note: Horizontal distance axis grid lines are 200m furlongs.

Disclaimer.

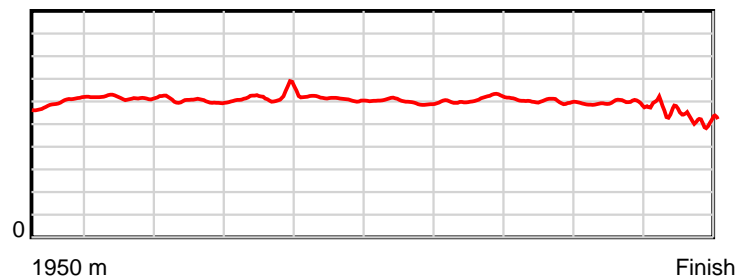
HRNZ and NZMTC and Thoroughbred Ratings Pty Ltd accepts no responsibility for the completeness or accuracy of any of the information contained herein, and makes no representations about its suitability for any particular purpose. Users should make their own judgements about those matters and/or seek independent advice. You assume all risks associated with use of the data provided on this page.

Race Results

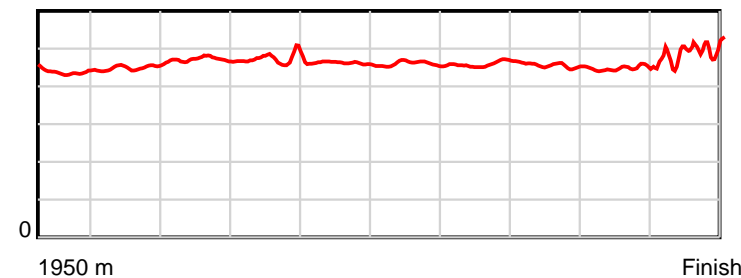
May 18, 2018, Race 4, HARAS des TROTTEURS SIRES STAKES 2YO TROT CHAMPIONSHIP (MOB), Distance 1950m, Addington - Survey 1950m

Result	TAB no.	Horse (Barrier)	1950 to	1800m to	1600m to	1400m to	1200m to	1000m to	800m to	600m to	400m to	200m to	Total or	Margin
10th	5	Majestic Chevr... (4)	1800m	1600m	1400m	1200m	1000m	800m	600m	400m	200m	WP	Average	
		Position in running (margin)	-	4(2.0)	5(4.6)	6(5.2)	6(5.1)	6(5.6)	5(4.7)	5(4.2)	7(6.8)	9(14.1)		40.30
		Sectional time (s)	10.90	14.84	15.95	15.23	15.33	15.37	15.14	15.38	15.15	18.92		
		Cumulative time (s)	152.21	141.31	126.47	110.52	95.29	79.96	64.59	49.45	34.07	18.92	2:32.21	
		Speed (m/s)	13.76	13.48	12.54	13.13	13.05	13.01	13.21	13.00	13.20	10.57	12.81	
		Stride length (m)	5.97	6.06	5.89	6.17	6.02	5.99	6.07	5.92	5.89	4.93	5.87	
		Stride duration (s)	0.437	0.450	0.470	0.470	0.462	0.460	0.459	0.455	0.446	0.466	0.458	
		Stride efficiency (%)	55.63	57.35	54.28	59.57	56.68	56.00	57.59	54.70	54.13	38.00	53.79	
		Stride count	25.14	33.01	33.93	32.39	33.21	33.41	32.95	33.80	33.98	40.56	332.38	

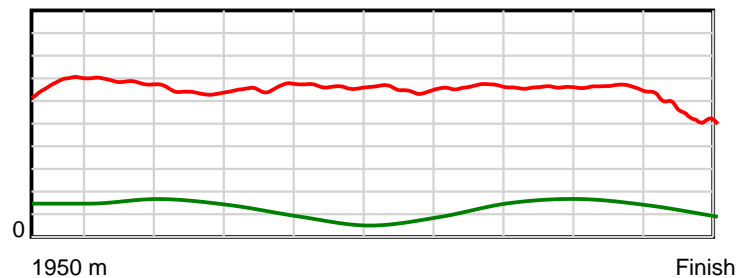
10 m Stride length



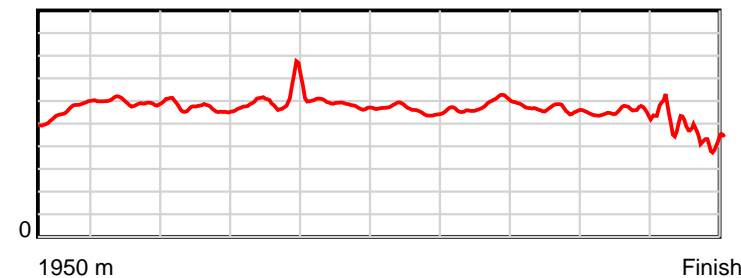
0.6 s Stride duration



20 m/sec Speed



100 % Stride efficiency



Note: Horizontal distance axis grid lines are 200m furlongs.

Disclaimer.

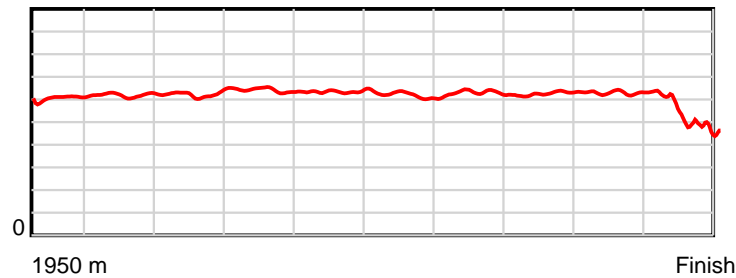
HRNZ and NZMTC and Thoroughbred Ratings Pty Ltd accepts no responsibility for the completeness or accuracy of any of the information contained herein, and makes no representations about its suitability for any particular purpose. Users should make their own judgements about those matters and/or seek independent advice. You assume all risks associated with use of the data provided on this page.

Race Results

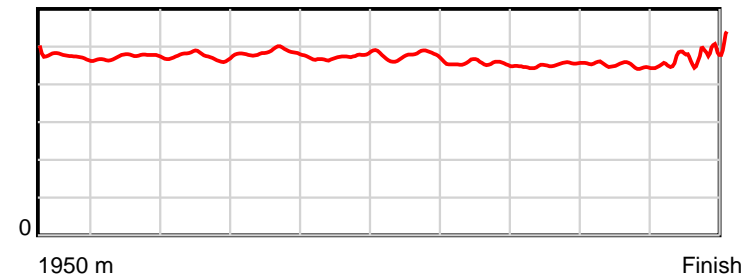
May 18, 2018, Race 4, HARAS des TROTTEURS SIRES STAKES 2YO TROT CHAMPIONSHIP (MOB), Distance 1950m, Addington - Survey 1950m

Result	TAB no.	Horse (Barrier)	1950 to	1800m to	1600m to	1400m to	1200m to	1000m to	800m to	600m to	400m to	200m to	Total or	Margin
11th	10	Jake The Mus (9)	1800m	1600m	1400m	1200m	1000m	800m	600m	400m	200m	WP	Average	
		Position in running (margin)	-	13(10.7)	13(17.8)	11(15.0)	11(14.5)	11(14.0)	11(14.4)	11(9.9)	9(10.1)	8(13.7)		41.30
		Sectional time (s)	12.22	15.60	15.39	15.17	15.15	15.60	14.47	14.96	14.55	19.28		
		Cumulative time (s)	152.39	140.17	124.57	109.18	94.01	78.86	63.26	48.79	33.83	19.28	2:32.39	
		Speed (m/s)	12.27	12.82	13.00	13.18	13.20	12.82	13.82	13.37	13.75	10.37	12.80	
		Stride length (m)	6.08	6.07	6.17	6.39	6.26	6.07	6.29	6.04	6.19	4.88	6.01	
		Stride duration (s)	0.474	0.473	0.475	0.485	0.474	0.473	0.455	0.451	0.450	0.471	0.470	
		Stride efficiency (%)	57.83	57.50	59.54	63.87	61.25	57.50	61.88	56.92	59.88	37.21	56.45	
		Stride count	24.66	32.97	32.40	31.28	31.95	32.97	31.78	33.14	32.31	40.98	324.44	

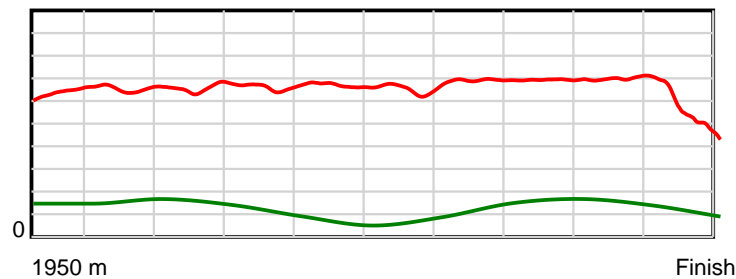
10 m Stride length



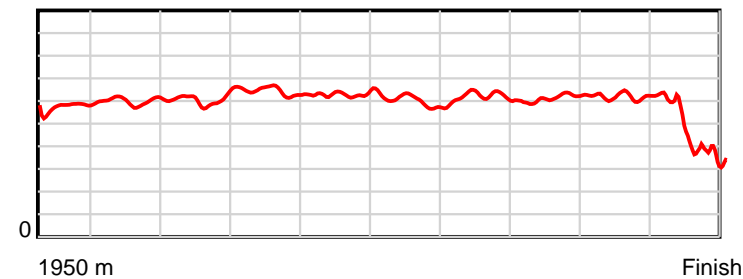
0.6 s Stride duration



20 m/sec Speed



100 % Stride efficiency



Note: Horizontal distance axis grid lines are 200m furlongs.

Disclaimer.

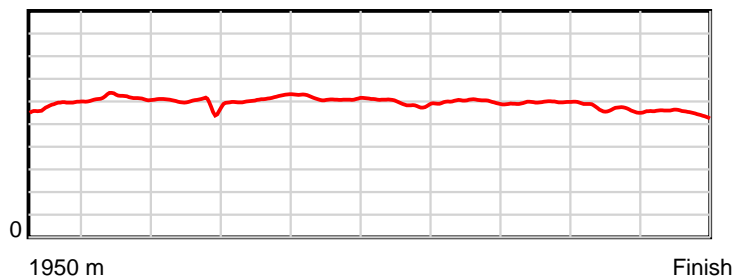
HRNZ and NZMTC and Thoroughbred Ratings Pty Ltd accepts no responsibility for the completeness or accuracy of any of the information contained herein, and makes no representations about its suitability for any particular purpose. Users should make their own judgements about those matters and/or seek independent advice. You assume all risks associated with use of the data provided on this page.

Race Results

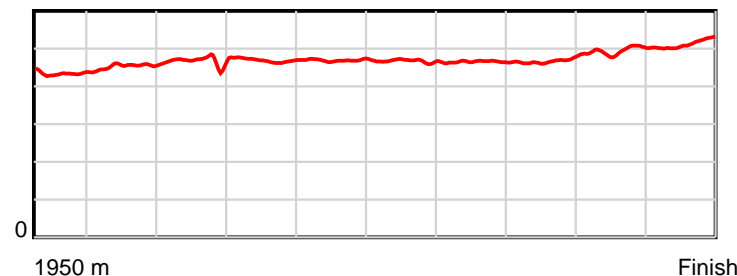
May 18, 2018, Race 4, HARAS des TROTTEURS SIRES STAKES 2YO TROT CHAMPIONSHIP (MOB), Distance 1950m, Addington - Survey 1950m

Result	TAB no.	Horse (Barrier)	1950 to	1800m to	1600m to	1400m to	1200m to	1000m to	800m to	600m to	400m to	200m to	Total or	Margin
12th	1	The Peaky Blin... (1)	1800m	1600m	1400m	1200m	1000m	800m	600m	400m	200m	WP	Average	
		Position in running (margin)	-	5(2.2)	4(4.3)	4(3.3)	5(3.9)	5(4.7)	6(6.5)	9(8.3)	11(13.7)	12(34.0)		58.60
		Sectional time (s)	10.93	14.77	15.68	15.35	15.36	15.82	15.52	15.83	17.33	18.91		
		Cumulative time (s)	155.50	144.57	129.80	114.12	98.77	83.41	67.59	52.07	36.24	18.91	2:35.50	
		Speed (m/s)	13.72	13.54	12.76	13.03	13.02	12.64	12.89	12.63	11.54	10.58	12.54	
		Stride length (m)	5.87	6.14	5.95	6.12	6.10	5.91	5.99	5.91	5.71	5.43	5.91	
		Stride duration (s)	0.432	0.453	0.467	0.469	0.469	0.467	0.465	0.468	0.495	0.514	0.471	
		Stride efficiency (%)	53.87	58.88	55.32	58.43	58.24	54.56	56.04	54.55	50.97	46.12	54.51	
		Stride count	25.55	32.58	33.61	32.71	32.76	33.85	33.40	33.85	35.02	36.82	330.15	

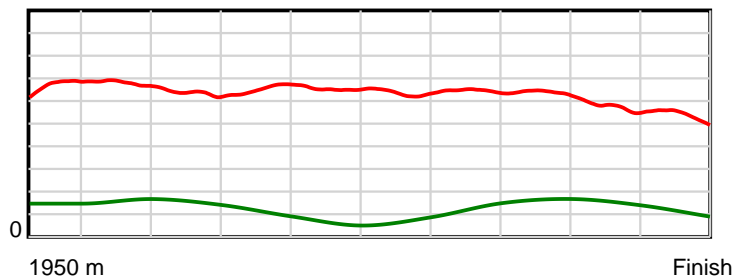
10 m Stride length



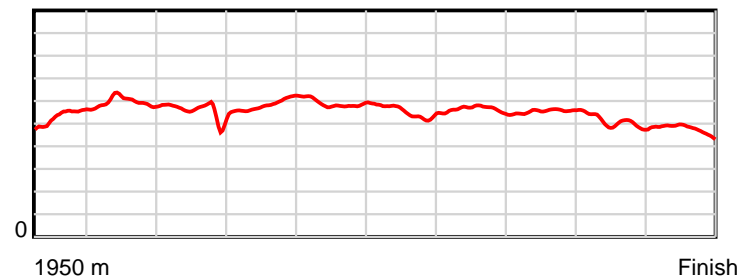
0.6 s Stride duration



20 m/sec Speed



100 % Stride efficiency



Note: Horizontal distance axis grid lines are 200m furlongs.

Disclaimer.

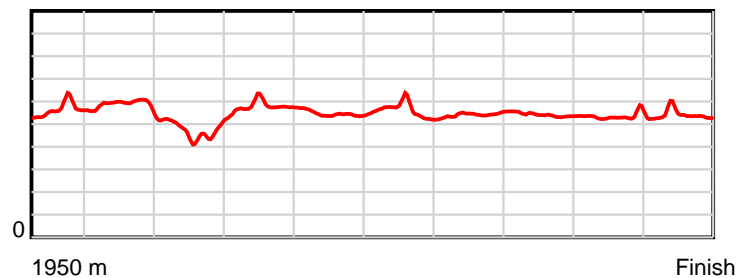
HRNZ and NZMTC and Thoroughbred Ratings Pty Ltd accepts no responsibility for the completeness or accuracy of any of the information contained herein, and makes no representations about its suitability for any particular purpose. Users should make their own judgements about those matters and/or seek independent advice. You assume all risks associated with use of the data provided on this page.

Race Results

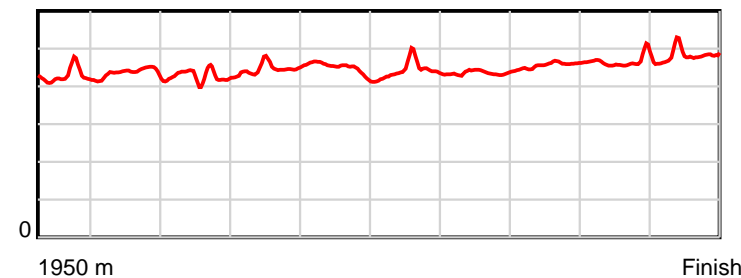
May 18, 2018, Race 4, HARAS des TROTTEURS SIRES STAKES 2YO TROT CHAMPIONSHIP (MOB), Distance 1950m, Addington - Survey 1950m

Result	TAB no.	Horse (Barrier)	1950 to	1800m to	1600m to	1400m to	1200m to	1000m to	800m to	600m to	400m to	200m to	Total or	Margin
13th	3	Orlando Magic (2)	1800m	1600m	1400m	1200m	1000m	800m	600m	400m	200m	WP	Average	
		Position in running (margin)	-	6(3.8)	6(7.0)	13(17.4)	12(18.5)	13(25.5)	13(27.7)	13(33.1)	13(46.6)	13(67.9)		85.60
		Sectional time (s)	11.30	14.95	17.58	15.43	16.40	15.90	16.11	17.18	17.50	18.01		
		Cumulative time (s)	160.36	149.06	134.11	116.53	101.10	84.70	68.80	52.69	35.51	18.01	2:40.36	
		Speed (m/s)	13.27	13.38	11.38	12.96	12.20	12.58	12.41	11.64	11.43	11.10	12.16	
		Stride length (m)	5.62	5.81	4.85	5.75	5.47	5.53	5.40	5.31	5.30	5.33	5.42	
		Stride duration (s)	0.424	0.434	0.427	0.443	0.448	0.440	0.435	0.456	0.464	0.480	0.446	
		Stride efficiency (%)	49.39	52.73	36.83	51.60	46.71	47.76	45.55	44.03	43.93	44.35	45.88	
		Stride count	26.68	34.43	41.20	34.81	36.58	36.18	37.04	37.68	37.72	37.54	359.86	

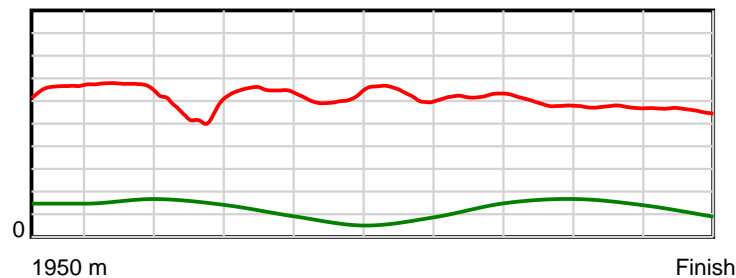
10 m Stride length



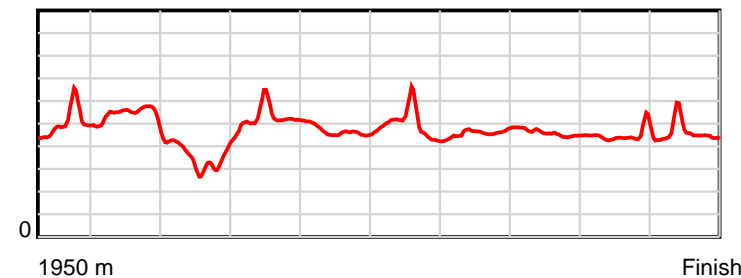
0.6 s Stride duration



20 m/sec Speed



100 % Stride efficiency



Note: Horizontal distance axis grid lines are 200m furlongs.

Disclaimer.

HRNZ and NZMTC and Thoroughbred Ratings Pty Ltd accepts no responsibility for the completeness or accuracy of any of the information contained herein, and makes no representations about its suitability for any particular purpose. Users should make their own judgements about those matters and/or seek independent advice. You assume all risks associated with use of the data provided on this page.