



Race Results

NZ Metropolitan Trotting Club Inc, HRNZ, May 18, 2018

Compilation date: May 18, 2018, 7:08:45 PM (NZST)

Copyright © 2018 HRNZ and NZMTC. All rights reserved.

Trademarks.

StrideMASTER is a registered trademark of Thoroughbred Ratings Pty Ltd.

Disclaimer.

HRNZ and NZMTC and Thoroughbred Ratings Pty Ltd accepts no responsibility for the completeness or accuracy of any of the information contained herein, and makes no representations about its suitability for any particular purpose. Users should make their own judgements about those matters and/or seek independent advice. You assume all risks associated with use of the data provided on this page.



Race Results



May 18, 2018, Race 5, IAIN MCMILLAN MEMORIAL WINTER CUP (HANDICAP PACE), Distance 3200m, Addington - Survey 3200m

Result	TAB no.	Horse (Barrier)	3200 to	3000m to	2800m to	2600m to	2400m to
1st	6	Alta Orlando (0)	3000m	2800m	2600m	2400m	2200m
		Position in running (margin)	-	5(10.2)	5(13.6)	5(12.9)	5(9.7)
		Sectional time (s)	17.00	14.72	14.85	14.55	15.66
		Cumulative time (s)	235.95	218.95	204.23	189.38	174.83
		Speed (m/s)	11.76	13.59	13.47	13.75	12.77
		Stride length (m)	5.70	5.96	5.96	6.19	5.89
		Stride duration (s)	0.419	0.439	0.443	0.450	0.461
		Stride efficiency (%)	50.73	55.59	55.51	59.89	54.22
		Stride count	35.10	33.53	33.56	32.31	33.95

Disclaimer.

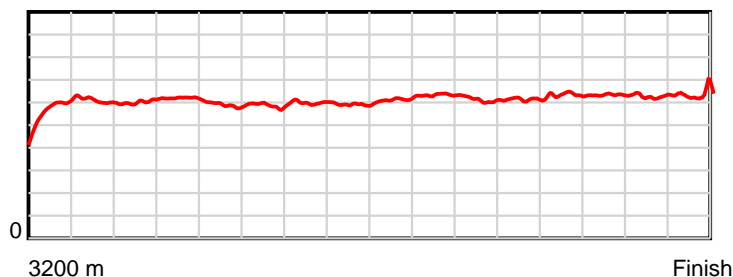
HRNZ and NZMTC and Thoroughbred Ratings Pty Ltd accepts no responsibility for the completeness or accuracy of any of the information contained herein, and makes no representations about its suitability for any particular purpose. Users should make their own judgements about those matters and/or seek independent advice. You assume all risks associated with use of the data provided on this page.

Race Results

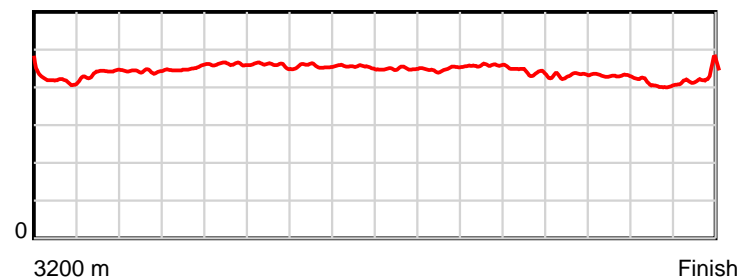
May 18, 2018, Race 5, IAIN MCMILLAN MEMORIAL WINTER CUP (HANDICAP PACE), Distance 3200m, Addington - Survey 3200m

Result	TAB no.	Horse (Barrier)	2200m to	2000m to	1800m to	1600m to	1400m to	1200m to	1000m to	800m to	600m to	400m to	200m to	Total or	Margin
1st	6	Alta Orlando (0)	2000m	1800m	1600m	1400m	1200m	1000m	800m	600m	400m	200m	WP	Average	
		Position in running (margin)	5(9.6)	5(8.7)	5(7.8)	5(8.3)	5(8.4)	5(8.1)	5(8.9)	5(7.1)	4(4.1)	4(2.9)	2(1.5)		0.00
		Sectional time (s)	15.71	15.28	15.52	14.75	14.23	14.98	14.47	13.73	13.80	13.30	13.40		
		Cumulative time (s)	159.17	143.46	128.18	112.66	97.91	83.68	68.70	54.23	40.50	26.70	13.40	3:55.95	
		Speed (m/s)	12.73	13.09	12.89	13.56	14.05	13.35	13.82	14.57	14.49	15.04	14.93	13.56	
		Stride length (m)	5.85	5.97	5.86	6.10	6.30	6.12	6.09	6.30	6.23	6.13	6.38	6.06	
		Stride duration (s)	0.459	0.456	0.455	0.450	0.449	0.458	0.440	0.433	0.430	0.408	0.428	0.447	
		Stride efficiency (%)	53.39	55.68	53.65	58.09	62.09	58.52	57.91	62.09	60.74	58.79	63.69	57.37	
		Stride count	34.22	33.51	34.13	32.80	31.73	32.68	32.85	31.73	32.08	32.61	31.33	528.12	

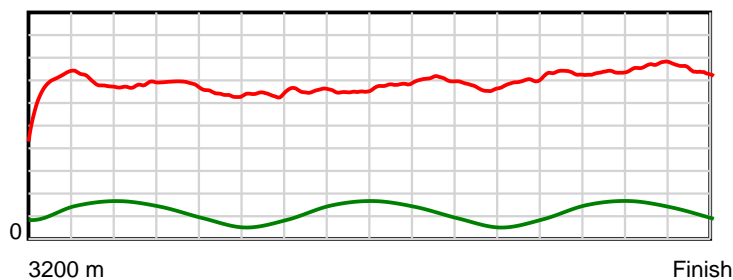
10 m Stride length



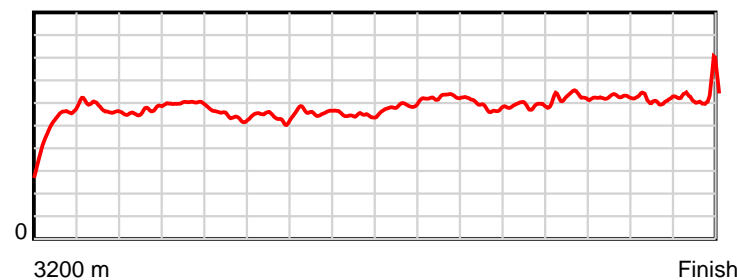
0.6 s Stride duration



20 m/sec Speed



100 % Stride efficiency



Note: Horizontal distance axis grid lines are 200m furlongs.

Disclaimer.

HRNZ and NZMTC and Thoroughbred Ratings Pty Ltd accepts no responsibility for the completeness or accuracy of any of the information contained herein, and makes no representations about its suitability for any particular purpose. Users should make their own judgements about those matters and/or seek independent advice. You assume all risks associated with use of the data provided on this page.



Race Results



May 18, 2018, Race 5, IAIN MCMILLAN MEMORIAL WINTER CUP (HANDICAP PACE), Distance 3200m, Addington - Survey 3200m

Result	TAB no.	Horse (Barrier)	3200 to	3000m to	2800m to	2600m to	2400m to
2nd	5	Eamon Maguire (3)	3000m	2800m	2600m	2400m	2200m
		Position in running (margin)	-	1(0.0)	1(0.0)	1(0.0)	1(0.0)
		Sectional time (s)	15.15	14.15	14.97	15.08	15.69
		Cumulative time (s)	236.00	220.85	206.70	191.73	176.65
		Speed (m/s)	13.20	14.13	13.36	13.26	12.75
		Stride length (m)	5.50	6.02	5.88	5.87	5.74
		Stride duration (s)	0.395	0.426	0.440	0.443	0.450
		Stride efficiency (%)	47.22	56.66	54.00	53.83	51.48
		Stride count	36.38	33.21	34.02	34.08	34.84

Disclaimer.

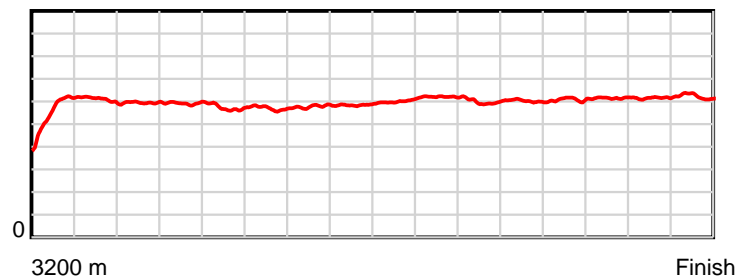
HRNZ and NZMTC and Thoroughbred Ratings Pty Ltd accepts no responsibility for the completeness or accuracy of any of the information contained herein, and makes no representations about its suitability for any particular purpose. Users should make their own judgements about those matters and/or seek independent advice. You assume all risks associated with use of the data provided on this page.

Race Results

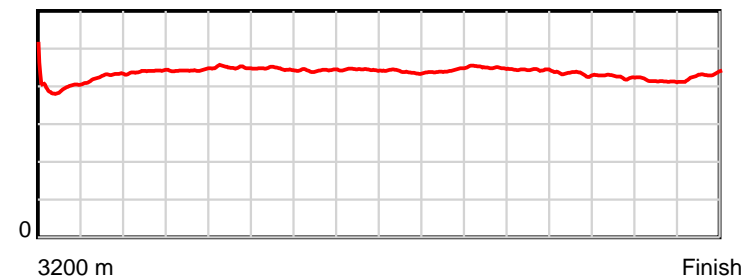
May 18, 2018, Race 5, IAIN MCMILLAN MEMORIAL WINTER CUP (HANDICAP PACE), Distance 3200m, Addington - Survey 3200m

Result	TAB no.	Horse (Barrier)	2200m to	2000m to	1800m to	1600m to	1400m to	1200m to	1000m to	800m to	600m to	400m to	200m to	Total or	Margin
2nd	5	Eamon Maguire (3)	2000m	1800m	1600m	1400m	1200m	1000m	800m	600m	400m	200m	WP	Average	
		Position in running (margin)	1(0.0)	1(0.0)	1(0.0)	1(0.0)	1(0.0)	1(0.0)	1(0.0)	1(0.0)	1(0.0)	1(0.0)	1(0.0)		0.30
		Sectional time (s)	15.85	15.44	15.42	14.74	14.28	14.84	14.76	14.23	14.00	13.53	13.87		
		Cumulative time (s)	160.96	145.11	129.67	114.25	99.51	85.23	70.39	55.63	41.40	27.40	13.87	3:56.00	
		Speed (m/s)	12.62	12.95	12.97	13.57	14.01	13.48	13.55	14.05	14.29	14.78	14.42	13.56	
		Stride length (m)	5.63	5.73	5.76	5.95	6.19	6.06	6.01	6.09	6.08	6.12	6.20	5.92	
		Stride duration (s)	0.447	0.443	0.444	0.439	0.442	0.450	0.443	0.434	0.426	0.414	0.430	0.437	
		Stride efficiency (%)	49.59	51.33	51.85	55.40	59.95	57.48	56.37	57.98	57.75	58.58	60.08	54.78	
		Stride count	35.50	34.90	34.72	33.59	32.29	32.98	33.30	32.83	32.90	32.66	32.26	540.46	

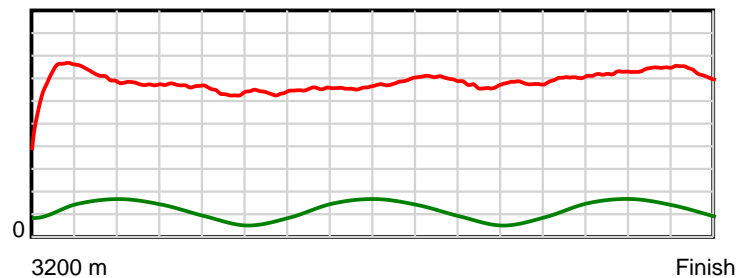
10 m Stride length



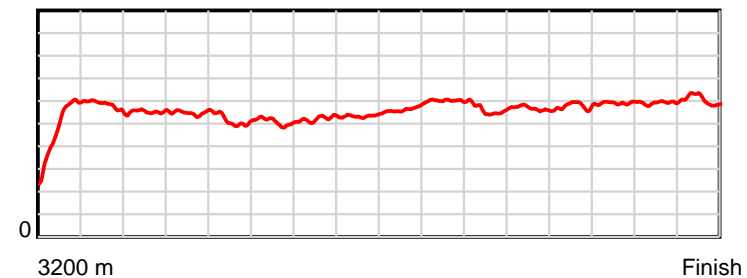
0.6 s Stride duration



20 m/sec Speed



100 % Stride efficiency



Note: Horizontal distance axis grid lines are 200m furlongs.

Disclaimer.

HRNZ and NZMTC and Thoroughbred Ratings Pty Ltd accepts no responsibility for the completeness or accuracy of any of the information contained herein, and makes no representations about its suitability for any particular purpose. Users should make their own judgements about those matters and/or seek independent advice. You assume all risks associated with use of the data provided on this page.



Race Results



May 18, 2018, Race 5, IAIN MCMILLAN MEMORIAL WINTER CUP (HANDICAP PACE), Distance 3200m, Addington - Survey 3200m

Result	TAB no.	Horse (Barrier)	3200 to	3000m to	2800m to	2600m to	2400m to
3rd	4	A G's White So... (1)	3000m	2800m	2600m	2400m	2200m
		Position in running (margin)	-	4(7.9)	4(10.5)	4(11.2)	4(8.4)
		Sectional time (s)	16.27	14.59	15.09	14.61	15.55
		Cumulative time (s)	236.25	219.98	205.39	190.30	175.69
		Speed (m/s)	12.29	13.71	13.25	13.69	12.86
		Stride length (m)	6.25	6.77	6.57	6.90	6.64
		Stride duration (s)	0.470	0.493	0.496	0.504	0.516
		Stride efficiency (%)	61.12	71.56	67.55	74.49	68.86
		Stride count	31.98	29.56	30.42	28.97	30.13

Disclaimer.

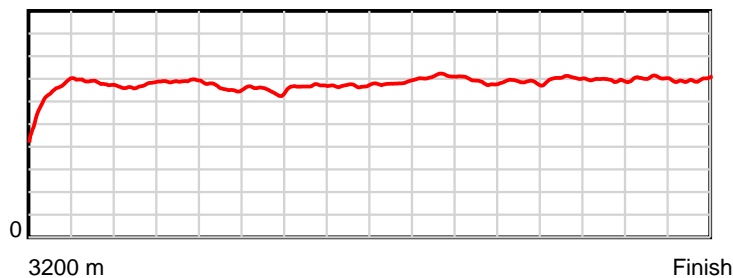
HRNZ and NZMTC and Thoroughbred Ratings Pty Ltd accepts no responsibility for the completeness or accuracy of any of the information contained herein, and makes no representations about its suitability for any particular purpose. Users should make their own judgements about those matters and/or seek independent advice. You assume all risks associated with use of the data provided on this page.

Race Results

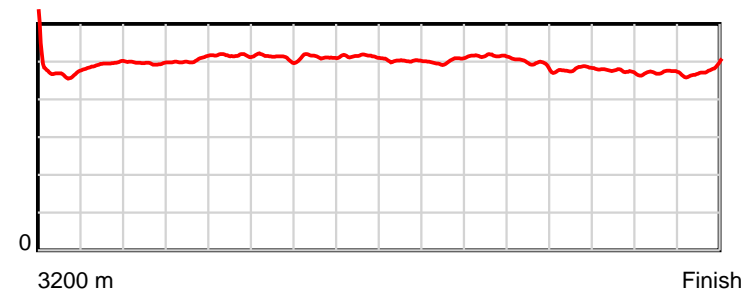
May 18, 2018, Race 5, IAIN MCMILLAN MEMORIAL WINTER CUP (HANDICAP PACE), Distance 3200m, Addington - Survey 3200m

Result	TAB no.	Horse (Barrier)	2200m to	2000m to	1800m to	1600m to	1400m to	1200m to	1000m to	800m to	600m to	400m to	200m to	Total or	Margin
3rd	4	A G's White So... (1)	2000m	1800m	1600m	1400m	1200m	1000m	800m	600m	400m	200m	WP	Average	
		Position in running (margin)	4(7.5)	4(6.2)	4(6.0)	4(5.9)	4(6.7)	4(5.9)	4(7.5)	4(5.5)	2(2.2)	3(1.8)	3(2.2)		1.70
		Sectional time (s)	15.64	15.40	15.40	14.89	14.15	15.11	14.42	13.68	13.94	13.59	13.92		
		Cumulative time (s)	160.14	144.50	129.10	113.70	98.81	84.66	69.55	55.13	41.45	27.51	13.92	3:56.25	
		Speed (m/s)	12.79	12.99	12.99	13.43	14.13	13.24	13.87	14.62	14.35	14.72	14.37	13.54	
		Stride length (m)	6.54	6.65	6.68	6.75	7.09	6.81	6.87	7.02	6.81	6.94	6.88	6.76	
		Stride duration (s)	0.511	0.512	0.514	0.502	0.502	0.515	0.495	0.480	0.475	0.472	0.479	0.499	
		Stride efficiency (%)	66.86	69.07	69.73	71.17	78.66	72.57	73.72	77.08	72.45	75.22	73.96	71.31	
		Stride count	30.58	30.08	29.94	29.64	28.19	29.35	29.12	28.48	29.37	28.83	29.07	473.71	

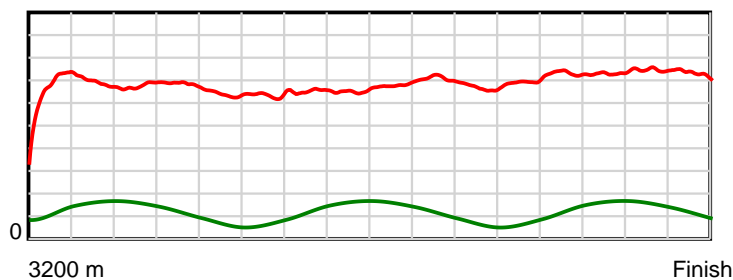
10 m Stride length



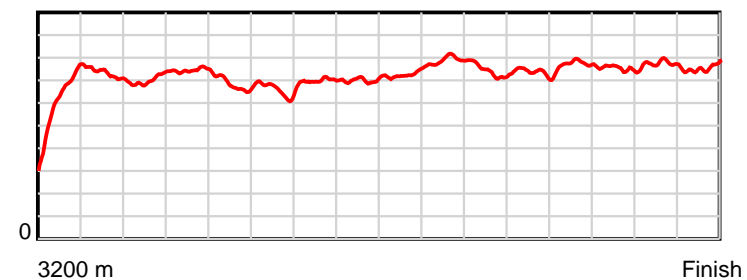
0.6 s Stride duration



20 m/sec Speed



100 % Stride efficiency



Note: Horizontal distance axis grid lines are 200m furlongs.

Disclaimer.

HRNZ and NZMTC and Thoroughbred Ratings Pty Ltd accepts no responsibility for the completeness or accuracy of any of the information contained herein, and makes no representations about its suitability for any particular purpose. Users should make their own judgements about those matters and/or seek independent advice. You assume all risks associated with use of the data provided on this page.



Race Results



May 18, 2018, Race 5, IAIN MCMILLAN MEMORIAL WINTER CUP (HANDICAP PACE), Distance 3200m, Addington - Survey 3200m

Result	TAB no.	Horse (Barrier)	3200 to	3000m to	2800m to	2600m to	2400m to
4th	3	Billy Badger (4)	3000m	2800m	2600m	2400m	2200m
		Position in running (margin)	-	3(4.9)	3(6.8)	3(5.4)	3(4.4)
		Sectional time (s)	16.23	14.45	14.74	14.92	15.69
		Cumulative time (s)	236.55	220.32	205.87	191.13	176.21
		Speed (m/s)	12.32	13.84	13.57	13.40	12.75
		Stride length (m)	5.50	6.32	6.31	6.37	6.14
		Stride duration (s)	0.433	0.457	0.465	0.475	0.482
		Stride efficiency (%)	47.19	62.48	62.16	63.32	58.99
		Stride count	36.39	31.63	31.71	31.42	32.55

Disclaimer.

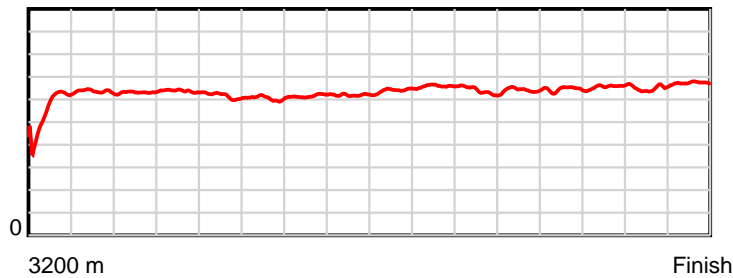
HRNZ and NZMTC and Thoroughbred Ratings Pty Ltd accepts no responsibility for the completeness or accuracy of any of the information contained herein, and makes no representations about its suitability for any particular purpose. Users should make their own judgements about those matters and/or seek independent advice. You assume all risks associated with use of the data provided on this page.

Race Results

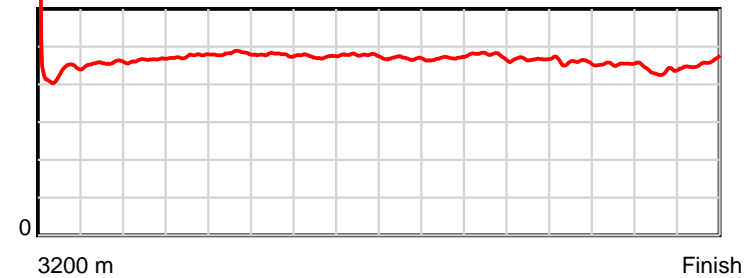
May 18, 2018, Race 5, IAIN MCMILLAN MEMORIAL WINTER CUP (HANDICAP PACE), Distance 3200m, Addington - Survey 3200m

Result	TAB no.	Horse (Barrier)	2200m to	2000m to	1800m to	1600m to	1400m to	1200m to	1000m to	800m to	600m to	400m to	200m to	Total or	Margin
4th	3	Billy Badger (4)	2000m	1800m	1600m	1400m	1200m	1000m	800m	600m	400m	200m	WP	Average	
		Position in running (margin)	3(4.4)	3(4.3)	3(4.1)	3(4.2)	3(3.6)	3(3.6)	3(5.0)	3(3.9)	5(4.3)	5(3.6)	4(3.9)		3.30
		Sectional time (s)	15.84	15.40	15.45	14.64	14.28	15.08	14.57	14.30	13.90	13.57	13.49		
		Cumulative time (s)	160.52	144.68	129.28	113.83	99.19	84.91	69.83	55.26	40.96	27.06	13.49	3:56.55	
		Speed (m/s)	12.63	12.99	12.94	13.66	14.01	13.26	13.73	13.99	14.39	14.74	14.83	13.53	
		Stride length (m)	6.04	6.15	6.18	6.40	6.57	6.32	6.41	6.42	6.54	6.43	6.80	6.29	
		Stride duration (s)	0.478	0.474	0.478	0.469	0.469	0.477	0.467	0.459	0.454	0.436	0.459	0.465	
		Stride efficiency (%)	56.97	59.11	59.77	64.09	67.46	62.49	64.28	64.43	66.78	64.59	72.23	61.90	
		Stride count	33.12	32.52	32.34	31.23	30.44	31.63	31.18	31.15	30.59	31.11	29.42	508.43	

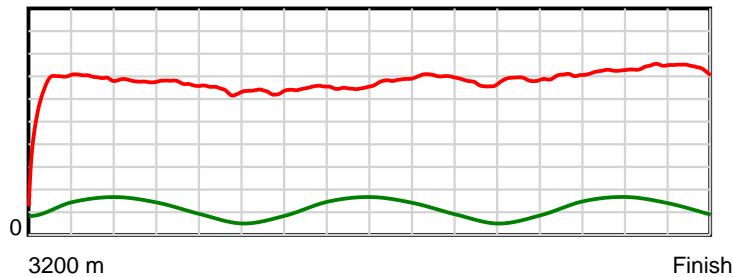
10 m Stride length



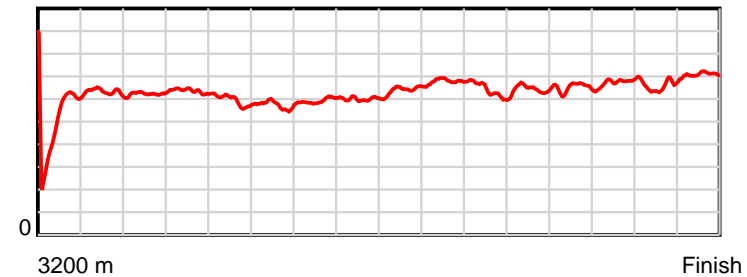
0.6 s Stride duration



20 m/sec Speed



100 % Stride efficiency



Note: Horizontal distance axis grid lines are 200m furlongs.

Disclaimer.

HRNZ and NZMTC and Thoroughbred Ratings Pty Ltd accepts no responsibility for the completeness or accuracy of any of the information contained herein, and makes no representations about its suitability for any particular purpose. Users should make their own judgements about those matters and/or seek independent advice. You assume all risks associated with use of the data provided on this page.



Race Results



May 18, 2018, Race 5, IAIN MCMILLAN MEMORIAL WINTER CUP (HANDICAP PACE), Distance 3200m, Addington - Survey 3200m

Result	TAB no.	Horse (Barrier)	3200 to	3000m to	2800m to	2600m to	2400m to
5th	2	Royal Bengal (2)	3000m	2800m	2600m	2400m	2200m
		Position in running (margin)	-	2(2.7)	2(4.4)	2(3.0)	2(2.2)
		Sectional time (s)	15.78	14.42	14.75	14.94	15.69
		Cumulative time (s)	237.84	222.06	207.64	192.89	177.95
		Speed (m/s)	12.67	13.87	13.56	13.39	12.75
		Stride length (m)	5.27	6.05	6.08	6.07	5.97
		Stride duration (s)	0.415	0.436	0.448	0.454	0.468
		Stride efficiency (%)	43.44	57.22	57.71	57.60	55.70
		Stride count	37.93	33.05	32.91	32.94	33.50

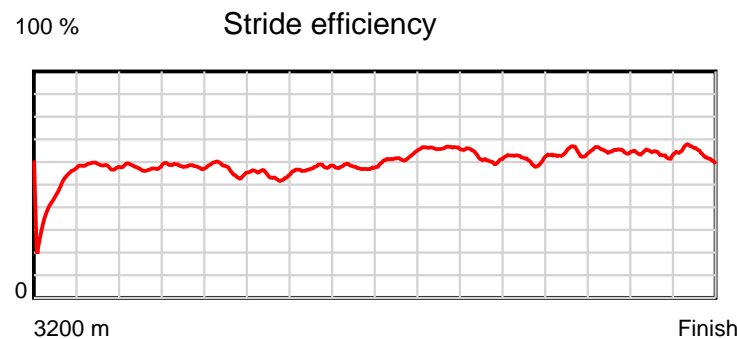
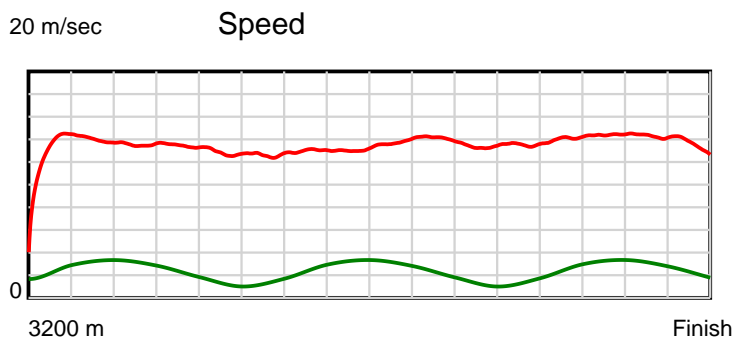
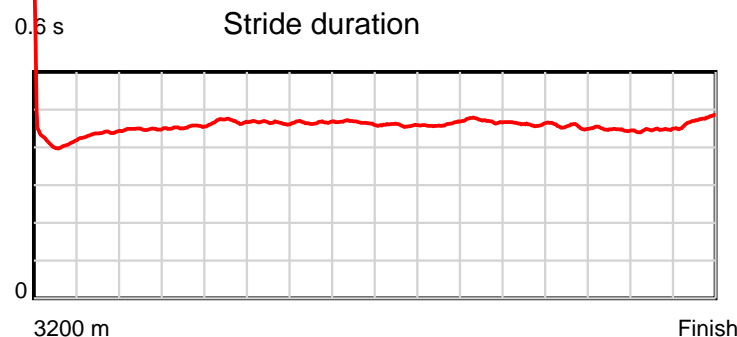
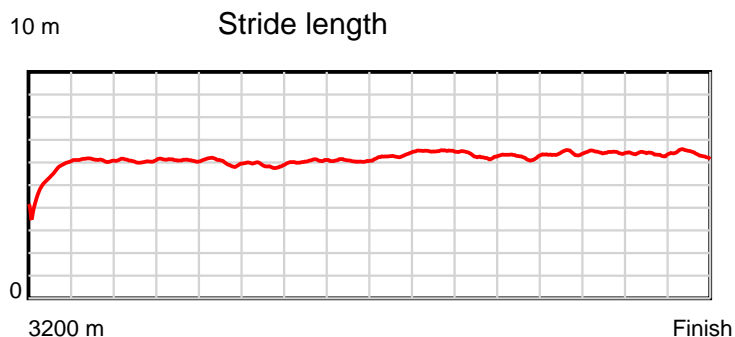
Disclaimer.

HRNZ and NZMTC and Thoroughbred Ratings Pty Ltd accepts no responsibility for the completeness or accuracy of any of the information contained herein, and makes no representations about its suitability for any particular purpose. Users should make their own judgements about those matters and/or seek independent advice. You assume all risks associated with use of the data provided on this page.

Race Results

May 18, 2018, Race 5, IAIN MCMILLAN MEMORIAL WINTER CUP (HANDICAP PACE), Distance 3200m, Addington - Survey 3200m

Result	TAB no.	Horse (Barrier)	2200m to	2000m to	1800m to	1600m to	1400m to	1200m to	1000m to	800m to	600m to	400m to	200m to	Total or	Margin
5th	2	Royal Bengal (2)	2000m	1800m	1600m	1400m	1200m	1000m	800m	600m	400m	200m	WP	Average	
		Position in running (margin)	2(2.2)	2(2.1)	2(2.2)	2(2.1)	2(1.3)	2(1.3)	2(2.3)	2(2.1)	3(2.3)	2(1.8)	5(4.7)		10.50
		Sectional time (s)	15.85	15.45	15.41	14.60	14.28	15.01	14.72	14.26	13.92	14.01	14.75		
		Cumulative time (s)	162.26	146.41	130.96	115.55	100.95	86.67	71.66	56.94	42.68	28.76	14.75	3:57.84	
		Speed (m/s)	12.62	12.94	12.98	13.70	14.01	13.32	13.59	14.03	14.37	14.28	13.56	13.45	
		Stride length (m)	5.88	6.03	6.04	6.29	6.46	6.27	6.27	6.39	6.43	6.37	6.40	6.13	
		Stride duration (s)	0.466	0.466	0.466	0.459	0.461	0.471	0.462	0.456	0.448	0.446	0.472	0.455	
		Stride efficiency (%)	54.03	56.81	57.07	61.78	65.18	61.53	61.47	63.75	64.69	63.34	63.97	58.68	
		Stride count	34.01	33.17	33.09	31.81	30.97	31.87	31.89	31.31	31.08	31.41	31.26	522.20	



Note: Horizontal distance axis grid lines are 200m furlongs.

Disclaimer.

HRNZ and NZMTC and Thoroughbred Ratings Pty Ltd accepts no responsibility for the completeness or accuracy of any of the information contained herein, and makes no representations about its suitability for any particular purpose. Users should make their own judgements about those matters and/or seek independent advice. You assume all risks associated with use of the data provided on this page.