



Race Results

NZ Metropolitan Trotting Club Inc, HRNZ, May 18, 2018

Compilation date: May 18, 2018, 7:38:07 PM (NZST)

Copyright © 2018 HRNZ and NZMTC. All rights reserved.

Trademarks.

StrideMASTER is a registered trademark of Thoroughbred Ratings Pty Ltd.

Disclaimer.

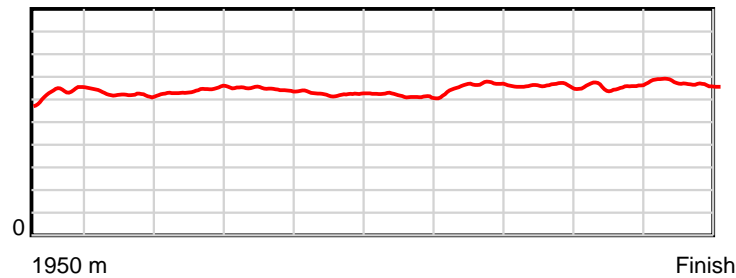
HRNZ and NZMTC and Thoroughbred Ratings Pty Ltd accepts no responsibility for the completeness or accuracy of any of the information contained herein, and makes no representations about its suitability for any particular purpose. Users should make their own judgements about those matters and/or seek independent advice. You assume all risks associated with use of the data provided on this page.

Race Results

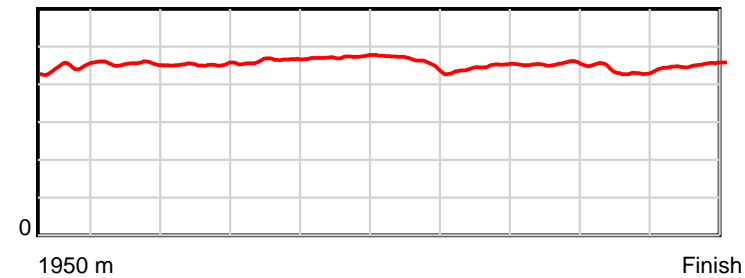
May 18, 2018, Race 6, GARRARDS 2YO SIRES STAKES SERIES No.35 FINAL (MOBILE PACE), Distance 1950m, Addington - Survey 1950m

| Result | TAB no. | Horse (Barrier) | 1950 to | 1800m to | 1600m to | 1400m to | 1200m to | 1000m to | 800m to | 600m to | 400m to | 200m to | Total or | Margin |
|--------|---------|------------------------------|---------|----------|----------|----------|----------|----------|---------|---------|---------|---------|----------|--------|
| 1st | 6 | Jesse Duke (6) | 1800m | 1600m | 1400m | 1200m | 1000m | 800m | 600m | 400m | 200m | WP | Average | |
| | | Position in running (margin) | - | 5(4.4) | 6(5.7) | 3(2.3) | 2(1.5) | 2(1.6) | 4(1.5) | 4(2.6) | 4(2.9) | 2(0.4) | | 0.00 |
| | | Sectional time (s) | 10.69 | 15.11 | 14.51 | 14.35 | 15.34 | 15.41 | 13.48 | 14.05 | 13.40 | 13.58 | | |
| | | Cumulative time (s) | 139.92 | 129.23 | 114.12 | 99.61 | 85.26 | 69.92 | 54.51 | 41.03 | 26.98 | 13.58 | 2:19.92 | |
| | | Speed (m/s) | 14.03 | 13.24 | 13.78 | 13.94 | 13.04 | 12.98 | 14.84 | 14.23 | 14.93 | 14.73 | 13.94 | |
| | | Stride length (m) | 6.33 | 6.02 | 6.23 | 6.46 | 6.16 | 5.95 | 6.63 | 6.45 | 6.51 | 6.66 | 6.33 | |
| | | Stride duration (s) | 0.446 | 0.455 | 0.452 | 0.464 | 0.473 | 0.458 | 0.447 | 0.453 | 0.436 | 0.452 | 0.454 | |
| | | Stride efficiency (%) | 62.69 | 56.72 | 60.62 | 65.24 | 59.35 | 55.32 | 68.73 | 65.09 | 66.30 | 69.26 | 62.68 | |
| | | Stride count | 23.68 | 33.20 | 32.11 | 30.95 | 32.45 | 33.61 | 30.16 | 30.99 | 30.70 | 30.04 | 307.89 | |

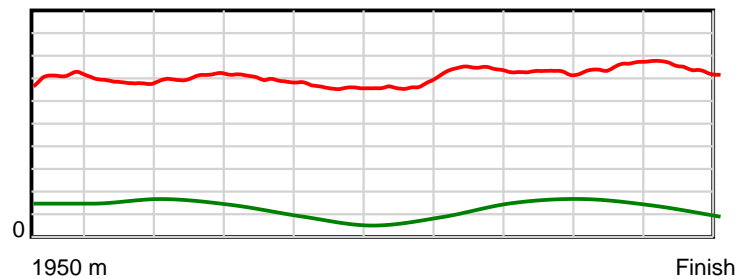
10 m Stride length



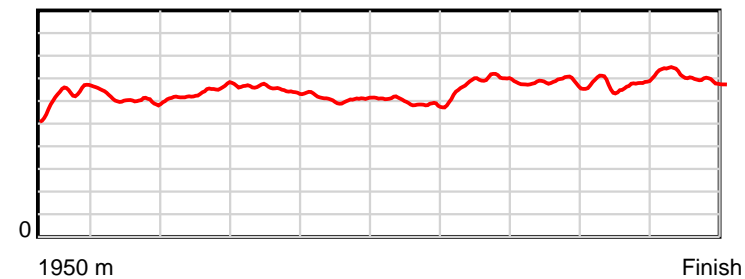
0.6 s Stride duration



20 m/sec Speed



100 % Stride efficiency



Note: Horizontal distance axis grid lines are 200m furlongs.

Disclaimer.

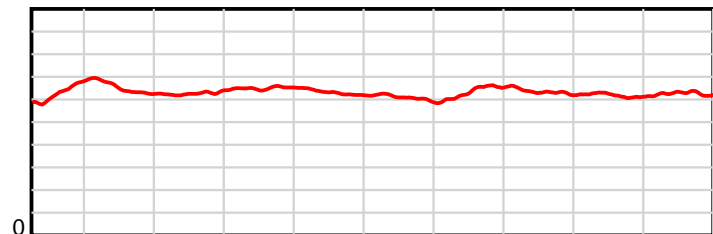
HRNZ and NZMTC and Thoroughbred Ratings Pty Ltd accepts no responsibility for the completeness or accuracy of any of the information contained herein, and makes no representations about its suitability for any particular purpose. Users should make their own judgements about those matters and/or seek independent advice. You assume all risks associated with use of the data provided on this page.

Race Results

May 18, 2018, Race 6, GARRARDS 2YO SIRES STAKES SERIES No.35 FINAL (MOBILE PACE), Distance 1950m, Addington - Survey 1950m

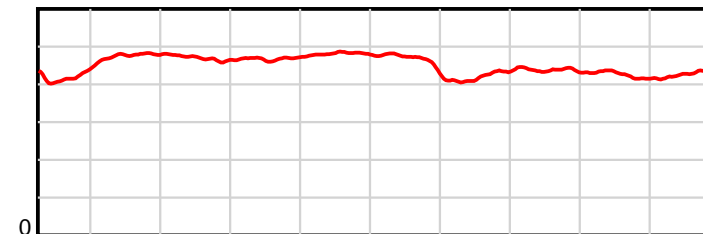
| Result | TAB no. | Horse (Barrier) | 1950 to | 1800m to | 1600m to | 1400m to | 1200m to | 1000m to | 800m to | 600m to | 400m to | 200m to | Total or | Margin |
|--------|---------|------------------------------|---------|----------|----------|----------|----------|----------|---------|---------|---------|---------|----------|--------|
| 2nd | 4 | Another Master... (4) | 1800m | 1600m | 1400m | 1200m | 1000m | 800m | 600m | 400m | 200m | WP | Average | |
| | | Position in running (margin) | - | 1(0.0) | 1(0.0) | 1(0.0) | 1(0.0) | 1(0.0) | 1(0.0) | 1(0.0) | 1(0.0) | 1(0.0) | | 0.20 |
| | | Sectional time (s) | 9.91 | 14.89 | 15.08 | 14.48 | 15.33 | 15.43 | 13.30 | 14.00 | 13.80 | 13.74 | | |
| | | Cumulative time (s) | 139.96 | 130.05 | 115.16 | 100.08 | 85.60 | 70.27 | 54.84 | 41.54 | 27.54 | 13.74 | 2:19.96 | |
| | | Speed (m/s) | 15.13 | 13.43 | 13.26 | 13.81 | 13.05 | 12.96 | 15.04 | 14.29 | 14.49 | 14.56 | 13.93 | |
| | | Stride length (m) | 6.31 | 6.41 | 6.23 | 6.46 | 6.28 | 6.02 | 6.32 | 6.27 | 6.16 | 6.23 | 6.26 | |
| | | Stride duration (s) | 0.419 | 0.477 | 0.469 | 0.468 | 0.481 | 0.465 | 0.421 | 0.439 | 0.425 | 0.428 | 0.450 | |
| | | Stride efficiency (%) | 62.13 | 64.12 | 60.58 | 65.31 | 61.62 | 56.64 | 62.49 | 61.34 | 59.35 | 60.57 | 61.33 | |
| | | Stride count | 23.79 | 31.22 | 32.12 | 30.94 | 31.85 | 33.22 | 31.63 | 31.92 | 32.45 | 32.13 | 311.27 | |

10 m Stride length



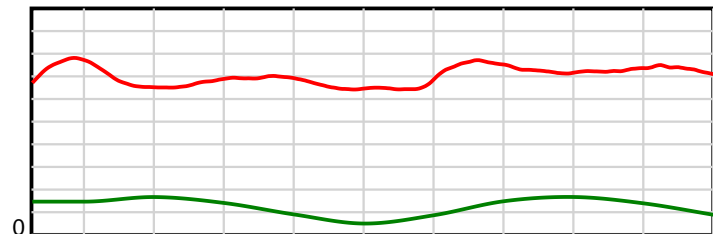
1950 m Finish

0.6 s Stride duration



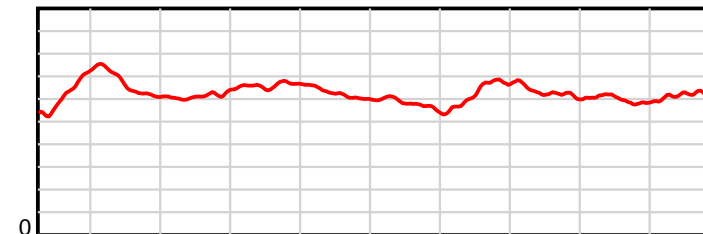
1950 m Finish

20 m/sec Speed



1950 m Finish

100 % Stride efficiency



1950 m Finish

Note: Horizontal distance axis grid lines are 200m furlongs.

Disclaimer.

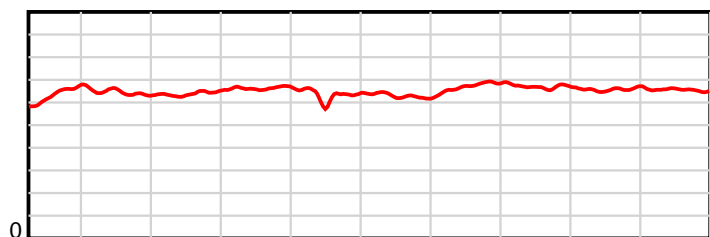
HRNZ and NZMTC and Thoroughbred Ratings Pty Ltd accepts no responsibility for the completeness or accuracy of any of the information contained herein, and makes no representations about its suitability for any particular purpose. Users should make their own judgements about those matters and/or seek independent advice. You assume all risks associated with use of the data provided on this page.

Race Results

May 18, 2018, Race 6, GARRARDS 2YO SIRES STAKES SERIES No.35 FINAL (MOBILE PACE), Distance 1950m, Addington - Survey 1950m

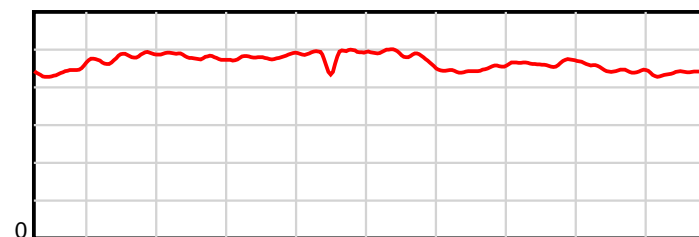
| Result | TAB no. | Horse (Barrier) | 1950 to | 1800m to | 1600m to | 1400m to | 1200m to | 1000m to | 800m to | 600m to | 400m to | 200m to | Total or | Margin |
|--------|---------|------------------------------|--------------|--------------|--------------|--------------|--------------|-------------|-------------|-------------|-------------|-----------|----------------|--------|
| 3rd | 2 | A Bettor Act (2) | 1800m | 1600m | 1400m | 1200m | 1000m | 800m | 600m | 400m | 200m | WP | Average | |
| | | Position in running (margin) | - | 4(2.7) | 3(3.9) | 4(3.4) | 5(3.7) | 4(3.5) | 6(3.6) | 5(3.9) | 5(3.8) | 5(2.5) | | 1.50 |
| | | Sectional time (s) | 10.47 | 15.09 | 14.99 | 14.54 | 15.29 | 15.45 | 13.35 | 13.99 | 13.59 | 13.43 | | |
| | | Cumulative time (s) | 140.19 | 129.72 | 114.63 | 99.64 | 85.10 | 69.81 | 54.36 | 41.01 | 27.02 | 13.43 | 2:20.19 | |
| | | Speed (m/s) | 14.32 | 13.25 | 13.34 | 13.76 | 13.08 | 12.94 | 14.98 | 14.30 | 14.72 | 14.89 | 13.91 | |
| | | Stride length (m) | 6.46 | 6.37 | 6.42 | 6.62 | 6.33 | 6.23 | 6.72 | 6.64 | 6.58 | 6.55 | 6.49 | |
| | | Stride duration (s) | 0.444 | 0.480 | 0.481 | 0.481 | 0.484 | 0.481 | 0.449 | 0.464 | 0.447 | 0.440 | 0.467 | |
| | | Stride efficiency (%) | 65.15 | 63.37 | 64.36 | 68.46 | 62.61 | 60.73 | 70.64 | 68.86 | 67.62 | 67.11 | 65.80 | |
| | | Stride count | 23.23 | 31.41 | 31.17 | 30.22 | 31.60 | 32.08 | 29.75 | 30.13 | 30.40 | 30.52 | 300.51 | |

10 m Stride length



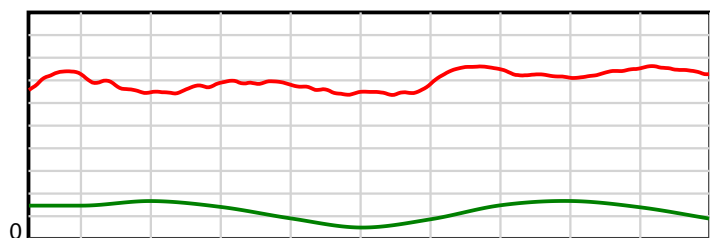
1950 m Finish

0.6 s Stride duration



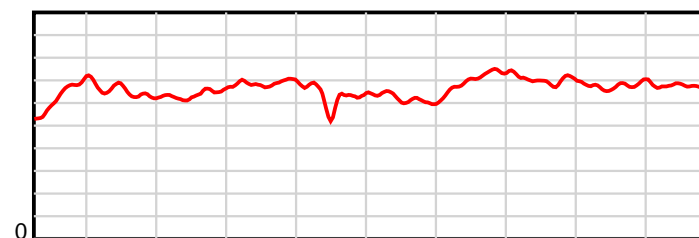
1950 m Finish

20 m/sec Speed



1950 m Finish

100 % Stride efficiency



1950 m Finish

Note: Horizontal distance axis grid lines are 200m furlongs.

Disclaimer.

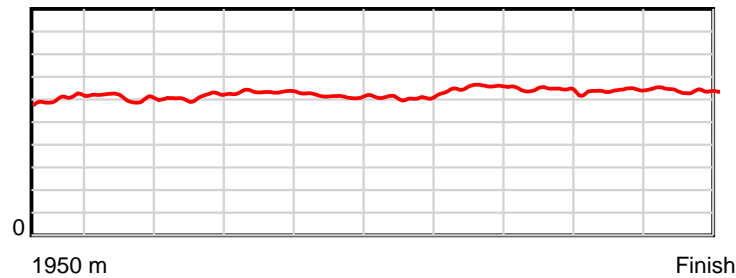
HRNZ and NZMTC and Thoroughbred Ratings Pty Ltd accepts no responsibility for the completeness or accuracy of any of the information contained herein, and makes no representations about its suitability for any particular purpose. Users should make their own judgements about those matters and/or seek independent advice. You assume all risks associated with use of the data provided on this page.

Race Results

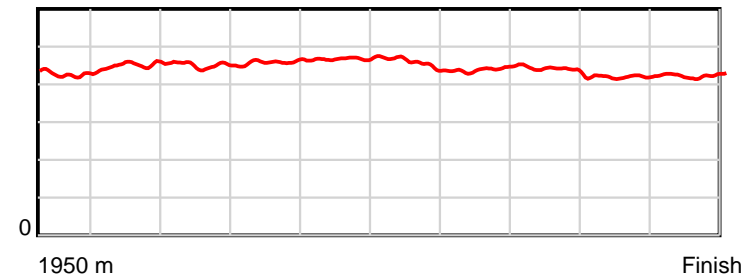
May 18, 2018, Race 6, GARRARDS 2YO SIRES STAKES SERIES No.35 FINAL (MOBILE PACE), Distance 1950m, Addington - Survey 1950m

| Result | TAB no. | Horse (Barrier) | 1950 to | 1800m to | 1600m to | 1400m to | 1200m to | 1000m to | 800m to | 600m to | 400m to | 200m to | Total or | Margin |
|--------|---------|------------------------------|---------|----------|----------|----------|----------|----------|---------|---------|---------|---------|----------|--------|
| 4th | 5 | Supreme Domina... (5) | 1800m | 1600m | 1400m | 1200m | 1000m | 800m | 600m | 400m | 200m | WP | Average | |
| | | Position in running (margin) | - | 6(4.8) | 7(5.7) | 7(5.1) | 6(5.3) | 7(5.8) | 7(4.8) | 7(5.9) | 7(6.0) | 6(4.1) | | 1.60 |
| | | Sectional time (s) | 10.70 | 15.03 | 14.98 | 14.51 | 15.41 | 15.26 | 13.50 | 14.02 | 13.47 | 13.33 | | |
| | | Cumulative time (s) | 140.21 | 129.51 | 114.48 | 99.50 | 84.99 | 69.58 | 54.32 | 40.82 | 26.80 | 13.33 | 2:20.21 | |
| | | Speed (m/s) | 14.02 | 13.31 | 13.35 | 13.78 | 12.98 | 13.11 | 14.81 | 14.27 | 14.85 | 15.00 | 13.91 | |
| | | Stride length (m) | 6.04 | 5.99 | 6.03 | 6.32 | 6.07 | 5.99 | 6.52 | 6.26 | 6.25 | 6.35 | 6.18 | |
| | | Stride duration (s) | 0.426 | 0.450 | 0.452 | 0.459 | 0.468 | 0.457 | 0.440 | 0.438 | 0.421 | 0.424 | 0.444 | |
| | | Stride efficiency (%) | 57.01 | 56.00 | 56.84 | 62.51 | 57.52 | 56.13 | 66.41 | 61.15 | 60.95 | 63.11 | 59.69 | |
| | | Stride count | 24.83 | 33.41 | 33.16 | 31.62 | 32.97 | 33.37 | 30.68 | 31.97 | 32.02 | 31.47 | 315.50 | |

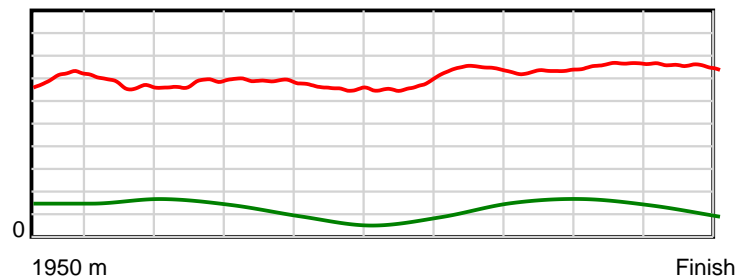
10 m Stride length



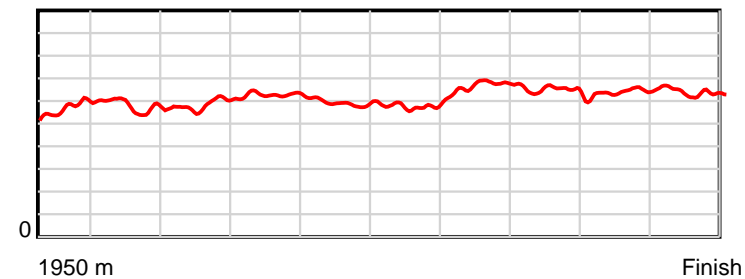
0.6 s Stride duration



20 m/sec Speed



100 % Stride efficiency



Note: Horizontal distance axis grid lines are 200m furlongs.

Disclaimer.

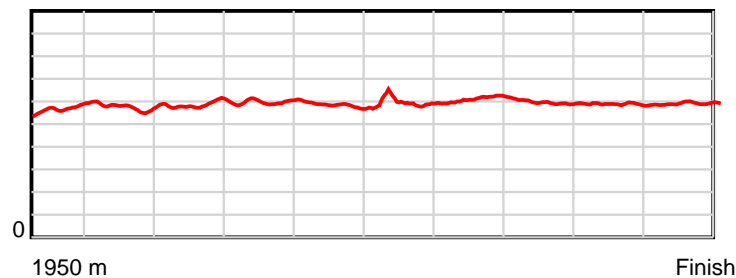
HRNZ and NZMTC and Thoroughbred Ratings Pty Ltd accepts no responsibility for the completeness or accuracy of any of the information contained herein, and makes no representations about its suitability for any particular purpose. Users should make their own judgements about those matters and/or seek independent advice. You assume all risks associated with use of the data provided on this page.

Race Results

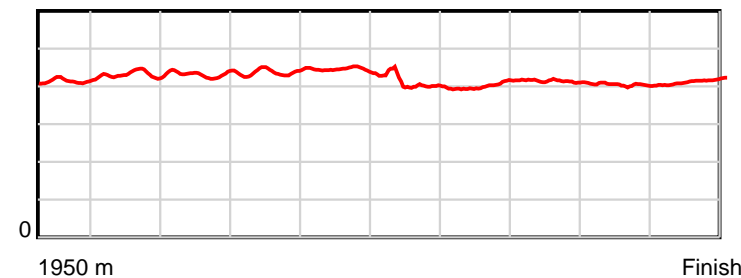
May 18, 2018, Race 6, GARRARDS 2YO SIRES STAKES SERIES No.35 FINAL (MOBILE PACE), Distance 1950m, Addington - Survey 1950m

| Result | TAB no. | Horse (Barrier) | 1950 to | 1800m to | 1600m to | 1400m to | 1200m to | 1000m to | 800m to | 600m to | 400m to | 200m to | Total or | Margin |
|--------|---------|------------------------------|--------------|--------------|--------------|--------------|--------------|-------------|-------------|-------------|-------------|-----------|----------------|--------|
| 5th | 8 | Heisenberg (8) | 1800m | 1600m | 1400m | 1200m | 1000m | 800m | 600m | 400m | 200m | WP | Average | |
| | | Position in running (margin) | - | 8(6.7) | 10(9.6) | 10(8.8) | 10(9.0) | 10(9.2) | 2(1.2) | 2(0.0) | 2(0.9) | 3(0.9) | | 2.10 |
| | | Sectional time (s) | 11.12 | 15.37 | 14.96 | 14.51 | 15.36 | 14.10 | 13.11 | 14.14 | 13.80 | 13.83 | | |
| | | Cumulative time (s) | 140.30 | 129.18 | 113.81 | 98.85 | 84.34 | 68.98 | 54.88 | 41.77 | 27.63 | 13.83 | 2:20.30 | |
| | | Speed (m/s) | 13.49 | 13.01 | 13.37 | 13.78 | 13.02 | 14.18 | 15.26 | 14.14 | 14.49 | 14.46 | 13.90 | |
| | | Stride length (m) | 5.70 | 5.62 | 5.79 | 6.03 | 5.78 | 5.75 | 6.13 | 5.84 | 5.84 | 5.98 | 5.85 | |
| | | Stride duration (s) | 0.414 | 0.432 | 0.433 | 0.438 | 0.444 | 0.405 | 0.402 | 0.413 | 0.403 | 0.414 | 0.421 | |
| | | Stride efficiency (%) | 50.72 | 49.30 | 52.40 | 56.88 | 52.26 | 51.58 | 58.71 | 53.36 | 53.36 | 55.88 | 53.41 | |
| | | Stride count | 26.33 | 35.61 | 34.54 | 33.15 | 34.59 | 34.81 | 32.63 | 34.23 | 34.22 | 33.44 | 333.55 | |

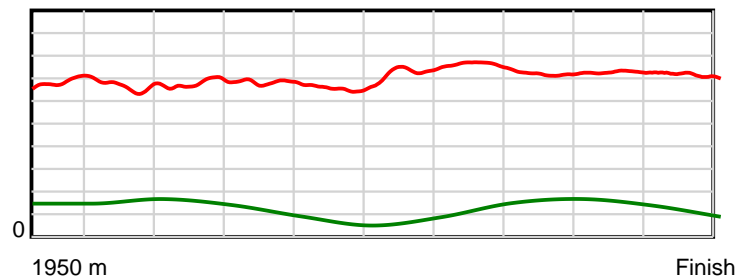
10 m Stride length



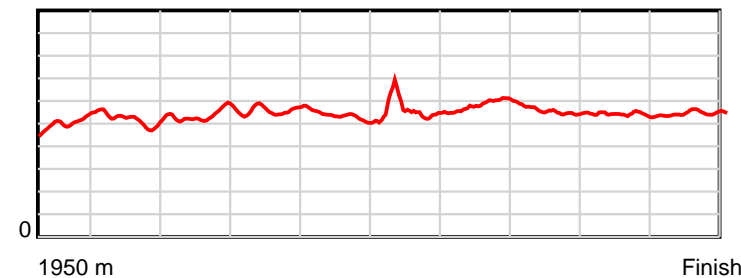
0.6 s Stride duration



20 m/sec Speed



100 % Stride efficiency



Note: Horizontal distance axis grid lines are 200m furlongs.

Disclaimer.

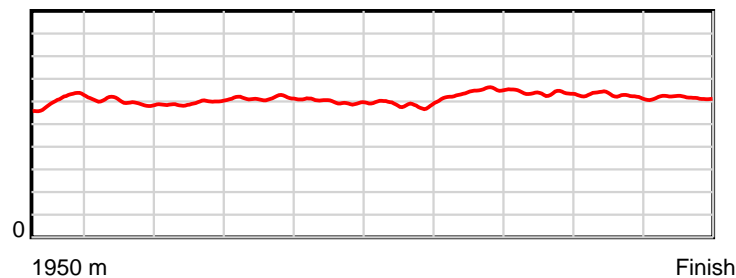
HRNZ and NZMTC and Thoroughbred Ratings Pty Ltd accepts no responsibility for the completeness or accuracy of any of the information contained herein, and makes no representations about its suitability for any particular purpose. Users should make their own judgements about those matters and/or seek independent advice. You assume all risks associated with use of the data provided on this page.

Race Results

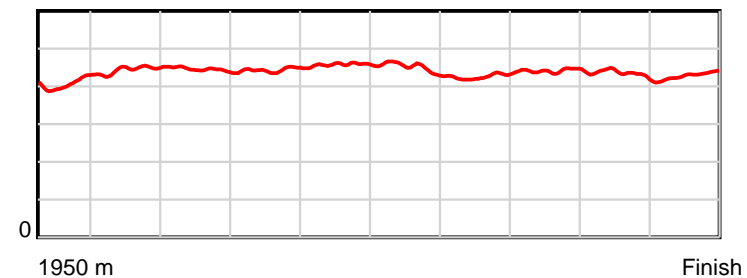
May 18, 2018, Race 6, GARRARDS 2YO SIRES STAKES SERIES No.35 FINAL (MOBILE PACE), Distance 1950m, Addington - Survey 1950m

| Result | TAB no. | Horse (Barrier) | 1950 to | 1800m to | 1600m to | 1400m to | 1200m to | 1000m to | 800m to | 600m to | 400m to | 200m to | Total or | Margin |
|--------|---------|------------------------------|---------|----------|----------|----------|----------|----------|---------|---------|---------|---------|----------|--------|
| 6th | 1 | War Dan Deligh... (1) | 1800m | 1600m | 1400m | 1200m | 1000m | 800m | 600m | 400m | 200m | WP | Average | |
| | | Position in running (margin) | - | 2(0.9) | 2(2.1) | 2(1.7) | 3(1.8) | 3(1.6) | 3(1.4) | 3(2.0) | 3(2.2) | 4(1.9) | | 3.10 |
| | | Sectional time (s) | 10.15 | 15.08 | 15.02 | 14.51 | 15.29 | 15.40 | 13.40 | 14.03 | 13.75 | 13.85 | | |
| | | Cumulative time (s) | 140.48 | 130.33 | 115.25 | 100.23 | 85.72 | 70.43 | 55.03 | 41.63 | 27.60 | 13.85 | 2:20.48 | |
| | | Speed (m/s) | 14.77 | 13.26 | 13.32 | 13.78 | 13.08 | 12.99 | 14.93 | 14.26 | 14.55 | 14.44 | 13.88 | |
| | | Stride length (m) | 6.07 | 5.90 | 5.93 | 6.12 | 5.99 | 5.85 | 6.36 | 6.30 | 6.30 | 6.21 | 6.10 | |
| | | Stride duration (s) | 0.407 | 0.444 | 0.445 | 0.444 | 0.458 | 0.450 | 0.426 | 0.442 | 0.433 | 0.430 | 0.439 | |
| | | Stride efficiency (%) | 57.61 | 54.31 | 54.90 | 58.47 | 55.99 | 53.44 | 63.26 | 61.95 | 62.02 | 60.30 | 58.10 | |
| | | Stride count | 24.70 | 33.92 | 33.74 | 32.70 | 33.41 | 34.20 | 31.43 | 31.76 | 31.75 | 32.20 | 319.81 | |

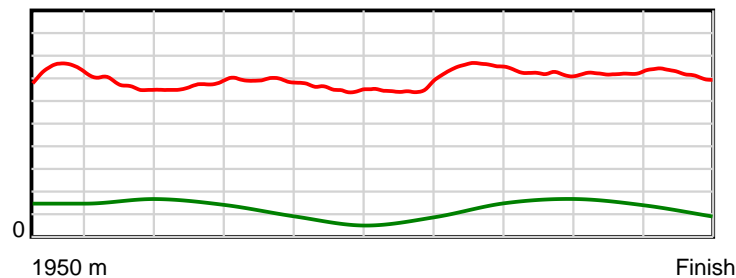
10 m Stride length



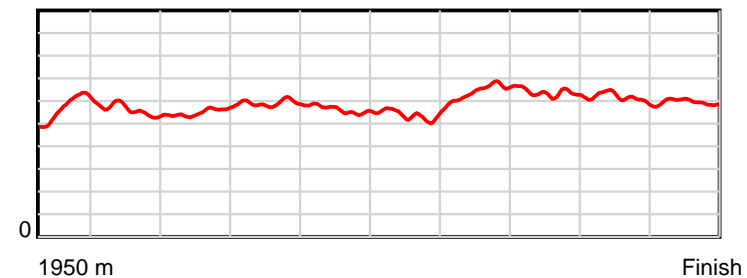
0.6 s Stride duration



20 m/sec Speed



100 % Stride efficiency



Note: Horizontal distance axis grid lines are 200m furlongs.

Disclaimer.

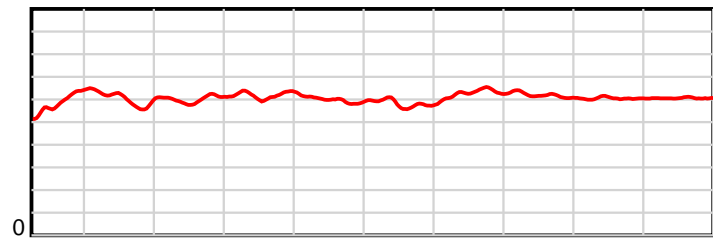
HRNZ and NZMTC and Thoroughbred Ratings Pty Ltd accepts no responsibility for the completeness or accuracy of any of the information contained herein, and makes no representations about its suitability for any particular purpose. Users should make their own judgements about those matters and/or seek independent advice. You assume all risks associated with use of the data provided on this page.

Race Results

May 18, 2018, Race 6, GARRARDS 2YO SIRES STAKES SERIES No.35 FINAL (MOBILE PACE), Distance 1950m, Addington - Survey 1950m

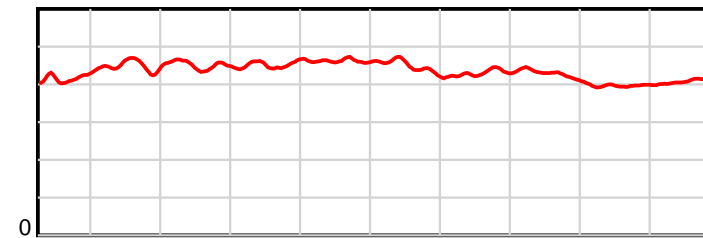
| Result | TAB no. | Horse (Barrier) | 1950 to | 1800m to | 1600m to | 1400m to | 1200m to | 1000m to | 800m to | 600m to | 400m to | 200m to | Total or | Margin |
|--------|---------|------------------------------|---------|----------|----------|----------|----------|----------|---------|---------|---------|---------|----------|--------|
| 7th | 9 | Beaudiene West... (9) | 1800m | 1600m | 1400m | 1200m | 1000m | 800m | 600m | 400m | 200m | WP | Average | |
| | | Position in running (margin) | - | 10(7.3) | 8(7.5) | 8(6.6) | 9(7.3) | 10(7.2) | 10(9.2) | 10(9.1) | 7(4.6) | | | 3.90 |
| | | Sectional time (s) | 11.00 | 14.93 | 14.92 | 14.60 | 15.36 | 15.39 | 13.64 | 13.98 | 13.05 | 13.75 | | |
| | | Cumulative time (s) | 140.62 | 129.62 | 114.69 | 99.77 | 85.17 | 69.81 | 54.42 | 40.78 | 26.80 | 13.75 | 2:20.62 | |
| | | Speed (m/s) | 13.63 | 13.40 | 13.40 | 13.70 | 13.02 | 13.00 | 14.66 | 14.31 | 15.33 | 14.55 | 13.87 | |
| | | Stride length (m) | 5.96 | 6.02 | 6.05 | 6.20 | 6.01 | 5.80 | 6.30 | 6.11 | 6.07 | 6.00 | 6.05 | |
| | | Stride duration (s) | 0.418 | 0.449 | 0.451 | 0.453 | 0.462 | 0.446 | 0.430 | 0.427 | 0.396 | 0.413 | 0.436 | |
| | | Stride efficiency (%) | 55.54 | 56.55 | 57.20 | 60.09 | 56.48 | 52.63 | 62.06 | 58.42 | 57.63 | 56.26 | 57.25 | |
| | | Stride count | 25.16 | 33.25 | 33.06 | 32.25 | 33.27 | 34.46 | 31.74 | 32.71 | 32.93 | 33.33 | 322.16 | |

10 m Stride length



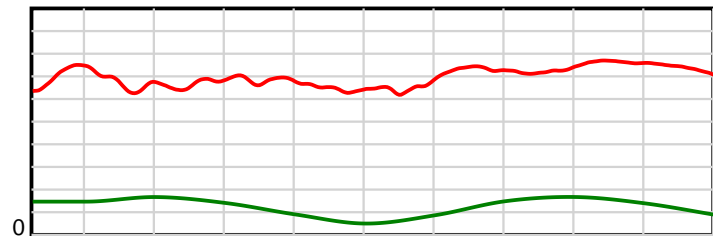
1950 m Finish

0.6 s Stride duration



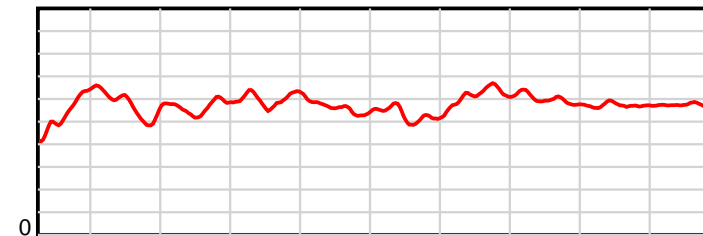
1950 m Finish

20 m/sec Speed



1950 m Finish

100 % Stride efficiency



1950 m Finish

Note: Horizontal distance axis grid lines are 200m furlongs.

Disclaimer.

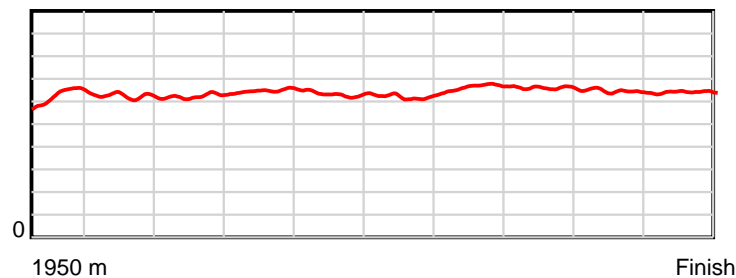
HRNZ and NZMTC and Thoroughbred Ratings Pty Ltd accepts no responsibility for the completeness or accuracy of any of the information contained herein, and makes no representations about its suitability for any particular purpose. Users should make their own judgements about those matters and/or seek independent advice. You assume all risks associated with use of the data provided on this page.

Race Results

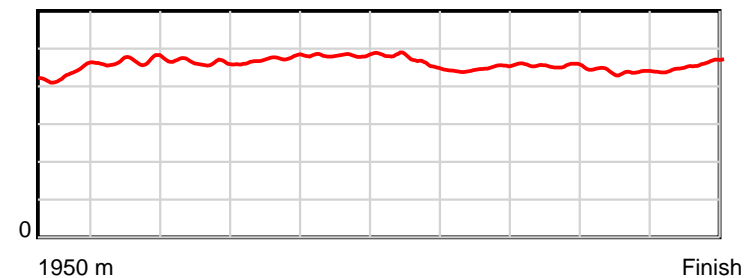
May 18, 2018, Race 6, GARRARDS 2YO SIRES STAKES SERIES No.35 FINAL (MOBILE PACE), Distance 1950m, Addington - Survey 1950m

| Result | TAB no. | Horse (Barrier) | 1950 to | 1800m to | 1600m to | 1400m to | 1200m to | 1000m to | 800m to | 600m to | 400m to | 200m to | Total or | Margin |
|--------|---------|------------------------------|---------|----------|----------|----------|----------|----------|---------|---------|---------|---------|----------|--------|
| 8th | 3 | Major Express (3) | 1800m | 1600m | 1400m | 1200m | 1000m | 800m | 600m | 400m | 200m | WP | Average | |
| | | Position in running (margin) | - | 3(2.3) | 4(3.9) | 5(3.4) | 4(3.6) | 5(4.2) | 5(2.9) | 6(4.0) | 6(4.2) | 8(4.9) | | 7.80 |
| | | Sectional time (s) | 10.24 | 15.16 | 15.00 | 14.51 | 15.43 | 15.22 | 13.48 | 14.03 | 13.92 | 14.33 | | |
| | | Cumulative time (s) | 141.32 | 131.08 | 115.92 | 100.92 | 86.41 | 70.98 | 55.76 | 42.28 | 28.25 | 14.33 | 2:21.32 | |
| | | Speed (m/s) | 14.64 | 13.19 | 13.33 | 13.78 | 12.96 | 13.14 | 14.84 | 14.26 | 14.37 | 13.96 | 13.80 | |
| | | Stride length (m) | 6.34 | 6.17 | 6.19 | 6.50 | 6.25 | 6.15 | 6.64 | 6.47 | 6.31 | 6.39 | 6.34 | |
| | | Stride duration (s) | 0.434 | 0.467 | 0.464 | 0.472 | 0.482 | 0.468 | 0.448 | 0.454 | 0.439 | 0.458 | 0.459 | |
| | | Stride efficiency (%) | 62.89 | 59.43 | 59.80 | 66.11 | 61.09 | 59.09 | 68.99 | 65.38 | 62.24 | 63.80 | 62.77 | |
| | | Stride count | 23.64 | 32.43 | 32.33 | 30.75 | 31.99 | 32.52 | 30.10 | 30.92 | 31.69 | 31.30 | 307.67 | |

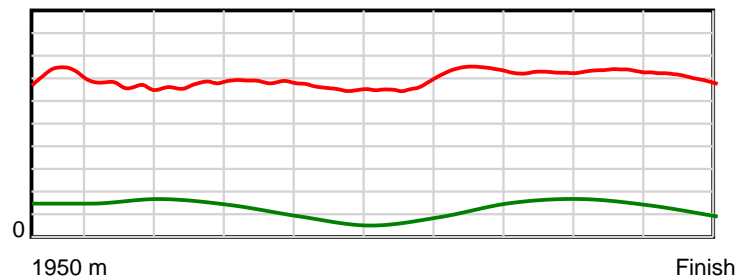
10 m Stride length



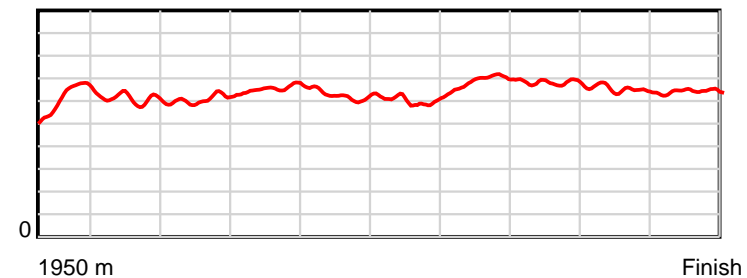
0.6 s Stride duration



20 m/sec Speed



100 % Stride efficiency



Note: Horizontal distance axis grid lines are 200m furlongs.

Disclaimer.

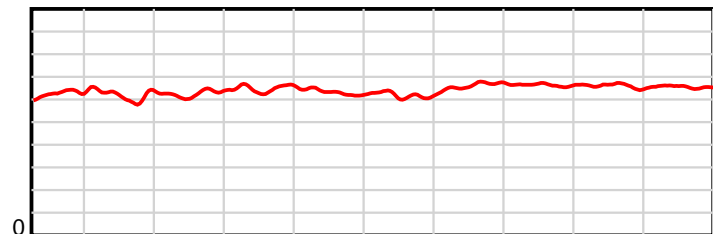
HRNZ and NZMTC and Thoroughbred Ratings Pty Ltd accepts no responsibility for the completeness or accuracy of any of the information contained herein, and makes no representations about its suitability for any particular purpose. Users should make their own judgements about those matters and/or seek independent advice. You assume all risks associated with use of the data provided on this page.

Race Results

May 18, 2018, Race 6, GARRARDS 2YO SIRES STAKES SERIES No.35 FINAL (MOBILE PACE), Distance 1950m, Addington - Survey 1950m

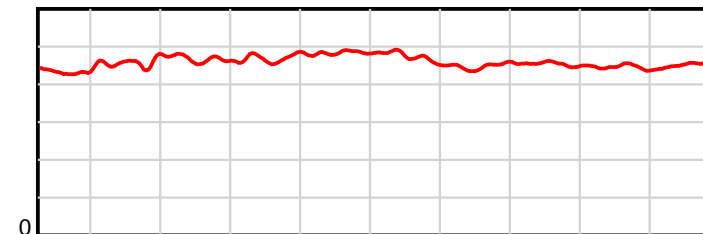
| Result | TAB no. | Horse (Barrier) | 1950 to | 1800m to | 1600m to | 1400m to | 1200m to | 1000m to | 800m to | 600m to | 400m to | 200m to | Total or | Margin |
|--------|---------|------------------------------|---------|----------|----------|----------|----------|----------|---------|---------|---------|---------|----------|--------|
| 9th | 10 | Star Of Montan... (10) | 1800m | 1600m | 1400m | 1200m | 1000m | 800m | 600m | 400m | 200m | WP | Average | |
| | | Position in running (margin) | - | 7(4.9) | 5(5.3) | 6(4.8) | 7(5.4) | 6(5.6) | 8(5.6) | 9(7.5) | 8(6.7) | 9(6.4) | | 8.00 |
| | | Sectional time (s) | 10.84 | 14.96 | 14.99 | 14.59 | 15.35 | 15.44 | 13.61 | 13.87 | 13.75 | 13.96 | | |
| | | Cumulative time (s) | 141.36 | 130.52 | 115.56 | 100.57 | 85.98 | 70.63 | 55.19 | 41.58 | 27.71 | 13.96 | 2:21.36 | |
| | | Speed (m/s) | 13.83 | 13.37 | 13.34 | 13.71 | 13.03 | 12.95 | 14.70 | 14.42 | 14.55 | 14.33 | 13.79 | |
| | | Stride length (m) | 6.27 | 6.13 | 6.24 | 6.44 | 6.29 | 6.12 | 6.59 | 6.54 | 6.48 | 6.56 | 6.36 | |
| | | Stride duration (s) | 0.433 | 0.459 | 0.468 | 0.470 | 0.483 | 0.473 | 0.449 | 0.453 | 0.445 | 0.458 | 0.461 | |
| | | Stride efficiency (%) | 61.36 | 58.77 | 60.82 | 64.79 | 61.85 | 58.55 | 67.93 | 66.83 | 65.54 | 67.25 | 63.29 | |
| | | Stride count | 23.94 | 32.61 | 32.06 | 31.06 | 31.79 | 32.67 | 30.33 | 30.58 | 30.88 | 30.49 | 306.41 | |

10 m Stride length



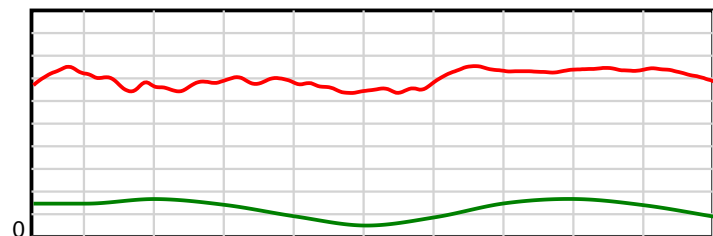
1950 m Finish

0.6 s Stride duration



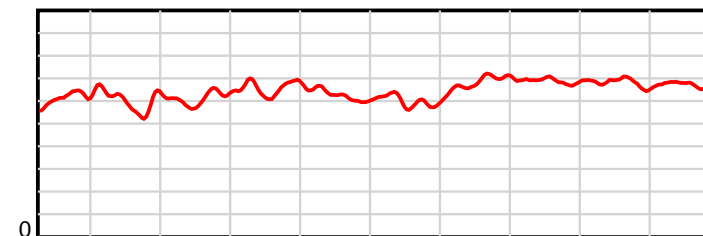
1950 m Finish

20 m/sec Speed



1950 m Finish

100 % Stride efficiency



1950 m Finish

Note: Horizontal distance axis grid lines are 200m furlongs.

Disclaimer.

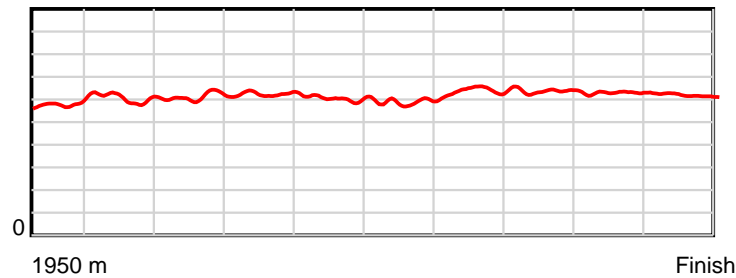
HRNZ and NZMTC and Thoroughbred Ratings Pty Ltd accepts no responsibility for the completeness or accuracy of any of the information contained herein, and makes no representations about its suitability for any particular purpose. Users should make their own judgements about those matters and/or seek independent advice. You assume all risks associated with use of the data provided on this page.

Race Results

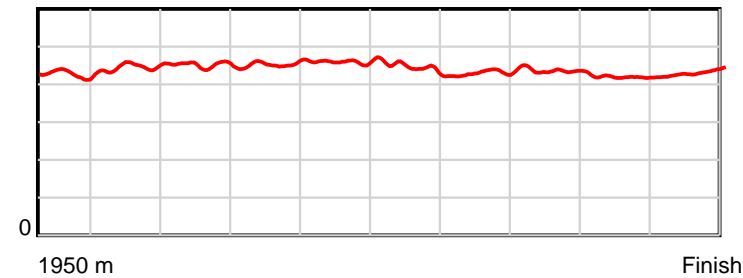
May 18, 2018, Race 6, GARRARDS 2YO SIRES STAKES SERIES No.35 FINAL (MOBILE PACE), Distance 1950m, Addington - Survey 1950m

| Result | TAB no. | Horse (Barrier) | 1950 to | 1800m to | 1600m to | 1400m to | 1200m to | 1000m to | 800m to | 600m to | 400m to | 200m to | Total or | Margin |
|--------|---------|------------------------------|---------|----------|----------|----------|----------|----------|---------|---------|---------|---------|----------|--------|
| 10th | 7 | Memphis Tennes... (7) | 1800m | 1600m | 1400m | 1200m | 1000m | 800m | 600m | 400m | 200m | WP | Average | |
| | | Position in running (margin) | - | 9(7.3) | 9(7.6) | 9(7.0) | 8(7.0) | 8(7.2) | 9(6.5) | 8(7.4) | 9(7.6) | 10(6.8) | | 8.30 |
| | | Sectional time (s) | 11.13 | 14.95 | 14.97 | 14.50 | 15.36 | 15.31 | 13.44 | 14.05 | 13.67 | 14.03 | | |
| | | Cumulative time (s) | 141.41 | 130.28 | 115.33 | 100.36 | 85.86 | 70.50 | 55.19 | 41.75 | 27.70 | 14.03 | 2:21.41 | |
| | | Speed (m/s) | 13.47 | 13.38 | 13.36 | 13.79 | 13.02 | 13.06 | 14.88 | 14.23 | 14.63 | 14.26 | 13.79 | |
| | | Stride length (m) | 5.83 | 5.96 | 6.04 | 6.25 | 5.99 | 5.81 | 6.40 | 6.21 | 6.13 | 6.16 | 6.08 | |
| | | Stride duration (s) | 0.427 | 0.445 | 0.452 | 0.453 | 0.460 | 0.445 | 0.430 | 0.436 | 0.419 | 0.432 | 0.441 | |
| | | Stride efficiency (%) | 53.11 | 55.48 | 57.00 | 61.08 | 56.01 | 52.84 | 64.09 | 60.36 | 58.72 | 59.34 | 57.77 | |
| | | Stride count | 25.73 | 33.57 | 33.11 | 31.99 | 33.41 | 34.39 | 31.23 | 32.18 | 32.63 | 32.46 | 320.70 | |

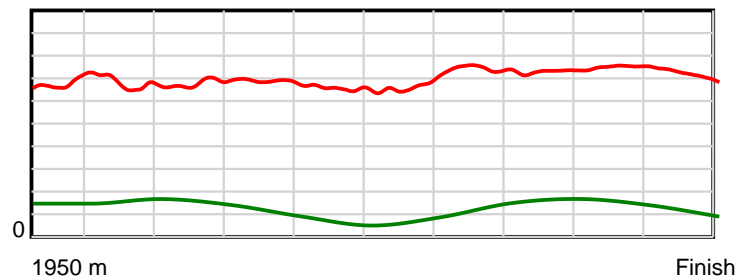
10 m Stride length



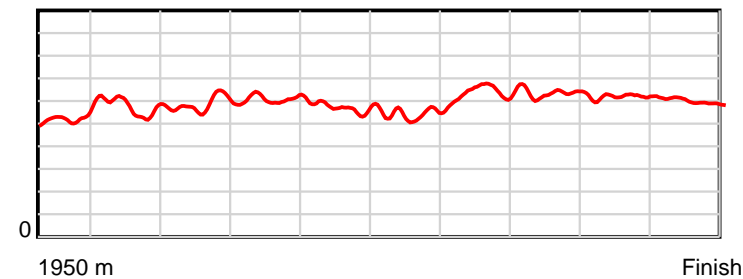
0.6 s Stride duration



20 m/sec Speed



100 % Stride efficiency



Note: Horizontal distance axis grid lines are 200m furlongs.

Disclaimer.

HRNZ and NZMTC and Thoroughbred Ratings Pty Ltd accepts no responsibility for the completeness or accuracy of any of the information contained herein, and makes no representations about its suitability for any particular purpose. Users should make their own judgements about those matters and/or seek independent advice. You assume all risks associated with use of the data provided on this page.