



Race Results

NZ Metropolitan Trotting Club Inc, HRNZ, June 14, 2018

Compilation date: June 14, 2018, 6:07:42 PM (NZST)

Copyright © 2018 HRNZ and NZMTC. All rights reserved.

Trademarks.

StrideMASTER is a registered trademark of Thoroughbred Ratings Pty Ltd.

Disclaimer.

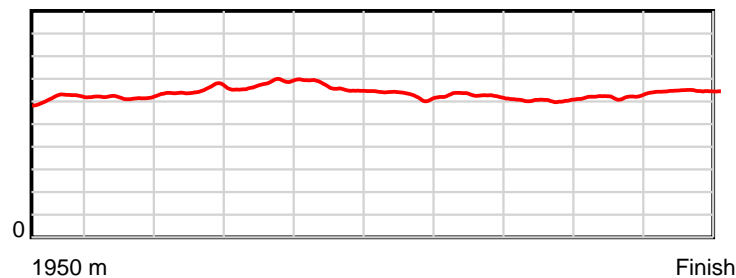
HRNZ and NZMTC and Thoroughbred Ratings Pty Ltd accepts no responsibility for the completeness or accuracy of any of the information contained herein, and makes no representations about its suitability for any particular purpose. Users should make their own judgements about those matters and/or seek independent advice. You assume all risks associated with use of the data provided on this page.

Race Results

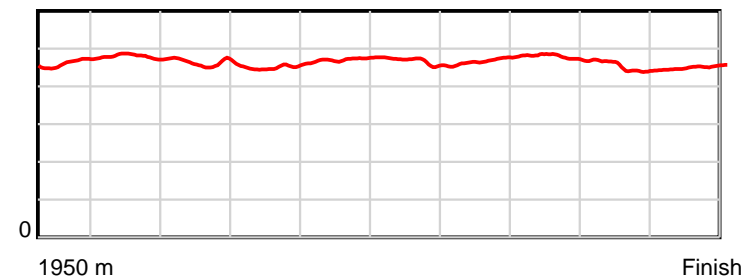
June 14, 2018, Race 2, COCA-COLA AMATIL MOBILE PACE, Distance 1950m, Addington - Survey 1950m

Result	TAB no.	Horse (Barrier)	1950 to	1800m to	1600m to	1400m to	1200m to	1000m to	800m to	600m to	400m to	200m to	Total or	Margin
1st	4	Bettor Beontoi... (4)	1800m	1600m	1400m	1200m	1000m	800m	600m	400m	200m	WP	Average	
		Position in running (margin)	-	9(3.6)	9(7.0)	6(4.3)	3(1.4)	2(1.1)	2(0.7)	2(0.1)	1(0.0)	1(0.0)		0.00
		Sectional time (s)	11.30	15.77	14.55	13.24	14.72	15.12	14.96	15.74	14.30	13.98		
		Cumulative time (s)	143.68	132.38	116.61	102.06	88.82	74.10	58.98	44.02	28.28	13.98	2:23.68	
		Speed (m/s)	13.27	12.68	13.75	15.11	13.59	13.23	13.37	12.71	13.99	14.31	13.57	
		Stride length (m)	6.24	6.08	6.37	6.81	6.41	6.15	6.28	6.07	6.30	6.45	6.31	
		Stride duration (s)	0.462	0.479	0.463	0.451	0.472	0.465	0.470	0.478	0.450	0.451	0.465	
		Stride efficiency (%)	60.88	57.69	63.41	72.46	64.20	59.12	61.56	57.56	62.03	65.06	62.23	
		Stride count	24.03	32.92	31.40	29.37	31.20	32.52	31.87	32.95	31.74	31.00	309.00	

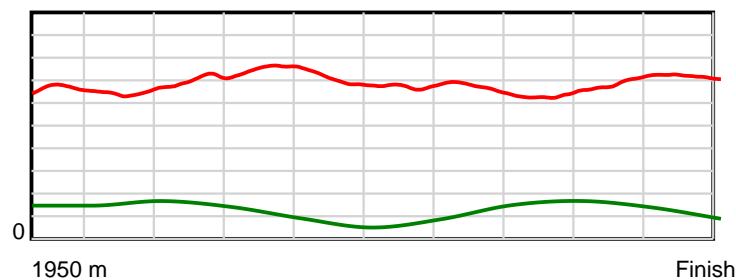
10 m Stride length



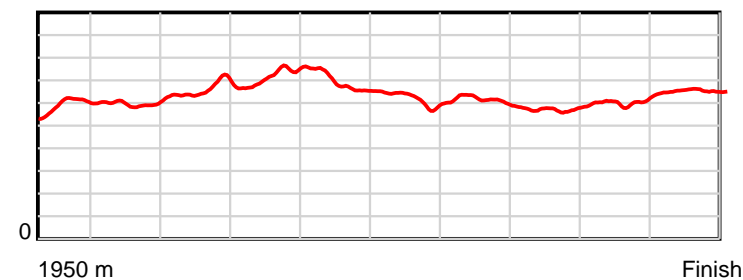
0.6 s Stride duration



20 m/sec Speed



100 % Stride efficiency



Note: Horizontal distance axis grid lines are 200m furlongs.

Disclaimer.

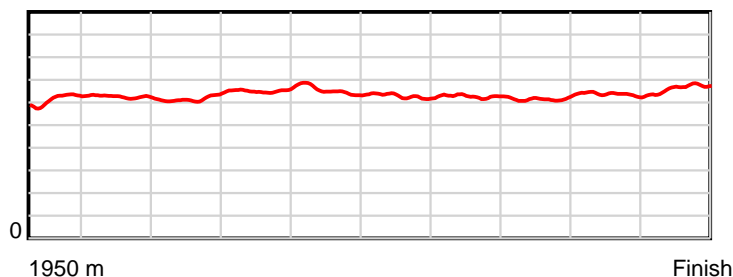
HRNZ and NZMTC and Thoroughbred Ratings Pty Ltd accepts no responsibility for the completeness or accuracy of any of the information contained herein, and makes no representations about its suitability for any particular purpose. Users should make their own judgements about those matters and/or seek independent advice. You assume all risks associated with use of the data provided on this page.

Race Results

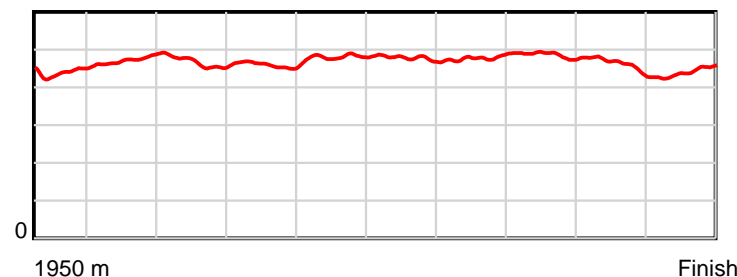
June 14, 2018, Race 2, COCA-COLA AMATIL MOBILE PACE, Distance 1950m, Addington - Survey 1950m

Result	TAB no.	Horse (Barrier)	1950 to	1800m to	1600m to	1400m to	1200m to	1000m to	800m to	600m to	400m to	200m to	Total or	Margin
2nd	3	Reklaw's Gem (3)	1800m	1600m	1400m	1200m	1000m	800m	600m	400m	200m	WP	Average	
		Position in running (margin)	-	1(0.0)	1(0.0)	2(0.5)	4(2.1)	3(2.2)	5(2.6)	6(3.3)	6(3.8)	4(4.1)		0.50
		Sectional time (s)	10.81	15.20	15.08	13.98	14.79	15.26	15.18	15.84	14.35	13.29		
		Cumulative time (s)	143.78	132.97	117.77	102.69	88.71	73.92	58.66	43.48	27.64	13.29	2:23.78	
		Speed (m/s)	13.88	13.16	13.26	14.31	13.52	13.11	13.18	12.63	13.94	15.05	13.56	
		Stride length (m)	6.16	6.21	6.19	6.57	6.51	6.26	6.30	6.13	6.41	6.65	6.34	
		Stride duration (s)	0.438	0.472	0.467	0.460	0.481	0.477	0.478	0.486	0.460	0.442	0.467	
		Stride efficiency (%)	59.23	60.34	59.81	67.54	66.16	61.16	62.04	58.81	64.18	69.19	62.80	
		Stride count	24.36	32.18	32.33	30.42	30.74	31.97	31.74	32.60	31.21	30.06	307.61	

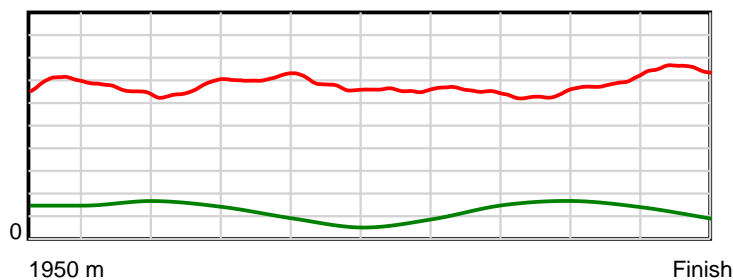
10 m Stride length



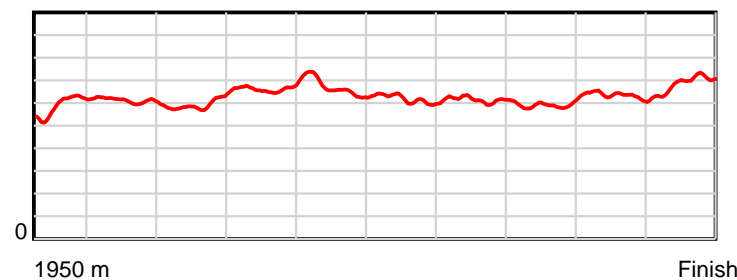
0.6 s Stride duration



20 m/sec Speed



100 % Stride efficiency



Note: Horizontal distance axis grid lines are 200m furlongs.

Disclaimer.

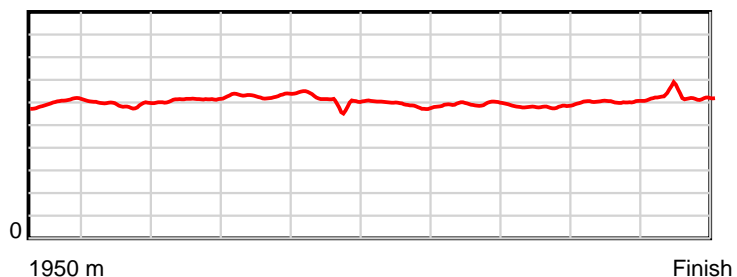
HRNZ and NZMTC and Thoroughbred Ratings Pty Ltd accepts no responsibility for the completeness or accuracy of any of the information contained herein, and makes no representations about its suitability for any particular purpose. Users should make their own judgements about those matters and/or seek independent advice. You assume all risks associated with use of the data provided on this page.

Race Results

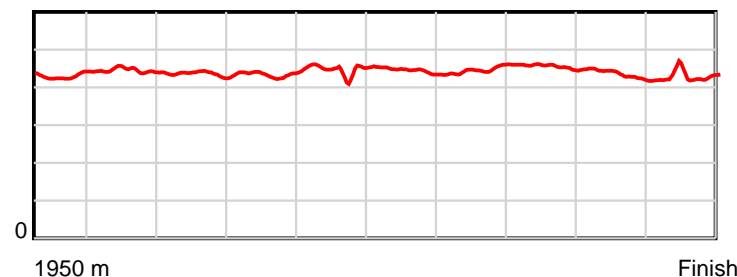
June 14, 2018, Race 2, COCA-COLA AMATIL MOBILE PACE, Distance 1950m, Addington - Survey 1950m

Result	TAB no.	Horse (Barrier)	1950 to	1800m to	1600m to	1400m to	1200m to	1000m to	800m to	600m to	400m to	200m to	Total or	Margin
3rd	12	Mahksman (12)	1800m	1600m	1400m	1200m	1000m	800m	600m	400m	200m	WP	Average	
		Position in running (margin)	-	5(1.5)	4(2.4)	1(0.0)	1(0.0)	1(0.0)	3(0.7)	3(1.3)	3(1.8)	2(2.7)		0.80
		Sectional time (s)	10.99	15.35	14.60	13.72	14.78	15.31	15.17	15.83	14.44	13.69		
		Cumulative time (s)	143.88	132.89	117.54	102.94	89.22	74.44	59.13	43.96	28.13	13.69	2:23.88	
		Speed (m/s)	13.65	13.03	13.70	14.58	13.53	13.06	13.18	12.63	13.85	14.61	13.55	
		Stride length (m)	6.05	5.79	5.96	6.35	6.04	5.80	5.90	5.74	6.01	6.25	5.98	
		Stride duration (s)	0.430	0.445	0.435	0.435	0.447	0.444	0.447	0.455	0.434	0.428	0.441	
		Stride efficiency (%)	57.27	52.47	55.48	63.01	57.08	52.56	54.32	51.57	56.40	61.12	55.93	
		Stride count	24.78	34.52	33.57	31.50	33.09	34.49	33.92	34.81	33.29	31.98	325.95	

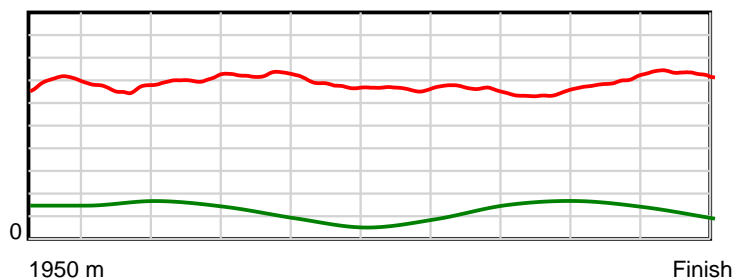
10 m Stride length



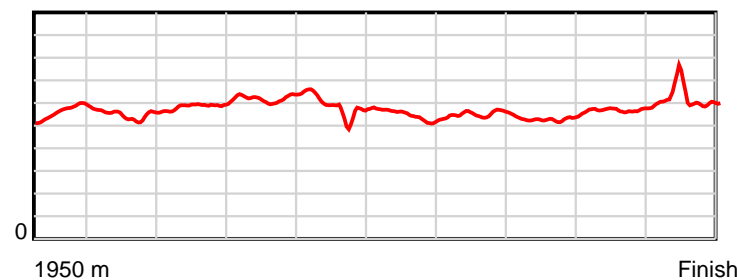
0.6 s Stride duration



20 m/sec Speed



100 % Stride efficiency



Note: Horizontal distance axis grid lines are 200m furlongs.

Disclaimer.

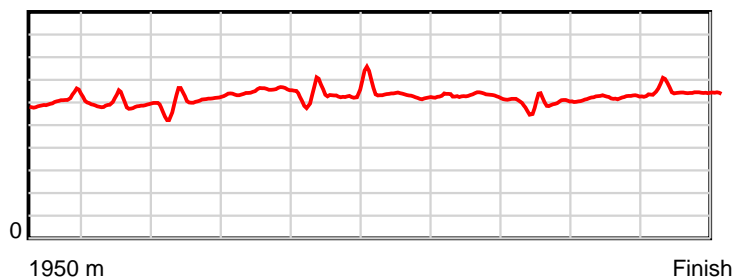
HRNZ and NZMTC and Thoroughbred Ratings Pty Ltd accepts no responsibility for the completeness or accuracy of any of the information contained herein, and makes no representations about its suitability for any particular purpose. Users should make their own judgements about those matters and/or seek independent advice. You assume all risks associated with use of the data provided on this page.

Race Results

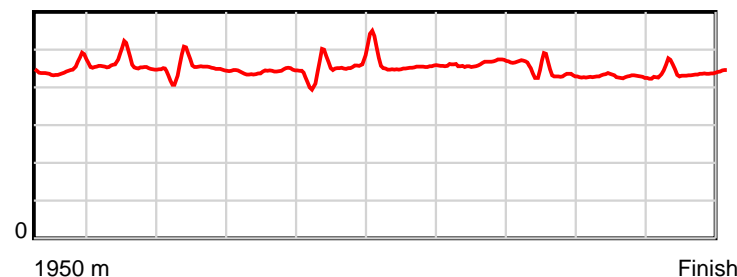
June 14, 2018, Race 2, COCA-COLA AMATIL MOBILE PACE, Distance 1950m, Addington - Survey 1950m

Result	TAB no.	Horse (Barrier)	1950 to	1800m to	1600m to	1400m to	1200m to	1000m to	800m to	600m to	400m to	200m to	Total or	Margin
4th	14	Magical Macca (13)	1800m	1600m	1400m	1200m	1000m	800m	600m	400m	200m	WP	Average	
		Position in running (margin)	-	12(4.8)	11(8.7)	12(10.1)	13(9.6)	13(9.0)	12(7.5)	11(6.5)	7(4.8)	3(3.8)		1.20
		Sectional time (s)	11.52	15.86	15.22	13.64	14.69	14.92	14.91	15.48	14.12	13.52		
		Cumulative time (s)	143.88	132.36	116.50	101.28	87.64	72.95	58.03	43.12	27.64	13.52	2:23.88	
		Speed (m/s)	13.02	12.61	13.14	14.66	13.61	13.40	13.41	12.92	14.16	14.79	13.55	
		Stride length (m)	6.05	5.80	5.89	6.48	6.22	6.07	6.19	5.67	6.05	6.52	6.08	
		Stride duration (s)	0.446	0.459	0.448	0.442	0.457	0.453	0.462	0.439	0.427	0.441	0.449	
		Stride efficiency (%)	57.16	52.49	54.25	65.65	60.47	57.56	59.97	50.23	57.25	66.44	57.85	
		Stride count	24.80	34.51	33.94	30.86	32.15	32.95	32.28	35.28	33.04	30.67	320.48	

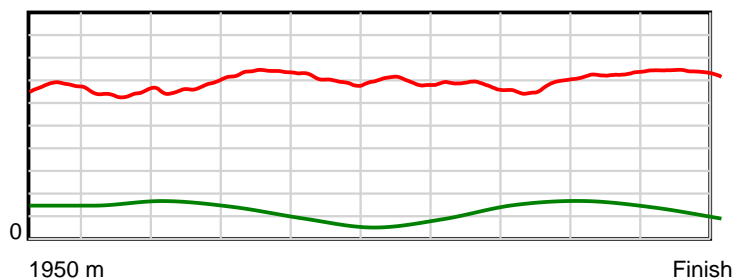
10 m Stride length



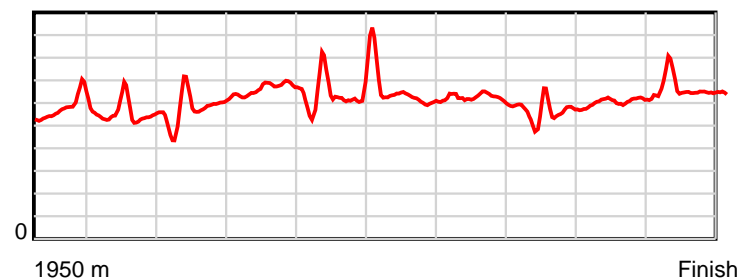
0.6 s Stride duration



20 m/sec Speed



100 % Stride efficiency



Note: Horizontal distance axis grid lines are 200m furlongs.

Disclaimer.

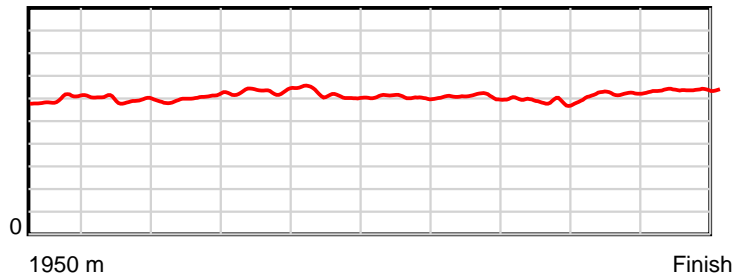
HRNZ and NZMTC and Thoroughbred Ratings Pty Ltd accepts no responsibility for the completeness or accuracy of any of the information contained herein, and makes no representations about its suitability for any particular purpose. Users should make their own judgements about those matters and/or seek independent advice. You assume all risks associated with use of the data provided on this page.

Race Results

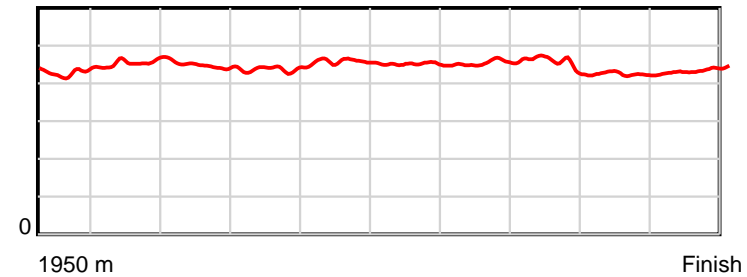
June 14, 2018, Race 2, COCA-COLA AMATIL MOBILE PACE, Distance 1950m, Addington - Survey 1950m

Result	TAB no.	Horse (Barrier)	1950 to	1800m to	1600m to	1400m to	1200m to	1000m to	800m to	600m to	400m to	200m to	Total or	Margin
5th	11	Prestonpans (11)	1800m	1600m	1400m	1200m	1000m	800m	600m	400m	200m	WP	Average	
		Position in running (margin)	-	6(2.1)	5(3.8)	7(5.0)	8(5.1)	11(7.0)	10(7.2)	10(6.5)	10(7.0)	7(6.3)		4.00
		Sectional time (s)	11.15	15.47	15.20	13.74	15.09	15.21	14.95	15.84	14.19	13.64		
		Cumulative time (s)	144.48	133.33	117.86	102.66	88.92	73.83	58.62	43.67	27.83	13.64	2:24.48	
		Speed (m/s)	13.45	12.93	13.16	14.56	13.25	13.15	13.38	12.63	14.09	14.66	13.50	
		Stride length (m)	6.01	5.87	5.90	6.36	6.07	5.93	6.08	5.72	5.99	6.39	6.03	
		Stride duration (s)	0.428	0.454	0.448	0.437	0.458	0.451	0.454	0.453	0.425	0.436	0.446	
		Stride efficiency (%)	56.35	53.91	54.37	63.22	57.67	54.90	57.71	51.09	56.11	63.75	56.74	
		Stride count	24.98	34.05	33.90	31.44	32.92	33.74	32.91	34.98	33.38	31.31	323.61	

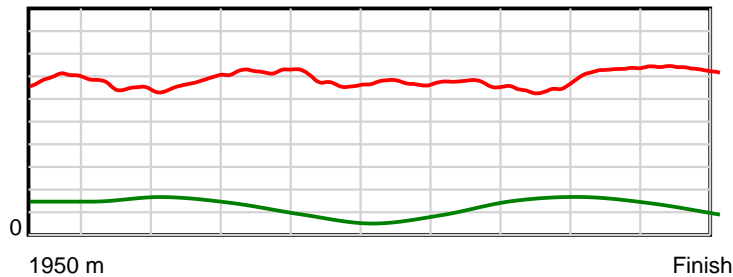
10 m Stride length



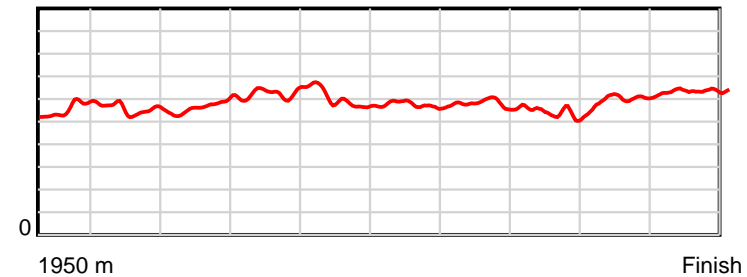
0.6 s Stride duration



20 m/sec Speed



100 % Stride efficiency



Note: Horizontal distance axis grid lines are 200m furlongs.

Disclaimer.

HRNZ and NZMTC and Thoroughbred Ratings Pty Ltd accepts no responsibility for the completeness or accuracy of any of the information contained herein, and makes no representations about its suitability for any particular purpose. Users should make their own judgements about those matters and/or seek independent advice. You assume all risks associated with use of the data provided on this page.

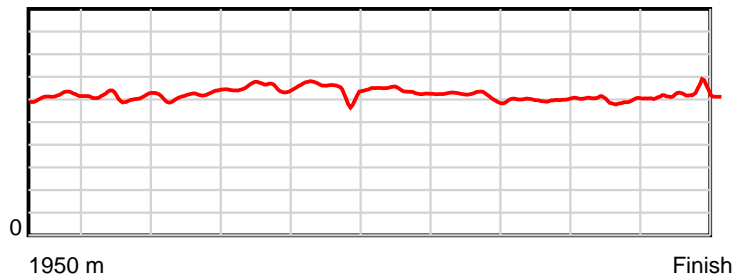


Race Results

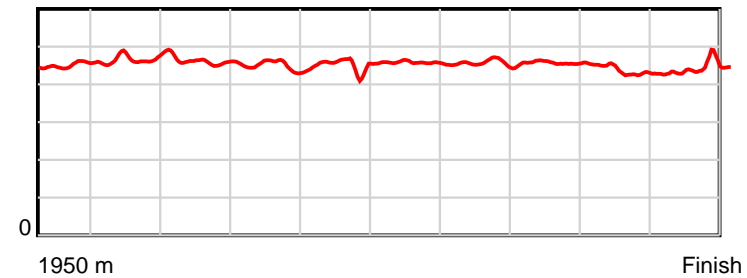
June 14, 2018, Race 2, COCA-COLA AMATIL MOBILE PACE, Distance 1950m, Addington - Survey 1950m

Result	TAB no.	Horse (Barrier)	1950 to	1800m to	1600m to	1400m to	1200m to	1000m to	800m to	600m to	400m to	200m to	Total or	Margin
6th	10	Classie Reacto... (10)	1800m	1600m	1400m	1200m	1000m	800m	600m	400m	200m	WP	Average	
		Position in running (margin)	-	11(4.2)	8(5.5)	9(6.3)	10(6.1)	7(4.7)	6(3.5)	5(2.7)	4(2.5)	6(5.8)		7.30
		Sectional time (s)	11.33	15.41	15.14	13.67	14.54	14.99	14.94	15.72	14.85	14.39		
		Cumulative time (s)	144.98	133.65	118.24	103.10	89.43	74.89	59.90	44.96	29.24	14.39	2:24.98	
		Speed (m/s)	13.24	12.98	13.21	14.63	13.76	13.34	13.39	12.72	13.47	13.90	13.45	
		Stride length (m)	6.17	6.06	6.10	6.56	6.20	6.09	6.11	5.81	5.85	6.13	6.10	
		Stride duration (s)	0.451	0.467	0.462	0.448	0.450	0.457	0.457	0.457	0.435	0.441	0.454	
		Stride efficiency (%)	59.57	57.40	58.18	67.18	59.98	58.01	58.40	52.70	53.53	58.64	58.15	
		Stride count	24.29	33.00	32.78	30.50	32.28	32.83	32.72	34.44	34.17	32.65	319.66	

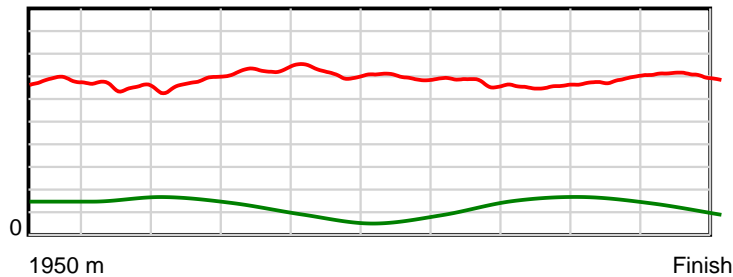
10 m Stride length



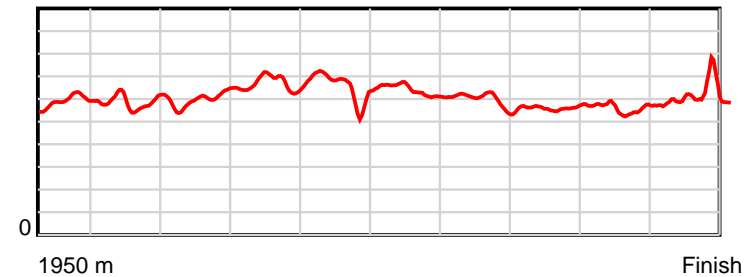
0.6 s Stride duration



20 m/sec Speed



100 % Stride efficiency



Note: Horizontal distance axis grid lines are 200m furlongs.

Disclaimer.

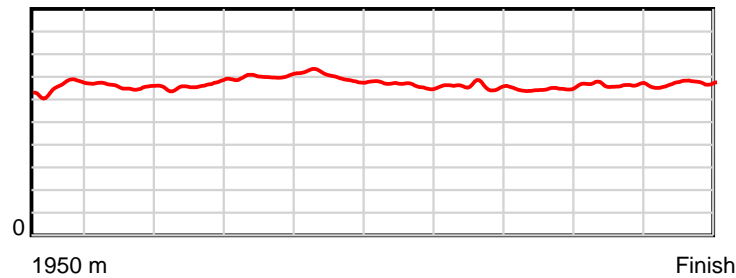
HRNZ and NZMTC and Thoroughbred Ratings Pty Ltd accepts no responsibility for the completeness or accuracy of any of the information contained herein, and makes no representations about its suitability for any particular purpose. Users should make their own judgements about those matters and/or seek independent advice. You assume all risks associated with use of the data provided on this page.

Race Results

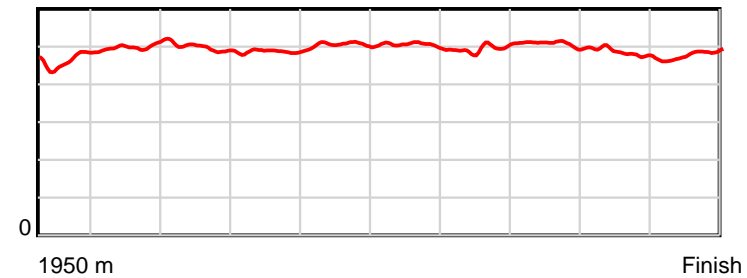
June 14, 2018, Race 2, COCA-COLA AMATIL MOBILE PACE, Distance 1950m, Addington - Survey 1950m

Result	TAB no.	Horse (Barrier)	1950 to	1800m to	1600m to	1400m to	1200m to	1000m to	800m to	600m to	400m to	200m to	Total or	Margin
7th	2	Galleons Conno... (2)	1800m	1600m	1400m	1200m	1000m	800m	600m	400m	200m	WP	Average	
		Position in running (margin)	-	2(0.4)	3(1.9)	5(3.0)	7(4.8)	6(4.1)	7(4.4)	8(4.4)	9(5.5)	9(7.4)		8.60
		Sectional time (s)	10.82	15.45	15.18	14.01	14.67	15.24	15.06	15.94	14.62	14.29		
		Cumulative time (s)	145.28	134.46	119.01	103.83	89.82	75.15	59.91	44.85	28.91	14.29	2:25.28	
		Speed (m/s)	13.86	12.94	13.18	14.28	13.63	13.12	13.28	12.55	13.68	14.00	13.42	
		Stride length (m)	6.47	6.47	6.56	6.94	6.90	6.62	6.58	6.36	6.61	6.70	6.62	
		Stride duration (s)	0.463	0.499	0.498	0.487	0.506	0.505	0.495	0.507	0.483	0.479	0.493	
		Stride efficiency (%)	65.49	65.33	67.32	75.35	74.32	68.53	67.59	63.22	68.37	70.17	68.51	
		Stride count	23.17	30.93	30.47	28.80	29.00	30.20	30.41	31.44	30.24	29.85	294.51	

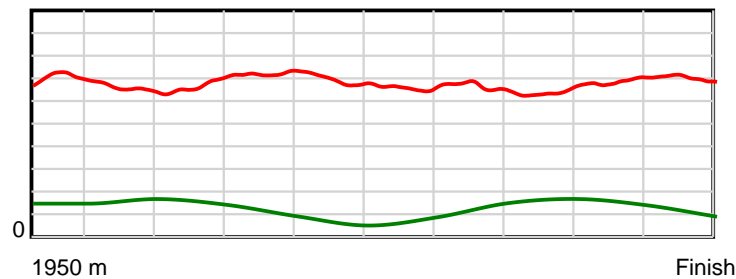
10 m Stride length



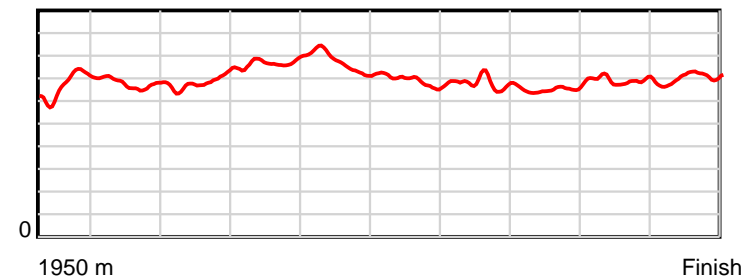
0.6 s Stride duration



20 m/sec Speed



100 % Stride efficiency



Note: Horizontal distance axis grid lines are 200m furlongs.

Disclaimer.

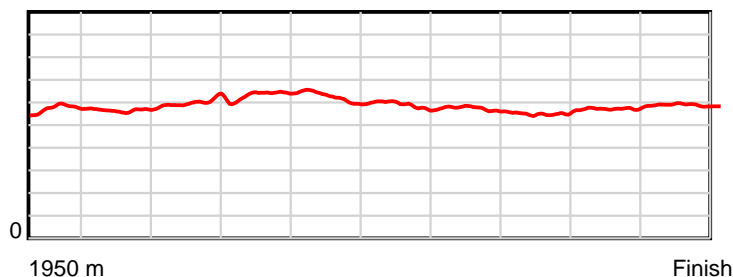
HRNZ and NZMTC and Thoroughbred Ratings Pty Ltd accepts no responsibility for the completeness or accuracy of any of the information contained herein, and makes no representations about its suitability for any particular purpose. Users should make their own judgements about those matters and/or seek independent advice. You assume all risks associated with use of the data provided on this page.

Race Results

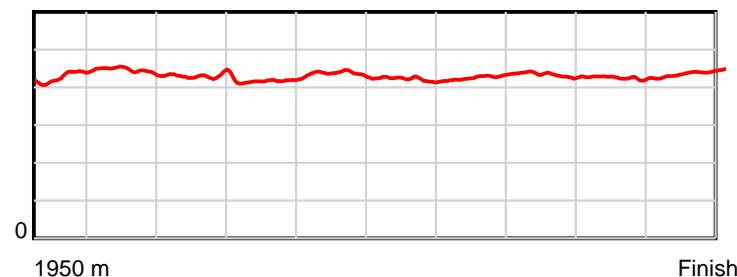
June 14, 2018, Race 2, COCA-COLA AMATIL MOBILE PACE, Distance 1950m, Addington - Survey 1950m

Result	TAB no.	Horse (Barrier)	1950 to	1800m to	1600m to	1400m to	1200m to	1000m to	800m to	600m to	400m to	200m to	Total or	Margin
8th	7	Bella Veloce (7)	1800m	1600m	1400m	1200m	1000m	800m	600m	400m	200m	WP	Average	
		Position in running (margin)	-	8(3.3)	12(8.9)	11(7.4)	6(3.9)	4(2.5)	1(0.0)	1(0.0)	2(1.3)	5(5.2)		9.60
		Sectional time (s)	11.35	16.14	14.75	13.14	14.53	14.77	15.07	15.96	14.95	14.82		
		Cumulative time (s)	145.48	134.13	117.99	103.24	90.10	75.57	60.80	45.73	29.77	14.82	2:25.48	
		Speed (m/s)	13.22	12.39	13.56	15.22	13.76	13.54	13.27	12.53	13.38	13.50	13.40	
		Stride length (m)	5.76	5.52	5.84	6.35	6.00	5.70	5.68	5.42	5.68	5.93	5.78	
		Stride duration (s)	0.428	0.445	0.430	0.417	0.436	0.421	0.428	0.432	0.425	0.439	0.431	
		Stride efficiency (%)	51.90	47.63	53.24	62.93	56.20	50.80	50.47	45.85	50.48	54.98	52.17	
		Stride count	26.03	36.23	34.27	31.52	33.35	35.08	35.19	36.92	35.19	33.72	337.50	

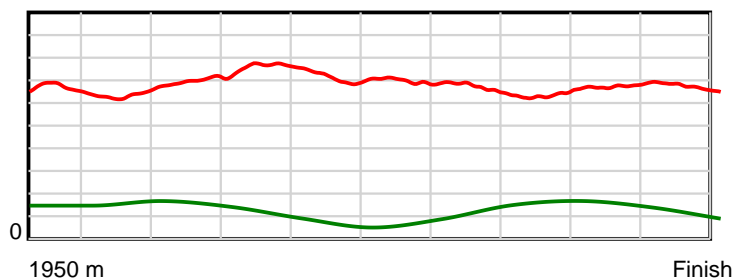
10 m Stride length



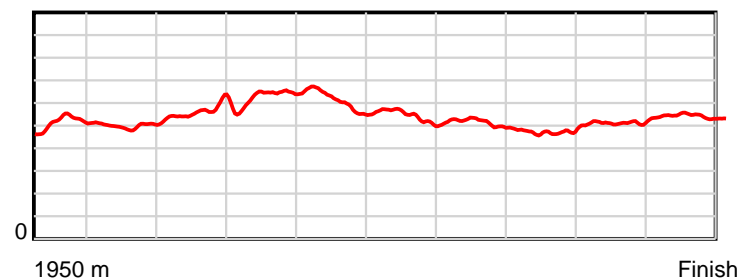
0.6 s Stride duration



20 m/sec Speed



100 % Stride efficiency



Note: Horizontal distance axis grid lines are 200m furlongs.

Disclaimer.

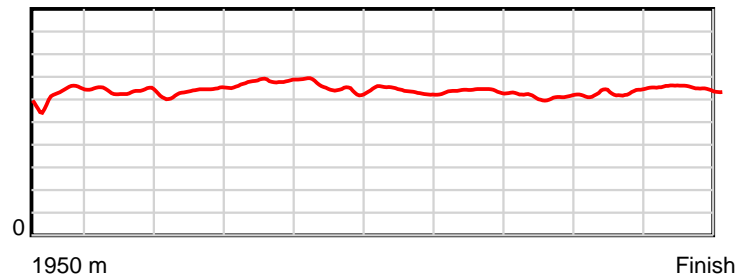
HRNZ and NZMTC and Thoroughbred Ratings Pty Ltd accepts no responsibility for the completeness or accuracy of any of the information contained herein, and makes no representations about its suitability for any particular purpose. Users should make their own judgements about those matters and/or seek independent advice. You assume all risks associated with use of the data provided on this page.

Race Results

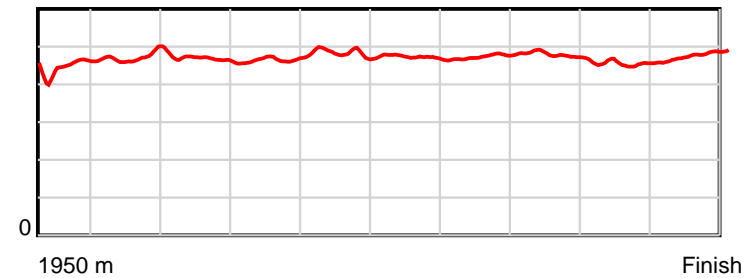
June 14, 2018, Race 2, COCA-COLA AMATIL MOBILE PACE, Distance 1950m, Addington - Survey 1950m

Result	TAB no.	Horse (Barrier)	1950 to	1800m to	1600m to	1400m to	1200m to	1000m to	800m to	600m to	400m to	200m to	Total or	Margin
9th	5	Mockingjay (5)	1800m	1600m	1400m	1200m	1000m	800m	600m	400m	200m	WP	Average	
		Position in running (margin)	-	3(0.7)	2(1.5)	3(2.1)	5(2.1)	8(5.0)	8(5.0)	7(4.1)	8(5.0)	10(7.8)		12.20
		Sectional time (s)	10.82	15.34	15.09	13.73	15.25	15.19	14.91	15.91	14.77	14.87		
		Cumulative time (s)	145.88	135.06	119.72	104.63	90.90	75.65	60.46	45.55	29.64	14.87	2:25.88	
		Speed (m/s)	13.86	13.04	13.25	14.57	13.11	13.17	13.41	12.57	13.54	13.45	13.37	
		Stride length (m)	6.17	6.17	6.20	6.77	6.33	6.22	6.36	6.00	6.16	6.44	6.28	
		Stride duration (s)	0.443	0.473	0.468	0.465	0.483	0.472	0.475	0.477	0.455	0.479	0.470	
		Stride efficiency (%)	59.45	59.45	60.10	71.71	62.64	60.43	63.31	56.25	59.36	64.84	61.62	
		Stride count	24.32	32.43	32.25	29.52	31.59	32.16	31.42	33.34	32.45	31.05	310.53	

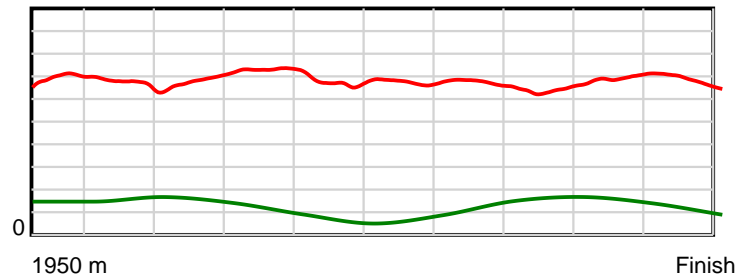
10 m Stride length



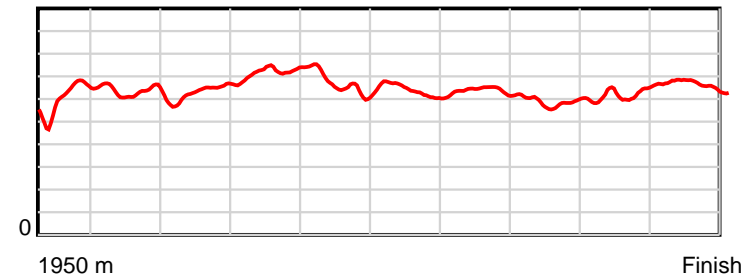
0.6 s Stride duration



20 m/sec Speed



100 % Stride efficiency



Note: Horizontal distance axis grid lines are 200m furlongs.

Disclaimer.

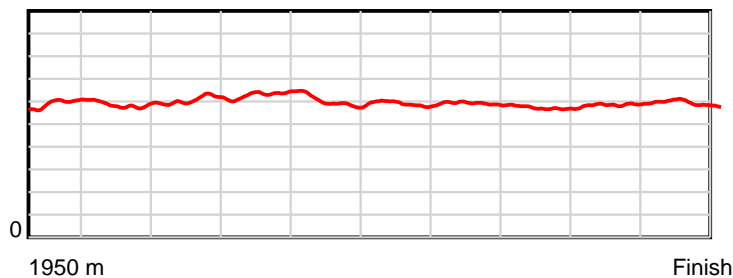
HRNZ and NZMTC and Thoroughbred Ratings Pty Ltd accepts no responsibility for the completeness or accuracy of any of the information contained herein, and makes no representations about its suitability for any particular purpose. Users should make their own judgements about those matters and/or seek independent advice. You assume all risks associated with use of the data provided on this page.

Race Results

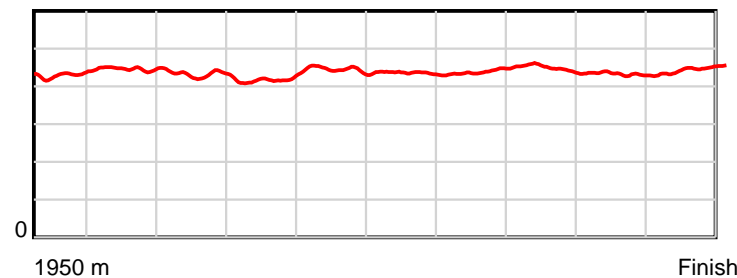
June 14, 2018, Race 2, COCA-COLA AMATIL MOBILE PACE, Distance 1950m, Addington - Survey 1950m

Result	TAB no.	Horse (Barrier)	1950 to	1800m to	1600m to	1400m to	1200m to	1000m to	800m to	600m to	400m to	200m to	Total or	Margin
10th	6	Cheeze! (6)	1800m	1600m	1400m	1200m	1000m	800m	600m	400m	200m	WP	Average	
		Position in running (margin)	-	4(0.8)	7(4.1)	4(2.7)	2(0.4)	5(2.6)	4(2.3)	4(1.8)	5(3.4)	8(6.8)		12.60
		Sectional time (s)	10.83	15.75	14.77	13.34	15.14	15.14	14.98	16.02	14.86	15.15		
		Cumulative time (s)	145.98	135.15	119.40	104.63	91.29	76.15	61.01	46.03	30.01	15.15	2:25.98	
		Speed (m/s)	13.85	12.70	13.54	14.99	13.21	13.21	13.35	12.48	13.46	13.20	13.36	
		Stride length (m)	5.95	5.67	5.85	6.27	5.87	5.75	5.88	5.57	5.82	5.89	5.84	
		Stride duration (s)	0.429	0.446	0.432	0.418	0.444	0.435	0.441	0.446	0.432	0.446	0.438	
		Stride efficiency (%)	55.25	50.23	53.51	61.53	53.81	51.60	54.06	48.52	52.95	54.27	53.39	
		Stride count	25.23	35.27	34.18	31.87	34.08	34.80	34.00	35.89	34.36	33.94	333.62	

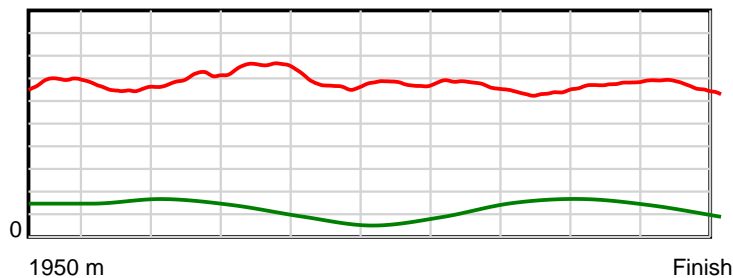
10 m Stride length



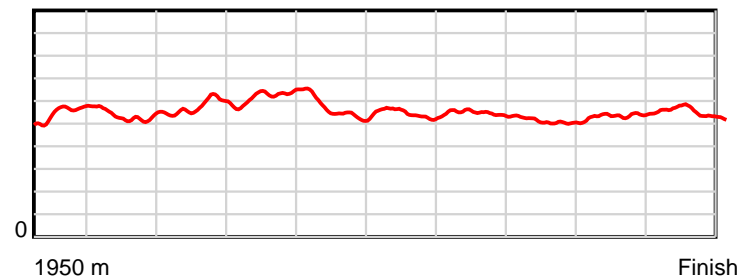
0.6 s Stride duration



20 m/sec Speed



100 % Stride efficiency



Note: Horizontal distance axis grid lines are 200m furlongs.

Disclaimer.

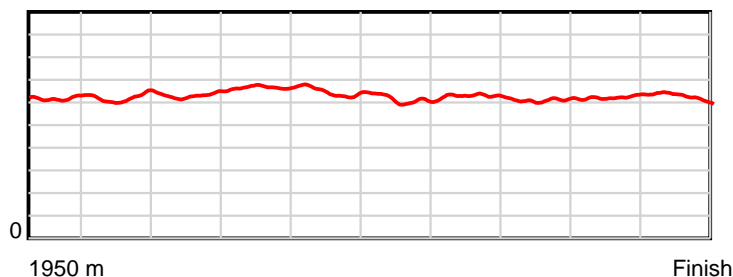
HRNZ and NZMTC and Thoroughbred Ratings Pty Ltd accepts no responsibility for the completeness or accuracy of any of the information contained herein, and makes no representations about its suitability for any particular purpose. Users should make their own judgements about those matters and/or seek independent advice. You assume all risks associated with use of the data provided on this page.

Race Results

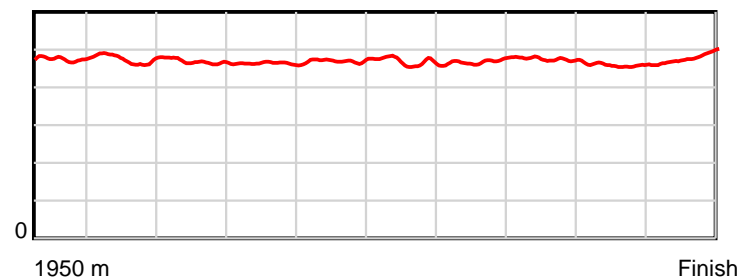
June 14, 2018, Race 2, COCA-COLA AMATIL MOBILE PACE, Distance 1950m, Addington - Survey 1950m

Result	TAB no.	Horse (Barrier)	1950 to	1800m to	1600m to	1400m to	1200m to	1000m to	800m to	600m to	400m to	200m to	Total or	Margin
11th	9	Don't Tell Ang... (9)	1800m	1600m	1400m	1200m	1000m	800m	600m	400m	200m	WP	Average	
		Position in running (margin)	-	13(6.1)	10(7.9)	10(6.9)	12(8.4)	12(8.3)	13(9.6)	13(8.9)	13(10.5)	12(14.1)		20.80
		Sectional time (s)	11.74	15.50	14.84	13.96	14.76	15.40	14.96	16.02	14.90	15.40		
		Cumulative time (s)	147.48	135.74	120.24	105.40	91.44	76.68	61.28	46.32	30.30	15.40	2:27.48	
		Speed (m/s)	12.78	12.90	13.48	14.33	13.55	12.99	13.37	12.48	13.42	12.99	13.22	
		Stride length (m)	6.15	6.13	6.31	6.64	6.37	6.08	6.26	5.93	6.15	6.24	6.22	
		Stride duration (s)	0.474	0.475	0.468	0.463	0.470	0.468	0.468	0.475	0.458	0.480	0.471	
		Stride efficiency (%)	59.06	58.72	62.30	68.89	63.41	57.74	61.24	54.87	59.11	60.86	60.50	
		Stride count	24.40	32.63	31.67	30.12	31.40	32.90	31.95	33.75	32.52	32.05	313.39	

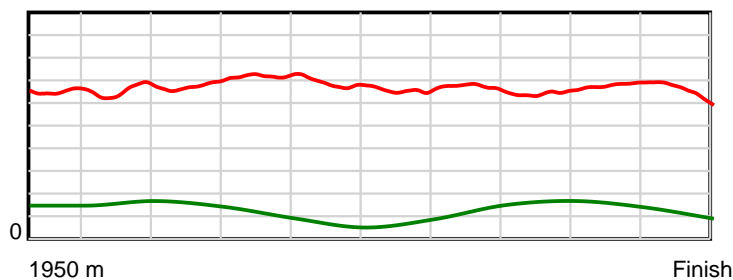
10 m Stride length



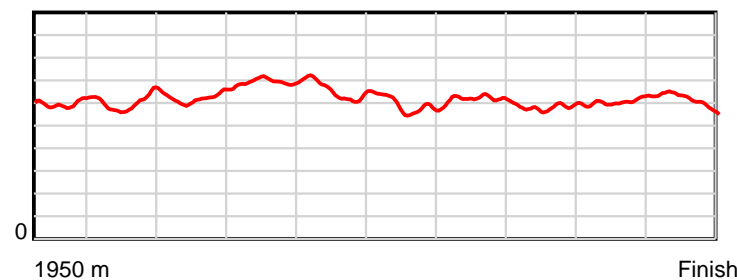
0.6 s Stride duration



20 m/sec Speed



100 % Stride efficiency



Note: Horizontal distance axis grid lines are 200m furlongs.

Disclaimer.

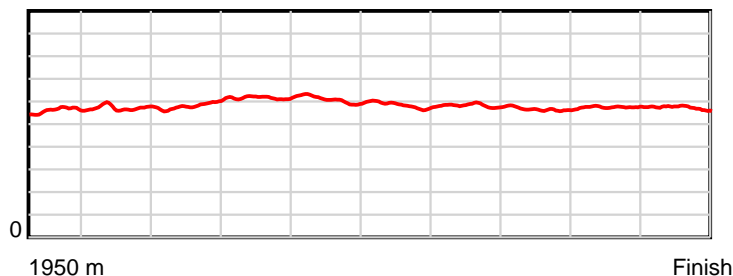
HRNZ and NZMTC and Thoroughbred Ratings Pty Ltd accepts no responsibility for the completeness or accuracy of any of the information contained herein, and makes no representations about its suitability for any particular purpose. Users should make their own judgements about those matters and/or seek independent advice. You assume all risks associated with use of the data provided on this page.

Race Results

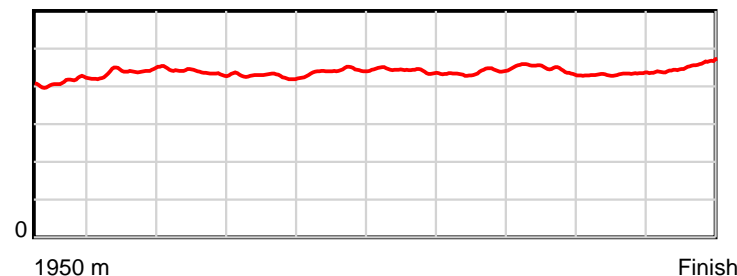
June 14, 2018, Race 2, COCA-COLA AMATIL MOBILE PACE, Distance 1950m, Addington - Survey 1950m

Result	TAB no.	Horse (Barrier)	1950 to	1800m to	1600m to	1400m to	1200m to	1000m to	800m to	600m to	400m to	200m to	Total or	Margin
12th	1	Aveross Spitfi... (1)	1800m	1600m	1400m	1200m	1000m	800m	600m	400m	200m	WP	Average	
		Position in running (margin)	-	7(2.6)	6(3.9)	8(5.1)	9(6.1)	9(6.2)	11(7.3)	12(7.3)	12(8.7)	11(12.3)		22.90
		Sectional time (s)	11.38	15.42	15.20	13.87	14.80	15.38	15.07	15.99	14.89	15.88		
		Cumulative time (s)	147.88	136.50	121.08	105.88	92.01	77.21	61.83	46.76	30.77	15.88	2:27.88	
		Speed (m/s)	13.18	12.97	13.16	14.42	13.51	13.00	13.27	12.51	13.43	12.59	13.19	
		Stride length (m)	5.57	5.68	5.77	6.16	5.95	5.75	5.81	5.58	5.81	5.71	5.78	
		Stride duration (s)	0.412	0.438	0.439	0.427	0.441	0.442	0.438	0.446	0.432	0.453	0.438	
		Stride efficiency (%)	48.52	50.42	52.09	59.36	55.41	51.62	52.72	48.67	52.68	50.87	52.20	
		Stride count	26.92	35.21	34.64	32.45	33.59	34.80	34.43	35.84	34.45	35.05	337.38	

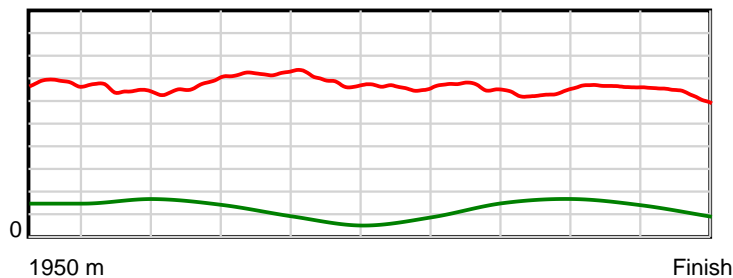
10 m Stride length



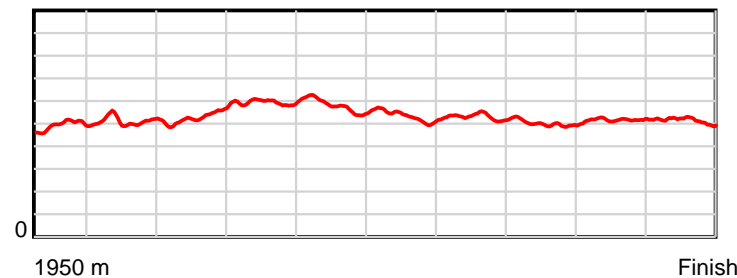
0.6 s Stride duration



20 m/sec Speed



100 % Stride efficiency



Note: Horizontal distance axis grid lines are 200m furlongs.

Disclaimer.

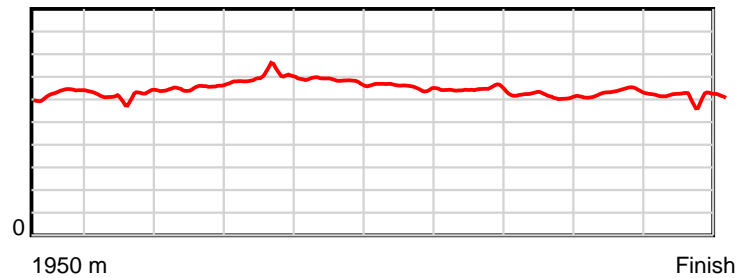
HRNZ and NZMTC and Thoroughbred Ratings Pty Ltd accepts no responsibility for the completeness or accuracy of any of the information contained herein, and makes no representations about its suitability for any particular purpose. Users should make their own judgements about those matters and/or seek independent advice. You assume all risks associated with use of the data provided on this page.

Race Results

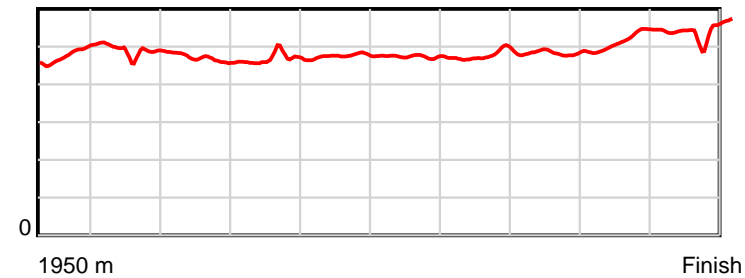
June 14, 2018, Race 2, COCA-COLA AMATIL MOBILE PACE, Distance 1950m, Addington - Survey 1950m

Result	TAB no.	Horse (Barrier)	1950 to	1800m to	1600m to	1400m to	1200m to	1000m to	800m to	600m to	400m to	200m to	Total or	Margin
13th	8	She's Outstand... (8)	1800m	1600m	1400m	1200m	1000m	800m	600m	400m	200m	WP	Average	
		Position in running (margin)	-	10(4.1)	13(11.8)	13(10.3)	11(8.1)	10(6.6)	9(5.4)	9(4.7)	11(7.2)	13(23.3)		42.80
		Sectional time (s)	11.36	16.49	14.74	13.35	14.52	14.98	14.94	16.17	16.98	17.85		
		Cumulative time (s)	151.38	140.02	123.53	108.79	95.44	80.92	65.94	51.00	34.83	17.85	2:31.38	
		Speed (m/s)	13.20	12.13	13.57	14.98	13.77	13.35	13.39	12.37	11.78	11.20	12.88	
		Stride length (m)	6.30	5.91	6.36	6.97	6.56	6.31	6.40	5.98	6.19	6.06	6.29	
		Stride duration (s)	0.478	0.487	0.469	0.466	0.476	0.473	0.478	0.484	0.525	0.541	0.488	
		Stride efficiency (%)	61.94	54.52	63.15	76.00	67.18	62.29	63.97	55.93	59.85	57.38	61.82	
		Stride count	23.83	33.86	31.46	28.68	30.50	31.68	31.26	33.43	32.32	33.01	310.03	

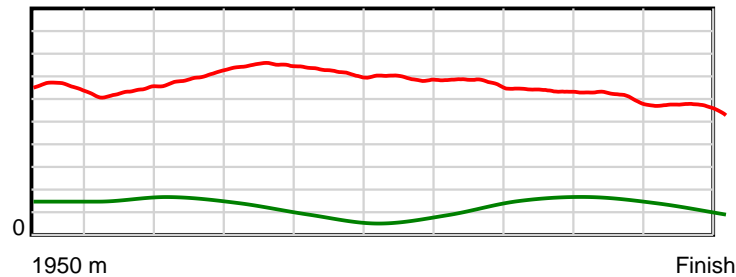
10 m Stride length



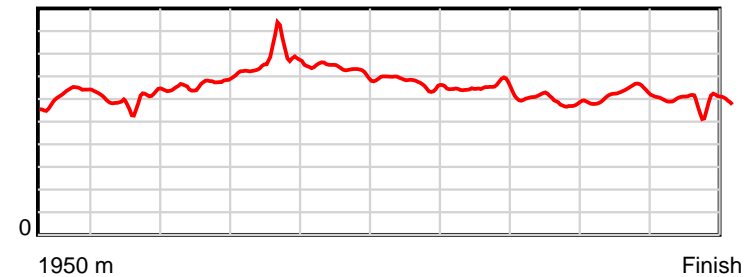
0.6 s Stride duration



20 m/sec Speed



100 % Stride efficiency



Note: Horizontal distance axis grid lines are 200m furlongs.

Disclaimer.

HRNZ and NZMTC and Thoroughbred Ratings Pty Ltd accepts no responsibility for the completeness or accuracy of any of the information contained herein, and makes no representations about its suitability for any particular purpose. Users should make their own judgements about those matters and/or seek independent advice. You assume all risks associated with use of the data provided on this page.