



## Race Results

NZ Metropolitan Trotting Club Inc, HRNZ, June 14, 2018

Compilation date: June 14, 2018, 6:53:28 PM (NZST)

Copyright © 2018 HRNZ and NZMTC. All rights reserved.

### Trademarks.

StrideMASTER is a registered trademark of Thoroughbred Ratings Pty Ltd.

### Disclaimer.

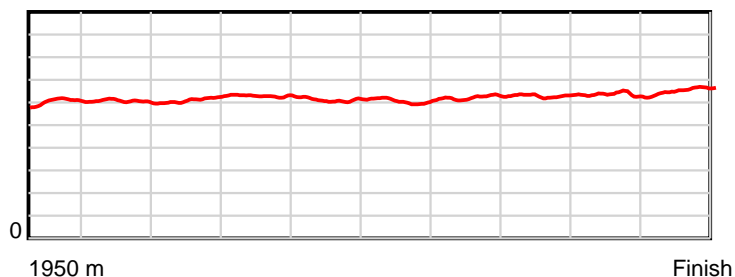
HRNZ and NZMTC and Thoroughbred Ratings Pty Ltd accepts no responsibility for the completeness or accuracy of any of the information contained herein, and makes no representations about its suitability for any particular purpose. Users should make their own judgements about those matters and/or seek independent advice. You assume all risks associated with use of the data provided on this page.

# Race Results

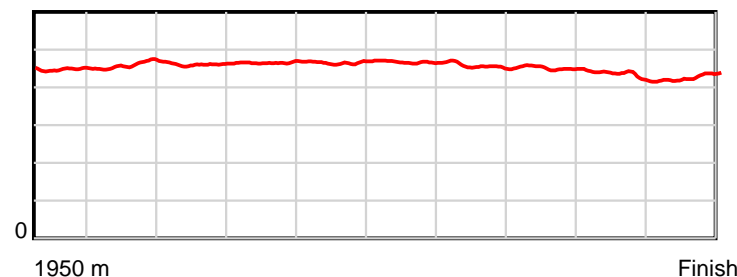
June 14, 2018, Race 4, AIRPARK CANTERBURY MOBILE PACE, Distance 1950m, Addington - Survey 1950m

Result	TAB no.	Horse (Barrier)	1950 to	1800m to	1600m to	1400m to	1200m to	1000m to	800m to	600m to	400m to	200m to	Total or	Margin
1st	5	Highland Reign (5)	1800m	1600m	1400m	1200m	1000m	800m	600m	400m	200m	WP	Average	
		Position in running (margin)	-	6(4.1)	7(8.9)	6(6.6)	5(4.7)	4(3.5)	4(2.4)	4(2.2)	4(2.3)	4(2.9)		0.00
		Sectional time (s)	11.03	15.37	15.36	14.77	15.63	15.61	14.75	14.71	13.98	13.04		
		Cumulative time (s)	144.25	133.22	117.85	102.49	87.72	72.09	56.48	41.73	27.02	13.04	2:24.25	
		Speed (m/s)	13.60	13.01	13.02	13.54	12.80	12.81	13.56	13.60	14.31	15.34	13.52	
		Stride length (m)	6.08	5.98	6.00	6.30	5.96	5.98	6.19	6.13	6.18	6.57	6.13	
		Stride duration (s)	0.447	0.459	0.461	0.465	0.465	0.467	0.456	0.451	0.432	0.428	0.454	
		Stride efficiency (%)	57.81	55.82	56.25	62.05	55.44	55.84	59.81	58.74	59.69	67.41	58.76	
		Stride count	24.66	33.46	33.33	31.74	33.58	33.46	32.33	32.62	32.36	30.45	317.99	

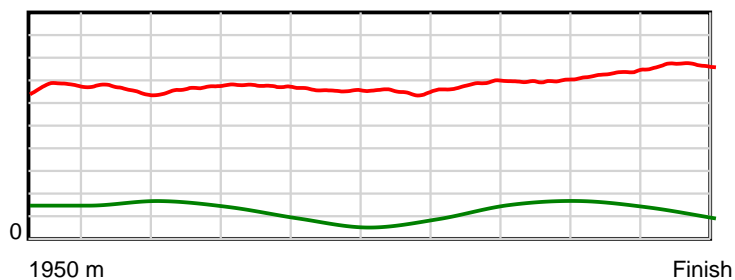
10 m Stride length



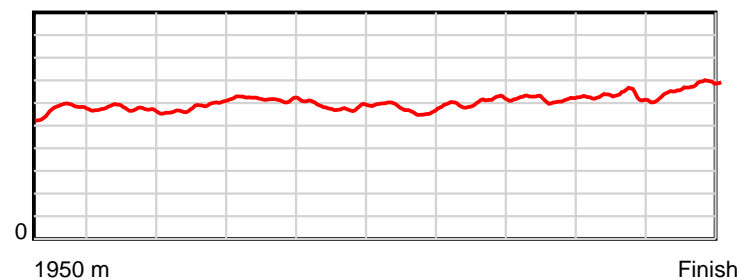
0.6 s Stride duration



20 m/sec Speed



100 % Stride efficiency



Note: Horizontal distance axis grid lines are 200m furlongs.

## Disclaimer.

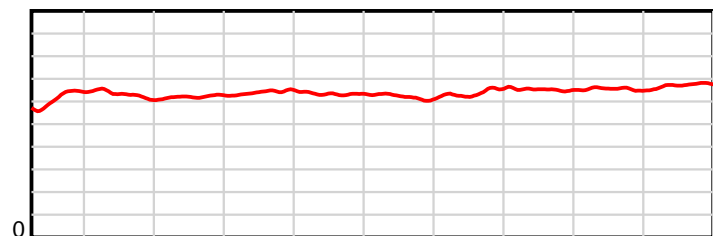
HRNZ and NZMTC and Thoroughbred Ratings Pty Ltd accepts no responsibility for the completeness or accuracy of any of the information contained herein, and makes no representations about its suitability for any particular purpose. Users should make their own judgements about those matters and/or seek independent advice. You assume all risks associated with use of the data provided on this page.

# Race Results

June 14, 2018, Race 4, AIRPARK CANTERBURY MOBILE PACE, Distance 1950m, Addington - Survey 1950m

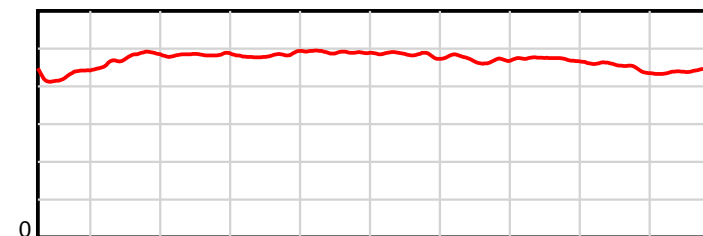
Result	TAB no.	Horse (Barrier)	1950 to	1800m to	1600m to	1400m to	1200m to	1000m to	800m to	600m to	400m to	200m to	Total or	Margin
2nd	3	<b>Tyron Bettor's... (3)</b>	<b>1800m</b>	<b>1600m</b>	<b>1400m</b>	<b>1200m</b>	<b>1000m</b>	<b>800m</b>	<b>600m</b>	<b>400m</b>	<b>200m</b>	<b>WP</b>	<b>Average</b>	
		Position in running (margin)	-	3(0.7)	3(4.8)	3(4.3)	4(4.7)	5(3.8)	5(3.6)	5(3.7)	5(4.1)	5(3.7)		2.10
		Sectional time (s)	10.40	15.24	15.66	15.15	15.69	15.75	14.81	14.75	13.82	13.36		
		Cumulative time (s)	144.63	134.23	118.99	103.33	88.18	72.49	56.74	41.93	27.18	13.36	2:24.63	
		Speed (m/s)	14.42	13.12	12.77	13.20	12.75	12.70	13.50	13.56	14.47	14.97	13.48	
		Stride length (m)	6.17	6.25	6.17	6.38	6.25	6.14	6.37	6.40	6.53	6.65	6.33	
		Stride duration (s)	0.428	0.476	0.484	0.483	0.491	0.483	0.472	0.472	0.451	0.444	0.470	
		Stride efficiency (%)	59.46	61.05	59.57	63.57	61.08	58.90	63.45	63.98	66.53	69.05	62.62	
		Stride count	24.32	32.00	32.39	31.36	31.99	32.58	31.39	31.26	30.65	30.09	308.03	

10 m Stride length



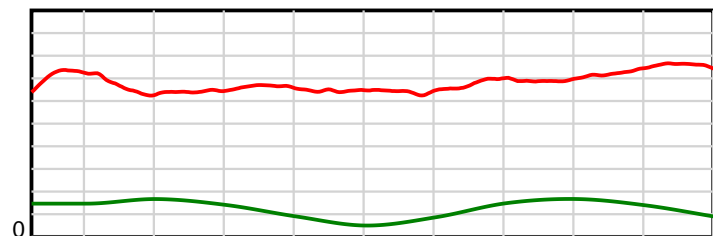
1950 m Finish

0.6 s Stride duration



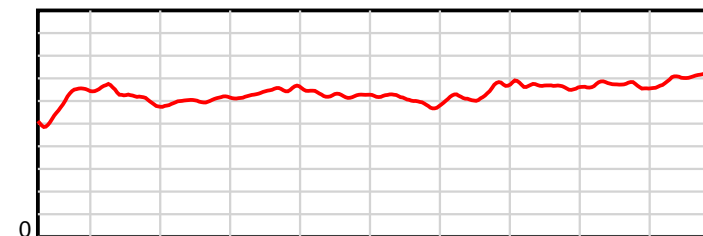
1950 m Finish

20 m/sec Speed



1950 m Finish

100 % Stride efficiency



1950 m Finish

Note: Horizontal distance axis grid lines are 200m furlongs.

## Disclaimer.

HRNZ and NZMTC and Thoroughbred Ratings Pty Ltd accepts no responsibility for the completeness or accuracy of any of the information contained herein, and makes no representations about its suitability for any particular purpose. Users should make their own judgements about those matters and/or seek independent advice. You assume all risks associated with use of the data provided on this page.



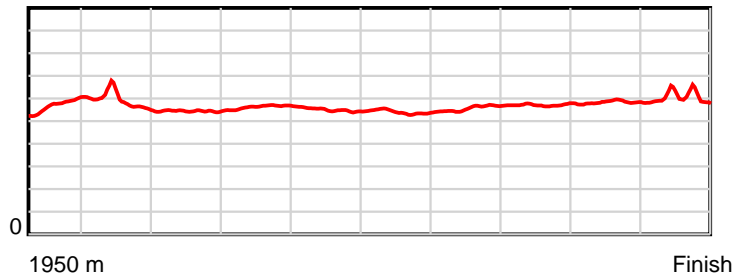
# Race Results



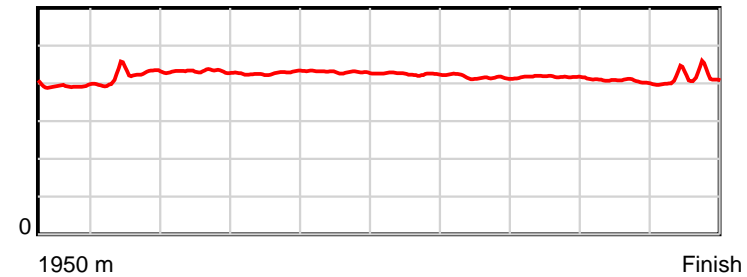
June 14, 2018, Race 4, AIRPARK CANTERBURY MOBILE PACE, Distance 1950m, Addington - Survey 1950m

Result	TAB no.	Horse (Barrier)	1950 to	1800m to	1600m to	1400m to	1200m to	1000m to	800m to	600m to	400m to	200m to	Total or	Margin
3rd	8	<b>Shezza GNP (8)</b>	<b>1800m</b>	<b>1600m</b>	<b>1400m</b>	<b>1200m</b>	<b>1000m</b>	<b>800m</b>	<b>600m</b>	<b>400m</b>	<b>200m</b>	<b>WP</b>	<b>Average</b>	
		Position in running (margin)	-	2(0.4)	1(0.0)	1(0.0)	1(0.0)	1(0.0)	1(0.0)	2(0.6)	1(0.0)	1(0.0)		2.20
		Sectional time (s)	10.62	14.50	15.75	15.09	15.84	15.78	14.89	14.59	13.88	13.70		
		Cumulative time (s)	144.64	134.02	119.52	103.77	88.68	72.84	57.06	42.17	27.58	13.70	2:24.64	
		Speed (m/s)	14.12	13.79	12.70	13.25	12.63	12.67	13.43	13.71	14.41	14.60	13.48	
		Stride length (m)	5.72	5.79	5.49	5.66	5.43	5.38	5.59	5.72	5.85	6.03	5.66	
		Stride duration (s)	0.392	0.419	0.432	0.427	0.430	0.425	0.416	0.417	0.406	0.413	0.420	
		Stride efficiency (%)	51.17	52.31	47.03	50.13	46.00	45.24	48.88	51.13	53.56	56.82	50.03	
		Stride count	26.21	34.57	36.46	35.31	36.86	37.17	35.76	34.97	34.16	33.17	344.64	

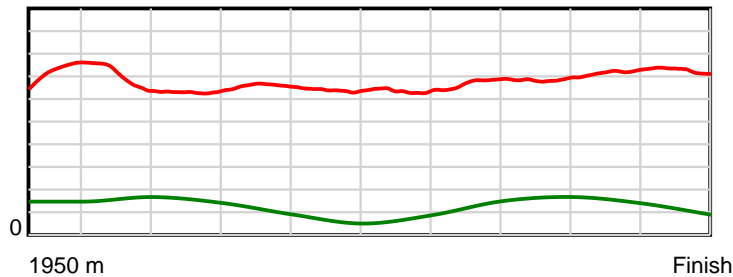
10 m Stride length



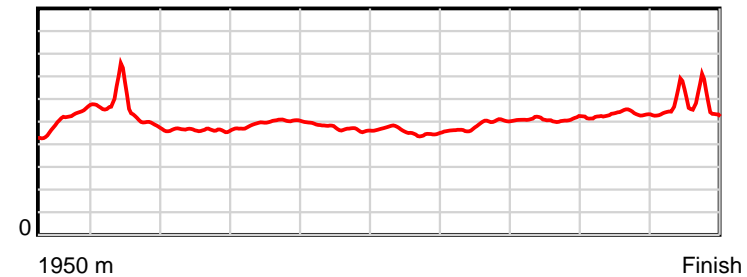
0.6 s Stride duration



20 m/sec Speed



100 % Stride efficiency



Note: Horizontal distance axis grid lines are 200m furlongs.

## Disclaimer.

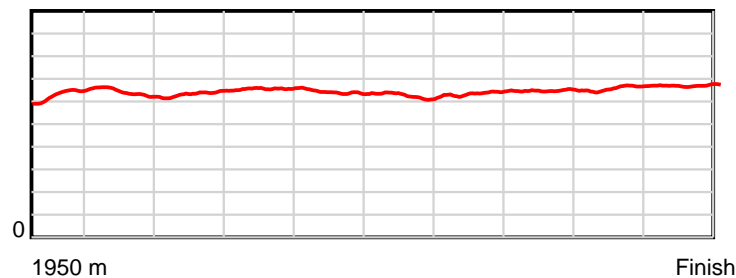
HRNZ and NZMTC and Thoroughbred Ratings Pty Ltd accepts no responsibility for the completeness or accuracy of any of the information contained herein, and makes no representations about its suitability for any particular purpose. Users should make their own judgements about those matters and/or seek independent advice. You assume all risks associated with use of the data provided on this page.

# Race Results

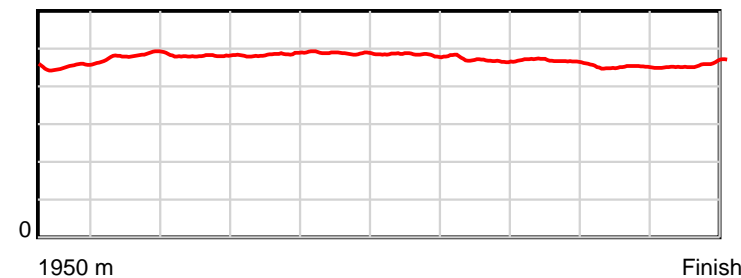
June 14, 2018, Race 4, AIRPARK CANTERBURY MOBILE PACE, Distance 1950m, Addington - Survey 1950m

Result	TAB no.	Horse (Barrier)	1950 to	1800m to	1600m to	1400m to	1200m to	1000m to	800m to	600m to	400m to	200m to	Total or	Margin
4th	4	Laytons Lass (4)	1800m	1600m	1400m	1200m	1000m	800m	600m	400m	200m	WP	Average	
		Position in running (margin)	-	4(2.1)	4(6.9)	4(4.3)	2(2.8)	2(1.2)	2(0.8)	1(0.0)	2(0.4)	2(1.1)		2.40
		Sectional time (s)	10.79	15.36	15.32	14.84	15.57	15.71	14.66	14.76	14.01	13.66		
		Cumulative time (s)	144.68	133.89	118.53	103.21	88.37	72.80	57.09	42.43	27.67	13.66	2:24.68	
		Speed (m/s)	13.90	13.02	13.05	13.48	12.85	12.73	13.64	13.55	14.28	14.64	13.48	
		Stride length (m)	6.35	6.27	6.27	6.53	6.27	6.16	6.40	6.34	6.43	6.72	6.37	
		Stride duration (s)	0.452	0.482	0.480	0.484	0.488	0.484	0.469	0.468	0.450	0.459	0.473	
		Stride efficiency (%)	62.95	61.48	61.48	66.54	61.45	59.26	64.07	62.76	64.55	70.58	63.42	
		Stride count	23.63	31.89	31.89	30.65	31.89	32.48	31.23	31.56	31.12	29.76	306.10	

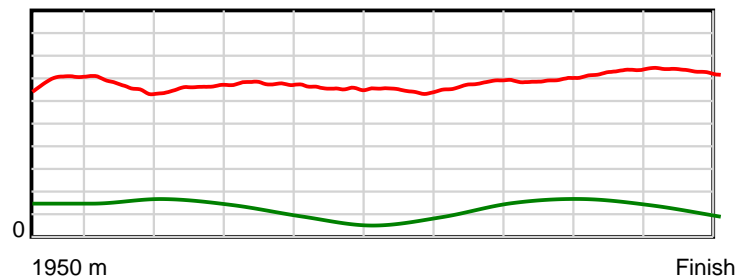
10 m Stride length



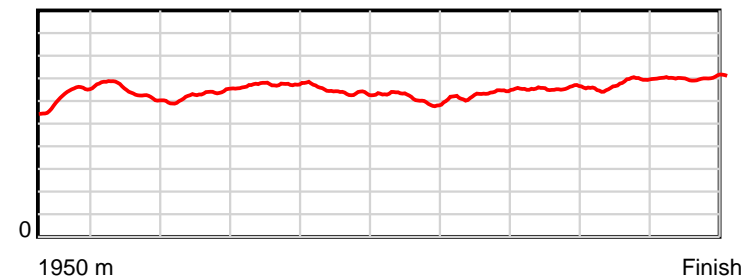
0.6 s Stride duration



20 m/sec Speed



100 % Stride efficiency



Note: Horizontal distance axis grid lines are 200m furlongs.

## Disclaimer.

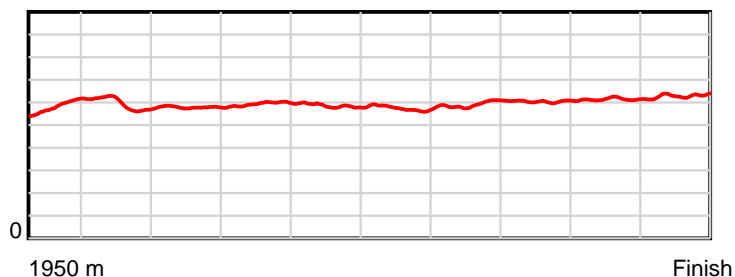
HRNZ and NZMTC and Thoroughbred Ratings Pty Ltd accepts no responsibility for the completeness or accuracy of any of the information contained herein, and makes no representations about its suitability for any particular purpose. Users should make their own judgements about those matters and/or seek independent advice. You assume all risks associated with use of the data provided on this page.

# Race Results

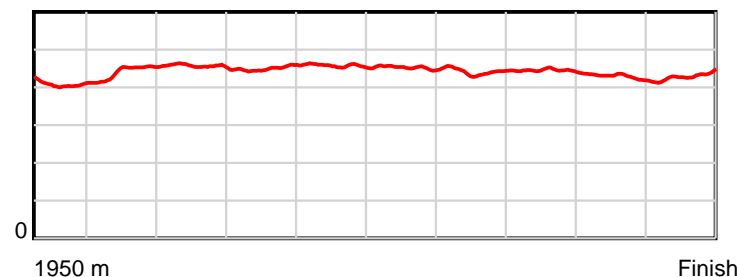
June 14, 2018, Race 4, AIRPARK CANTERBURY MOBILE PACE, Distance 1950m, Addington - Survey 1950m

Result	TAB no.	Horse (Barrier)	1950 to	1800m to	1600m to	1400m to	1200m to	1000m to	800m to	600m to	400m to	200m to	Total or	Margin
5th	6	Miss You (6)	1800m	1600m	1400m	1200m	1000m	800m	600m	400m	200m	WP	Average	
		Position in running (margin)	-	1(0.0)	2(2.6)	2(3.1)	3(3.0)	3(2.1)	3(1.2)	3(1.7)	3(1.8)	3(1.9)		2.80
		Sectional time (s)	10.39	14.98	15.84	15.08	15.67	15.64	14.87	14.71	13.89	13.68		
		Cumulative time (s)	144.75	134.36	119.38	103.54	88.46	72.79	57.15	42.28	27.57	13.68	2:24.75	
		Speed (m/s)	14.44	13.35	12.63	13.26	12.76	12.79	13.45	13.60	14.40	14.62	13.47	
		Stride length (m)	5.88	5.90	5.77	5.97	5.83	5.79	5.94	6.04	6.16	6.30	5.96	
		Stride duration (s)	0.406	0.442	0.457	0.450	0.457	0.453	0.442	0.444	0.428	0.431	0.442	
		Stride efficiency (%)	54.06	54.34	52.02	55.70	53.18	52.36	55.18	57.06	59.39	61.93	55.44	
		Stride count	25.50	33.92	34.66	33.50	34.28	34.55	33.66	33.10	32.44	31.77	327.38	

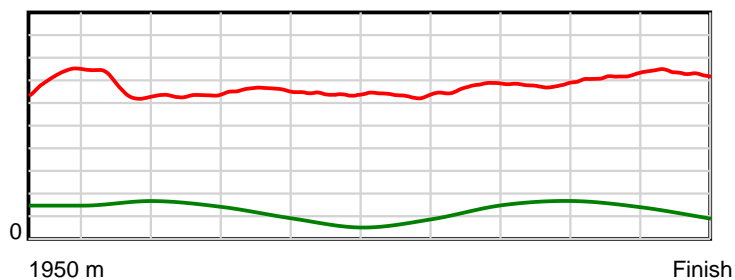
10 m Stride length



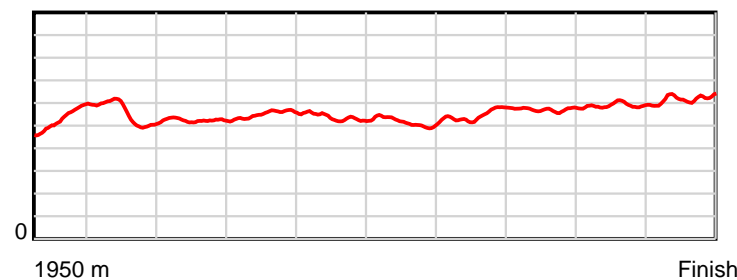
0.6 s Stride duration



20 m/sec Speed



100 % Stride efficiency



Note: Horizontal distance axis grid lines are 200m furlongs.

## Disclaimer.

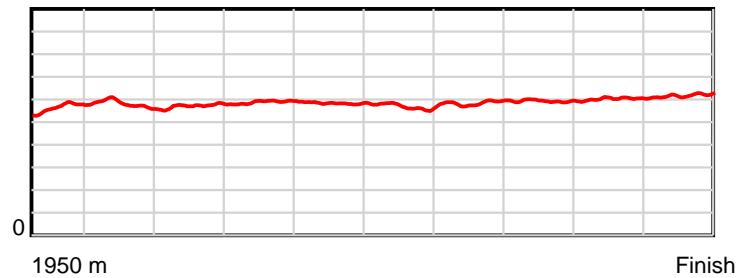
HRNZ and NZMTC and Thoroughbred Ratings Pty Ltd accepts no responsibility for the completeness or accuracy of any of the information contained herein, and makes no representations about its suitability for any particular purpose. Users should make their own judgements about those matters and/or seek independent advice. You assume all risks associated with use of the data provided on this page.

# Race Results

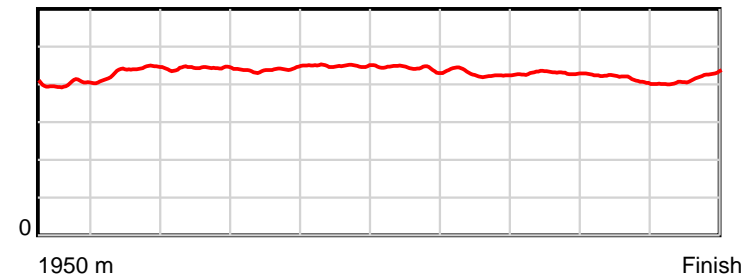
June 14, 2018, Race 4, AIRPARK CANTERBURY MOBILE PACE, Distance 1950m, Addington - Survey 1950m

Result	TAB no.	Horse (Barrier)	1950 to	1800m to	1600m to	1400m to	1200m to	1000m to	800m to	600m to	400m to	200m to	Total or	Margin
6th	1	Motu Bettor Be... (1)	1800m	1600m	1400m	1200m	1000m	800m	600m	400m	200m	WP	Average	
		Position in running (margin)	-	5(2.5)	5(7.2)	5(6.1)	6(6.1)	7(5.7)	7(5.6)	7(5.7)	7(5.9)	7(6.3)		5.90
		Sectional time (s)	10.65	15.34	15.55	15.10	15.77	15.77	14.80	14.73	13.96	13.64		
		Cumulative time (s)	145.31	134.66	119.32	103.77	88.67	72.90	57.13	42.33	27.60	13.64	2:25.31	
		Speed (m/s)	14.08	13.04	12.86	13.25	12.68	12.68	13.51	13.58	14.33	14.66	13.42	
		Stride length (m)	5.60	5.68	5.69	5.82	5.70	5.61	5.79	5.84	5.96	6.11	5.78	
		Stride duration (s)	0.400	0.435	0.443	0.439	0.449	0.442	0.428	0.430	0.416	0.416	0.431	
		Stride efficiency (%)	49.01	50.35	50.66	52.93	50.80	49.19	52.39	53.37	55.46	58.25	52.22	
		Stride count	26.79	35.23	35.13	34.37	35.08	35.65	34.54	34.22	33.57	32.76	337.34	

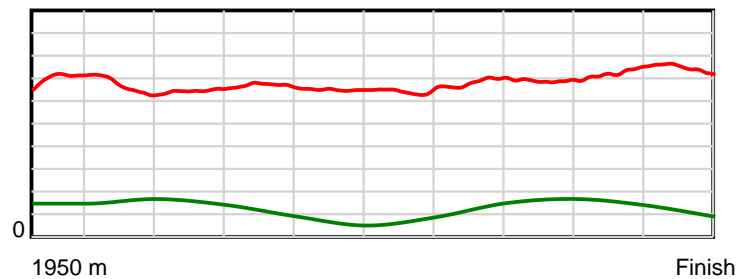
10 m Stride length



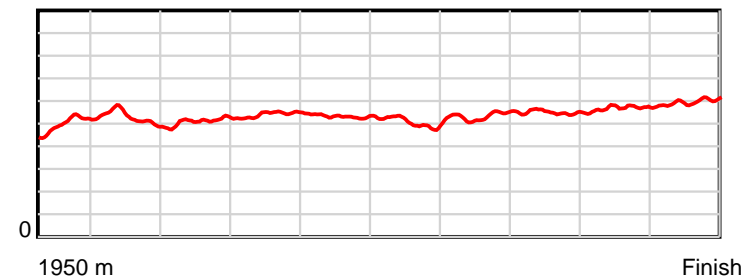
0.6 s Stride duration



20 m/sec Speed



100 % Stride efficiency



Note: Horizontal distance axis grid lines are 200m furlongs.

## Disclaimer.

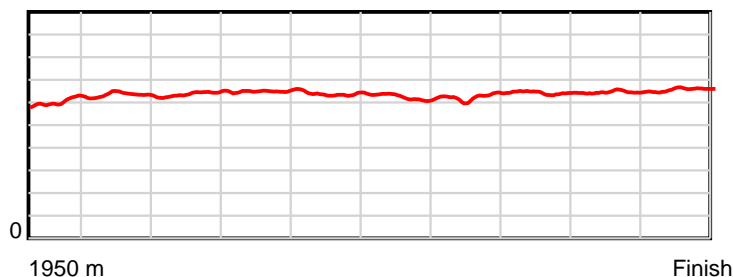
HRNZ and NZMTC and Thoroughbred Ratings Pty Ltd accepts no responsibility for the completeness or accuracy of any of the information contained herein, and makes no representations about its suitability for any particular purpose. Users should make their own judgements about those matters and/or seek independent advice. You assume all risks associated with use of the data provided on this page.

# Race Results

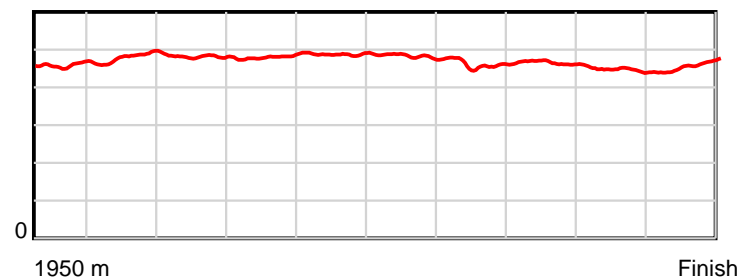
June 14, 2018, Race 4, AIRPARK CANTERBURY MOBILE PACE, Distance 1950m, Addington - Survey 1950m

Result	TAB no.	Horse (Barrier)	1950 to	1800m to	1600m to	1400m to	1200m to	1000m to	800m to	600m to	400m to	200m to	Total or	Margin
7th	7	Sauchiehall (7)	1800m	1600m	1400m	1200m	1000m	800m	600m	400m	200m	WP	Average	
		Position in running (margin)	-	8(6.4)	8(11.3)	7(7.8)	7(6.3)	6(4.5)	6(5.1)	6(4.5)	6(4.6)	6(5.1)		7.60
		Sectional time (s)	11.56	15.37	15.16	14.84	15.55	15.87	14.69	14.71	13.97	13.89		
		Cumulative time (s)	145.61	134.05	118.68	103.52	88.68	73.13	57.26	42.57	27.86	13.89	2:25.61	
		Speed (m/s)	12.97	13.01	13.19	13.48	12.86	12.60	13.61	13.60	14.32	14.40	13.39	
		Stride length (m)	6.07	6.23	6.36	6.47	6.27	6.08	6.27	6.32	6.38	6.61	6.31	
		Stride duration (s)	0.460	0.479	0.482	0.480	0.487	0.482	0.461	0.465	0.445	0.459	0.471	
		Stride efficiency (%)	57.60	60.71	63.12	65.40	61.38	57.73	61.53	62.48	63.53	68.28	62.18	
		Stride count	24.71	32.09	31.47	30.92	31.91	32.91	31.87	31.63	31.37	30.26	309.14	

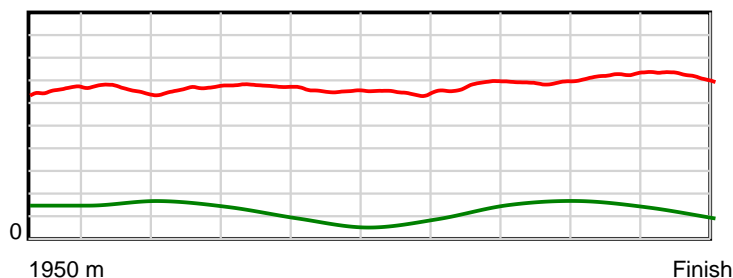
10 m Stride length



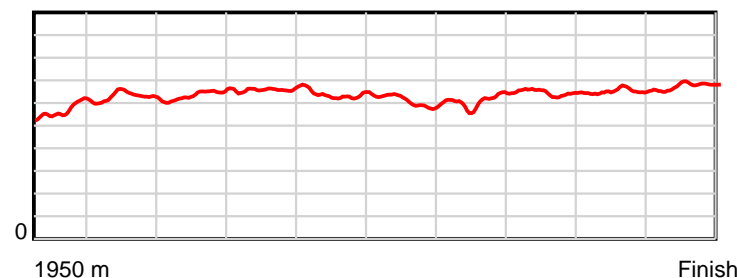
0.6 s Stride duration



20 m/sec Speed



100 % Stride efficiency



Note: Horizontal distance axis grid lines are 200m furlongs.

## Disclaimer.

HRNZ and NZMTC and Thoroughbred Ratings Pty Ltd accepts no responsibility for the completeness or accuracy of any of the information contained herein, and makes no representations about its suitability for any particular purpose. Users should make their own judgements about those matters and/or seek independent advice. You assume all risks associated with use of the data provided on this page.

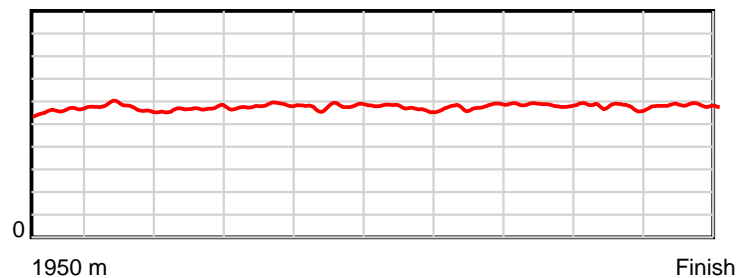


# Race Results

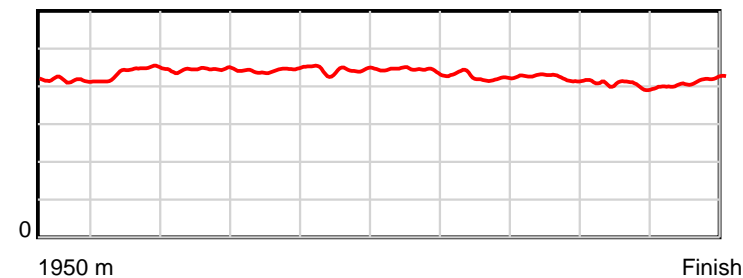
June 14, 2018, Race 4, AIRPARK CANTERBURY MOBILE PACE, Distance 1950m, Addington - Survey 1950m

Result	TAB no.	Horse (Barrier)	1950 to	1800m to	1600m to	1400m to	1200m to	1000m to	800m to	600m to	400m to	200m to	Total or	Margin
8th	2	<b>Night School (2)</b>	<b>1800m</b>	<b>1600m</b>	<b>1400m</b>	<b>1200m</b>	<b>1000m</b>	<b>800m</b>	<b>600m</b>	<b>400m</b>	<b>200m</b>	<b>WP</b>	<b>Average</b>	
		Position in running (margin)	-	7(4.3)	6(8.9)	8(8.4)	8(8.3)	8(6.7)	8(6.8)	8(5.8)	8(6.3)	8(7.8)		11.10
		Sectional time (s)	11.02	15.32	15.66	15.07	15.56	15.80	14.62	14.79	14.13	14.27		
		Cumulative time (s)	146.24	135.22	119.90	104.24	89.17	73.61	57.81	43.19	28.40	14.27	2:26.24	
		Speed (m/s)	13.61	13.05	12.77	13.27	12.85	12.66	13.68	13.52	14.15	14.02	13.33	
		Stride length (m)	5.63	5.72	5.68	5.87	5.70	5.60	5.81	5.72	5.71	5.79	5.73	
		Stride duration (s)	0.416	0.438	0.445	0.442	0.444	0.442	0.425	0.423	0.403	0.413	0.429	
		Stride efficiency (%)	49.51	51.07	50.42	53.84	50.81	49.04	52.83	51.19	50.95	52.43	51.23	
		Stride count	26.65	34.98	35.21	34.07	35.07	35.70	34.40	34.94	35.03	34.53	340.58	

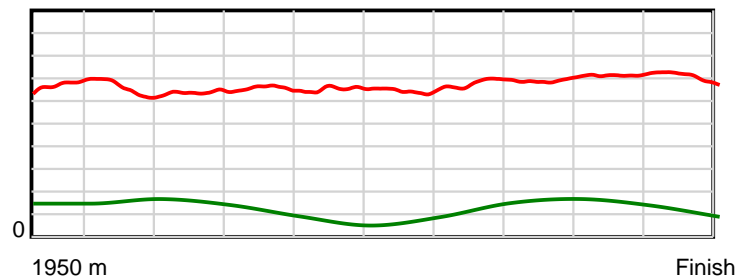
10 m Stride length



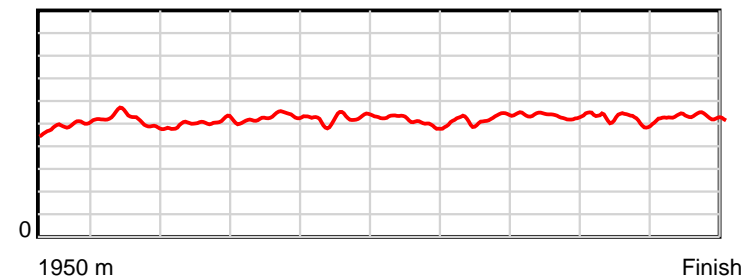
0.6 s Stride duration



20 m/sec Speed



100 % Stride efficiency



Note: Horizontal distance axis grid lines are 200m furlongs.

## Disclaimer.

HRNZ and NZMTC and Thoroughbred Ratings Pty Ltd accepts no responsibility for the completeness or accuracy of any of the information contained herein, and makes no representations about its suitability for any particular purpose. Users should make their own judgements about those matters and/or seek independent advice. You assume all risks associated with use of the data provided on this page.