



Race Results

NZ Metropolitan Trotting Club Inc, HRNZ, June 14, 2018

Compilation date: June 14, 2018, 8:02:27 PM (NZST)

Copyright © 2018 HRNZ and NZMTC. All rights reserved.

Trademarks.

StrideMASTER is a registered trademark of Thoroughbred Ratings Pty Ltd.

Disclaimer.

HRNZ and NZMTC and Thoroughbred Ratings Pty Ltd accepts no responsibility for the completeness or accuracy of any of the information contained herein, and makes no representations about its suitability for any particular purpose. Users should make their own judgements about those matters and/or seek independent advice. You assume all risks associated with use of the data provided on this page.



Race Results



June 14, 2018, Race 6, HYDROFLOW MOBILE PACE, Distance 2600m, Addington - Survey 3200m

Result	TAB no.	Horse (Barrier)	2600 to	2400m to
1st	1	Samskara (1)	2400m	2200m
		Position in running (margin)	-	2(1.8)
		Sectional time (s)	13.11	13.97
		Cumulative time (s)	194.43	181.32
		Speed (m/s)	15.25	14.32
		Stride length (m)	6.07	6.07
		Stride duration (s)	0.396	0.424
		Stride efficiency (%)	57.49	57.56
		Stride count	32.97	32.95

Disclaimer.

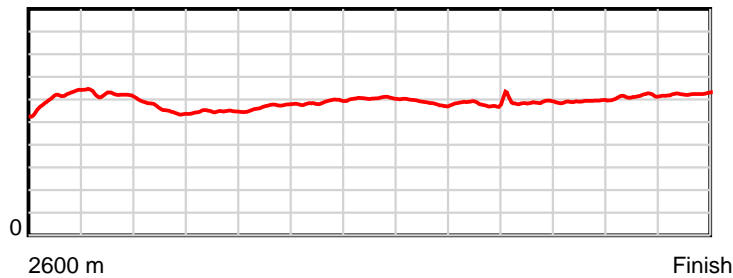
HRNZ and NZMTC and Thoroughbred Ratings Pty Ltd accepts no responsibility for the completeness or accuracy of any of the information contained herein, and makes no representations about its suitability for any particular purpose. Users should make their own judgements about those matters and/or seek independent advice. You assume all risks associated with use of the data provided on this page.

Race Results

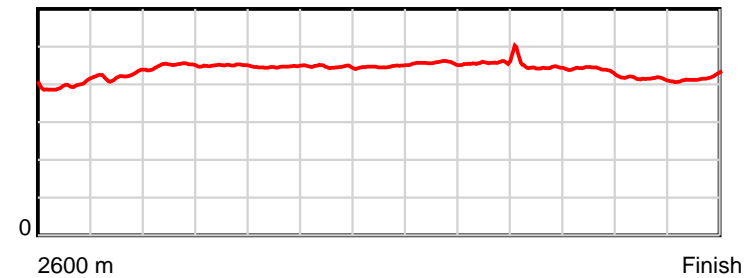
June 14, 2018, Race 6, HYDROFLOW MOBILE PACE, Distance 2600m, Addington - Survey 3200m

Result	TAB no.	Horse (Barrier)	2200m to	2000m to	1800m to	1600m to	1400m to	1200m to	1000m to	800m to	600m to	400m to	200m to	Total or	Margin
1st	1	Samskara (1)	2000m	1800m	1600m	1400m	1200m	1000m	800m	600m	400m	200m	WP	Average	
		Position in running (margin)	1(0.0)	1(0.0)	1(0.0)	1(0.0)	1(0.0)	1(0.0)	1(0.0)	1(0.0)	1(0.0)	1(0.0)	1(0.0)		0.00
		Sectional time (s)	16.20	16.46	15.83	15.36	14.87	15.64	15.78	15.23	15.05	13.52	13.41		
		Cumulative time (s)	167.35	151.15	134.69	118.86	103.50	88.63	72.99	57.21	41.98	26.93	13.41	3:14.43	
		Speed (m/s)	12.35	12.15	12.63	13.02	13.45	12.79	12.67	13.13	13.29	14.79	14.91	13.37	
		Stride length (m)	5.56	5.47	5.65	5.81	6.02	5.84	5.83	5.84	5.82	6.14	6.24	5.86	
		Stride duration (s)	0.451	0.450	0.447	0.446	0.448	0.457	0.460	0.445	0.438	0.415	0.418	0.439	
		Stride efficiency (%)	48.37	46.69	49.80	52.75	56.61	53.33	53.09	53.29	52.98	58.91	60.83	53.75	
		Stride count	35.95	36.59	35.43	34.42	33.23	34.23	34.31	34.25	34.35	32.57	32.06	443.31	

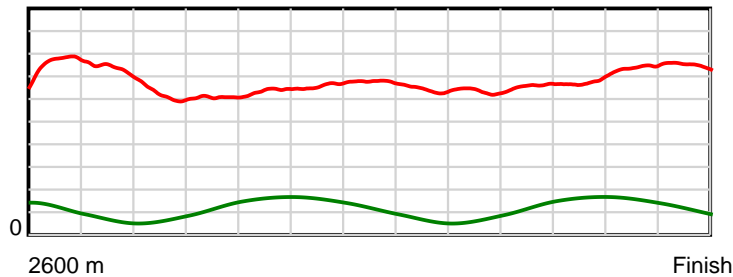
10 m Stride length



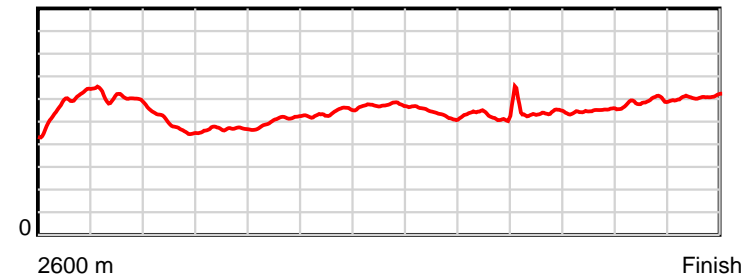
0.6 s Stride duration



20 m/sec Speed



100 % Stride efficiency



Note: Horizontal distance axis grid lines are 200m furlongs.

Disclaimer.

HRNZ and NZMTC and Thoroughbred Ratings Pty Ltd accepts no responsibility for the completeness or accuracy of any of the information contained herein, and makes no representations about its suitability for any particular purpose. Users should make their own judgements about those matters and/or seek independent advice. You assume all risks associated with use of the data provided on this page.



Race Results



June 14, 2018, Race 6, HYDROFLOW MOBILE PACE, Distance 2600m, Addington - Survey 3200m

Result	TAB no.	Horse (Barrier)	2600 to 2400m	2400m to 2200m
2nd	13	Hundie (13)		
		Position in running (margin)	-	9(6.1)
		Sectional time (s)	13.76	14.84
		Cumulative time (s)	195.03	181.27
		Speed (m/s)	14.53	13.48
		Stride length (m)	6.24	5.91
		Stride duration (s)	0.420	0.439
		Stride efficiency (%)	60.77	54.62
		Stride count	32.07	33.83

Disclaimer.

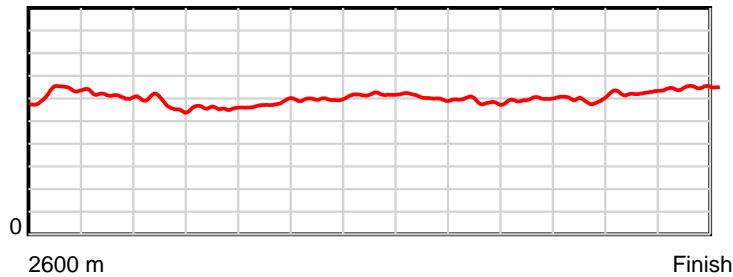
HRNZ and NZMTC and Thoroughbred Ratings Pty Ltd accepts no responsibility for the completeness or accuracy of any of the information contained herein, and makes no representations about its suitability for any particular purpose. Users should make their own judgements about those matters and/or seek independent advice. You assume all risks associated with use of the data provided on this page.

Race Results

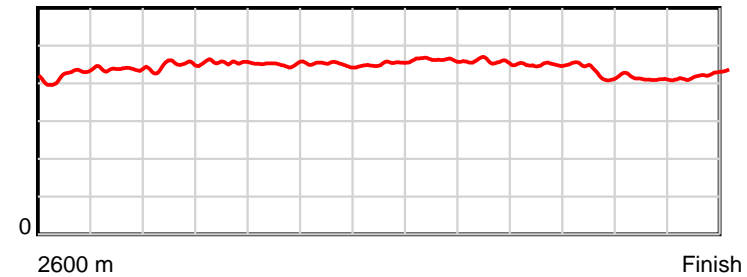
June 14, 2018, Race 6, HYDROFLOW MOBILE PACE, Distance 2600m, Addington - Survey 3200m

Result	TAB no.	Horse (Barrier)	2200m to	2000m to	1800m to	1600m to	1400m to	1200m to	1000m to	800m to	600m to	400m to	200m to	Total or	Margin
2nd	13	Hundie (13)	2000m	1800m	1600m	1400m	1200m	1000m	800m	600m	400m	200m	WP	Average	
		Position in running (margin)	7(9.6)	7(7.4)	8(6.6)	8(7.6)	8(7.9)	8(7.2)	8(7.3)	8(7.0)	7(6.1)	6(5.0)	5(6.0)		3.40
		Sectional time (s)	15.84	16.32	16.00	15.41	14.75	15.65	15.74	15.08	14.87	13.67	13.10		
		Cumulative time (s)	166.43	150.59	134.27	118.27	102.86	88.11	72.46	56.72	41.64	26.77	13.10	3:15.03	
		Speed (m/s)	12.63	12.25	12.50	12.98	13.56	12.78	12.71	13.26	13.45	14.63	15.27	13.33	
		Stride length (m)	5.65	5.59	5.64	5.84	6.14	5.91	5.81	5.96	5.78	6.01	6.49	5.91	
		Stride duration (s)	0.448	0.456	0.451	0.450	0.453	0.463	0.457	0.449	0.430	0.411	0.425	0.443	
		Stride efficiency (%)	49.94	48.75	49.68	53.26	58.91	54.65	52.77	55.56	52.28	56.53	65.77	54.61	
		Stride count	35.38	35.81	35.47	34.26	32.57	33.82	34.42	33.54	34.58	33.25	30.83	439.83	

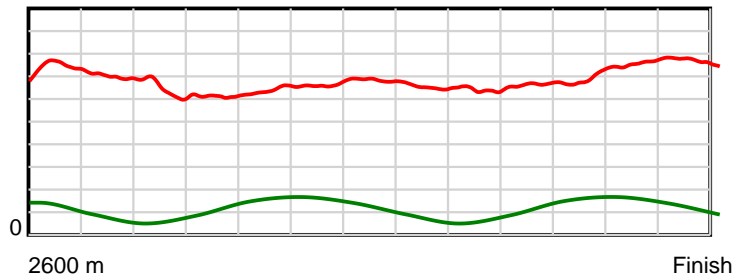
10 m Stride length



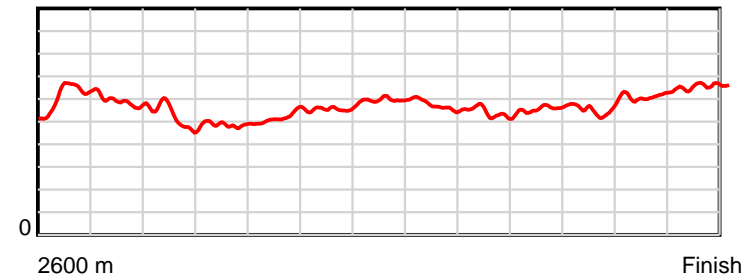
0.6 s Stride duration



20 m/sec Speed



100 % Stride efficiency



Note: Horizontal distance axis grid lines are 200m furlongs.

Disclaimer.

HRNZ and NZMTC and Thoroughbred Ratings Pty Ltd accepts no responsibility for the completeness or accuracy of any of the information contained herein, and makes no representations about its suitability for any particular purpose. Users should make their own judgements about those matters and/or seek independent advice. You assume all risks associated with use of the data provided on this page.



Race Results



June 14, 2018, Race 6, HYDROFLOW MOBILE PACE, Distance 2600m, Addington - Survey 3200m

Result	TAB no.	Horse (Barrier)	2600 to	2400m to
3rd	4	Martin John (4)	2400m	2200m
		Position in running (margin)	-	1(0.0)
		Sectional time (s)	12.70	14.49
		Cumulative time (s)	195.03	182.33
		Speed (m/s)	15.75	13.80
		Stride length (m)	6.95	6.72
		Stride duration (s)	0.445	0.487
		Stride efficiency (%)	75.56	70.61
		Stride count	28.76	29.75

Disclaimer.

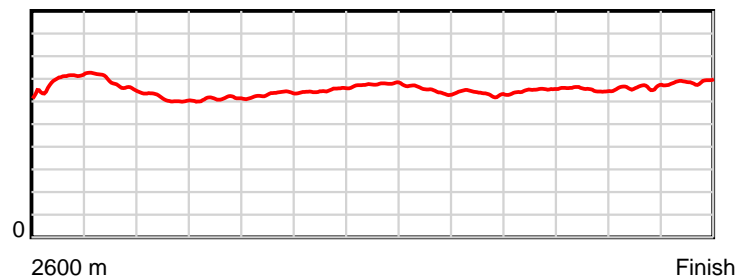
HRNZ and NZMTC and Thoroughbred Ratings Pty Ltd accepts no responsibility for the completeness or accuracy of any of the information contained herein, and makes no representations about its suitability for any particular purpose. Users should make their own judgements about those matters and/or seek independent advice. You assume all risks associated with use of the data provided on this page.

Race Results

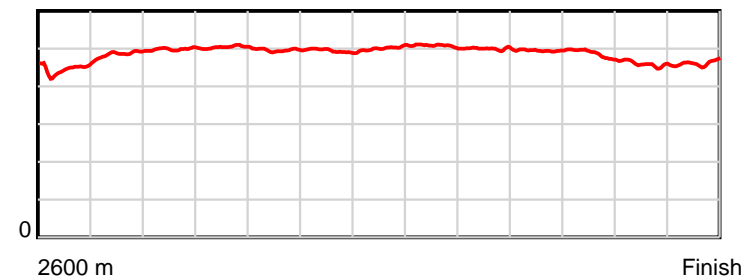
June 14, 2018, Race 6, HYDROFLOW MOBILE PACE, Distance 2600m, Addington - Survey 3200m

Result	TAB no.	Horse (Barrier)	2200m to	2000m to	1800m to	1600m to	1400m to	1200m to	1000m to	800m to	600m to	400m to	200m to	Total or	Margin
3rd	4	Martin John (4)	2000m	1800m	1600m	1400m	1200m	1000m	800m	600m	400m	200m	WP	Average	
		Position in running (margin)	2(1.4)	2(1.9)	2(2.0)	3(2.2)	2(2.3)	3(1.8)	3(2.2)	3(1.8)	3(1.6)	2(1.6)	2(4.2)		3.70
		Sectional time (s)	16.28	16.49	15.85	15.37	14.79	15.71	15.71	15.20	15.05	13.95	13.44		
		Cumulative time (s)	167.84	151.56	135.07	119.22	103.85	89.06	73.35	57.64	42.44	27.39	13.44	3:15.03	
		Speed (m/s)	12.29	12.13	12.62	13.01	13.52	12.73	12.73	13.16	13.29	14.34	14.88	13.33	
		Stride length (m)	6.12	6.11	6.26	6.43	6.78	6.46	6.36	6.51	6.44	6.58	6.90	6.50	
		Stride duration (s)	0.499	0.504	0.496	0.494	0.502	0.507	0.500	0.495	0.484	0.459	0.463	0.488	
		Stride efficiency (%)	58.61	58.31	61.23	64.52	71.92	65.17	63.22	66.24	64.79	67.64	74.31	66.00	
		Stride count	32.66	32.74	31.95	31.12	29.48	30.97	31.45	30.72	31.06	30.40	29.00	400.06	

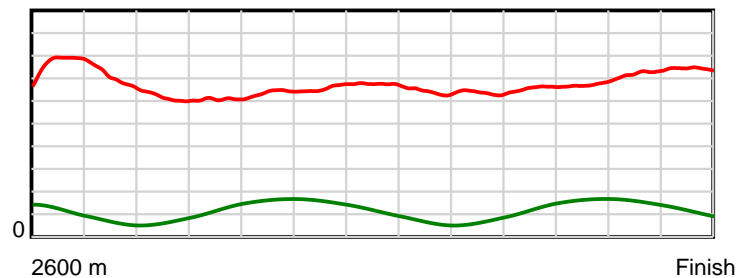
10 m Stride length



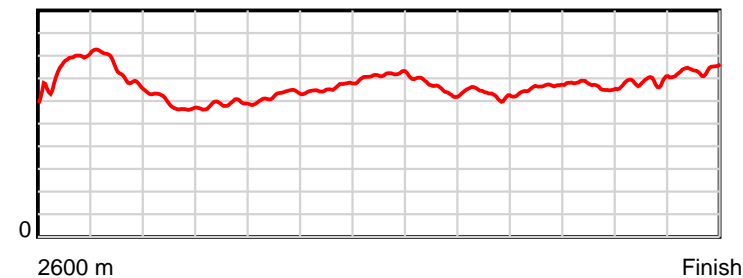
0.6 s Stride duration



20 m/sec Speed



100 % Stride efficiency



Note: Horizontal distance axis grid lines are 200m furlongs.

Disclaimer.

HRNZ and NZMTC and Thoroughbred Ratings Pty Ltd accepts no responsibility for the completeness or accuracy of any of the information contained herein, and makes no representations about its suitability for any particular purpose. Users should make their own judgements about those matters and/or seek independent advice. You assume all risks associated with use of the data provided on this page.



Race Results



June 14, 2018, Race 6, HYDROFLOW MOBILE PACE, Distance 2600m, Addington - Survey 3200m

Result	TAB no.	Horse (Barrier)	2600 to	2400m to
4th	5	Bridget Blue C... (5)	2400m	2200m
		Position in running (margin)	-	4(4.0)
		Sectional time (s)	13.33	14.68
		Cumulative time (s)	195.13	181.80
		Speed (m/s)	15.00	13.62
		Stride length (m)	6.31	6.07
		Stride duration (s)	0.425	0.446
		Stride efficiency (%)	62.22	57.63
		Stride count	31.70	32.93

Disclaimer.

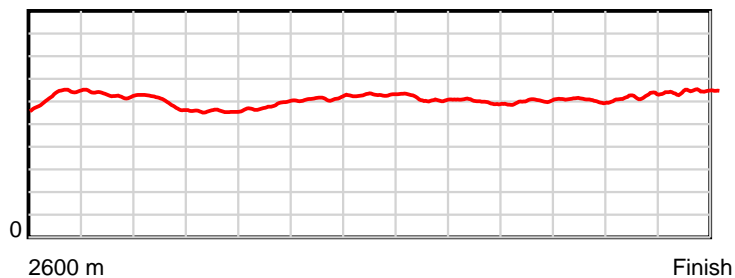
HRNZ and NZMTC and Thoroughbred Ratings Pty Ltd accepts no responsibility for the completeness or accuracy of any of the information contained herein, and makes no representations about its suitability for any particular purpose. Users should make their own judgements about those matters and/or seek independent advice. You assume all risks associated with use of the data provided on this page.

Race Results

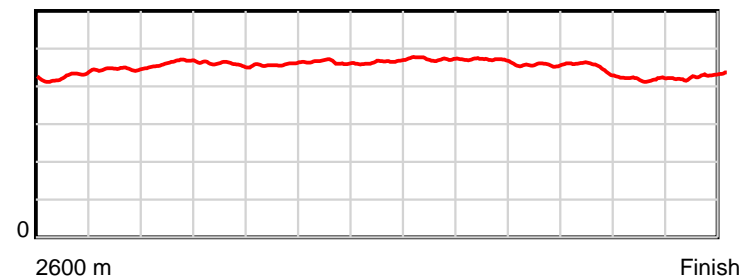
June 14, 2018, Race 6, HYDROFLOW MOBILE PACE, Distance 2600m, Addington - Survey 3200m

Result	TAB no.	Horse (Barrier)	2200m to	2000m to	1800m to	1600m to	1400m to	1200m to	1000m to	800m to	600m to	400m to	200m to	Total or	Margin
4th	5	Bridget Blue C... (5)	2000m	1800m	1600m	1400m	1200m	1000m	800m	600m	400m	200m	WP	Average	
		Position in running (margin)	5(6.5)	3(3.4)	4(2.9)	4(3.6)	4(4.2)	4(3.1)	4(3.6)	4(3.4)	4(2.6)	4(3.0)	3(5.2)		3.90
		Sectional time (s)	15.69	16.37	15.95	15.47	14.68	15.73	15.75	15.08	15.12	13.89	13.39		
		Cumulative time (s)	167.12	151.43	135.06	119.11	103.64	88.96	73.23	57.48	42.40	27.28	13.39	3:15.13	
		Speed (m/s)	12.75	12.22	12.54	12.93	13.62	12.71	12.70	13.26	13.23	14.40	14.94	13.32	
		Stride length (m)	5.90	5.61	5.75	6.00	6.35	6.00	5.96	6.06	5.90	6.03	6.38	6.02	
		Stride duration (s)	0.463	0.459	0.458	0.464	0.466	0.472	0.469	0.457	0.446	0.419	0.427	0.452	
		Stride efficiency (%)	54.36	49.19	51.60	56.20	62.99	56.33	55.42	57.43	54.39	56.87	63.69	56.58	
		Stride count	33.91	35.65	34.80	33.35	31.50	33.31	33.58	32.99	33.90	33.15	31.33	432.10	

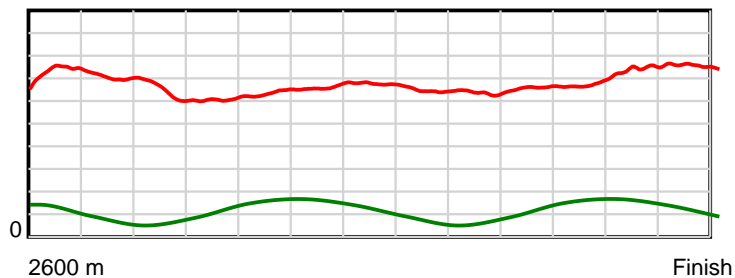
10 m Stride length



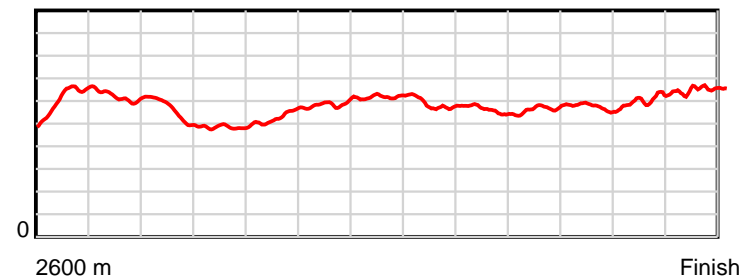
0.6 s Stride duration



20 m/sec Speed



100 % Stride efficiency



Note: Horizontal distance axis grid lines are 200m furlongs.

Disclaimer.

HRNZ and NZMTC and Thoroughbred Ratings Pty Ltd accepts no responsibility for the completeness or accuracy of any of the information contained herein, and makes no representations about its suitability for any particular purpose. Users should make their own judgements about those matters and/or seek independent advice. You assume all risks associated with use of the data provided on this page.



Race Results



June 14, 2018, Race 6, HYDROFLOW MOBILE PACE, Distance 2600m, Addington - Survey 3200m

Result	TAB no.	Horse (Barrier)	2600 to	2400m to
5th	7	Alta Shelby (7)	2400m	2200m
		Position in running (margin)	-	6(4.4)
		Sectional time (s)	13.36	15.49
		Cumulative time (s)	195.53	182.17
		Speed (m/s)	14.97	12.91
		Stride length (m)	5.85	5.39
		Stride duration (s)	0.395	0.418
		Stride efficiency (%)	53.53	45.48
		Stride count	34.17	37.07

Disclaimer.

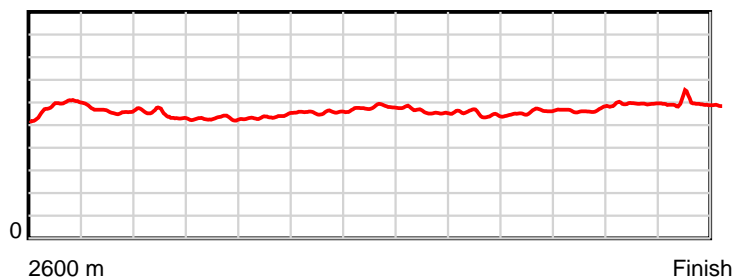
HRNZ and NZMTC and Thoroughbred Ratings Pty Ltd accepts no responsibility for the completeness or accuracy of any of the information contained herein, and makes no representations about its suitability for any particular purpose. Users should make their own judgements about those matters and/or seek independent advice. You assume all risks associated with use of the data provided on this page.

Race Results

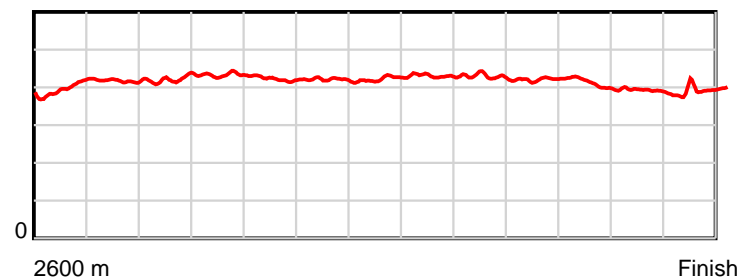
June 14, 2018, Race 6, HYDROFLOW MOBILE PACE, Distance 2600m, Addington - Survey 3200m

Result	TAB no.	Horse (Barrier)	2200m to	2000m to	1800m to	1600m to	1400m to	1200m to	1000m to	800m to	600m to	400m to	200m to	Total or	Margin
5th	7	Alta Shelby (7)	2000m	1800m	1600m	1400m	1200m	1000m	800m	600m	400m	200m	WP	Average	
		Position in running (margin)	10(11.7)	8(9.8)	9(9.0)	9(9.7)	9(9.9)	9(8.6)	9(9.2)	10(9.0)	9(7.8)	9(6.7)	7(8.1)		6.30
		Sectional time (s)	15.88	16.33	15.94	15.39	14.66	15.73	15.77	15.02	14.86	13.75	13.35		
		Cumulative time (s)	166.68	150.80	134.47	118.53	103.14	88.48	72.75	56.98	41.96	27.10	13.35	3:15.53	
		Speed (m/s)	12.59	12.25	12.55	13.00	13.64	12.71	12.68	13.32	13.46	14.55	14.98	13.30	
		Stride length (m)	5.31	5.30	5.30	5.46	5.78	5.48	5.43	5.61	5.49	5.67	5.89	5.53	
		Stride duration (s)	0.422	0.433	0.422	0.420	0.423	0.431	0.428	0.422	0.408	0.390	0.393	0.416	
		Stride efficiency (%)	44.10	43.92	43.88	46.53	52.17	46.92	46.00	49.27	47.13	50.24	54.20	47.77	
		Stride count	37.65	37.72	37.74	36.65	34.61	36.50	36.86	35.62	36.42	35.27	33.96	470.24	

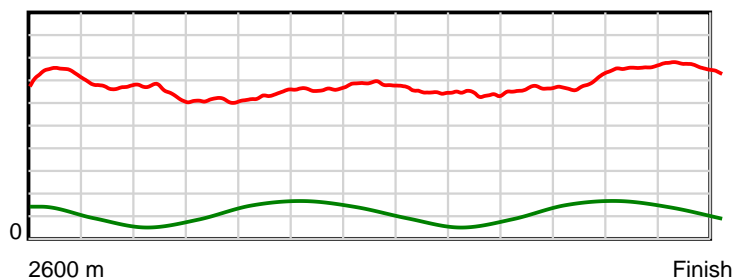
10 m Stride length



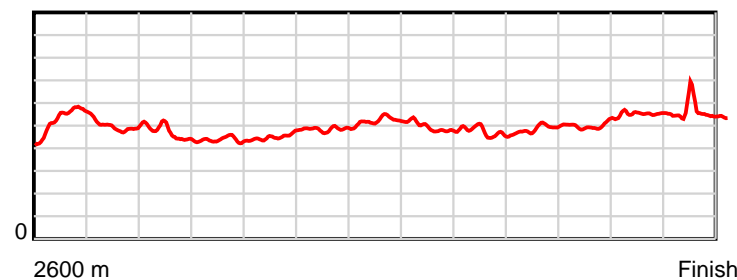
0.6 s Stride duration



20 m/sec Speed



100 % Stride efficiency



Note: Horizontal distance axis grid lines are 200m furlongs.

Disclaimer.

HRNZ and NZMTC and Thoroughbred Ratings Pty Ltd accepts no responsibility for the completeness or accuracy of any of the information contained herein, and makes no representations about its suitability for any particular purpose. Users should make their own judgements about those matters and/or seek independent advice. You assume all risks associated with use of the data provided on this page.



Race Results



June 14, 2018, Race 6, HYDROFLOW MOBILE PACE, Distance 2600m, Addington - Survey 3200m

Result	TAB no.	Horse (Barrier)	2600 to	2400m to
6th	6	Nurburgring (6)	2400m	2200m
		Position in running (margin)	-	10(7.2)
		Sectional time (s)	13.99	15.67
		Cumulative time (s)	195.63	181.64
		Speed (m/s)	14.29	12.76
		Stride length (m)	6.37	5.98
		Stride duration (s)	0.447	0.469
		Stride efficiency (%)	63.34	55.92
		Stride count	31.41	33.43

Disclaimer.

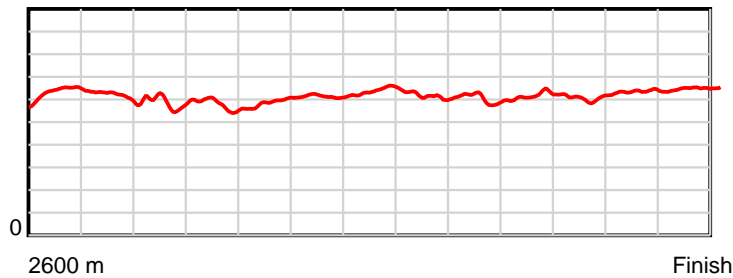
HRNZ and NZMTC and Thoroughbred Ratings Pty Ltd accepts no responsibility for the completeness or accuracy of any of the information contained herein, and makes no representations about its suitability for any particular purpose. Users should make their own judgements about those matters and/or seek independent advice. You assume all risks associated with use of the data provided on this page.

Race Results

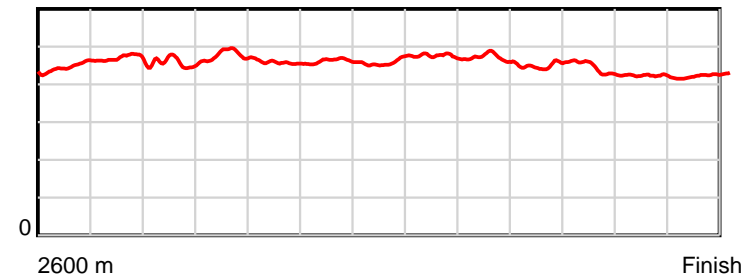
June 14, 2018, Race 6, HYDROFLOW MOBILE PACE, Distance 2600m, Addington - Survey 3200m

Result	TAB no.	Horse (Barrier)	2200m to	2000m to	1800m to	1600m to	1400m to	1200m to	1000m to	800m to	600m to	400m to	200m to	Total or	Margin
6th	6	Nurburgring (6)	2000m	1800m	1600m	1400m	1200m	1000m	800m	600m	400m	200m	WP	Average	
		Position in running (margin)	12(15.7)	12(15.1)	12(15.9)	12(16.7)	13(17.3)	13(14.3)	13(15.3)	13(15.1)	12(11.1)	12(9.2)	11(9.9)		6.90
		Sectional time (s)	16.10	16.59	15.97	15.46	14.37	15.80	15.75	14.56	14.73	13.63	13.01		
		Cumulative time (s)	165.97	149.87	133.28	117.31	101.85	87.48	71.68	55.93	41.37	26.64	13.01	3:15.63	
		Speed (m/s)	12.42	12.06	12.52	12.94	13.92	12.66	12.70	13.74	13.58	14.67	15.37	13.29	
		Stride length (m)	5.69	5.76	5.73	5.98	6.41	6.00	5.95	6.21	5.95	6.18	6.53	6.05	
		Stride duration (s)	0.458	0.478	0.457	0.462	0.460	0.474	0.468	0.452	0.439	0.421	0.425	0.455	
		Stride efficiency (%)	50.51	51.82	51.26	55.87	64.20	56.22	55.25	60.26	55.38	59.71	66.70	57.11	
		Stride count	35.18	34.73	34.92	33.45	31.20	33.34	33.63	32.21	33.60	32.36	30.61	430.07	

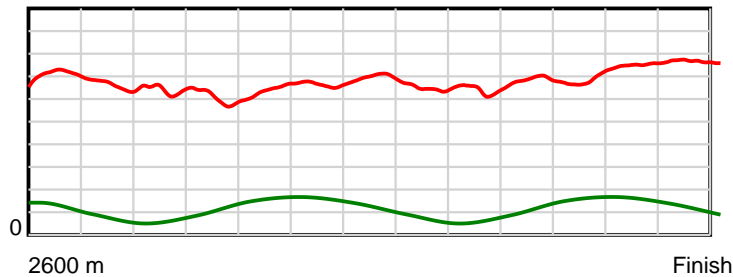
10 m Stride length



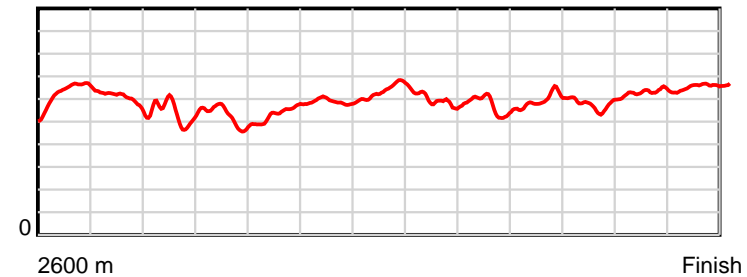
0.6 s Stride duration



20 m/sec Speed



100 % Stride efficiency



Note: Horizontal distance axis grid lines are 200m furlongs.

Disclaimer.

HRNZ and NZMTC and Thoroughbred Ratings Pty Ltd accepts no responsibility for the completeness or accuracy of any of the information contained herein, and makes no representations about its suitability for any particular purpose. Users should make their own judgements about those matters and/or seek independent advice. You assume all risks associated with use of the data provided on this page.



Race Results



June 14, 2018, Race 6, HYDROFLOW MOBILE PACE, Distance 2600m, Addington - Survey 3200m

Result	TAB no.	Horse (Barrier)	2600 to	2400m to
7th	9	Gunpowder (9)	2400m	2200m
		Position in running (margin)	-	13(9.5)
		Sectional time (s)	14.18	14.94
		Cumulative time (s)	195.63	181.45
		Speed (m/s)	14.10	13.39
		Stride length (m)	6.03	5.90
		Stride duration (s)	0.433	0.441
		Stride efficiency (%)	56.87	54.43
		Stride count	33.15	33.89

Disclaimer.

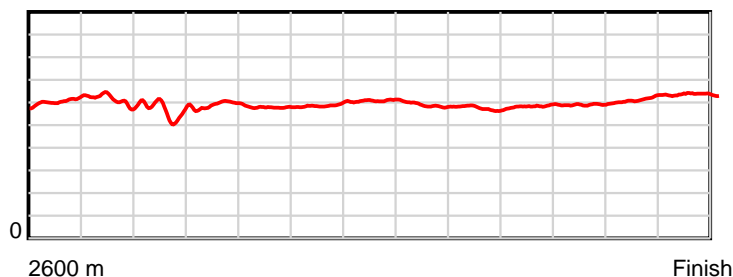
HRNZ and NZMTC and Thoroughbred Ratings Pty Ltd accepts no responsibility for the completeness or accuracy of any of the information contained herein, and makes no representations about its suitability for any particular purpose. Users should make their own judgements about those matters and/or seek independent advice. You assume all risks associated with use of the data provided on this page.

Race Results

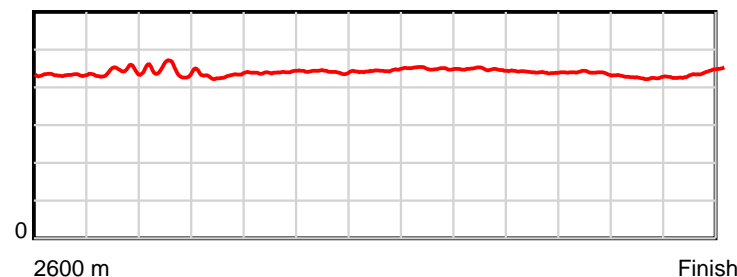
June 14, 2018, Race 6, HYDROFLOW MOBILE PACE, Distance 2600m, Addington - Survey 3200m

Result	TAB no.	Horse (Barrier)	2200m to	2000m to	1800m to	1600m to	1400m to	1200m to	1000m to	800m to	600m to	400m to	200m to	Total or	Margin
7th	9	Gunpowder (9)	2000m	1800m	1600m	1400m	1200m	1000m	800m	600m	400m	200m	WP	Average	
		Position in running (margin)	11(13.6)	10(13.1)	3(2.8)	2(1.8)	3(2.4)	2(1.2)	2(1.7)	2(1.5)	2(0.6)	3(1.8)	4(5.3)		7.10
		Sectional time (s)	16.11	14.74	15.66	15.45	14.68	15.72	15.75	15.07	15.24	14.10	13.99		
		Cumulative time (s)	166.51	150.40	135.66	120.00	104.55	89.87	74.15	58.40	43.33	28.09	13.99	3:15.63	
		Speed (m/s)	12.41	13.57	12.77	12.94	13.62	12.72	12.70	13.27	13.12	14.18	14.30	13.29	
		Stride length (m)	5.55	5.84	5.62	5.71	6.06	5.72	5.68	5.83	5.74	6.04	6.29	5.84	
		Stride duration (s)	0.447	0.431	0.440	0.441	0.445	0.450	0.448	0.439	0.438	0.426	0.440	0.440	
		Stride efficiency (%)	48.13	53.35	49.40	50.96	57.38	51.15	50.45	53.09	51.55	56.94	61.81	53.32	
		Stride count	36.04	34.23	35.57	35.02	33.00	34.96	35.20	34.31	34.82	33.13	31.80	445.12	

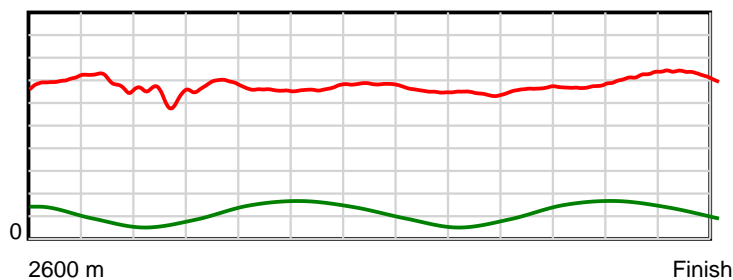
10 m Stride length



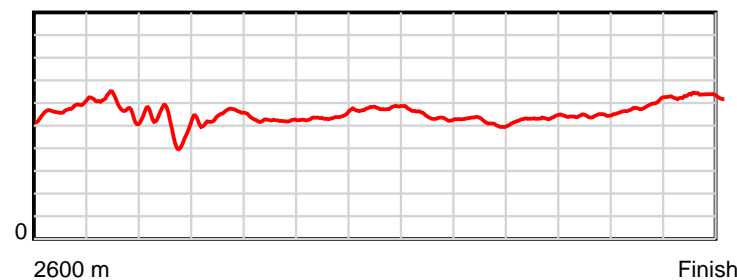
0.6 s Stride duration



20 m/sec Speed



100 % Stride efficiency



Note: Horizontal distance axis grid lines are 200m furlongs.

Disclaimer.

HRNZ and NZMTC and Thoroughbred Ratings Pty Ltd accepts no responsibility for the completeness or accuracy of any of the information contained herein, and makes no representations about its suitability for any particular purpose. Users should make their own judgements about those matters and/or seek independent advice. You assume all risks associated with use of the data provided on this page.



Race Results



June 14, 2018, Race 6, HYDROFLOW MOBILE PACE, Distance 2600m, Addington - Survey 3200m

Result	TAB no.	Horse (Barrier)	2600 to	2400m to
8th	10	Hayden's Meddl... (10)	2400m	2200m
		Position in running (margin)	-	5(4.2)
		Sectional time (s)	13.31	14.34
		Cumulative time (s)	195.73	182.42
		Speed (m/s)	15.02	13.95
		Stride length (m)	6.22	6.13
		Stride duration (s)	0.408	0.440
		Stride efficiency (%)	60.50	58.75
		Stride count	32.14	32.62

Disclaimer.

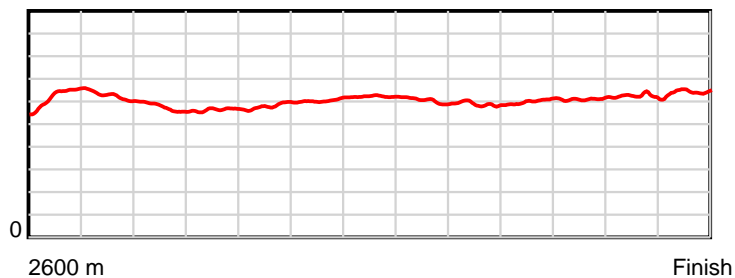
HRNZ and NZMTC and Thoroughbred Ratings Pty Ltd accepts no responsibility for the completeness or accuracy of any of the information contained herein, and makes no representations about its suitability for any particular purpose. Users should make their own judgements about those matters and/or seek independent advice. You assume all risks associated with use of the data provided on this page.

Race Results

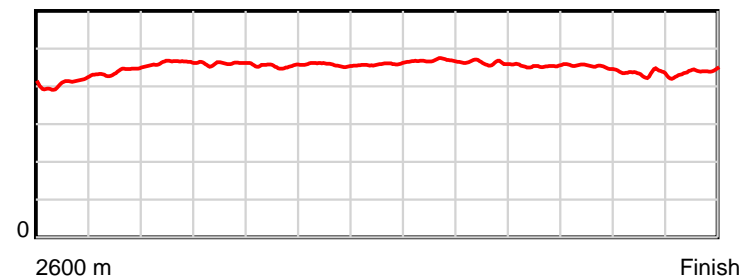
June 14, 2018, Race 6, HYDROFLOW MOBILE PACE, Distance 2600m, Addington - Survey 3200m

Result	TAB no.	Horse (Barrier)	2200m to	2000m to	1800m to	1600m to	1400m to	1200m to	1000m to	800m to	600m to	400m to	200m to	Total or	Margin
8th	10	Hayden's Meddl... (10)	2000m	1800m	1600m	1400m	1200m	1000m	800m	600m	400m	200m	WP	Average	
		Position in running (margin)	3(4.6)	4(3.8)	5(3.6)	5(4.0)	5(4.3)	5(3.9)	6(4.3)	5(3.5)	5(3.5)	5(3.2)	6(6.9)		7.30
		Sectional time (s)	16.06	16.43	15.89	15.41	14.80	15.71	15.65	15.22	15.01	14.12	13.78		
		Cumulative time (s)	168.08	152.02	135.59	119.70	104.29	89.49	73.78	58.13	42.91	27.90	13.78	3:15.73	
		Speed (m/s)	12.45	12.17	12.59	12.98	13.51	12.73	12.78	13.14	13.32	14.16	14.51	13.28	
		Stride length (m)	5.77	5.61	5.72	5.93	6.20	5.96	5.91	5.97	6.03	6.14	6.39	5.99	
		Stride duration (s)	0.463	0.461	0.454	0.457	0.459	0.468	0.462	0.454	0.453	0.433	0.441	0.451	
		Stride efficiency (%)	51.97	49.15	51.05	55.02	60.07	55.53	54.55	55.63	56.89	58.87	63.88	56.08	
		Stride count	34.68	35.66	34.99	33.71	32.26	33.55	33.85	33.52	33.15	32.59	31.28	434.00	

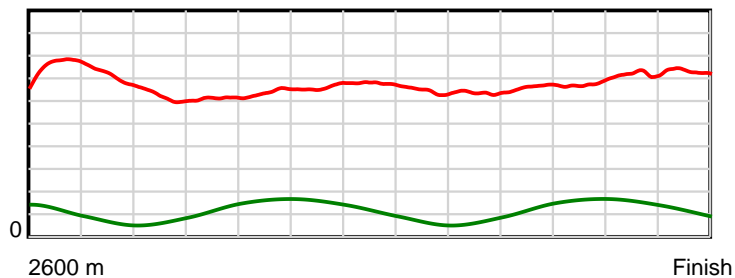
10 m Stride length



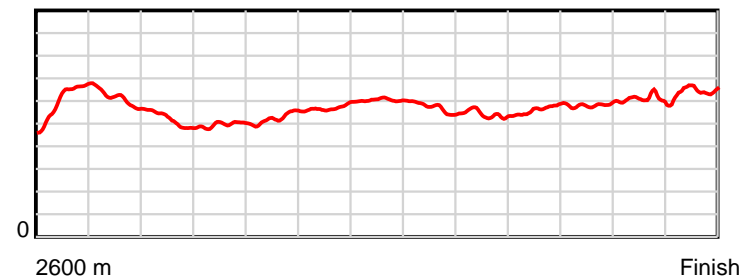
0.6 s Stride duration



20 m/sec Speed



100 % Stride efficiency



Note: Horizontal distance axis grid lines are 200m furlongs.

Disclaimer.

HRNZ and NZMTC and Thoroughbred Ratings Pty Ltd accepts no responsibility for the completeness or accuracy of any of the information contained herein, and makes no representations about its suitability for any particular purpose. Users should make their own judgements about those matters and/or seek independent advice. You assume all risks associated with use of the data provided on this page.



Race Results



June 14, 2018, Race 6, HYDROFLOW MOBILE PACE, Distance 2600m, Addington - Survey 3200m

Result	TAB no.	Horse (Barrier)	2600 to	2400m to
9th	12	Bringitonhome (12)	2400m	2200m
		Position in running (margin)	-	11(7.6)
		Sectional time (s)	13.93	14.90
		Cumulative time (s)	195.83	181.90
		Speed (m/s)	14.36	13.42
		Stride length (m)	6.56	6.29
		Stride duration (s)	0.450	0.469
		Stride efficiency (%)	67.28	61.88
		Stride count	30.48	31.78

Disclaimer.

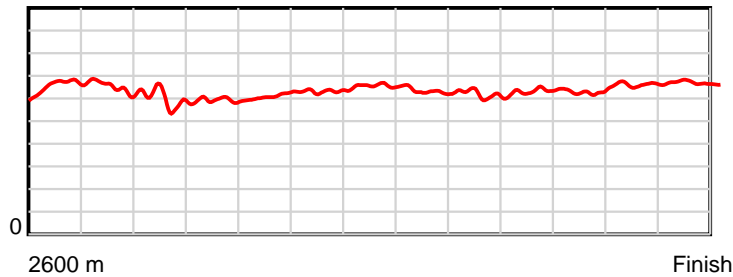
HRNZ and NZMTC and Thoroughbred Ratings Pty Ltd accepts no responsibility for the completeness or accuracy of any of the information contained herein, and makes no representations about its suitability for any particular purpose. Users should make their own judgements about those matters and/or seek independent advice. You assume all risks associated with use of the data provided on this page.

Race Results

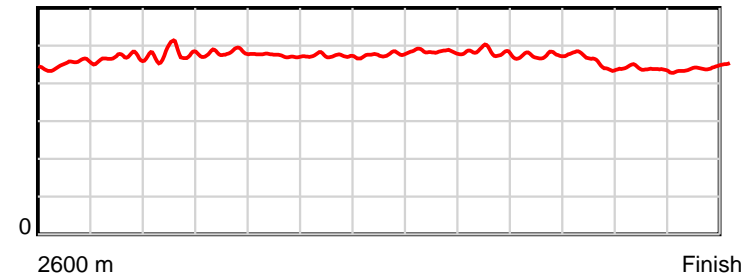
June 14, 2018, Race 6, HYDROFLOW MOBILE PACE, Distance 2600m, Addington - Survey 3200m

Result	TAB no.	Horse (Barrier)	2200m to	2000m to	1800m to	1600m to	1400m to	1200m to	1000m to	800m to	600m to	400m to	200m to	Total or	Margin
9th	12	Bringitonhome (12)	2000m	1800m	1600m	1400m	1200m	1000m	800m	600m	400m	200m	WP	Average	
		Position in running (margin)	9(11.4)	9(11.9)	10(11.0)	10(11.7)	10(12.1)	10(10.3)	11(11.0)	11(10.9)	11(9.6)	11(8.5)	10(9.8)		7.70
		Sectional time (s)	16.28	16.30	15.94	15.43	14.57	15.76	15.77	15.01	14.86	13.74	13.34		
		Cumulative time (s)	167.00	150.72	134.42	118.48	103.05	88.48	72.72	56.95	41.94	27.08	13.34	3:15.83	
		Speed (m/s)	12.29	12.27	12.55	12.96	13.73	12.69	12.68	13.32	13.46	14.56	14.99	13.28	
		Stride length (m)	5.90	5.90	5.95	6.12	6.56	6.14	6.11	6.33	6.12	6.37	6.65	6.22	
		Stride duration (s)	0.480	0.481	0.474	0.472	0.478	0.484	0.482	0.475	0.455	0.438	0.444	0.469	
		Stride efficiency (%)	54.38	54.44	55.26	58.60	67.16	58.96	58.35	62.61	58.47	63.40	69.19	60.49	
		Stride count	33.90	33.88	33.63	32.66	30.51	32.56	32.73	31.60	32.70	31.40	30.06	417.89	

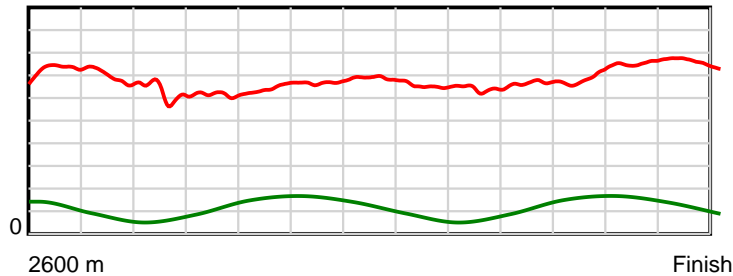
10 m Stride length



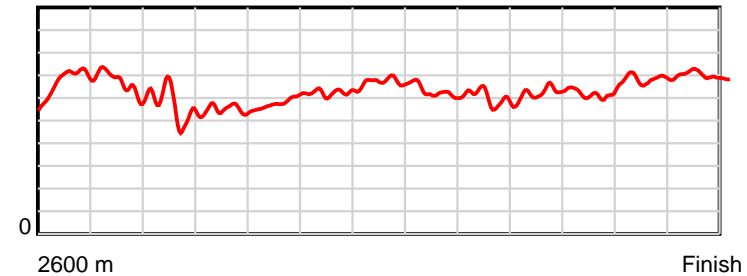
0.6 s Stride duration



20 m/sec Speed



100 % Stride efficiency



Note: Horizontal distance axis grid lines are 200m furlongs.

Disclaimer.

HRNZ and NZMTC and Thoroughbred Ratings Pty Ltd accepts no responsibility for the completeness or accuracy of any of the information contained herein, and makes no representations about its suitability for any particular purpose. Users should make their own judgements about those matters and/or seek independent advice. You assume all risks associated with use of the data provided on this page.



Race Results



June 14, 2018, Race 6, HYDROFLOW MOBILE PACE, Distance 2600m, Addington - Survey 3200m

Result	TAB no.	Horse (Barrier)	2600 to	2400m to
10th	2	Possente Caval... (2)	2400m	2200m
		Position in running (margin)	-	7(4.5)
		Sectional time (s)	13.54	14.88
		Cumulative time (s)	195.83	182.29
		Speed (m/s)	14.77	13.44
		Stride length (m)	6.53	6.08
		Stride duration (s)	0.439	0.452
		Stride efficiency (%)	66.60	57.73
		Stride count	30.64	32.91

Disclaimer.

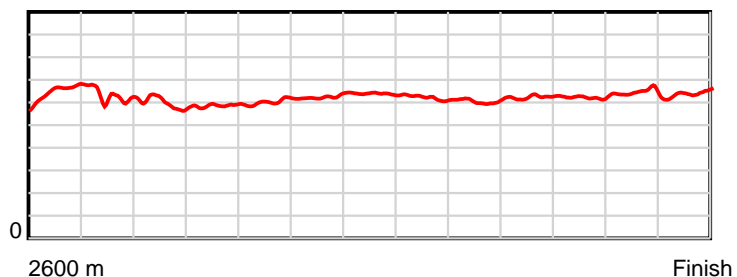
HRNZ and NZMTC and Thoroughbred Ratings Pty Ltd accepts no responsibility for the completeness or accuracy of any of the information contained herein, and makes no representations about its suitability for any particular purpose. Users should make their own judgements about those matters and/or seek independent advice. You assume all risks associated with use of the data provided on this page.

Race Results

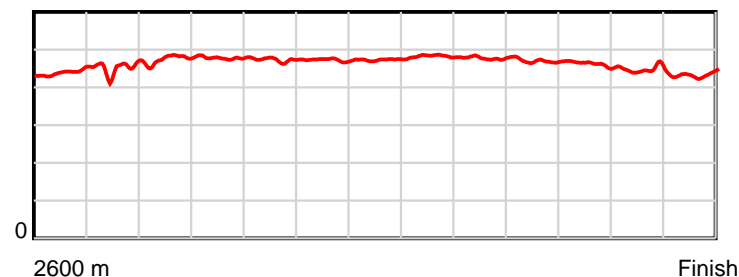
June 14, 2018, Race 6, HYDROFLOW MOBILE PACE, Distance 2600m, Addington - Survey 3200m

Result	TAB no.	Horse (Barrier)	2200m to	2000m to	1800m to	1600m to	1400m to	1200m to	1000m to	800m to	600m to	400m to	200m to	Total or	Margin
10th	2	Possente Caval... (2)	2000m	1800m	1600m	1400m	1200m	1000m	800m	600m	400m	200m	WP	Average	
		Position in running (margin)	6(8.2)	6(6.6)	7(5.9)	7(6.8)	6(6.0)	7(5.5)	7(6.2)	7(6.5)	8(6.2)	8(5.9)	8(8.2)		8.10
		Sectional time (s)	15.95	16.33	15.98	15.22	14.79	15.76	15.84	15.16	15.01	13.90	13.47		
		Cumulative time (s)	167.41	151.46	135.13	119.15	103.93	89.14	73.38	57.54	42.38	27.37	13.47	3:15.83	
		Speed (m/s)	12.54	12.25	12.52	13.14	13.52	12.69	12.63	13.19	13.32	14.39	14.85	13.28	
		Stride length (m)	5.95	5.86	5.92	6.21	6.40	6.12	6.03	6.20	6.15	6.42	6.45	6.17	
		Stride duration (s)	0.475	0.478	0.473	0.473	0.473	0.482	0.478	0.470	0.462	0.446	0.434	0.465	
		Stride efficiency (%)	55.41	53.57	54.84	60.29	63.91	58.59	56.86	60.01	59.15	64.49	64.91	59.52	
		Stride count	33.59	34.16	33.76	32.20	31.27	32.66	33.16	32.27	32.51	31.13	31.03	421.29	

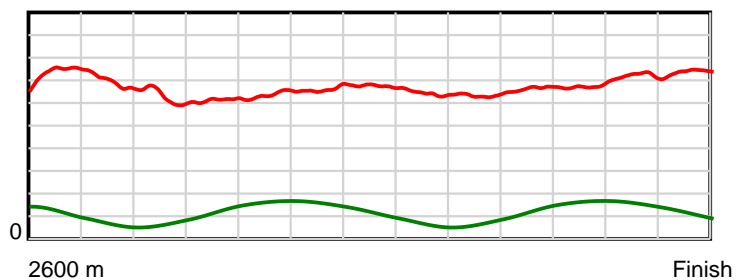
10 m Stride length



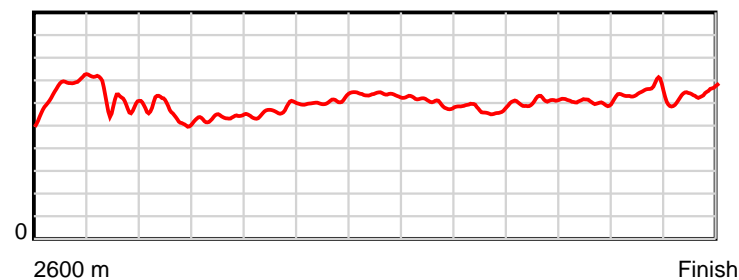
0.6 s Stride duration



20 m/sec Speed



100 % Stride efficiency



Note: Horizontal distance axis grid lines are 200m furlongs.

Disclaimer.

HRNZ and NZMTC and Thoroughbred Ratings Pty Ltd accepts no responsibility for the completeness or accuracy of any of the information contained herein, and makes no representations about its suitability for any particular purpose. Users should make their own judgements about those matters and/or seek independent advice. You assume all risks associated with use of the data provided on this page.



Race Results



June 14, 2018, Race 6, HYDROFLOW MOBILE PACE, Distance 2600m, Addington - Survey 3200m

Result	TAB no.	Horse (Barrier)	2600 to	2400m to
11th	8	Pradas Ideal D... (8)	2400m	2200m
		Position in running (margin)	-	12(8.4)
		Sectional time (s)	14.18	15.86
		Cumulative time (s)	195.83	181.65
		Speed (m/s)	14.10	12.61
		Stride length (m)	6.55	6.11
		Stride duration (s)	0.464	0.484
		Stride efficiency (%)	67.12	58.31
		Stride count	30.52	32.74

Disclaimer.

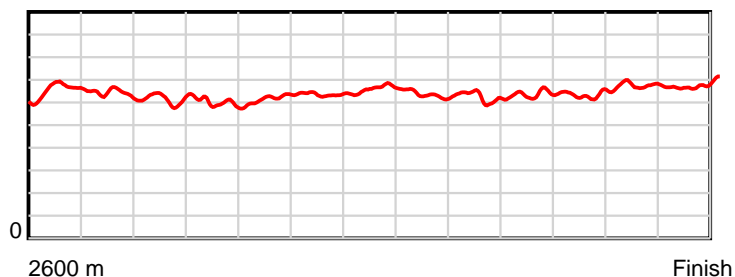
HRNZ and NZMTC and Thoroughbred Ratings Pty Ltd accepts no responsibility for the completeness or accuracy of any of the information contained herein, and makes no representations about its suitability for any particular purpose. Users should make their own judgements about those matters and/or seek independent advice. You assume all risks associated with use of the data provided on this page.

Race Results

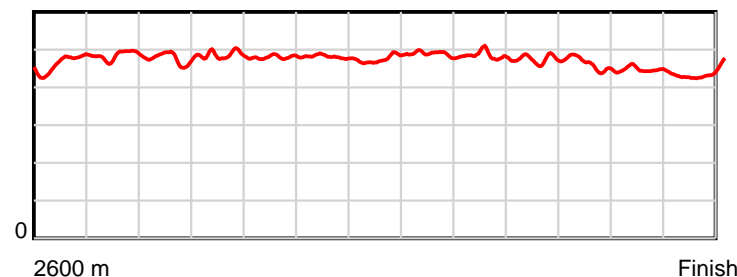
June 14, 2018, Race 6, HYDROFLOW MOBILE PACE, Distance 2600m, Addington - Survey 3200m

Result	TAB no.	Horse (Barrier)	2200m to	2000m to	1800m to	1600m to	1400m to	1200m to	1000m to	800m to	600m to	400m to	200m to	Total or	Margin
11th	8	Pradas Ideal D... (8)	2000m	1800m	1600m	1400m	1200m	1000m	800m	600m	400m	200m	WP	Average	
		Position in running (margin)	13(17.9)	11(14.4)	11(13.8)	11(13.8)	11(15.1)	11(12.1)	12(13.6)	12(13.0)	13(11.5)	13(10.4)	12(11.6)		8.10
		Sectional time (s)	15.61	16.36	15.84	15.58	14.37	15.89	15.69	14.97	14.87	13.71	12.90		
		Cumulative time (s)	165.79	150.18	133.82	117.98	102.40	88.03	72.14	56.45	41.48	26.61	12.90	3:15.83	
		Speed (m/s)	12.81	12.22	12.63	12.84	13.92	12.59	12.75	13.36	13.45	14.59	15.50	13.28	
		Stride length (m)	6.11	5.94	6.06	6.17	6.62	6.14	6.16	6.35	6.15	6.50	6.81	6.27	
		Stride duration (s)	0.477	0.486	0.480	0.481	0.476	0.488	0.483	0.476	0.457	0.445	0.440	0.472	
		Stride efficiency (%)	58.31	55.06	57.44	59.56	68.58	58.88	59.21	63.06	59.13	66.00	72.51	61.49	
		Stride count	32.74	33.69	32.99	32.40	30.19	32.58	32.49	31.48	32.51	30.78	29.36	414.47	

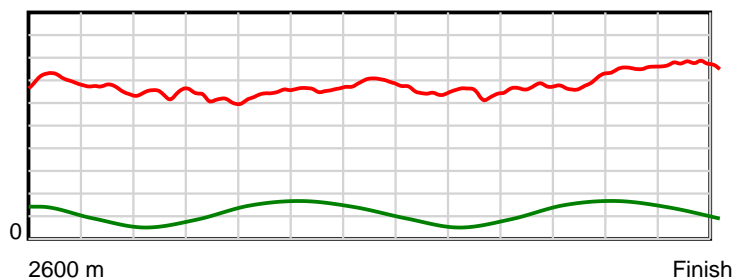
10 m Stride length



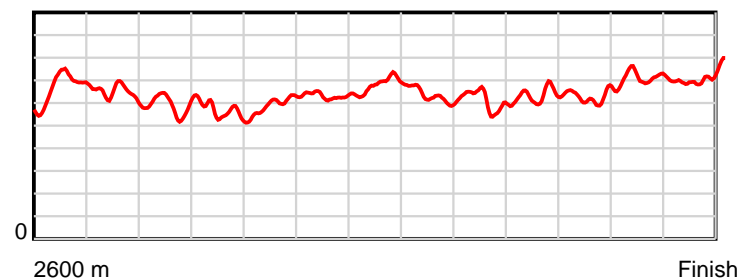
0.6 s Stride duration



20 m/sec Speed



100 % Stride efficiency



Note: Horizontal distance axis grid lines are 200m furlongs.

Disclaimer.

HRNZ and NZMTC and Thoroughbred Ratings Pty Ltd accepts no responsibility for the completeness or accuracy of any of the information contained herein, and makes no representations about its suitability for any particular purpose. Users should make their own judgements about those matters and/or seek independent advice. You assume all risks associated with use of the data provided on this page.



Race Results



June 14, 2018, Race 6, HYDROFLOW MOBILE PACE, Distance 2600m, Addington - Survey 3200m

Result	TAB no.	Horse (Barrier)	2600 to	2400m to
12th	3	Maninthemirror (3)	2400m	2200m
		Position in running (margin)	-	3(3.2)
		Sectional time (s)	13.27	14.61
		Cumulative time (s)	196.53	183.26
		Speed (m/s)	15.07	13.69
		Stride length (m)	6.55	6.35
		Stride duration (s)	0.435	0.464
		Stride efficiency (%)	67.07	63.06
		Stride count	30.53	31.48

Disclaimer.

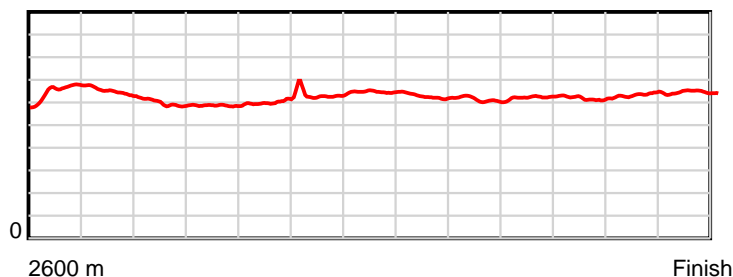
HRNZ and NZMTC and Thoroughbred Ratings Pty Ltd accepts no responsibility for the completeness or accuracy of any of the information contained herein, and makes no representations about its suitability for any particular purpose. Users should make their own judgements about those matters and/or seek independent advice. You assume all risks associated with use of the data provided on this page.

Race Results

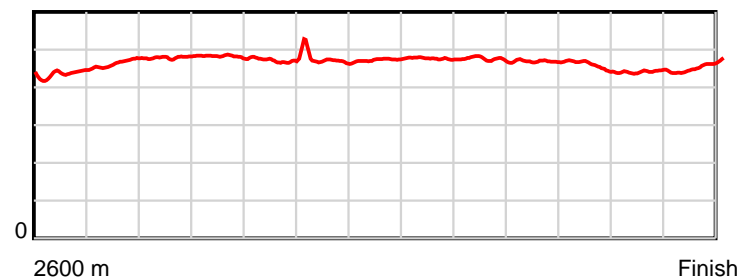
June 14, 2018, Race 6, HYDROFLOW MOBILE PACE, Distance 2600m, Addington - Survey 3200m

Result	TAB no.	Horse (Barrier)	2200m to	2000m to	1800m to	1600m to	1400m to	1200m to	1000m to	800m to	600m to	400m to	200m to	Total or	Margin
12th	3	Maninthemirror (3)	2000m	1800m	1600m	1400m	1200m	1000m	800m	600m	400m	200m	WP	Average	
		Position in running (margin)	4(5.2)	5(5.3)	6(5.2)	6(6.4)	7(6.2)	6(4.9)	5(4.3)	6(5.5)	6(4.9)	7(5.9)	9(8.8)		11.90
		Sectional time (s)	16.22	16.44	16.02	15.32	14.66	15.53	15.99	15.12	15.22	14.01	14.12		
		Cumulative time (s)	168.65	152.43	135.99	119.97	104.65	89.99	74.46	58.47	43.35	28.13	14.12	3:16.53	
		Speed (m/s)	12.33	12.17	12.48	13.05	13.64	12.88	12.51	13.23	13.14	14.28	14.16	13.23	
		Stride length (m)	5.91	5.86	5.90	6.17	6.46	6.13	5.94	6.21	5.98	6.30	6.47	6.16	
		Stride duration (s)	0.479	0.482	0.473	0.473	0.474	0.476	0.475	0.469	0.455	0.441	0.457	0.466	
		Stride efficiency (%)	54.61	53.70	54.39	59.45	65.29	58.74	55.09	60.21	55.92	62.05	65.47	59.37	
		Stride count	33.83	34.12	33.90	32.43	30.94	32.62	33.68	32.22	33.43	31.74	30.90	421.82	

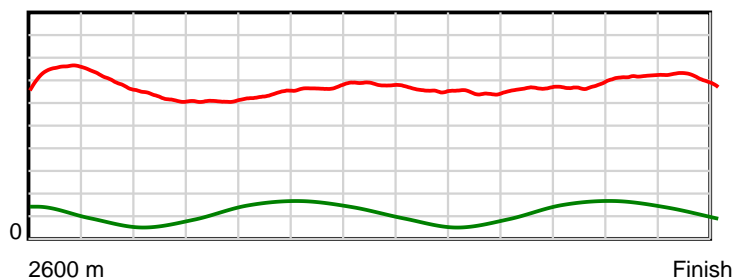
10 m Stride length



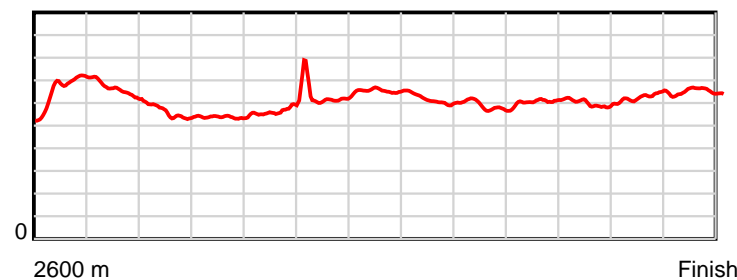
0.6 s Stride duration



20 m/sec Speed



100 % Stride efficiency



Note: Horizontal distance axis grid lines are 200m furlongs.

Disclaimer.

HRNZ and NZMTC and Thoroughbred Ratings Pty Ltd accepts no responsibility for the completeness or accuracy of any of the information contained herein, and makes no representations about its suitability for any particular purpose. Users should make their own judgements about those matters and/or seek independent advice. You assume all risks associated with use of the data provided on this page.



Race Results



June 14, 2018, Race 6, HYDROFLOW MOBILE PACE, Distance 2600m, Addington - Survey 3200m

Result	TAB no.	Horse (Barrier)	2600 to	2400m to
13th	11	Franco Hampton (11)	2400m	2200m
		Position in running (margin)	-	8(5.9)
		Sectional time (s)	13.50	14.89
		Cumulative time (s)	198.03	184.53
		Speed (m/s)	14.81	13.43
		Stride length (m)	6.47	6.18
		Stride duration (s)	0.433	0.460
		Stride efficiency (%)	65.40	59.60
		Stride count	30.92	32.38

Disclaimer.

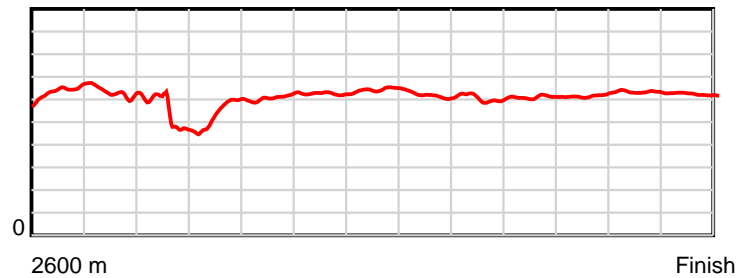
HRNZ and NZMTC and Thoroughbred Ratings Pty Ltd accepts no responsibility for the completeness or accuracy of any of the information contained herein, and makes no representations about its suitability for any particular purpose. Users should make their own judgements about those matters and/or seek independent advice. You assume all risks associated with use of the data provided on this page.

Race Results

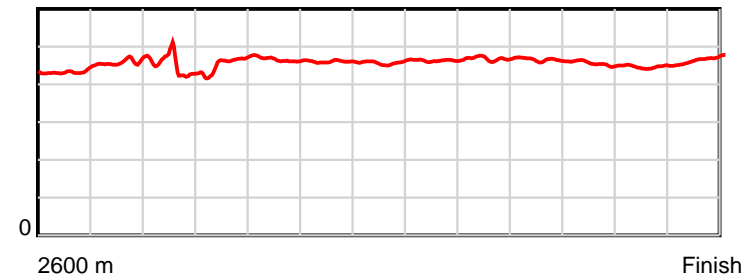
June 14, 2018, Race 6, HYDROFLOW MOBILE PACE, Distance 2600m, Addington - Survey 3200m

Result	TAB no.	Horse (Barrier)	2200m to	2000m to	1800m to	1600m to	1400m to	1200m to	1000m to	800m to	600m to	400m to	200m to	Total or	Margin
13th	11	Franco Hampton (11)	2000m	1800m	1600m	1400m	1200m	1000m	800m	600m	400m	200m	WP	Average	
		Position in running (margin)	8(9.7)	13(15.8)	13(20.0)	13(18.6)	12(16.6)	12(12.8)	10(9.8)	9(7.8)	10(8.5)	10(7.9)	13(12.8)		20.30
		Sectional time (s)	17.23	17.15	15.60	15.01	14.25	15.12	15.46	15.34	14.95	14.33	15.20		
		Cumulative time (s)	169.64	152.41	135.26	119.66	104.65	90.40	75.28	59.82	44.48	29.53	15.20	3:18.03	
		Speed (m/s)	11.61	11.66	12.82	13.32	14.04	13.23	12.94	13.04	13.38	13.96	13.16	13.13	
		Stride length (m)	5.16	5.28	5.97	6.13	6.43	6.13	6.06	6.06	6.08	6.24	6.14	6.00	
		Stride duration (s)	0.445	0.453	0.466	0.460	0.458	0.463	0.468	0.465	0.454	0.447	0.467	0.457	
		Stride efficiency (%)	41.61	43.54	55.71	58.64	64.60	58.63	57.39	57.47	57.74	60.77	58.89	56.24	
		Stride count	38.76	37.89	33.50	32.65	31.11	32.65	33.00	32.98	32.90	32.07	32.58	433.39	

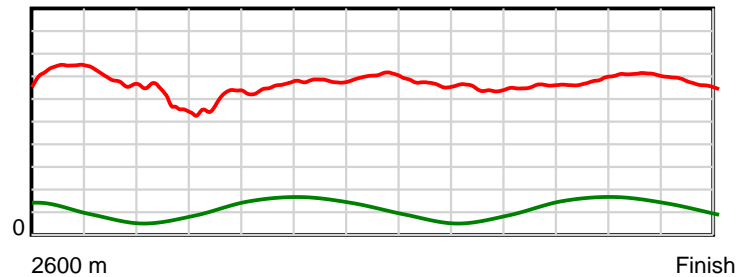
10 m Stride length



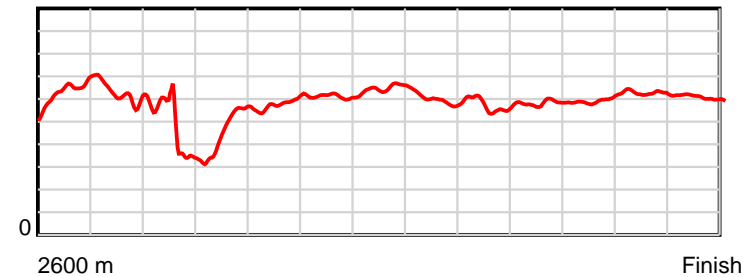
0.6 s Stride duration



20 m/sec Speed



100 % Stride efficiency



Note: Horizontal distance axis grid lines are 200m furlongs.

Disclaimer.

HRNZ and NZMTC and Thoroughbred Ratings Pty Ltd accepts no responsibility for the completeness or accuracy of any of the information contained herein, and makes no representations about its suitability for any particular purpose. Users should make their own judgements about those matters and/or seek independent advice. You assume all risks associated with use of the data provided on this page.