



## Race Results

NZ Metropolitan Trotting Club Inc, HRNZ, June 14, 2018

Compilation date: June 14, 2018, 8:32:50 PM (NZST)

Copyright © 2018 HRNZ and NZMTC. All rights reserved.

### Trademarks.

StrideMASTER is a registered trademark of Thoroughbred Ratings Pty Ltd.

### Disclaimer.

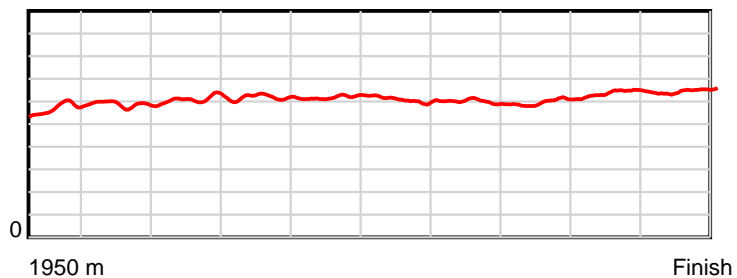
HRNZ and NZMTC and Thoroughbred Ratings Pty Ltd accepts no responsibility for the completeness or accuracy of any of the information contained herein, and makes no representations about its suitability for any particular purpose. Users should make their own judgements about those matters and/or seek independent advice. You assume all risks associated with use of the data provided on this page.

# Race Results

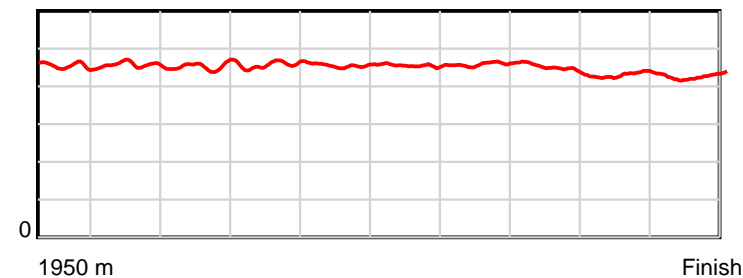
June 14, 2018, Race 8, METALCRAFT ROOFING MOBILE PACE, Distance 1950m, Addington - Survey 1950m

Result	TAB no.	Horse (Barrier)	1950 to	1800m to	1600m to	1400m to	1200m to	1000m to	800m to	600m to	400m to	200m to	Total or	Margin
1st	7	Pitch Perfect (7)	1800m	1600m	1400m	1200m	1000m	800m	600m	400m	200m	WP	Average	
		Position in running (margin)	-	6(9.2)	5(10.3)	5(7.8)	4(4.7)	3(2.4)	3(1.5)	2(0.8)	3(1.9)	2(1.2)		0.00
		Sectional time (s)	12.15	15.95	15.11	14.86	15.06	15.43	15.34	15.27	13.59	13.16		
		Cumulative time (s)	145.92	133.77	117.82	102.71	87.85	72.79	57.36	42.02	26.75	13.16	2:25.92	
		Speed (m/s)	12.34	12.54	13.24	13.46	13.28	12.96	13.04	13.10	14.72	15.20	13.36	
		Stride length (m)	5.71	5.73	6.02	6.14	6.04	5.90	5.98	5.86	6.35	6.48	6.02	
		Stride duration (s)	0.454	0.457	0.454	0.457	0.455	0.455	0.459	0.448	0.431	0.426	0.451	
		Stride efficiency (%)	51.02	51.29	56.58	59.00	57.02	54.40	55.96	53.67	62.94	65.52	56.63	
		Stride count	26.25	34.91	33.24	32.55	33.11	33.90	33.42	34.13	31.51	30.89	323.91	

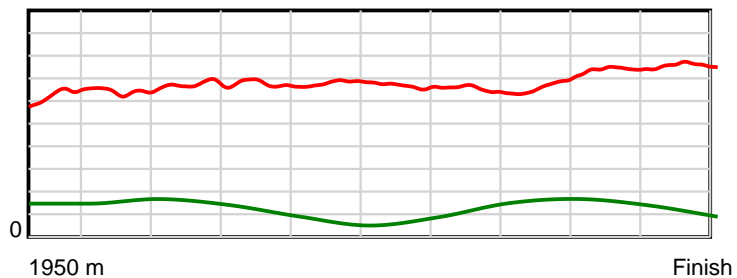
10 m Stride length



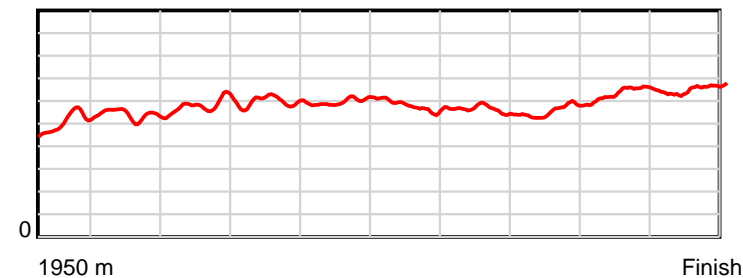
0.6 s Stride duration



20 m/sec Speed



100 % Stride efficiency



Note: Horizontal distance axis grid lines are 200m furlongs.

## Disclaimer.

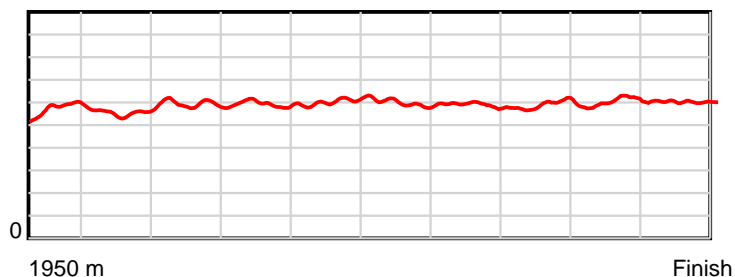
HRNZ and NZMTC and Thoroughbred Ratings Pty Ltd accepts no responsibility for the completeness or accuracy of any of the information contained herein, and makes no representations about its suitability for any particular purpose. Users should make their own judgements about those matters and/or seek independent advice. You assume all risks associated with use of the data provided on this page.

# Race Results

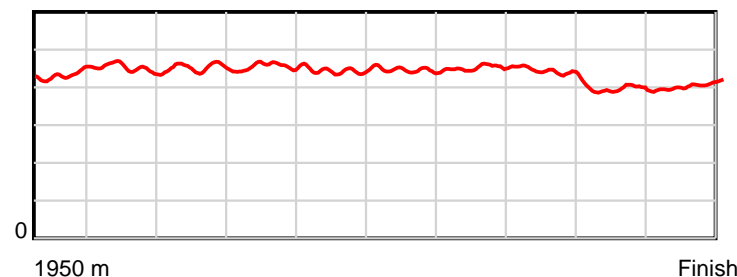
June 14, 2018, Race 8, METALCRAFT ROOFING MOBILE PACE, Distance 1950m, Addington - Survey 1950m

Result	TAB no.	Horse (Barrier)	1950 to	1800m to	1600m to	1400m to	1200m to	1000m to	800m to	600m to	400m to	200m to	Total or	Margin
2nd	5	<b>J B Mauney (5)</b>	<b>1800m</b>	<b>1600m</b>	<b>1400m</b>	<b>1200m</b>	<b>1000m</b>	<b>800m</b>	<b>600m</b>	<b>400m</b>	<b>200m</b>	<b>WP</b>	<b>Average</b>	
		Position in running (margin)	-	4(3.7)	4(7.9)	4(7.2)	5(6.9)	5(4.3)	4(3.5)	4(3.2)	4(3.7)	3(1.6)		2.00
		Sectional time (s)	11.06	16.47	15.41	15.32	15.02	15.45	15.40	15.16	13.37	13.63		
		Cumulative time (s)	146.29	135.23	118.76	103.35	88.03	73.01	57.56	42.16	27.00	13.63	2:26.29	
		Speed (m/s)	13.56	12.14	12.98	13.05	13.32	12.94	12.99	13.19	14.96	14.67	13.33	
		Stride length (m)	5.78	5.47	5.88	5.95	5.91	5.77	5.86	5.80	5.88	5.95	5.82	
		Stride duration (s)	0.433	0.451	0.453	0.456	0.444	0.446	0.452	0.440	0.393	0.405	0.437	
		Stride efficiency (%)	52.21	46.78	53.95	55.36	54.60	52.05	53.75	52.62	54.06	55.28	53.00	
		Stride count	25.95	36.55	34.04	33.60	33.83	34.65	34.10	34.47	34.00	33.63	334.82	

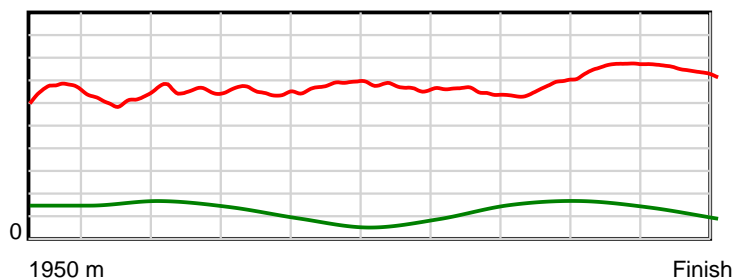
10 m Stride length



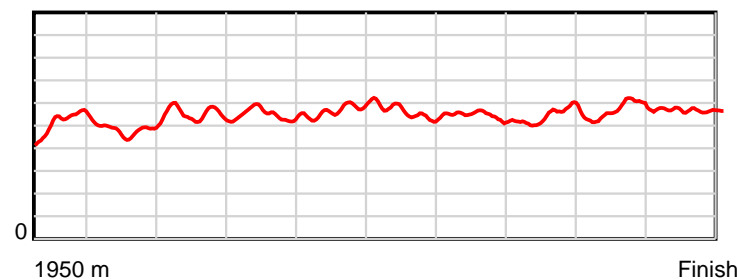
0.6 s Stride duration



20 m/sec Speed



100 % Stride efficiency



Note: Horizontal distance axis grid lines are 200m furlongs.

**Disclaimer.**

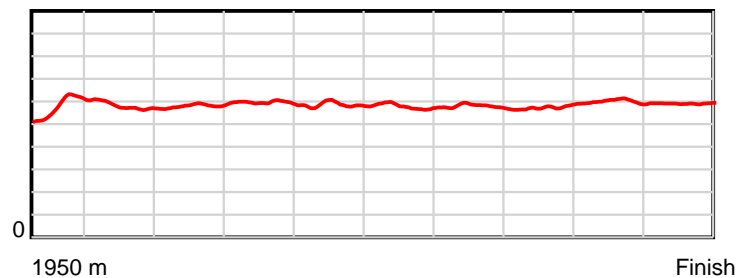
HRNZ and NZMTC and Thoroughbred Ratings Pty Ltd accepts no responsibility for the completeness or accuracy of any of the information contained herein, and makes no representations about its suitability for any particular purpose. Users should make their own judgements about those matters and/or seek independent advice. You assume all risks associated with use of the data provided on this page.

# Race Results

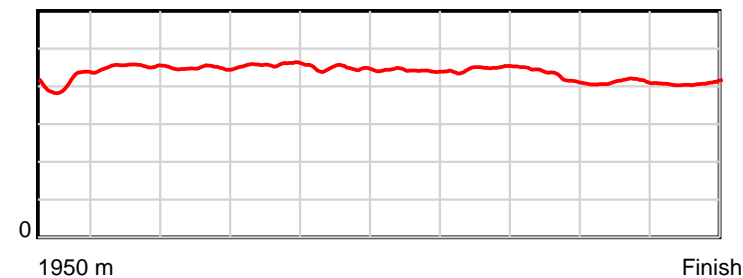
June 14, 2018, Race 8, METALCRAFT ROOFING MOBILE PACE, Distance 1950m, Addington - Survey 1950m

Result	TAB no.	Horse (Barrier)	1950 to	1800m to	1600m to	1400m to	1200m to	1000m to	800m to	600m to	400m to	200m to	Total or	Margin
3rd	2	<b>Slick Joe (2)</b>	<b>1800m</b>	<b>1600m</b>	<b>1400m</b>	<b>1200m</b>	<b>1000m</b>	<b>800m</b>	<b>600m</b>	<b>400m</b>	<b>200m</b>	<b>WP</b>	<b>Average</b>	
		Position in running (margin)	-	1(0.0)	1(0.0)	1(0.0)	1(0.0)	1(0.0)	1(0.0)	1(0.0)	1(0.0)	1(0.0)		2.10
		Sectional time (s)	10.42	15.78	15.52	15.37	15.44	15.58	15.45	15.09	13.71	13.94		
		Cumulative time (s)	146.30	135.88	120.10	104.58	89.21	73.77	58.19	42.74	27.65	13.94	2:26.30	
		Speed (m/s)	14.39	12.67	12.89	13.01	12.95	12.84	12.94	13.25	14.59	14.35	13.33	
		Stride length (m)	5.81	5.75	5.78	5.96	5.80	5.67	5.79	5.70	6.01	5.85	5.81	
		Stride duration (s)	0.411	0.453	0.448	0.458	0.448	0.442	0.448	0.430	0.412	0.408	0.436	
		Stride efficiency (%)	52.70	51.61	52.18	55.43	52.58	50.22	52.44	50.80	56.42	53.53	52.74	
		Stride count	25.83	34.80	34.61	33.58	34.48	35.28	34.53	35.08	33.29	34.17	335.65	

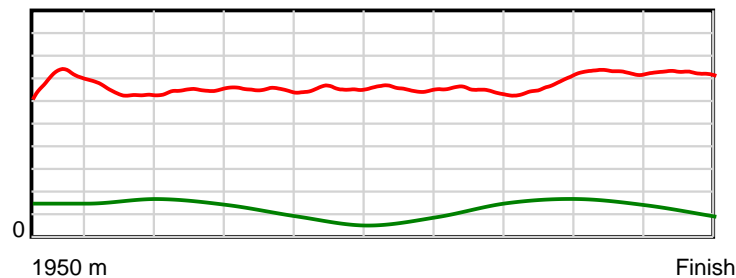
10 m Stride length



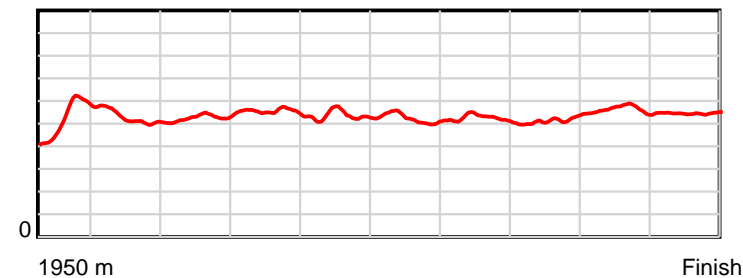
0.6 s Stride duration



20 m/sec Speed



100 % Stride efficiency



Note: Horizontal distance axis grid lines are 200m furlongs.

## Disclaimer.

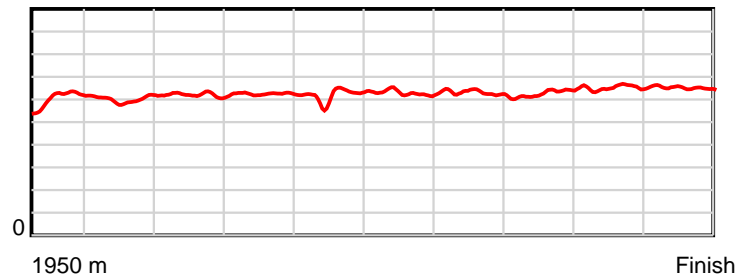
HRNZ and NZMTC and Thoroughbred Ratings Pty Ltd accepts no responsibility for the completeness or accuracy of any of the information contained herein, and makes no representations about its suitability for any particular purpose. Users should make their own judgements about those matters and/or seek independent advice. You assume all risks associated with use of the data provided on this page.

# Race Results

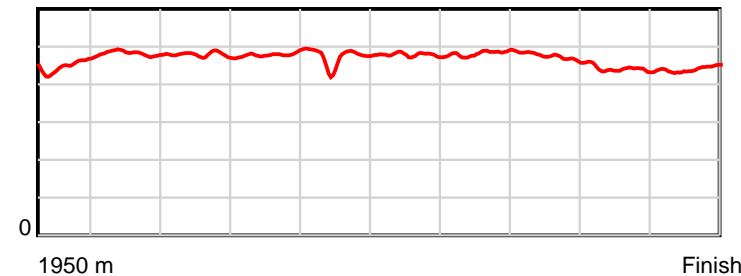
June 14, 2018, Race 8, METALCRAFT ROOFING MOBILE PACE, Distance 1950m, Addington - Survey 1950m

Result	TAB no.	Horse (Barrier)	1950 to	1800m to	1600m to	1400m to	1200m to	1000m to	800m to	600m to	400m to	200m to	Total or	Margin
4th	3	<b>Izzy Dagg (3)</b>	<b>1800m</b>	<b>1600m</b>	<b>1400m</b>	<b>1200m</b>	<b>1000m</b>	<b>800m</b>	<b>600m</b>	<b>400m</b>	<b>200m</b>	<b>WP</b>	<b>Average</b>	
		Position in running (margin)	-	3(2.1)	3(4.7)	3(4.6)	3(4.1)	4(3.3)	5(3.6)	5(4.1)	5(4.3)	5(2.5)		3.60
		Sectional time (s)	10.92	16.21	15.50	15.28	15.32	15.63	15.53	15.12	13.41	13.65		
		Cumulative time (s)	146.57	135.65	119.44	103.94	88.66	73.34	57.71	42.18	27.06	13.65	2:26.57	
		Speed (m/s)	13.73	12.34	12.90	13.09	13.05	12.80	12.88	13.23	14.91	14.65	13.30	
		Stride length (m)	6.14	5.95	6.17	6.28	6.15	6.12	6.22	6.24	6.56	6.47	6.23	
		Stride duration (s)	0.449	0.482	0.478	0.480	0.471	0.478	0.483	0.472	0.440	0.441	0.468	
		Stride efficiency (%)	58.87	55.32	59.51	61.67	59.11	58.45	60.39	60.86	67.18	65.34	60.59	
		Stride count	24.44	33.61	32.41	31.84	32.52	32.70	32.17	32.05	30.50	30.93	313.17	

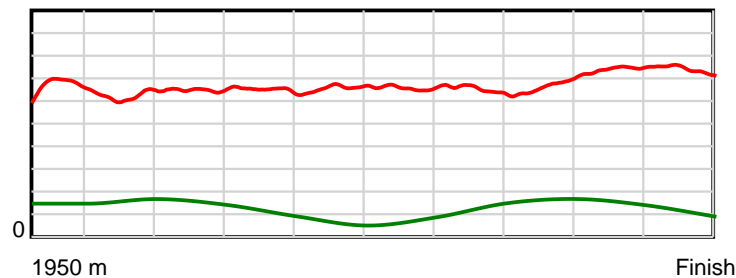
10 m Stride length



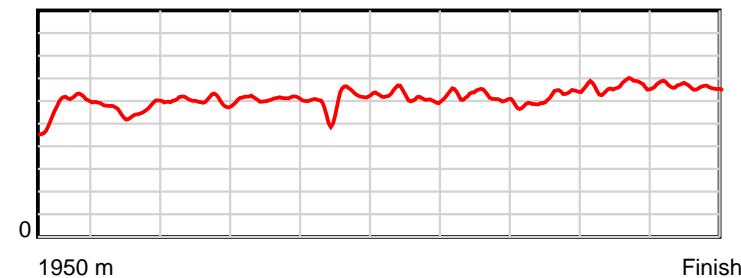
0.6 s Stride duration



20 m/sec Speed



100 % Stride efficiency



Note: Horizontal distance axis grid lines are 200m furlongs.

## Disclaimer.

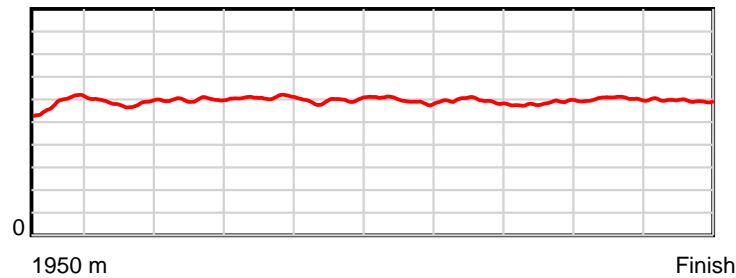
HRNZ and NZMTC and Thoroughbred Ratings Pty Ltd accepts no responsibility for the completeness or accuracy of any of the information contained herein, and makes no representations about its suitability for any particular purpose. Users should make their own judgements about those matters and/or seek independent advice. You assume all risks associated with use of the data provided on this page.

# Race Results

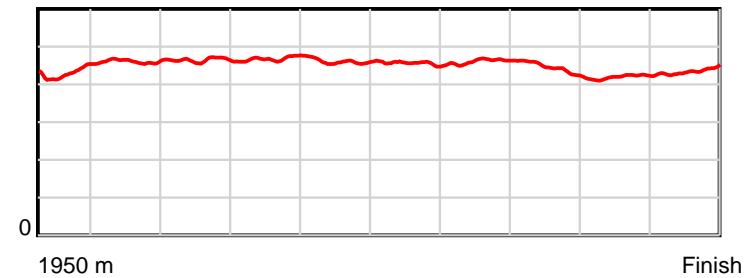
June 14, 2018, Race 8, METALCRAFT ROOFING MOBILE PACE, Distance 1950m, Addington - Survey 1950m

Result	TAB no.	Horse (Barrier)	1950 to	1800m to	1600m to	1400m to	1200m to	1000m to	800m to	600m to	400m to	200m to	Total or	Margin
5th	1	Rock On (1)	1800m	1600m	1400m	1200m	1000m	800m	600m	400m	200m	WP	Average	
		Position in running (margin)	-	2(2.1)	2(2.3)	2(2.6)	2(2.3)	2(2.4)	2(1.3)	3(1.4)	2(1.5)	4(2.2)		9.30
		Sectional time (s)	10.94	15.81	15.57	15.32	15.45	15.40	15.48	15.09	13.83	14.71		
		Cumulative time (s)	147.60	136.66	120.85	105.28	89.96	74.51	59.11	43.63	28.54	14.71	2:27.60	
		Speed (m/s)	13.71	12.65	12.85	13.05	12.94	12.99	12.92	13.25	14.46	13.60	13.21	
		Stride length (m)	5.88	5.83	5.96	6.11	5.96	5.91	5.96	5.87	6.07	5.93	5.95	
		Stride duration (s)	0.429	0.461	0.464	0.468	0.460	0.455	0.461	0.443	0.420	0.436	0.450	
		Stride efficiency (%)	53.96	53.07	55.59	58.27	55.45	54.63	55.46	53.93	57.56	54.92	55.29	
		Stride count	25.53	34.32	33.53	32.75	33.58	33.83	33.57	34.04	32.95	33.74	327.84	

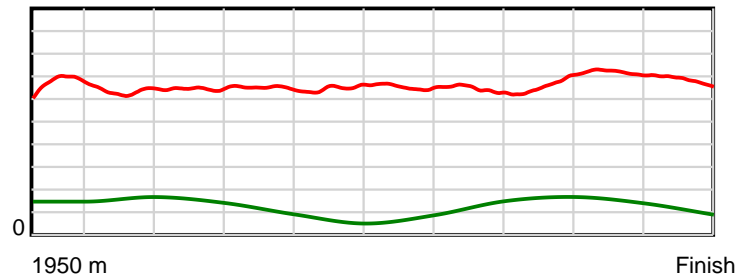
10 m Stride length



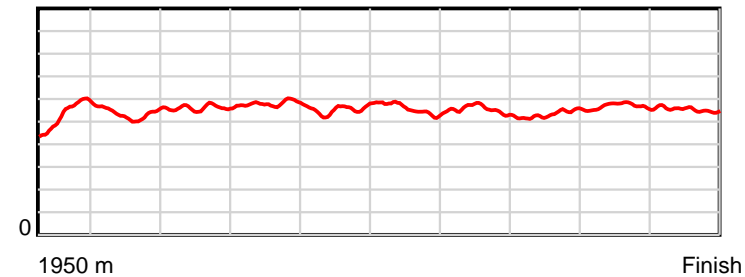
0.6 s Stride duration



20 m/sec Speed



100 % Stride efficiency



Note: Horizontal distance axis grid lines are 200m furlongs.

## Disclaimer.

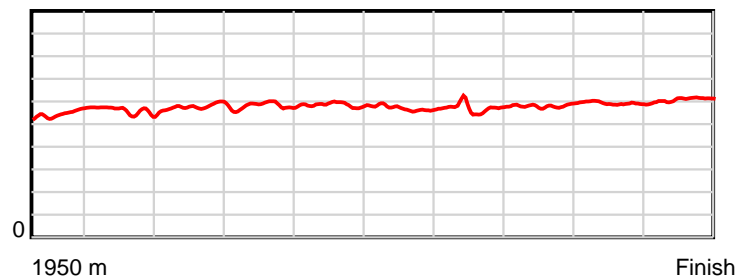
HRNZ and NZMTC and Thoroughbred Ratings Pty Ltd accepts no responsibility for the completeness or accuracy of any of the information contained herein, and makes no representations about its suitability for any particular purpose. Users should make their own judgements about those matters and/or seek independent advice. You assume all risks associated with use of the data provided on this page.

# Race Results

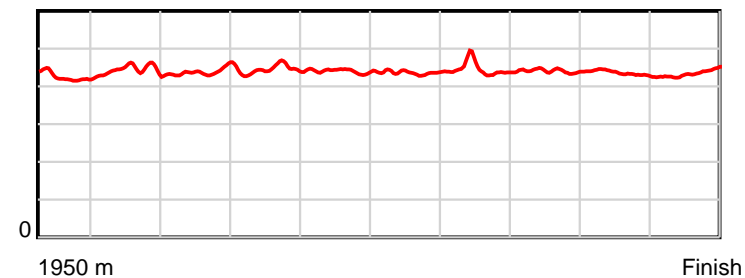
June 14, 2018, Race 8, METALCRAFT ROOFING MOBILE PACE, Distance 1950m, Addington - Survey 1950m

Result	TAB no.	Horse (Barrier)	1950 to	1800m to	1600m to	1400m to	1200m to	1000m to	800m to	600m to	400m to	200m to	Total or	Margin
6th	6	Prosecution Wi... (6)	1800m	1600m	1400m	1200m	1000m	800m	600m	400m	200m	WP	Average	
		Position in running (margin)	-	7(9.5)	6(11.1)	6(9.0)	6(8.3)	6(7.1)	6(8.1)	6(8.7)	6(9.9)	6(16.1)		21.50
		Sectional time (s)	12.36	16.05	15.17	15.25	15.23	15.76	15.56	15.27	14.75	14.40		
		Cumulative time (s)	149.80	137.44	121.39	106.22	90.97	75.74	59.98	44.42	29.15	14.40	2:29.80	
		Speed (m/s)	12.13	12.46	13.18	13.11	13.13	12.69	12.85	13.10	13.56	13.89	13.02	
		Stride length (m)	5.46	5.53	5.79	5.81	5.79	5.54	5.69	5.78	5.89	6.05	5.73	
		Stride duration (s)	0.424	0.444	0.440	0.443	0.441	0.436	0.443	0.441	0.434	0.436	0.441	
		Stride efficiency (%)	46.58	47.75	52.44	52.77	52.30	47.91	50.64	52.12	54.21	57.18	51.38	
		Stride count	27.47	36.18	34.52	34.42	34.57	36.12	35.13	34.63	33.96	33.06	340.06	

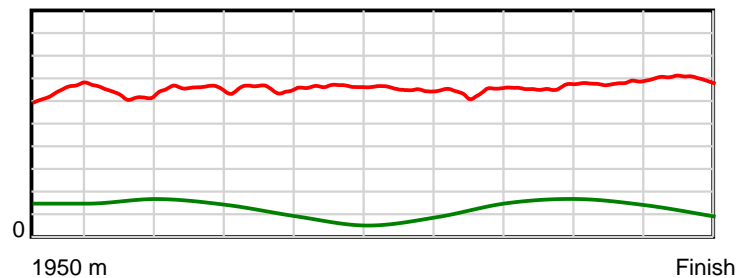
10 m Stride length



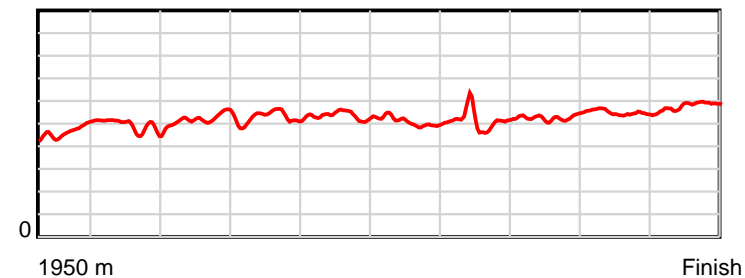
0.6 s Stride duration



20 m/sec Speed



100 % Stride efficiency



Note: Horizontal distance axis grid lines are 200m furlongs.

## Disclaimer.

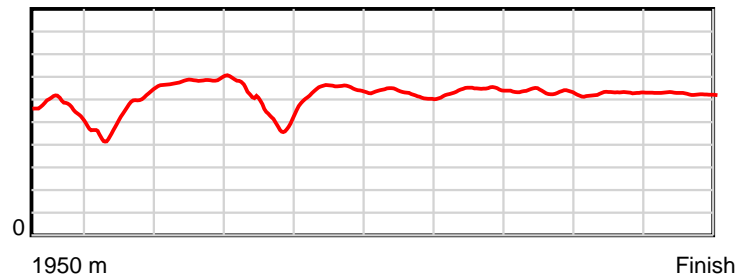
HRNZ and NZMTC and Thoroughbred Ratings Pty Ltd accepts no responsibility for the completeness or accuracy of any of the information contained herein, and makes no representations about its suitability for any particular purpose. Users should make their own judgements about those matters and/or seek independent advice. You assume all risks associated with use of the data provided on this page.

# Race Results

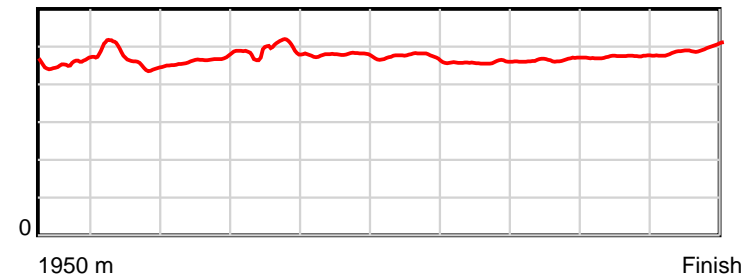
June 14, 2018, Race 8, METALCRAFT ROOFING MOBILE PACE, Distance 1950m, Addington - Survey 1950m

Result	TAB no.	Horse (Barrier)	1950 to	1800m to	1600m to	1400m to	1200m to	1000m to	800m to	600m to	400m to	200m to	Total or	Margin
7th	4	The Crimson Pr... (4)	1800m	1600m	1400m	1200m	1000m	800m	600m	400m	200m	WP	Average	
		Position in running (margin)	-	5(8.5)	7(22.4)	7(11.9)	7(24.5)	7(21.5)	7(20.9)	7(14.0)	7(12.4)	7(20.5)		33.70
		Sectional time (s)	12.03	18.10	13.77	17.46	14.95	15.48	14.31	14.82	15.06	16.01		
		Cumulative time (s)	151.99	139.96	121.86	108.09	90.63	75.68	60.20	45.89	31.07	16.01	2:31.99	
		Speed (m/s)	12.47	11.05	14.52	11.45	13.38	12.92	13.98	13.50	13.28	12.49	12.83	
		Stride length (m)	5.67	5.22	6.76	5.59	6.39	6.12	6.40	6.28	6.30	6.17	6.07	
		Stride duration (s)	0.455	0.472	0.466	0.488	0.478	0.473	0.458	0.465	0.475	0.494	0.473	
		Stride efficiency (%)	50.26	42.61	71.46	48.77	63.83	58.46	64.07	61.61	62.08	59.41	57.53	
		Stride count	26.45	38.30	29.58	35.80	31.29	32.70	31.23	31.85	31.73	32.44	321.37	

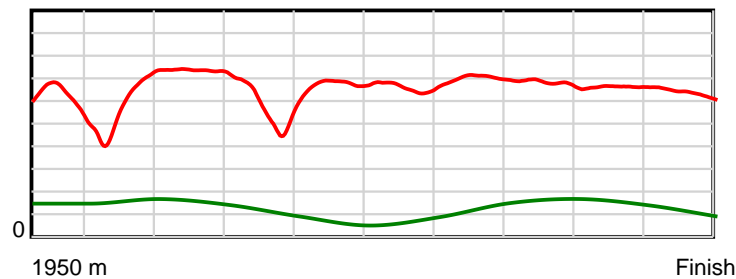
10 m Stride length



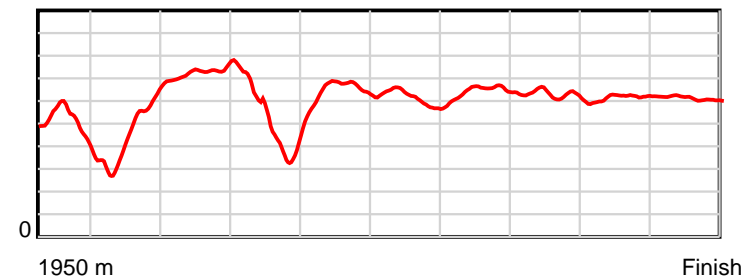
0.6 s Stride duration



20 m/sec Speed



100 % Stride efficiency



Note: Horizontal distance axis grid lines are 200m furlongs.

## Disclaimer.

HRNZ and NZMTC and Thoroughbred Ratings Pty Ltd accepts no responsibility for the completeness or accuracy of any of the information contained herein, and makes no representations about its suitability for any particular purpose. Users should make their own judgements about those matters and/or seek independent advice. You assume all risks associated with use of the data provided on this page.