



Race Results

NZ Metropolitan Trotting Club Inc, HRNZ, June 14, 2018

Compilation date: June 14, 2018, 9:05:11 PM (NZST)

Copyright © 2018 HRNZ and NZMTC. All rights reserved.

Trademarks.

StrideMASTER is a registered trademark of Thoroughbred Ratings Pty Ltd.

Disclaimer.

HRNZ and NZMTC and Thoroughbred Ratings Pty Ltd accepts no responsibility for the completeness or accuracy of any of the information contained herein, and makes no representations about its suitability for any particular purpose. Users should make their own judgements about those matters and/or seek independent advice. You assume all risks associated with use of the data provided on this page.



Race Results



June 14, 2018, Race 9, BLUE STAR TAXIS MOBILE PACE, Distance 2600m, Addington - Survey 3200m

Result	TAB no.	Horse (Barrier)	2600 to	2400m to
1st	6	The Director (6)	2400m	2200m
		Position in running (margin)	-	2(0.2)
		Sectional time (s)	13.01	14.83
		Cumulative time (s)	195.26	182.25
		Speed (m/s)	15.38	13.49
		Stride length (m)	7.02	6.66
		Stride duration (s)	0.455	0.494
		Stride efficiency (%)	77.05	69.36
		Stride count	28.48	30.02

Disclaimer.

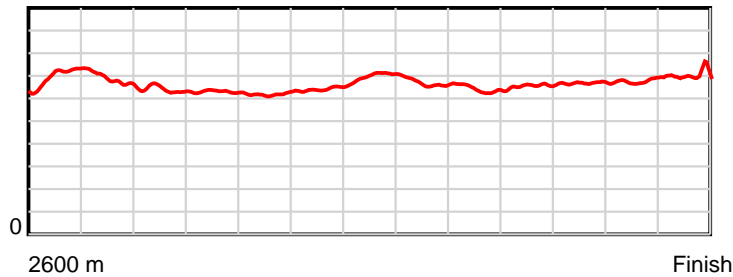
HRNZ and NZMTC and Thoroughbred Ratings Pty Ltd accepts no responsibility for the completeness or accuracy of any of the information contained herein, and makes no representations about its suitability for any particular purpose. Users should make their own judgements about those matters and/or seek independent advice. You assume all risks associated with use of the data provided on this page.

Race Results

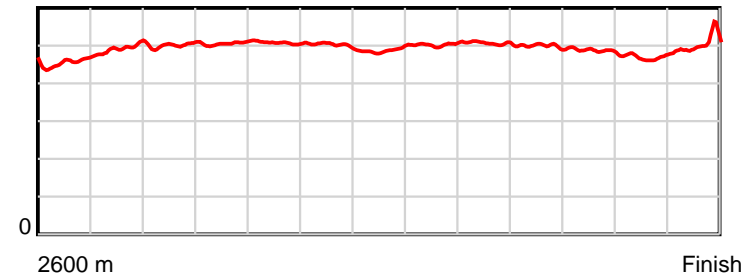
June 14, 2018, Race 9, BLUE STAR TAXIS MOBILE PACE, Distance 2600m, Addington - Survey 3200m

Result	TAB no.	Horse (Barrier)	2200m to	2000m to	1800m to	1600m to	1400m to	1200m to	1000m to	800m to	600m to	400m to	200m to	Total or	Margin
1st	6	The Director (6)	2000m	1800m	1600m	1400m	1200m	1000m	800m	600m	400m	200m	WP	Average	
		Position in running (margin)	1(0.0)	1(0.0)	1(0.0)	1(0.0)	1(0.0)	1(0.0)	1(0.0)	1(0.0)	1(0.0)	1(0.0)	1(0.0)		0.00
		Sectional time (s)	15.64	16.12	16.55	15.75	13.97	15.15	15.93	15.22	14.77	13.99	14.33		
		Cumulative time (s)	167.42	151.78	135.66	119.11	103.36	89.39	74.24	58.31	43.09	28.32	14.33	3:15.26	
		Speed (m/s)	12.79	12.41	12.08	12.70	14.32	13.20	12.55	13.14	13.54	14.30	13.96	13.32	
		Stride length (m)	6.40	6.27	6.14	6.37	6.98	6.64	6.35	6.55	6.59	6.71	7.01	6.58	
		Stride duration (s)	0.501	0.506	0.508	0.502	0.488	0.503	0.506	0.499	0.487	0.470	0.502	0.494	
		Stride efficiency (%)	64.07	61.49	58.84	63.48	76.24	68.93	63.03	67.14	67.90	70.45	76.82	67.71	
		Stride count	31.23	31.88	32.59	31.38	28.63	30.11	31.49	30.51	30.34	29.79	28.52	394.97	

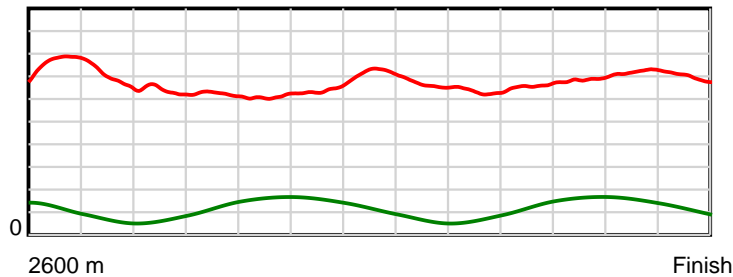
10 m Stride length



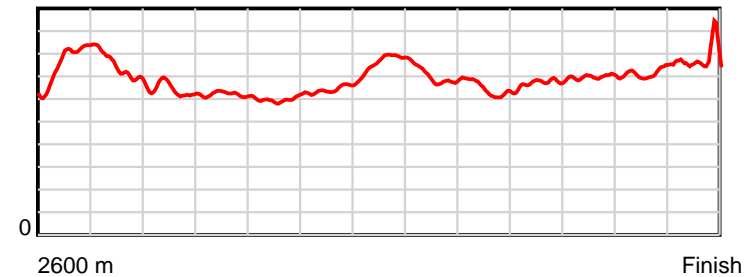
0.6 s Stride duration



20 m/sec Speed



100 % Stride efficiency



Note: Horizontal distance axis grid lines are 200m furlongs.

Disclaimer.

HRNZ and NZMTC and Thoroughbred Ratings Pty Ltd accepts no responsibility for the completeness or accuracy of any of the information contained herein, and makes no representations about its suitability for any particular purpose. Users should make their own judgements about those matters and/or seek independent advice. You assume all risks associated with use of the data provided on this page.



Race Results



June 14, 2018, Race 9, BLUE STAR TAXIS MOBILE PACE, Distance 2600m, Addington - Survey 3200m

Result	TAB no.	Horse (Barrier)	2600 to 2400m	2400m to 2200m
2nd	13	Awayovernight (13)	2400m	2200m
		Position in running (margin)	-	9(6.3)
		Sectional time (s)	14.08	15.30
		Cumulative time (s)	195.62	181.54
		Speed (m/s)	14.21	13.07
		Stride length (m)	6.33	5.93
		Stride duration (s)	0.431	0.453
		Stride efficiency (%)	62.61	54.86
		Stride count	31.60	33.75

Disclaimer.

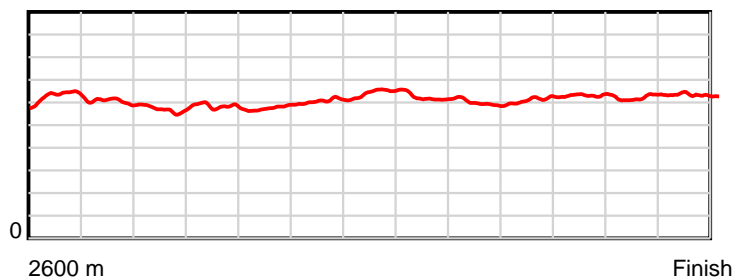
HRNZ and NZMTC and Thoroughbred Ratings Pty Ltd accepts no responsibility for the completeness or accuracy of any of the information contained herein, and makes no representations about its suitability for any particular purpose. Users should make their own judgements about those matters and/or seek independent advice. You assume all risks associated with use of the data provided on this page.

Race Results

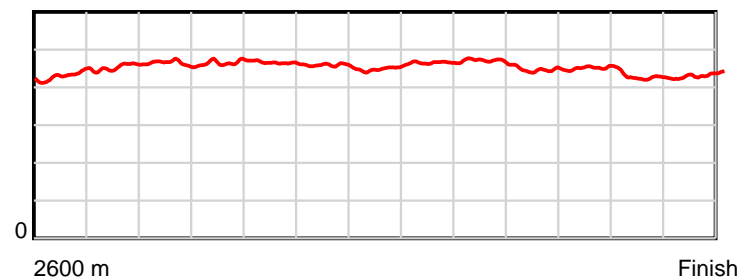
June 14, 2018, Race 9, BLUE STAR TAXIS MOBILE PACE, Distance 2600m, Addington - Survey 3200m

Result	TAB no.	Horse (Barrier)	2200m to	2000m to	1800m to	1600m to	1400m to	1200m to	1000m to	800m to	600m to	400m to	200m to	Total or	Margin
2nd	13	Awayovernight (13)	2000m	1800m	1600m	1400m	1200m	1000m	800m	600m	400m	200m	WP	Average	
		Position in running (margin)	9(8.9)	9(13.0)	9(11.8)	9(11.0)	9(8.2)	9(8.2)	9(8.9)	9(9.0)	7(4.6)	7(4.7)	4(6.0)		2.00
		Sectional time (s)	16.31	15.93	16.40	15.28	13.99	15.26	15.95	14.48	14.79	14.20	13.65		
		Cumulative time (s)	166.24	149.93	134.00	117.60	102.32	88.33	73.07	57.12	42.64	27.85	13.65	3:15.62	
		Speed (m/s)	12.26	12.55	12.20	13.09	14.30	13.11	12.54	13.81	13.52	14.08	14.65	13.29	
		Stride length (m)	5.69	5.85	5.68	6.00	6.43	6.10	5.90	6.16	6.11	5.98	6.33	6.03	
		Stride duration (s)	0.464	0.466	0.466	0.459	0.450	0.465	0.470	0.446	0.452	0.425	0.432	0.454	
		Stride efficiency (%)	50.64	53.46	50.40	56.25	64.68	58.18	54.36	59.36	58.31	55.87	62.63	56.80	
		Stride count	35.13	34.19	35.22	33.34	31.09	32.78	33.91	32.45	32.74	33.45	31.59	431.24	

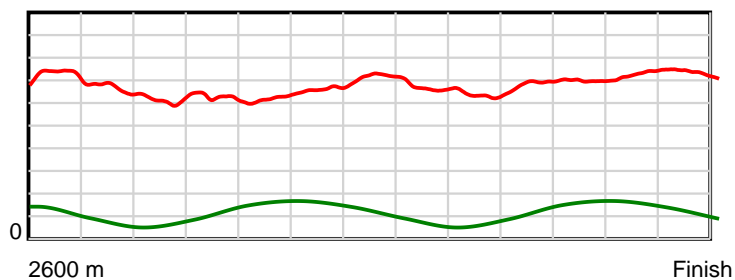
10 m Stride length



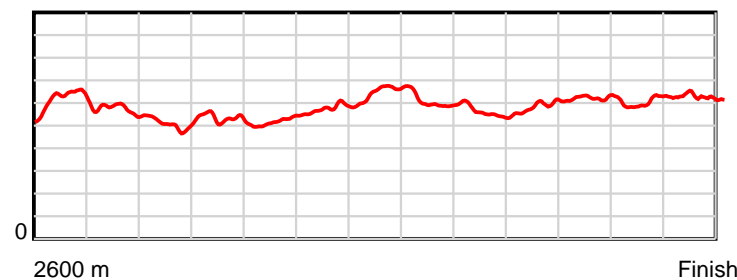
0.6 s Stride duration



20 m/sec Speed



100 % Stride efficiency



Note: Horizontal distance axis grid lines are 200m furlongs.

Disclaimer.

HRNZ and NZMTC and Thoroughbred Ratings Pty Ltd accepts no responsibility for the completeness or accuracy of any of the information contained herein, and makes no representations about its suitability for any particular purpose. Users should make their own judgements about those matters and/or seek independent advice. You assume all risks associated with use of the data provided on this page.



Race Results



June 14, 2018, Race 9, BLUE STAR TAXIS MOBILE PACE, Distance 2600m, Addington - Survey 3200m

Result	TAB no.	Horse (Barrier)	2600 to	2400m to
3rd	11	De Lancome (11)	2400m	2200m
		Position in running (margin)	-	8(6.2)
		Sectional time (s)	14.06	14.94
		Cumulative time (s)	195.68	181.62
		Speed (m/s)	14.23	13.39
		Stride length (m)	6.50	6.28
		Stride duration (s)	0.443	0.470
		Stride efficiency (%)	66.02	61.69
		Stride count	30.77	31.83

Disclaimer.

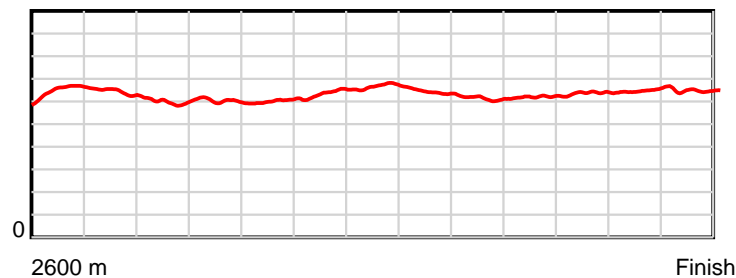
HRNZ and NZMTC and Thoroughbred Ratings Pty Ltd accepts no responsibility for the completeness or accuracy of any of the information contained herein, and makes no representations about its suitability for any particular purpose. Users should make their own judgements about those matters and/or seek independent advice. You assume all risks associated with use of the data provided on this page.

Race Results

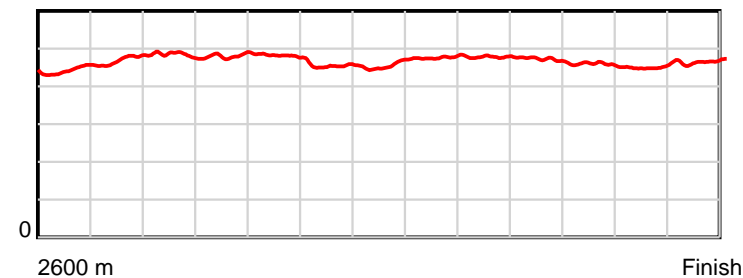
June 14, 2018, Race 9, BLUE STAR TAXIS MOBILE PACE, Distance 2600m, Addington - Survey 3200m

Result	TAB no.	Horse (Barrier)	2200m to	2000m to	1800m to	1600m to	1400m to	1200m to	1000m to	800m to	600m to	400m to	200m to	Total or	Margin
3rd	11	De Lancome (11)	2000m	1800m	1600m	1400m	1200m	1000m	800m	600m	400m	200m	WP	Average	
		Position in running (margin)	8(6.7)	8(10.6)	8(9.7)	8(9.4)	4(2.6)	2(0.5)	2(0.0)	2(0.5)	2(0.8)	2(1.2)	2(1.6)		2.30
		Sectional time (s)	16.30	15.96	16.50	14.61	13.63	15.07	16.01	15.26	14.84	14.06	14.44		
		Cumulative time (s)	166.68	150.38	134.42	117.92	103.31	89.68	74.61	58.60	43.34	28.50	14.44	3:15.68	
		Speed (m/s)	12.27	12.53	12.12	13.69	14.67	13.27	12.49	13.11	13.48	14.22	13.85	13.29	
		Stride length (m)	5.94	6.03	5.84	6.21	6.69	6.33	5.97	6.17	6.17	6.44	6.44	6.22	
		Stride duration (s)	0.484	0.481	0.482	0.454	0.456	0.477	0.478	0.471	0.458	0.453	0.465	0.468	
		Stride efficiency (%)	55.21	56.74	53.32	60.26	69.99	62.56	55.62	59.56	59.58	64.77	64.74	60.51	
		Stride count	33.65	33.19	34.24	32.21	29.88	31.61	33.52	32.40	32.39	31.07	31.07	417.83	

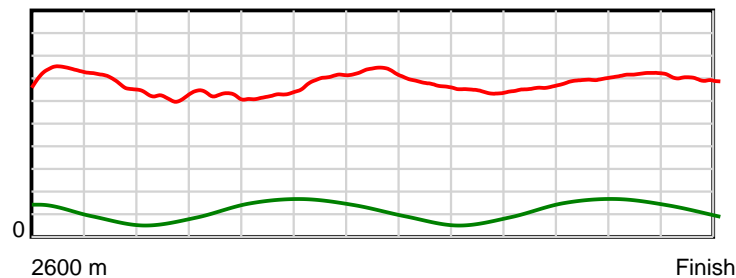
10 m Stride length



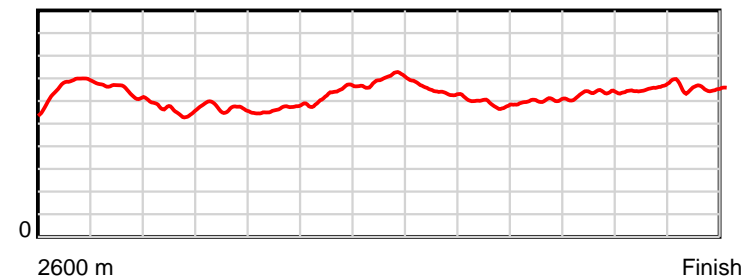
0.6 s Stride duration



20 m/sec Speed



100 % Stride efficiency



Note: Horizontal distance axis grid lines are 200m furlongs.

Disclaimer.

HRNZ and NZMTC and Thoroughbred Ratings Pty Ltd accepts no responsibility for the completeness or accuracy of any of the information contained herein, and makes no representations about its suitability for any particular purpose. Users should make their own judgements about those matters and/or seek independent advice. You assume all risks associated with use of the data provided on this page.



Race Results



June 14, 2018, Race 9, BLUE STAR TAXIS MOBILE PACE, Distance 2600m, Addington - Survey 3200m

Result	TAB no.	Horse (Barrier)	2600 to 2400m	2400m to 2200m
4th	9	Miss Big (9)		
		Position in running (margin)	-	13(13.0)
		Sectional time (s)	15.10	15.76
		Cumulative time (s)	195.69	180.59
		Speed (m/s)	13.25	12.69
		Stride length (m)	6.08	5.83
		Stride duration (s)	0.455	0.459
		Stride efficiency (%)	57.69	53.03
		Stride count	32.92	34.33

Disclaimer.

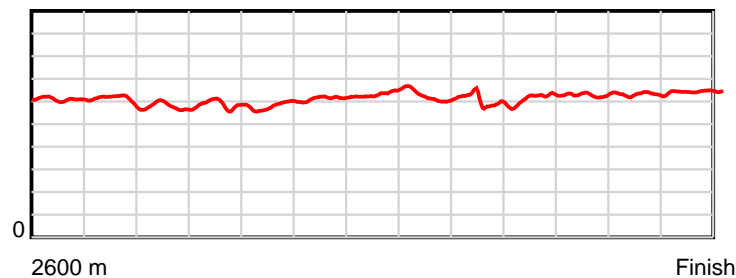
HRNZ and NZMTC and Thoroughbred Ratings Pty Ltd accepts no responsibility for the completeness or accuracy of any of the information contained herein, and makes no representations about its suitability for any particular purpose. Users should make their own judgements about those matters and/or seek independent advice. You assume all risks associated with use of the data provided on this page.

Race Results

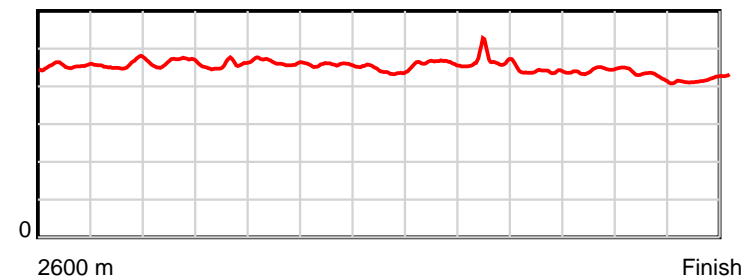
June 14, 2018, Race 9, BLUE STAR TAXIS MOBILE PACE, Distance 2600m, Addington - Survey 3200m

Result	TAB no.	Horse (Barrier)	2200m to	2000m to	1800m to	1600m to	1400m to	1200m to	1000m to	800m to	600m to	400m to	200m to	Total or	Margin
4th	9	Miss Big (9)	2000m	1800m	1600m	1400m	1200m	1000m	800m	600m	400m	200m	WP	Average	
		Position in running (margin)	13(18.4)	13(22.7)	13(20.0)	13(19.6)	13(16.3)	13(15.7)	13(16.0)	13(17.1)	13(10.9)	12(10.2)	9(9.9)		2.40
		Sectional time (s)	16.35	15.68	16.47	15.21	13.87	15.20	16.11	14.18	14.65	13.94	13.17		
		Cumulative time (s)	164.83	148.48	132.80	116.33	101.12	87.25	72.05	55.94	41.76	27.11	13.17	3:15.69	
		Speed (m/s)	12.23	12.76	12.14	13.15	14.42	13.16	12.41	14.10	13.65	14.35	15.19	13.29	
		Stride length (m)	5.68	5.83	5.64	6.00	6.39	6.08	5.78	6.18	6.06	6.10	6.37	5.99	
		Stride duration (s)	0.465	0.457	0.464	0.456	0.443	0.462	0.466	0.438	0.444	0.425	0.420	0.451	
		Stride efficiency (%)	50.43	53.14	49.68	56.25	63.79	57.75	52.29	59.73	57.39	58.18	63.50	56.12	
		Stride count	35.21	34.30	35.47	33.34	31.30	32.90	34.57	32.35	33.00	32.78	31.37	433.84	

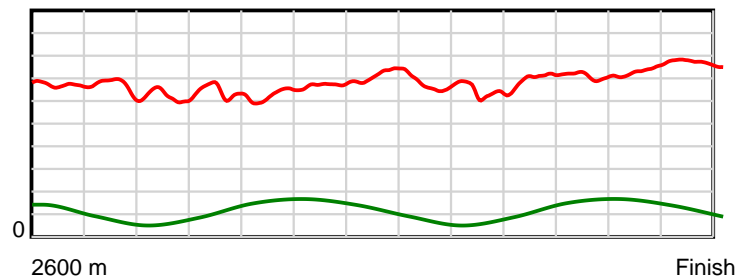
10 m Stride length



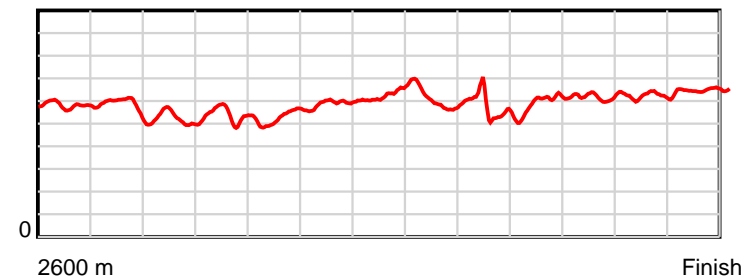
0.6 s Stride duration



20 m/sec Speed



100 % Stride efficiency



Note: Horizontal distance axis grid lines are 200m furlongs.

Disclaimer.

HRNZ and NZMTC and Thoroughbred Ratings Pty Ltd accepts no responsibility for the completeness or accuracy of any of the information contained herein, and makes no representations about its suitability for any particular purpose. Users should make their own judgements about those matters and/or seek independent advice. You assume all risks associated with use of the data provided on this page.



Race Results



June 14, 2018, Race 9, BLUE STAR TAXIS MOBILE PACE, Distance 2600m, Addington - Survey 3200m

Result	TAB no.	Horse (Barrier)	2600 to	2400m to
5th	12	Sans Le Sou (12)	2400m	2200m
		Position in running (margin)	-	11(9.5)
		Sectional time (s)	14.50	15.18
		Cumulative time (s)	195.99	181.49
		Speed (m/s)	13.80	13.18
		Stride length (m)	5.81	5.64
		Stride duration (s)	0.407	0.428
		Stride efficiency (%)	52.74	49.66
		Stride count	34.42	35.48

Disclaimer.

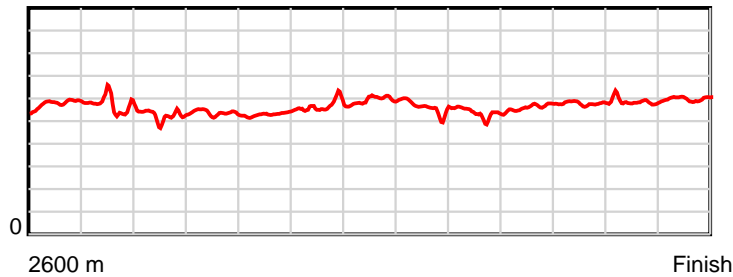
HRNZ and NZMTC and Thoroughbred Ratings Pty Ltd accepts no responsibility for the completeness or accuracy of any of the information contained herein, and makes no representations about its suitability for any particular purpose. Users should make their own judgements about those matters and/or seek independent advice. You assume all risks associated with use of the data provided on this page.

Race Results

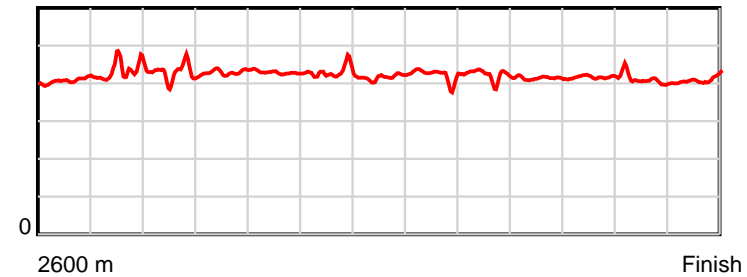
June 14, 2018, Race 9, BLUE STAR TAXIS MOBILE PACE, Distance 2600m, Addington - Survey 3200m

Result	TAB no.	Horse (Barrier)	2200m to	2000m to	1800m to	1600m to	1400m to	1200m to	1000m to	800m to	600m to	400m to	200m to	Total or	Margin
5th	12	Sans Le Sou (12)	2000m	1800m	1600m	1400m	1200m	1000m	800m	600m	400m	200m	WP	Average	
		Position in running (margin)	10(11.4)	10(14.7)	10(14.1)	10(13.2)	10(10.1)	10(10.6)	10(10.5)	10(10.7)	9(6.7)	9(7.5)	6(8.7)		4.10
		Sectional time (s)	16.19	16.02	16.39	15.24	14.05	15.12	15.97	14.55	14.90	14.19	13.69		
		Cumulative time (s)	166.31	150.12	134.10	117.71	102.47	88.42	73.30	57.33	42.78	27.88	13.69	3:15.99	
		Speed (m/s)	12.35	12.48	12.20	13.12	14.23	13.23	12.52	13.75	13.42	14.09	14.61	13.27	
		Stride length (m)	5.27	5.35	5.22	5.59	5.88	5.57	5.27	5.69	5.58	5.75	6.00	5.58	
		Stride duration (s)	0.426	0.429	0.428	0.426	0.413	0.421	0.421	0.414	0.416	0.408	0.411	0.420	
		Stride efficiency (%)	43.34	44.81	42.65	48.84	54.11	48.42	43.42	50.53	48.68	51.69	56.30	48.60	
		Stride count	37.98	37.35	38.28	35.77	33.99	35.93	37.94	35.17	35.83	34.77	33.32	466.23	

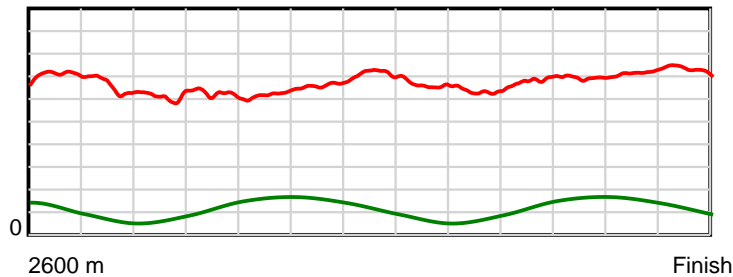
10 m Stride length



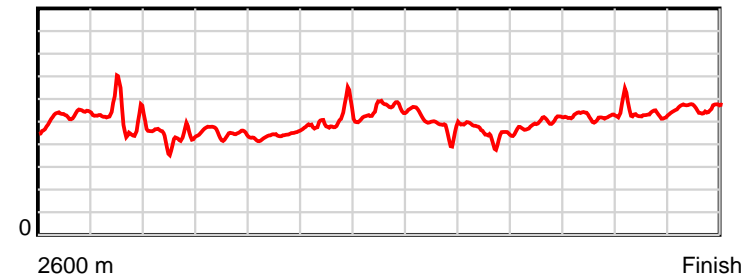
0.6 s Stride duration



20 m/sec Speed



100 % Stride efficiency



Note: Horizontal distance axis grid lines are 200m furlongs.

Disclaimer.

HRNZ and NZMTC and Thoroughbred Ratings Pty Ltd accepts no responsibility for the completeness or accuracy of any of the information contained herein, and makes no representations about its suitability for any particular purpose. Users should make their own judgements about those matters and/or seek independent advice. You assume all risks associated with use of the data provided on this page.



Race Results



June 14, 2018, Race 9, BLUE STAR TAXIS MOBILE PACE, Distance 2600m, Addington - Survey 3200m

Result	TAB no.	Horse (Barrier)	2600 to	2400m to
6th	4	Takitimu Expre... (4)	2400m	2200m
		Position in running (margin)	-	1(0.0)
		Sectional time (s)	12.98	15.20
		Cumulative time (s)	196.08	183.10
		Speed (m/s)	15.41	13.16
		Stride length (m)	5.86	5.73
		Stride duration (s)	0.381	0.435
		Stride efficiency (%)	53.68	51.22
		Stride count	34.12	34.93

Disclaimer.

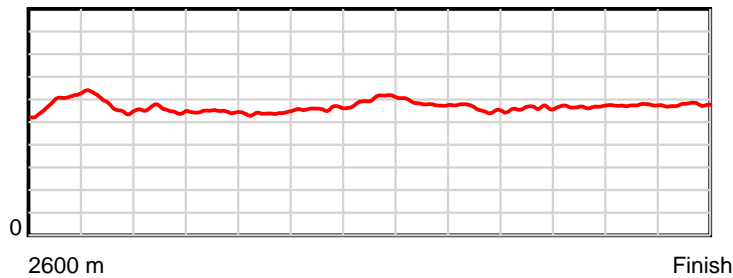
HRNZ and NZMTC and Thoroughbred Ratings Pty Ltd accepts no responsibility for the completeness or accuracy of any of the information contained herein, and makes no representations about its suitability for any particular purpose. Users should make their own judgements about those matters and/or seek independent advice. You assume all risks associated with use of the data provided on this page.

Race Results

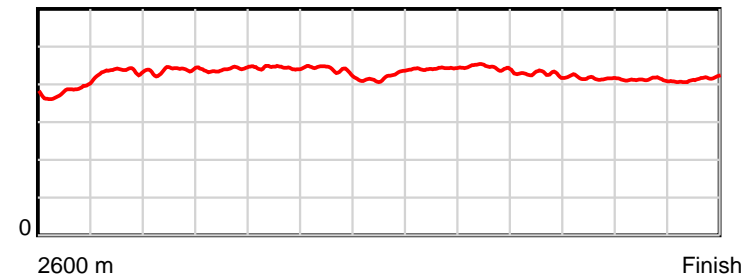
June 14, 2018, Race 9, BLUE STAR TAXIS MOBILE PACE, Distance 2600m, Addington - Survey 3200m

Result	TAB no.	Horse (Barrier)	2200m to	2000m to	1800m to	1600m to	1400m to	1200m to	1000m to	800m to	600m to	400m to	200m to	Total or	Margin
6th	4	Takitimu Expre... (4)	2000m	1800m	1600m	1400m	1200m	1000m	800m	600m	400m	200m	WP	Average	
		Position in running (margin)	3(2.0)	2(2.2)	2(1.8)	2(1.7)	3(1.8)	3(1.9)	3(2.2)	3(2.1)	3(2.1)	3(2.3)	3(4.7)		4.60
		Sectional time (s)	15.66	16.05	16.54	15.77	13.98	15.20	15.91	15.23	14.79	14.40	14.37		
		Cumulative time (s)	167.90	152.24	136.19	119.65	103.88	89.90	74.70	58.79	43.56	28.77	14.37	3:16.08	
		Speed (m/s)	12.77	12.46	12.09	12.68	14.31	13.16	12.57	13.13	13.52	13.89	13.92	13.26	
		Stride length (m)	5.59	5.48	5.37	5.57	6.01	5.81	5.59	5.61	5.64	5.72	5.77	5.67	
		Stride duration (s)	0.438	0.440	0.444	0.439	0.420	0.442	0.445	0.428	0.417	0.412	0.414	0.428	
		Stride efficiency (%)	48.87	46.90	45.05	48.54	56.41	52.74	48.87	49.25	49.73	51.17	51.96	50.22	
		Stride count	35.76	36.51	37.25	35.89	33.29	34.43	35.76	35.63	35.45	34.95	34.68	458.65	

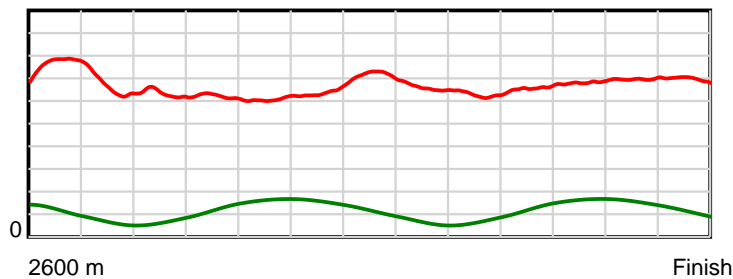
10 m Stride length



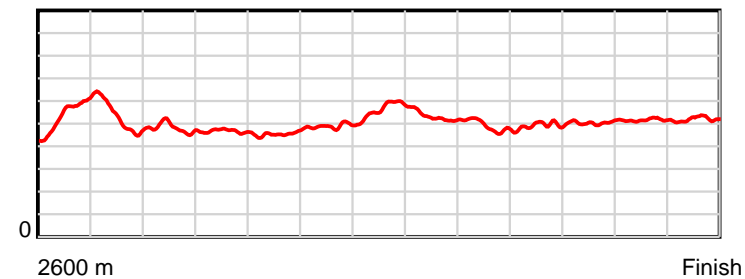
0.6 s Stride duration



20 m/sec Speed



100 % Stride efficiency



Note: Horizontal distance axis grid lines are 200m furlongs.

Disclaimer.

HRNZ and NZMTC and Thoroughbred Ratings Pty Ltd accepts no responsibility for the completeness or accuracy of any of the information contained herein, and makes no representations about its suitability for any particular purpose. Users should make their own judgements about those matters and/or seek independent advice. You assume all risks associated with use of the data provided on this page.



Race Results



June 14, 2018, Race 9, BLUE STAR TAXIS MOBILE PACE, Distance 2600m, Addington - Survey 3200m

Result	TAB no.	Horse (Barrier)	2600 to	2400m to
7th	8	London Delight (8)	2400m	2200m
		Position in running (margin)	-	12(10.5)
		Sectional time (s)	14.63	15.89
		Cumulative time (s)	196.12	181.49
		Speed (m/s)	13.67	12.59
		Stride length (m)	6.16	5.71
		Stride duration (s)	0.453	0.454
		Stride efficiency (%)	59.39	51.03
		Stride count	32.44	35.00

Disclaimer.

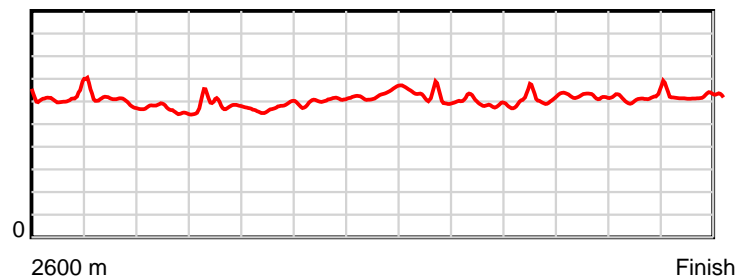
HRNZ and NZMTC and Thoroughbred Ratings Pty Ltd accepts no responsibility for the completeness or accuracy of any of the information contained herein, and makes no representations about its suitability for any particular purpose. Users should make their own judgements about those matters and/or seek independent advice. You assume all risks associated with use of the data provided on this page.

Race Results

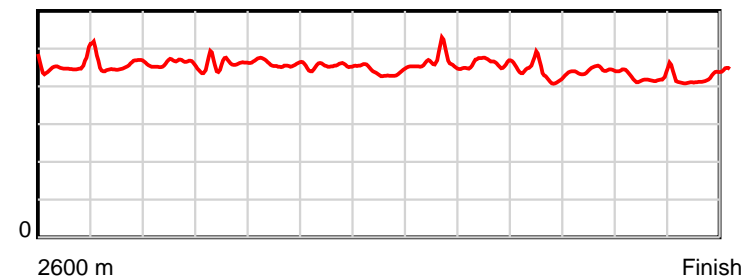
June 14, 2018, Race 9, BLUE STAR TAXIS MOBILE PACE, Distance 2600m, Addington - Survey 3200m

Result	TAB no.	Horse (Barrier)	2200m to	2000m to	1800m to	1600m to	1400m to	1200m to	1000m to	800m to	600m to	400m to	200m to	Total or	Margin
7th	8	London Delight (8)	2000m	1800m	1600m	1400m	1200m	1000m	800m	600m	400m	200m	WP	Average	
		Position in running (margin)	12(16.7)	12(20.4)	12(17.2)	12(16.6)	12(14.7)	12(14.2)	12(15.6)	12(14.7)	11(8.0)	10(7.9)	8(9.4)		4.80
		Sectional time (s)	16.25	15.60	16.45	15.43	13.88	15.40	15.77	14.10	14.75	14.24	13.73		
		Cumulative time (s)	165.60	149.35	133.75	117.30	101.87	87.99	72.59	56.82	42.72	27.97	13.73	3:16.12	
		Speed (m/s)	12.31	12.82	12.16	12.96	14.41	12.99	12.68	14.18	13.56	14.04	14.57	13.26	
		Stride length (m)	5.66	5.87	5.59	5.88	6.34	6.00	5.84	6.16	5.99	5.89	6.21	5.94	
		Stride duration (s)	0.460	0.458	0.460	0.453	0.440	0.462	0.461	0.434	0.442	0.419	0.426	0.448	
		Stride efficiency (%)	49.99	53.86	48.82	53.97	62.82	56.34	53.31	59.32	56.09	54.14	60.17	55.11	
		Stride count	35.36	34.07	35.78	34.03	31.54	33.31	34.24	32.46	33.38	33.98	32.23	437.82	

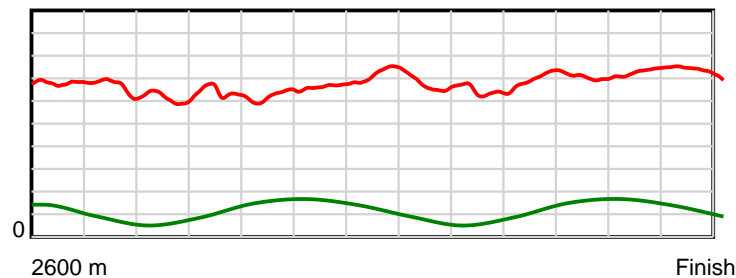
10 m Stride length



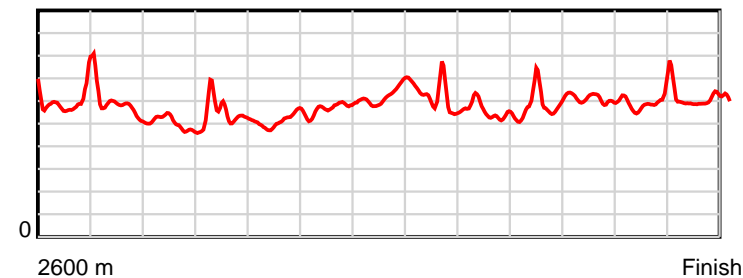
0.6 s Stride duration



20 m/sec Speed



100 % Stride efficiency



Note: Horizontal distance axis grid lines are 200m furlongs.

Disclaimer.

HRNZ and NZMTC and Thoroughbred Ratings Pty Ltd accepts no responsibility for the completeness or accuracy of any of the information contained herein, and makes no representations about its suitability for any particular purpose. Users should make their own judgements about those matters and/or seek independent advice. You assume all risks associated with use of the data provided on this page.



Race Results



June 14, 2018, Race 9, BLUE STAR TAXIS MOBILE PACE, Distance 2600m, Addington - Survey 3200m

Result	TAB no.	Horse (Barrier)	2600 to	2400m to
8th	7	Tom Me Gun (7)	2400m	2200m
		Position in running (margin)	-	10(9.3)
		Sectional time (s)	14.62	15.56
		Cumulative time (s)	196.31	181.69
		Speed (m/s)	13.68	12.85
		Stride length (m)	6.19	5.98
		Stride duration (s)	0.447	0.466
		Stride efficiency (%)	59.90	55.95
		Stride count	32.30	33.42

Disclaimer.

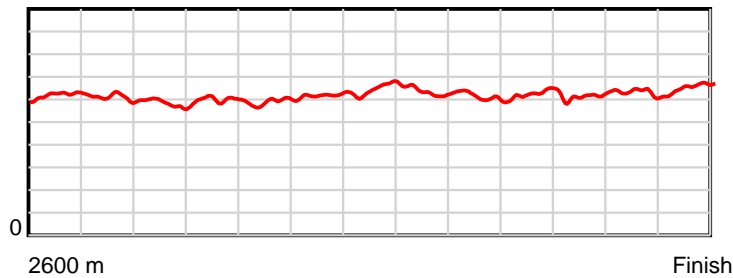
HRNZ and NZMTC and Thoroughbred Ratings Pty Ltd accepts no responsibility for the completeness or accuracy of any of the information contained herein, and makes no representations about its suitability for any particular purpose. Users should make their own judgements about those matters and/or seek independent advice. You assume all risks associated with use of the data provided on this page.

Race Results

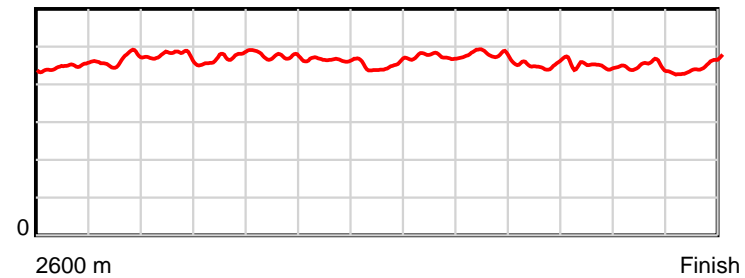
June 14, 2018, Race 9, BLUE STAR TAXIS MOBILE PACE, Distance 2600m, Addington - Survey 3200m

Result	TAB no.	Horse (Barrier)	2200m to	2000m to	1800m to	1600m to	1400m to	1200m to	1000m to	800m to	600m to	400m to	200m to	Total or	Margin
8th	7	Tom Me Gun (7)	2000m	1800m	1600m	1400m	1200m	1000m	800m	600m	400m	200m	WP	Average	
		Position in running (margin)	11(13.5)	11(18.4)	11(15.9)	11(14.8)	11(12.6)	11(12.2)	11(13.2)	11(12.9)	12(8.6)	11(8.3)	10(10.2)		5.90
		Sectional time (s)	16.46	15.69	16.36	15.38	13.91	15.32	15.87	14.51	14.71	14.31	13.61		
		Cumulative time (s)	166.13	149.67	133.98	117.62	102.24	88.33	73.01	57.14	42.63	27.92	13.61	3:16.31	
		Speed (m/s)	12.15	12.75	12.22	13.00	14.38	13.05	12.60	13.78	13.60	13.98	14.70	13.24	
		Stride length (m)	5.79	6.00	5.81	6.06	6.47	6.19	6.03	6.26	6.09	6.24	6.61	6.12	
		Stride duration (s)	0.476	0.471	0.475	0.466	0.450	0.474	0.478	0.454	0.448	0.446	0.450	0.462	
		Stride efficiency (%)	52.34	56.31	52.70	57.32	65.39	59.86	56.78	61.18	57.90	60.82	68.20	58.59	
		Stride count	34.56	33.32	34.44	33.02	30.92	32.31	33.18	31.96	32.86	32.06	30.27	424.62	

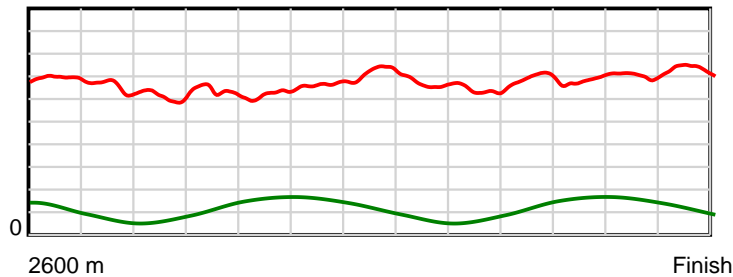
10 m Stride length



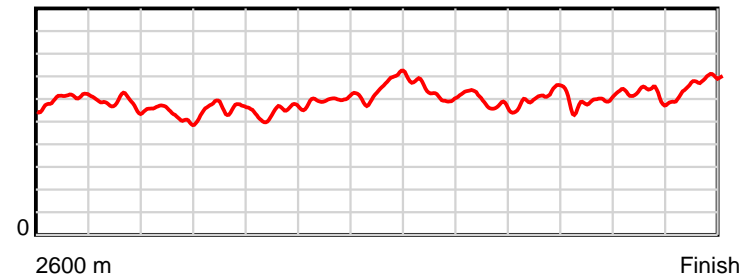
0.6 s Stride duration



20 m/sec Speed



100 % Stride efficiency



Note: Horizontal distance axis grid lines are 200m furlongs.

Disclaimer.

HRNZ and NZMTC and Thoroughbred Ratings Pty Ltd accepts no responsibility for the completeness or accuracy of any of the information contained herein, and makes no representations about its suitability for any particular purpose. Users should make their own judgements about those matters and/or seek independent advice. You assume all risks associated with use of the data provided on this page.



Race Results



June 14, 2018, Race 9, BLUE STAR TAXIS MOBILE PACE, Distance 2600m, Addington - Survey 3200m

Result	TAB no.	Horse (Barrier)	2600 to	2400m to
9th	2	Locked Out Of ... (2)	2400m	2200m
		Position in running (margin)	-	3(1.5)
		Sectional time (s)	13.31	14.92
		Cumulative time (s)	196.72	183.41
		Speed (m/s)	15.03	13.40
		Stride length (m)	6.92	6.78
		Stride duration (s)	0.456	0.506
		Stride efficiency (%)	74.92	71.92
		Stride count	28.88	29.48

Disclaimer.

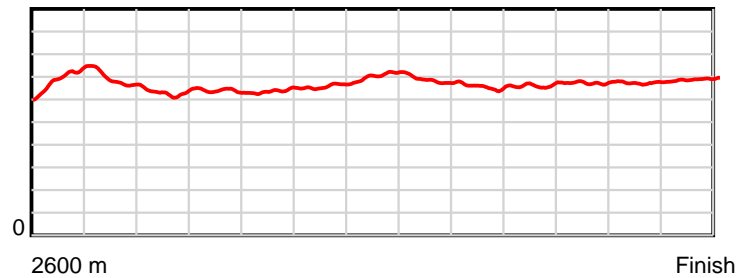
HRNZ and NZMTC and Thoroughbred Ratings Pty Ltd accepts no responsibility for the completeness or accuracy of any of the information contained herein, and makes no representations about its suitability for any particular purpose. Users should make their own judgements about those matters and/or seek independent advice. You assume all risks associated with use of the data provided on this page.

Race Results

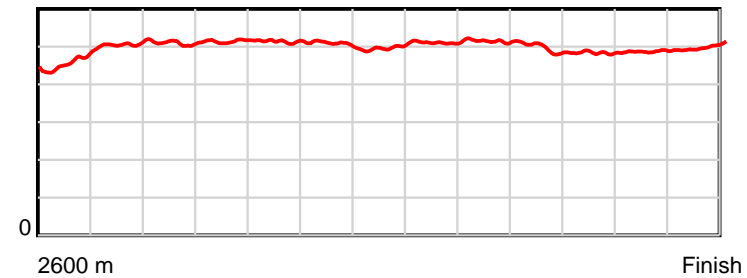
June 14, 2018, Race 9, BLUE STAR TAXIS MOBILE PACE, Distance 2600m, Addington - Survey 3200m

Result	TAB no.	Horse (Barrier)	2200m to	2000m to	1800m to	1600m to	1400m to	1200m to	1000m to	800m to	600m to	400m to	200m to	Total or	Margin
9th	2	Locked Out Of ... (2)	2000m	1800m	1600m	1400m	1200m	1000m	800m	600m	400m	200m	WP	Average	
		Position in running (margin)	2(1.9)	5(5.9)	5(5.6)	5(4.8)	5(3.3)	5(3.9)	6(4.2)	6(4.7)	5(2.8)	4(3.2)	5(7.5)		8.10
		Sectional time (s)	16.30	16.07	16.42	15.50	14.07	15.20	16.01	14.91	14.83	14.70	14.48		
		Cumulative time (s)	168.49	152.19	136.12	119.70	104.20	90.13	74.93	58.92	44.01	29.18	14.48	3:16.72	
		Speed (m/s)	12.27	12.45	12.18	12.90	14.21	13.16	12.49	13.41	13.49	13.61	13.81	13.22	
		Stride length (m)	6.25	6.40	6.26	6.55	7.07	6.73	6.42	6.63	6.53	6.64	6.91	6.61	
		Stride duration (s)	0.509	0.515	0.514	0.508	0.497	0.511	0.514	0.495	0.484	0.488	0.500	0.500	
		Stride efficiency (%)	60.97	64.09	61.18	67.11	78.11	70.69	64.50	68.77	66.54	68.80	74.55	68.34	
		Stride count	32.02	31.23	31.96	30.52	28.29	29.74	31.13	30.15	30.65	30.14	28.96	393.15	

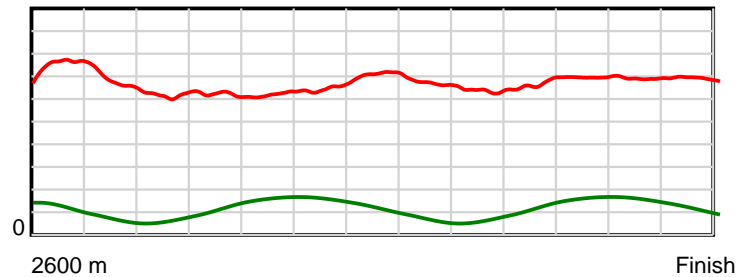
10 m Stride length



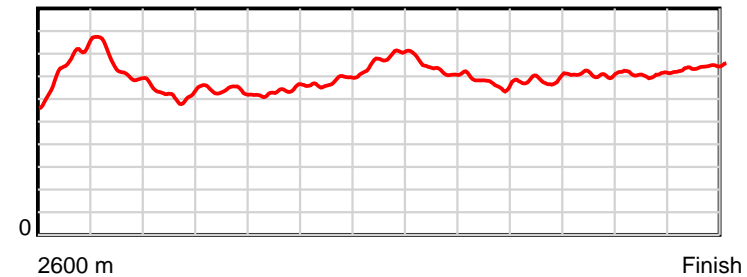
0.6 s Stride duration



20 m/sec Speed



100 % Stride efficiency



Note: Horizontal distance axis grid lines are 200m furlongs.

Disclaimer.

HRNZ and NZMTC and Thoroughbred Ratings Pty Ltd accepts no responsibility for the completeness or accuracy of any of the information contained herein, and makes no representations about its suitability for any particular purpose. Users should make their own judgements about those matters and/or seek independent advice. You assume all risks associated with use of the data provided on this page.



Race Results



June 14, 2018, Race 9, BLUE STAR TAXIS MOBILE PACE, Distance 2600m, Addington - Survey 3200m

Result	TAB no.	Horse (Barrier)	2600 to	2400m to
10th	10	Omar Sharif (10)	2400m	2200m
		Position in running (margin)	-	7(6.2)
		Sectional time (s)	14.16	14.84
		Cumulative time (s)	197.50	183.34
		Speed (m/s)	14.13	13.48
		Stride length (m)	6.33	6.09
		Stride duration (s)	0.429	0.452
		Stride efficiency (%)	62.69	57.96
		Stride count	31.58	32.84

Disclaimer.

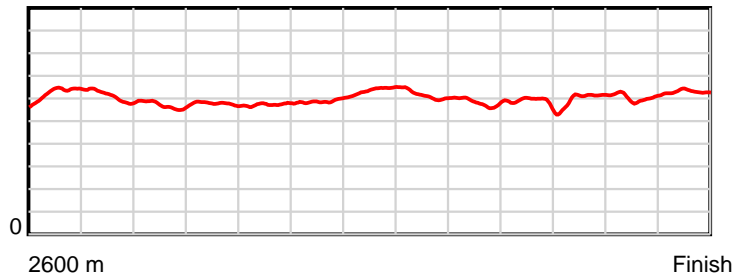
HRNZ and NZMTC and Thoroughbred Ratings Pty Ltd accepts no responsibility for the completeness or accuracy of any of the information contained herein, and makes no representations about its suitability for any particular purpose. Users should make their own judgements about those matters and/or seek independent advice. You assume all risks associated with use of the data provided on this page.

Race Results

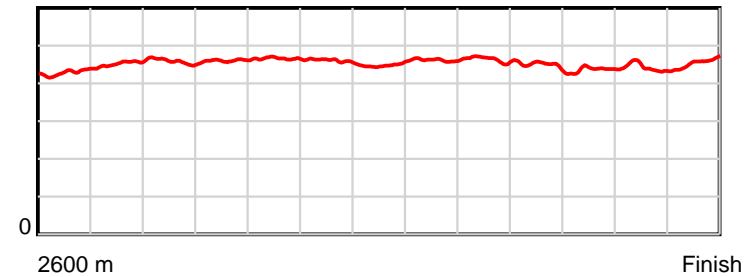
June 14, 2018, Race 9, BLUE STAR TAXIS MOBILE PACE, Distance 2600m, Addington - Survey 3200m

Result	TAB no.	Horse (Barrier)	2200m to	2000m to	1800m to	1600m to	1400m to	1200m to	1000m to	800m to	600m to	400m to	200m to	Total or	Margin
10th	10	Omar Sharif (10)	2000m	1800m	1600m	1400m	1200m	1000m	800m	600m	400m	200m	WP	Average	
		Position in running (margin)	7(6.0)	6(8.0)	6(7.1)	6(5.6)	7(5.4)	7(6.1)	7(6.0)	7(5.8)	8(6.5)	8(6.4)	11(12.4)		12.50
		Sectional time (s)	15.97	15.96	16.30	15.72	14.08	15.13	15.89	15.35	14.73	15.00	14.37		
		Cumulative time (s)	168.50	152.53	136.57	120.27	104.55	90.47	75.34	59.45	44.10	29.37	14.37	3:17.50	
		Speed (m/s)	12.52	12.53	12.27	12.72	14.20	13.22	12.59	13.03	13.58	13.33	13.92	13.16	
		Stride length (m)	5.74	5.76	5.71	5.86	6.36	6.10	5.84	5.85	5.92	5.89	6.36	5.98	
		Stride duration (s)	0.459	0.460	0.466	0.461	0.448	0.462	0.464	0.449	0.436	0.442	0.457	0.454	
		Stride efficiency (%)	51.53	51.91	51.02	53.72	63.30	58.15	53.24	53.52	54.77	54.25	63.23	55.86	
		Stride count	34.83	34.70	35.00	34.11	31.42	32.78	34.26	34.17	33.78	33.94	31.44	434.85	

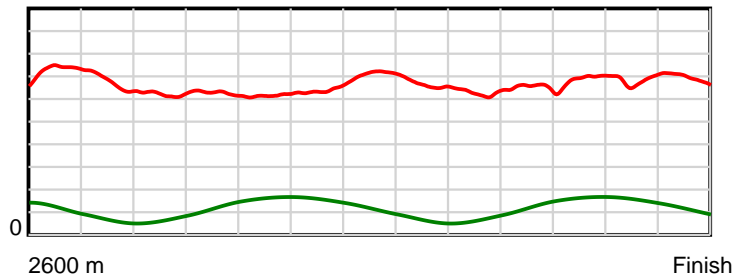
10 m Stride length



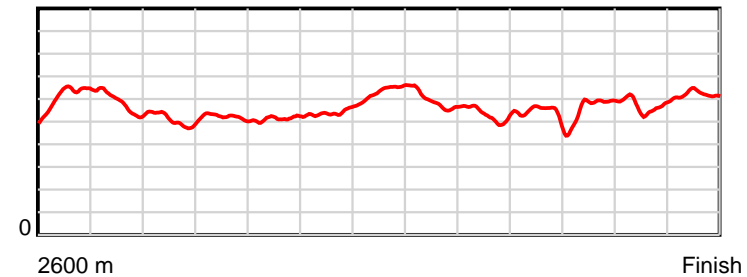
0.6 s Stride duration



20 m/sec Speed



100 % Stride efficiency



Note: Horizontal distance axis grid lines are 200m furlongs.

Disclaimer.

HRNZ and NZMTC and Thoroughbred Ratings Pty Ltd accepts no responsibility for the completeness or accuracy of any of the information contained herein, and makes no representations about its suitability for any particular purpose. Users should make their own judgements about those matters and/or seek independent advice. You assume all risks associated with use of the data provided on this page.



Race Results



June 14, 2018, Race 9, BLUE STAR TAXIS MOBILE PACE, Distance 2600m, Addington - Survey 3200m

Result	TAB no.	Horse (Barrier)	2600 to	2400m to
11th	1	Sweet Marylou (1)	2400m	2200m
		Position in running (margin)	-	5(3.2)
		Sectional time (s)	13.49	15.10
		Cumulative time (s)	197.94	184.45
		Speed (m/s)	14.83	13.25
		Stride length (m)	6.37	6.29
		Stride duration (s)	0.427	0.474
		Stride efficiency (%)	63.49	61.75
		Stride count	31.38	31.82

Disclaimer.

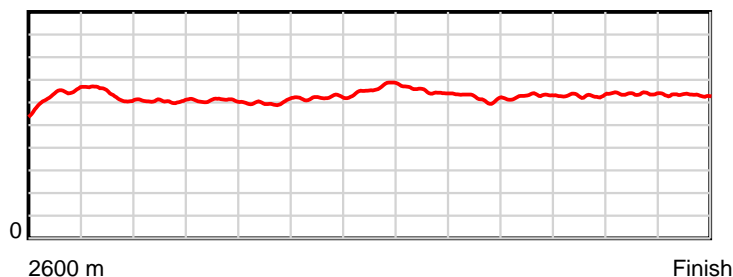
HRNZ and NZMTC and Thoroughbred Ratings Pty Ltd accepts no responsibility for the completeness or accuracy of any of the information contained herein, and makes no representations about its suitability for any particular purpose. Users should make their own judgements about those matters and/or seek independent advice. You assume all risks associated with use of the data provided on this page.

Race Results

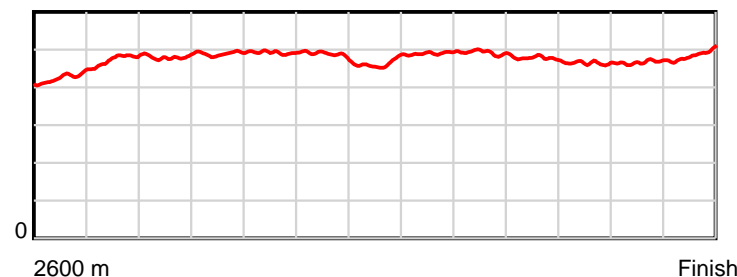
June 14, 2018, Race 9, BLUE STAR TAXIS MOBILE PACE, Distance 2600m, Addington - Survey 3200m

Result	TAB no.	Horse (Barrier)	2200m to	2000m to	1800m to	1600m to	1400m to	1200m to	1000m to	800m to	600m to	400m to	200m to	Total or	Margin
11th	1	Sweet Marylou (1)	2000m	1800m	1600m	1400m	1200m	1000m	800m	600m	400m	200m	WP	Average	
		Position in running (margin)	6(4.6)	4(4.5)	4(3.7)	4(3.6)	6(3.8)	6(4.2)	5(3.9)	5(3.5)	6(3.6)	6(4.5)	7(9.3)		14.90
		Sectional time (s)	15.62	16.00	16.52	15.78	14.05	15.10	15.86	15.24	14.90	14.80	15.48		
		Cumulative time (s)	169.35	153.73	137.73	121.21	105.43	91.38	76.28	60.42	45.18	30.28	15.48	3:17.94	
		Speed (m/s)	12.80	12.50	12.11	12.67	14.23	13.25	12.61	13.12	13.42	13.51	12.92	13.14	
		Stride length (m)	6.14	6.12	5.96	6.18	6.61	6.49	6.20	6.25	6.23	6.31	6.30	6.26	
		Stride duration (s)	0.480	0.490	0.492	0.488	0.464	0.490	0.492	0.477	0.464	0.467	0.488	0.477	
		Stride efficiency (%)	58.98	58.55	55.43	59.68	68.36	65.90	60.10	61.14	60.56	62.30	61.96	61.28	
		Stride count	32.55	32.67	33.58	32.36	30.24	30.80	32.25	31.98	32.13	31.68	31.76	415.20	

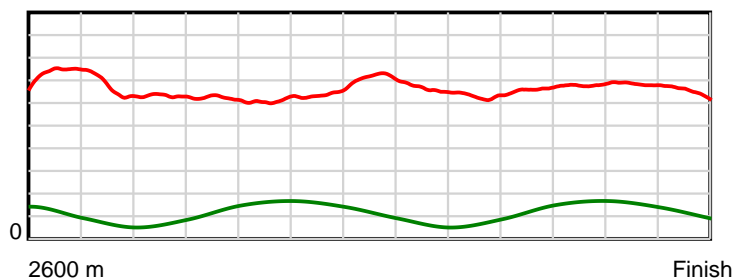
10 m Stride length



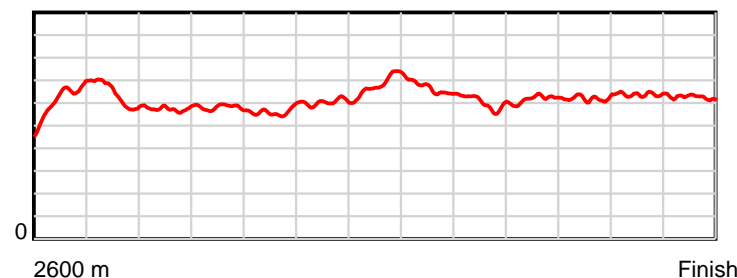
0.6 s Stride duration



20 m/sec Speed



100 % Stride efficiency



Note: Horizontal distance axis grid lines are 200m furlongs.

Disclaimer.

HRNZ and NZMTC and Thoroughbred Ratings Pty Ltd accepts no responsibility for the completeness or accuracy of any of the information contained herein, and makes no representations about its suitability for any particular purpose. Users should make their own judgements about those matters and/or seek independent advice. You assume all risks associated with use of the data provided on this page.



Race Results



June 14, 2018, Race 9, BLUE STAR TAXIS MOBILE PACE, Distance 2600m, Addington - Survey 3200m

Result	TAB no.	Horse (Barrier)	2600 to	2400m to
12th	3	Tracksarefortr... (3)	2400m	2200m
		Position in running (margin)	-	4(2.9)
		Sectional time (s)	13.37	15.09
		Cumulative time (s)	198.99	185.62
		Speed (m/s)	14.96	13.25
		Stride length (m)	6.82	6.57
		Stride duration (s)	0.459	0.496
		Stride efficiency (%)	72.64	67.45
		Stride count	29.33	30.44

Disclaimer.

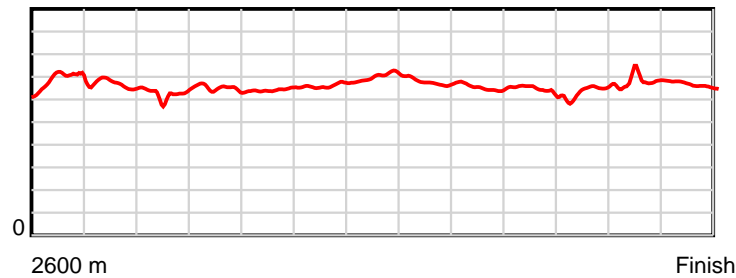
HRNZ and NZMTC and Thoroughbred Ratings Pty Ltd accepts no responsibility for the completeness or accuracy of any of the information contained herein, and makes no representations about its suitability for any particular purpose. Users should make their own judgements about those matters and/or seek independent advice. You assume all risks associated with use of the data provided on this page.

Race Results

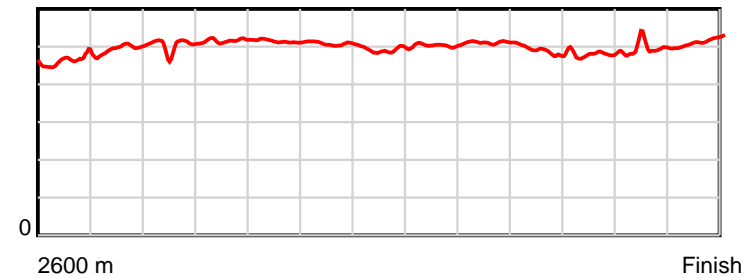
June 14, 2018, Race 9, BLUE STAR TAXIS MOBILE PACE, Distance 2600m, Addington - Survey 3200m

Result	TAB no.	Horse (Barrier)	2200m to	2000m to	1800m to	1600m to	1400m to	1200m to	1000m to	800m to	600m to	400m to	200m to	Total or	Margin
12th	3	Tracksarefortr... (3)	2000m	1800m	1600m	1400m	1200m	1000m	800m	600m	400m	200m	WP	Average	
		Position in running (margin)	5(4.3)	7(8.4)	7(7.8)	7(6.7)	8(5.7)	8(6.2)	8(6.2)	8(6.9)	10(7.0)	13(10.5)	13(14.7)		20.80
		Sectional time (s)	16.33	16.02	16.35	15.58	14.06	15.16	16.04	15.24	15.34	14.69	15.72		
		Cumulative time (s)	170.53	154.20	138.18	121.83	106.25	92.19	77.03	60.99	45.75	30.41	15.72	3:18.99	
		Speed (m/s)	12.25	12.48	12.23	12.84	14.22	13.19	12.47	13.12	13.04	13.61	12.72	13.07	
		Stride length (m)	6.17	6.45	6.29	6.51	6.99	6.65	6.37	6.41	6.24	6.74	6.57	6.51	
		Stride duration (s)	0.504	0.516	0.514	0.507	0.491	0.504	0.511	0.489	0.479	0.495	0.517	0.499	
		Stride efficiency (%)	59.45	64.93	61.76	66.21	76.35	69.20	63.43	64.25	60.88	70.89	67.55	66.30	
		Stride count	32.43	31.03	31.81	30.72	28.61	30.05	31.39	31.19	32.04	29.69	30.42	399.15	

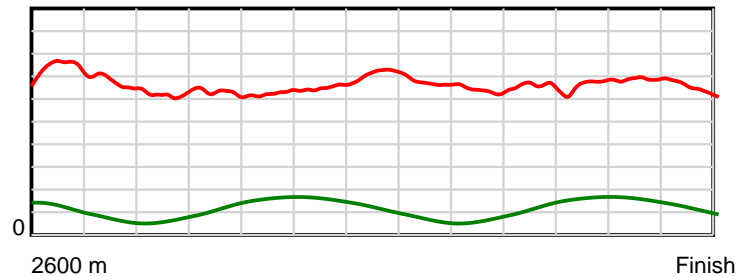
10 m Stride length



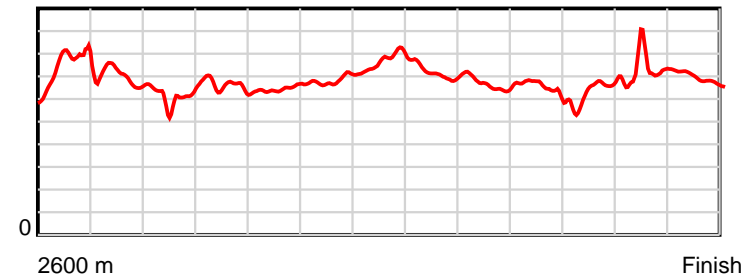
0.6 s Stride duration



20 m/sec Speed



100 % Stride efficiency



Note: Horizontal distance axis grid lines are 200m furlongs.

Disclaimer.

HRNZ and NZMTC and Thoroughbred Ratings Pty Ltd accepts no responsibility for the completeness or accuracy of any of the information contained herein, and makes no representations about its suitability for any particular purpose. Users should make their own judgements about those matters and/or seek independent advice. You assume all risks associated with use of the data provided on this page.



Race Results



June 14, 2018, Race 9, BLUE STAR TAXIS MOBILE PACE, Distance 2600m, Addington - Survey 3200m

Result	TAB no.	Horse (Barrier)	2600 to	2400m to
13th	5	Gucci Cavallo (5)	2400m	2200m
		Position in running (margin)	-	6(3.9)
		Sectional time (s)	13.58	14.82
		Cumulative time (s)	199.89	186.31
		Speed (m/s)	14.73	13.50
		Stride length (m)	5.98	5.61
		Stride duration (s)	0.404	0.415
		Stride efficiency (%)	55.81	49.15
		Stride count	33.46	35.66

Disclaimer.

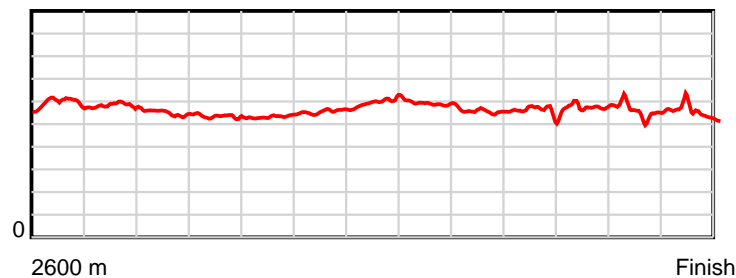
HRNZ and NZMTC and Thoroughbred Ratings Pty Ltd accepts no responsibility for the completeness or accuracy of any of the information contained herein, and makes no representations about its suitability for any particular purpose. Users should make their own judgements about those matters and/or seek independent advice. You assume all risks associated with use of the data provided on this page.

Race Results

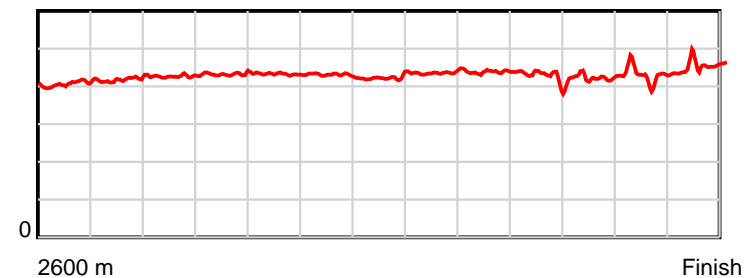
June 14, 2018, Race 9, BLUE STAR TAXIS MOBILE PACE, Distance 2600m, Addington - Survey 3200m

Result	TAB no.	Horse (Barrier)	2200m to	2000m to	1800m to	1600m to	1400m to	1200m to	1000m to	800m to	600m to	400m to	200m to	Total or	Margin
13th	5	Gucci Cavallo (5)	2000m	1800m	1600m	1400m	1200m	1000m	800m	600m	400m	200m	WP	Average	
		Position in running (margin)	4(3.6)	3(3.5)	3(3.3)	3(2.4)	2(1.6)	4(2.6)	4(2.6)	4(2.6)	4(2.6)	5(3.4)	12(13.8)		25.70
		Sectional time (s)	15.62	16.08	16.39	15.62	14.15	15.15	15.93	15.22	14.90	15.73	16.70		
		Cumulative time (s)	171.49	155.87	139.79	123.40	107.78	93.63	78.48	62.55	47.33	32.43	16.70	3:19.89	
		Speed (m/s)	12.80	12.44	12.20	12.80	14.13	13.20	12.55	13.14	13.42	12.71	11.98	13.01	
		Stride length (m)	5.45	5.35	5.28	5.51	5.98	5.77	5.46	5.54	5.66	5.45	5.42	5.57	
		Stride duration (s)	0.425	0.431	0.432	0.430	0.423	0.437	0.435	0.422	0.422	0.429	0.452	0.428	
		Stride efficiency (%)	46.34	44.79	43.52	47.40	55.85	52.03	46.59	48.01	50.15	46.40	45.85	48.40	
		Stride count	36.73	37.36	37.90	36.31	33.45	34.66	36.63	36.08	35.30	36.70	36.92	467.16	

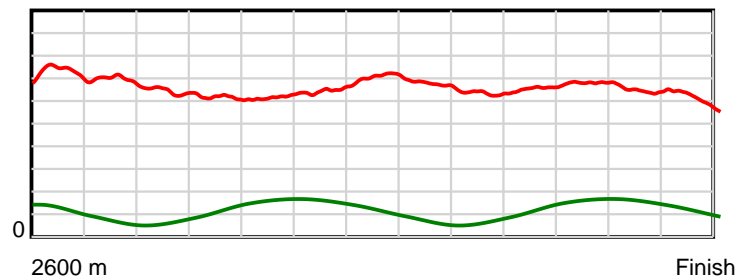
10 m Stride length



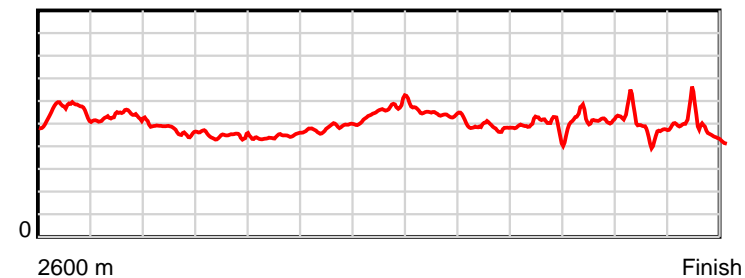
0.6 s Stride duration



20 m/sec Speed



100 % Stride efficiency



Note: Horizontal distance axis grid lines are 200m furlongs.

Disclaimer.

HRNZ and NZMTC and Thoroughbred Ratings Pty Ltd accepts no responsibility for the completeness or accuracy of any of the information contained herein, and makes no representations about its suitability for any particular purpose. Users should make their own judgements about those matters and/or seek independent advice. You assume all risks associated with use of the data provided on this page.