



Race Results

NZ Metropolitan Trotting Club Inc, HRNZ, June 29, 2018

Compilation date: June 29, 2018, 6:39:01 PM (NZST)

Copyright © 2018 HRNZ and NZMTC. All rights reserved.

Trademarks.

StrideMASTER is a registered trademark of Thoroughbred Ratings Pty Ltd.

Disclaimer.

HRNZ and NZMTC and Thoroughbred Ratings Pty Ltd accepts no responsibility for the completeness or accuracy of any of the information contained herein, and makes no representations about its suitability for any particular purpose. Users should make their own judgements about those matters and/or seek independent advice. You assume all risks associated with use of the data provided on this page.



Race Results



June 29, 2018, Race 3, STORER MOTORS MOBILE PACE, Distance 2600m, Addington - Survey 3200m

Result	TAB no.	Horse (Barrier)	2600 to	2400m to
1st	7	Think About Me (7)	2400m	2200m
		Position in running (margin)	-	7(6.7)
		Sectional time (s)	14.34	15.74
		Cumulative time (s)	196.92	182.58
		Speed (m/s)	13.95	12.71
		Stride length (m)	6.20	5.94
		Stride duration (s)	0.444	0.468
		Stride efficiency (%)	59.98	55.14
		Stride count	32.28	33.67

Disclaimer.

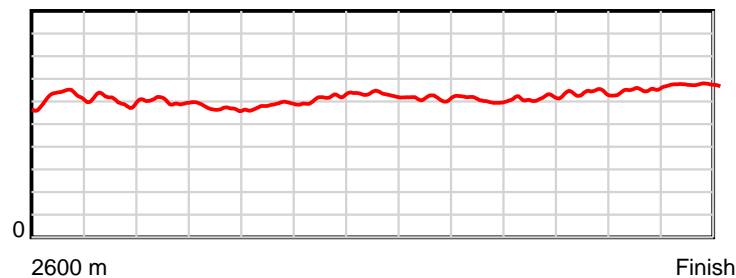
HRNZ and NZMTC and Thoroughbred Ratings Pty Ltd accepts no responsibility for the completeness or accuracy of any of the information contained herein, and makes no representations about its suitability for any particular purpose. Users should make their own judgements about those matters and/or seek independent advice. You assume all risks associated with use of the data provided on this page.

Race Results

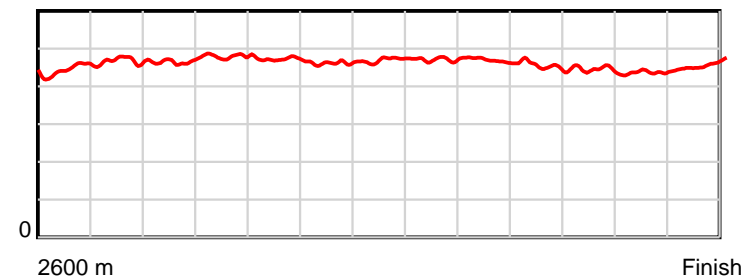
June 29, 2018, Race 3, STORER MOTORS MOBILE PACE, Distance 2600m, Addington - Survey 3200m

Result	TAB no.	Horse (Barrier)	2200m to	2000m to	1800m to	1600m to	1400m to	1200m to	1000m to	800m to	600m to	400m to	200m to	Total or	Margin
1st	7	Think About Me (7)	2000m	1800m	1600m	1400m	1200m	1000m	800m	600m	400m	200m	WP	Average	
		Position in running (margin)	6(6.6)	6(6.5)	5(6.7)	5(6.4)	5(5.2)	5(5.2)	5(4.8)	5(4.1)	2(0.7)	1(0.0)	1(0.0)		0.00
		Sectional time (s)	15.94	16.85	16.50	15.02	15.03	15.56	15.90	14.77	14.21	13.50	13.56		
		Cumulative time (s)	166.84	150.90	134.05	117.55	102.53	87.50	71.94	56.04	41.27	27.06	13.56	3:16.92	
		Speed (m/s)	12.55	11.87	12.12	13.32	13.31	12.85	12.58	13.54	14.07	14.81	14.75	13.20	
		Stride length (m)	5.84	5.70	5.72	6.15	6.25	6.06	5.89	6.15	6.25	6.50	6.76	6.09	
		Stride duration (s)	0.465	0.480	0.472	0.462	0.470	0.471	0.468	0.454	0.444	0.438	0.458	0.462	
		Stride efficiency (%)	53.32	50.82	51.08	59.09	61.13	57.41	54.21	59.09	60.99	65.93	71.35	58.04	
		Stride count	34.24	35.07	34.98	32.52	31.98	33.00	33.96	32.52	32.01	30.79	29.60	426.62	

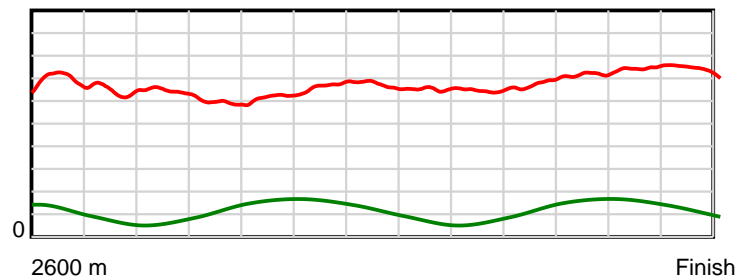
10 m Stride length



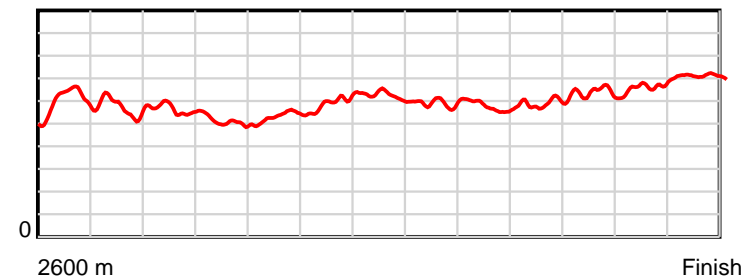
0.6 s Stride duration



20 m/sec Speed



100 % Stride efficiency



Note: Horizontal distance axis grid lines are 200m furlongs.

Disclaimer.

HRNZ and NZMTC and Thoroughbred Ratings Pty Ltd accepts no responsibility for the completeness or accuracy of any of the information contained herein, and makes no representations about its suitability for any particular purpose. Users should make their own judgements about those matters and/or seek independent advice. You assume all risks associated with use of the data provided on this page.



Race Results



June 29, 2018, Race 3, STORER MOTORS MOBILE PACE, Distance 2600m, Addington - Survey 3200m

Result	TAB no.	Horse (Barrier)	2600 to	2400m to
2nd	5	Prestonpans (5)	2400m	2200m
		Position in running (margin)	-	1(0.0)
		Sectional time (s)	13.25	15.76
		Cumulative time (s)	197.31	184.06
		Speed (m/s)	15.10	12.69
		Stride length (m)	6.25	5.89
		Stride duration (s)	0.413	0.464
		Stride efficiency (%)	61.11	54.13
		Stride count	31.98	33.98

Disclaimer.

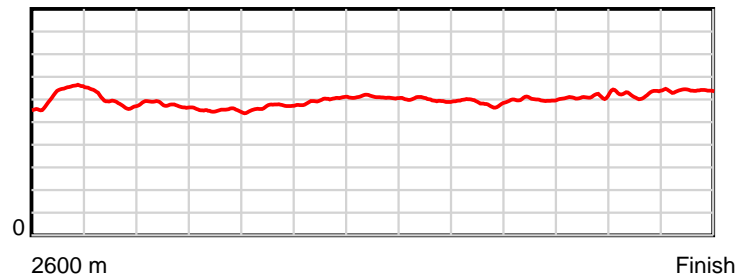
HRNZ and NZMTC and Thoroughbred Ratings Pty Ltd accepts no responsibility for the completeness or accuracy of any of the information contained herein, and makes no representations about its suitability for any particular purpose. Users should make their own judgements about those matters and/or seek independent advice. You assume all risks associated with use of the data provided on this page.

Race Results

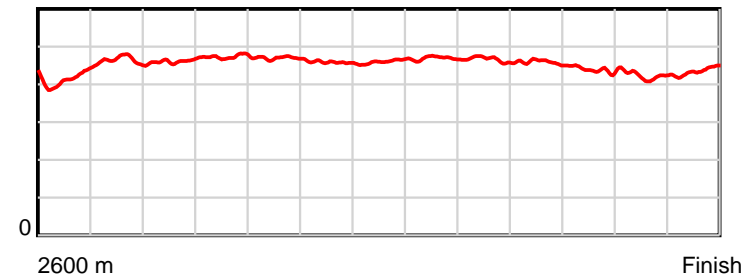
June 29, 2018, Race 3, STORER MOTORS MOBILE PACE, Distance 2600m, Addington - Survey 3200m

Result	TAB no.	Horse (Barrier)	2200m to	2000m to	1800m to	1600m to	1400m to	1200m to	1000m to	800m to	600m to	400m to	200m to	Total or	Margin
2nd	5	Prestonpans (5)	2000m	1800m	1600m	1400m	1200m	1000m	800m	600m	400m	200m	WP	Average	
		Position in running (margin)	1(0.0)	2(0.7)	2(2.3)	2(2.4)	2(1.9)	2(2.0)	2(2.0)	2(2.2)	4(1.9)	4(2.2)	4(2.3)		2.20
		Sectional time (s)	16.07	17.07	16.56	15.14	15.05	15.63	16.05	15.29	14.37	13.51	13.56		
		Cumulative time (s)	168.30	152.23	135.16	118.60	103.46	88.41	72.78	56.73	41.44	27.07	13.56	3:17.31	
		Speed (m/s)	12.45	11.72	12.08	13.21	13.29	12.80	12.46	13.08	13.92	14.80	14.75	13.18	
		Stride length (m)	5.74	5.54	5.68	6.06	6.12	6.00	5.80	6.00	6.11	6.26	6.41	5.98	
		Stride duration (s)	0.461	0.473	0.470	0.458	0.460	0.469	0.466	0.459	0.439	0.423	0.435	0.454	
		Stride efficiency (%)	51.54	48.00	50.38	57.30	58.52	56.26	52.62	56.31	58.41	61.32	64.26	55.89	
		Stride count	34.82	36.08	35.22	33.03	32.68	33.33	34.47	33.32	32.71	31.93	31.19	434.74	

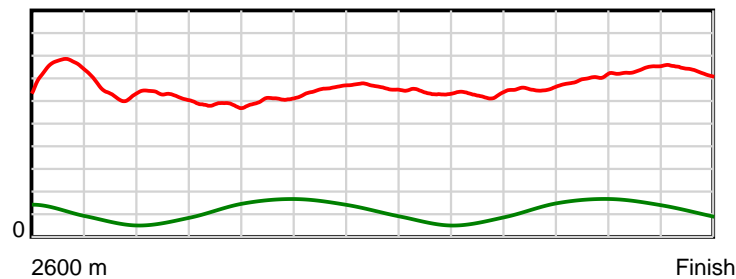
10 m Stride length



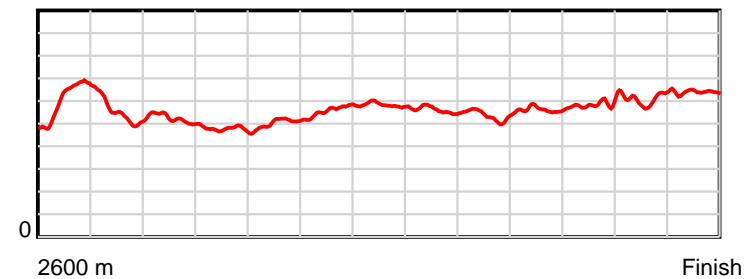
0.6 s Stride duration



20 m/sec Speed



100 % Stride efficiency



Note: Horizontal distance axis grid lines are 200m furlongs.

Disclaimer.

HRNZ and NZMTC and Thoroughbred Ratings Pty Ltd accepts no responsibility for the completeness or accuracy of any of the information contained herein, and makes no representations about its suitability for any particular purpose. Users should make their own judgements about those matters and/or seek independent advice. You assume all risks associated with use of the data provided on this page.



Race Results



June 29, 2018, Race 3, STORER MOTORS MOBILE PACE, Distance 2600m, Addington - Survey 3200m

Result	TAB no.	Horse (Barrier)	2600 to	2400m to
3rd	1	Miss Pinocchio (1)	2400m	2200m
		Position in running (margin)	-	2(1.4)
		Sectional time (s)	13.48	15.84
		Cumulative time (s)	197.60	184.12
		Speed (m/s)	14.84	12.63
		Stride length (m)	6.65	6.37
		Stride duration (s)	0.447	0.505
		Stride efficiency (%)	69.12	63.48
		Stride count	30.07	31.38

Disclaimer.

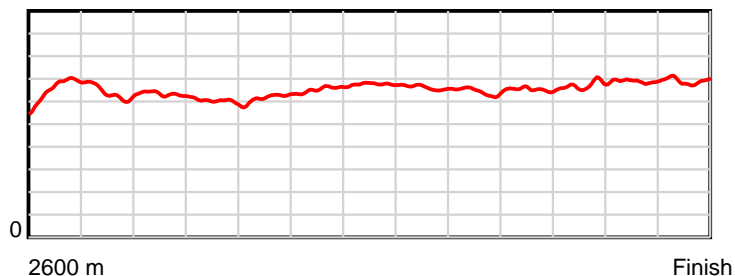
HRNZ and NZMTC and Thoroughbred Ratings Pty Ltd accepts no responsibility for the completeness or accuracy of any of the information contained herein, and makes no representations about its suitability for any particular purpose. Users should make their own judgements about those matters and/or seek independent advice. You assume all risks associated with use of the data provided on this page.

Race Results

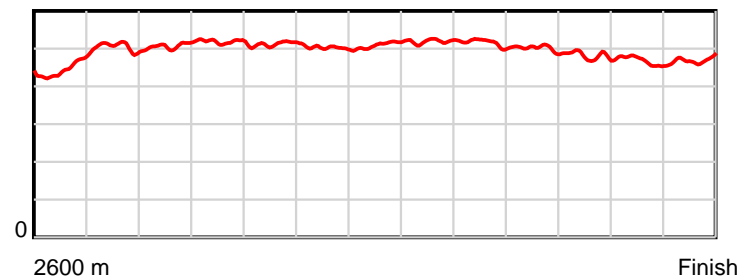
June 29, 2018, Race 3, STORER MOTORS MOBILE PACE, Distance 2600m, Addington - Survey 3200m

Result	TAB no.	Horse (Barrier)	2200m to	2000m to	1800m to	1600m to	1400m to	1200m to	1000m to	800m to	600m to	400m to	200m to	Total or	Margin
3rd	1	Miss Pinocchio (1)	2000m	1800m	1600m	1400m	1200m	1000m	800m	600m	400m	200m	WP	Average	
		Position in running (margin)	3(1.9)	3(2.9)	4(4.8)	3(4.1)	4(3.7)	4(3.8)	4(4.0)	4(4.1)	7(3.8)	7(3.7)	5(3.6)		3.80
		Sectional time (s)	16.12	17.13	16.44	15.16	15.06	15.65	16.03	15.30	14.30	13.47	13.62		
		Cumulative time (s)	168.28	152.16	135.03	118.59	103.43	88.37	72.72	56.69	41.39	27.09	13.62	3:17.60	
		Speed (m/s)	12.41	11.68	12.17	13.19	13.28	12.78	12.48	13.07	13.99	14.85	14.68	13.16	
		Stride length (m)	6.30	6.06	6.23	6.62	6.78	6.64	6.42	6.54	6.72	6.93	6.93	6.54	
		Stride duration (s)	0.508	0.519	0.512	0.502	0.511	0.520	0.515	0.500	0.481	0.467	0.472	0.497	
		Stride efficiency (%)	62.05	57.33	60.61	68.53	71.88	68.90	64.47	66.82	70.57	75.10	74.97	66.91	
		Stride count	31.74	33.02	32.11	30.20	29.49	30.12	31.14	30.58	29.76	28.85	28.88	397.34	

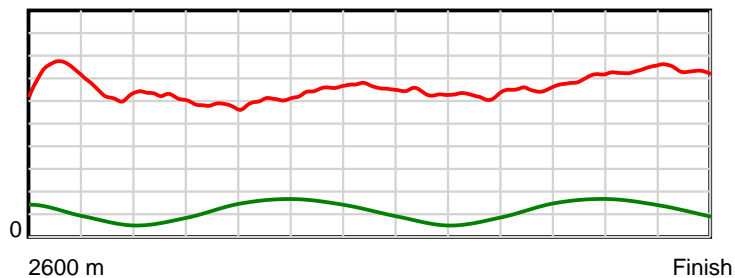
10 m Stride length



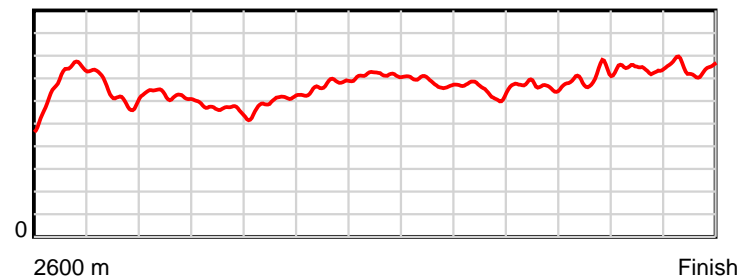
0.6 s Stride duration



20 m/sec Speed



100 % Stride efficiency



Note: Horizontal distance axis grid lines are 200m furlongs.

Disclaimer.

HRNZ and NZMTC and Thoroughbred Ratings Pty Ltd accepts no responsibility for the completeness or accuracy of any of the information contained herein, and makes no representations about its suitability for any particular purpose. Users should make their own judgements about those matters and/or seek independent advice. You assume all risks associated with use of the data provided on this page.



Race Results



June 29, 2018, Race 3, STORER MOTORS MOBILE PACE, Distance 2600m, Addington - Survey 3200m

Result	TAB no.	Horse (Barrier)	2600 to	2400m to
4th	11	Three Ideas (0)	2400m	2200m
		Position in running (margin)	-	9(11.6)
		Sectional time (s)	15.04	15.84
		Cumulative time (s)	197.79	182.75
		Speed (m/s)	13.30	12.63
		Stride length (m)	6.21	5.92
		Stride duration (s)	0.452	0.469
		Stride efficiency (%)	60.28	54.78
		Stride count	32.20	33.78

Disclaimer.

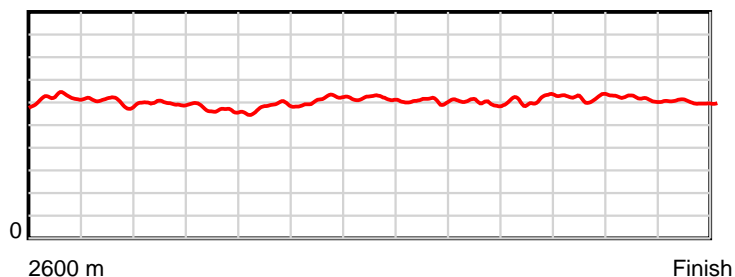
HRNZ and NZMTC and Thoroughbred Ratings Pty Ltd accepts no responsibility for the completeness or accuracy of any of the information contained herein, and makes no representations about its suitability for any particular purpose. Users should make their own judgements about those matters and/or seek independent advice. You assume all risks associated with use of the data provided on this page.

Race Results

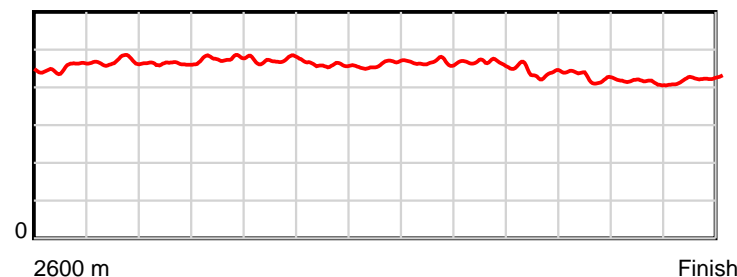
June 29, 2018, Race 3, STORER MOTORS MOBILE PACE, Distance 2600m, Addington - Survey 3200m

Result	TAB no.	Horse (Barrier)	2200m to	2000m to	1800m to	1600m to	1400m to	1200m to	1000m to	800m to	600m to	400m to	200m to	Total or	Margin
4th	11	Three Ideas (0)	2000m	1800m	1600m	1400m	1200m	1000m	800m	600m	400m	200m	WP	Average	
		Position in running (margin)	9(12.0)	9(10.9)	9(10.9)	9(10.6)	9(9.7)	9(9.2)	9(9.1)	8(8.6)	5(2.8)	3(1.0)	3(2.0)		4.90
		Sectional time (s)	15.77	16.80	16.50	15.09	14.94	15.61	15.94	14.37	14.02	13.68	14.19		
		Cumulative time (s)	166.91	151.14	134.34	117.84	102.75	87.81	72.20	56.26	41.89	27.87	14.19	3:17.79	
		Speed (m/s)	12.68	11.90	12.12	13.25	13.39	12.81	12.55	13.92	14.27	14.62	14.09	13.15	
		Stride length (m)	5.87	5.68	5.73	6.10	6.18	5.97	5.83	6.14	6.07	6.04	5.97	5.97	
		Stride duration (s)	0.463	0.477	0.473	0.460	0.461	0.466	0.464	0.441	0.426	0.413	0.424	0.454	
		Stride efficiency (%)	53.80	50.46	51.29	58.07	59.60	55.71	53.05	58.95	57.66	57.05	55.78	55.76	
		Stride count	34.09	35.19	34.91	32.81	32.39	33.50	34.32	32.56	32.92	33.10	33.47	435.24	

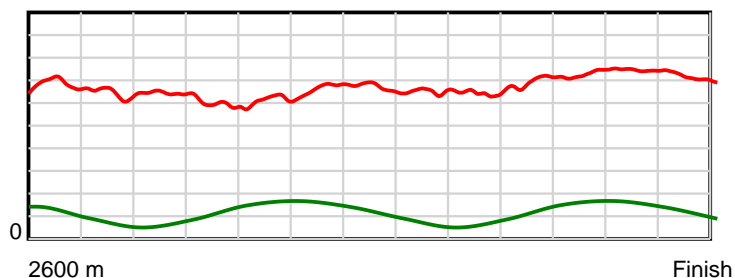
10 m Stride length



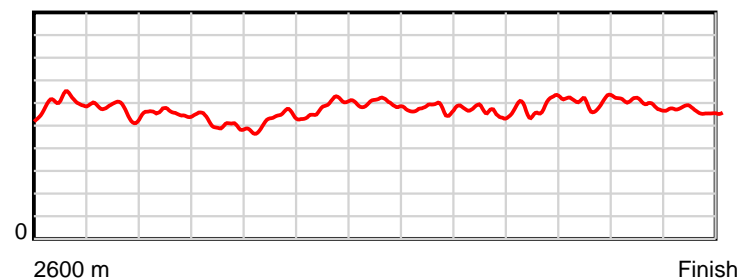
0.6 s Stride duration



20 m/sec Speed



100 % Stride efficiency



Note: Horizontal distance axis grid lines are 200m furlongs.

Disclaimer.

HRNZ and NZMTC and Thoroughbred Ratings Pty Ltd accepts no responsibility for the completeness or accuracy of any of the information contained herein, and makes no representations about its suitability for any particular purpose. Users should make their own judgements about those matters and/or seek independent advice. You assume all risks associated with use of the data provided on this page.



Race Results



June 29, 2018, Race 3, STORER MOTORS MOBILE PACE, Distance 2600m, Addington - Survey 3200m

Result	TAB no.	Horse (Barrier)	2600 to	2400m to
5th	8	Divinia Bellez... (8)	2400m	2200m
		Position in running (margin)	-	10(12.6)
		Sectional time (s)	15.49	16.06
		Cumulative time (s)	197.86	182.37
		Speed (m/s)	12.91	12.45
		Stride length (m)	5.87	5.66
		Stride duration (s)	0.446	0.455
		Stride efficiency (%)	53.76	50.08
		Stride count	34.10	35.33

Disclaimer.

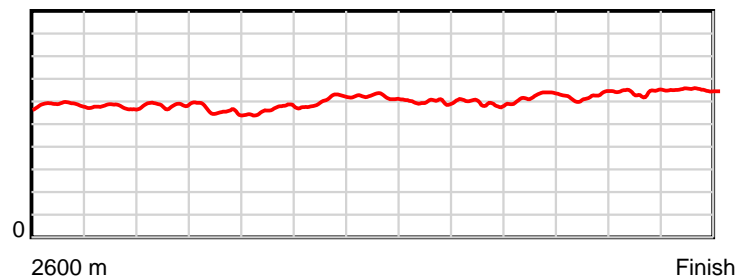
HRNZ and NZMTC and Thoroughbred Ratings Pty Ltd accepts no responsibility for the completeness or accuracy of any of the information contained herein, and makes no representations about its suitability for any particular purpose. Users should make their own judgements about those matters and/or seek independent advice. You assume all risks associated with use of the data provided on this page.

Race Results

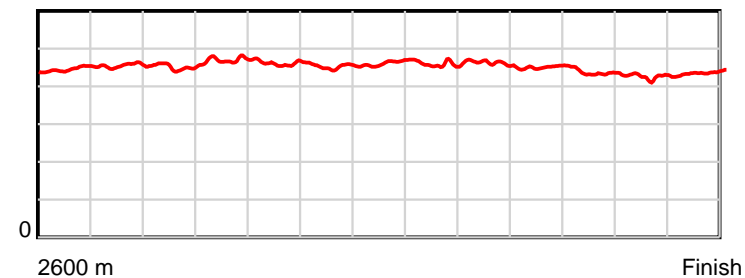
June 29, 2018, Race 3, STORER MOTORS MOBILE PACE, Distance 2600m, Addington - Survey 3200m

Result	TAB no.	Horse (Barrier)	2200m to	2000m to	1800m to	1600m to	1400m to	1200m to	1000m to	800m to	600m to	400m to	200m to	Total or	Margin
5th	8	Divinia Bellez... (8)	2000m	1800m	1600m	1400m	1200m	1000m	800m	600m	400m	200m	WP	Average	
		Position in running (margin)	10(14.4)	10(13.1)	10(13.3)	10(13.2)	10(12.4)	10(11.8)	10(10.6)	10(10.4)	9(5.2)	9(5.8)	9(6.1)		5.20
		Sectional time (s)	15.73	16.84	16.53	15.11	14.93	15.42	15.98	14.47	14.43	13.55	13.32		
		Cumulative time (s)	166.31	150.58	133.74	117.21	102.10	87.17	71.75	55.77	41.30	26.87	13.32	3:17.86	
		Speed (m/s)	12.71	11.88	12.10	13.24	13.40	12.97	12.52	13.82	13.86	14.76	15.02	13.14	
		Stride length (m)	5.75	5.58	5.58	6.00	6.19	5.95	5.78	6.23	6.03	6.28	6.56	5.94	
		Stride duration (s)	0.452	0.470	0.461	0.453	0.462	0.459	0.462	0.451	0.435	0.426	0.437	0.452	
		Stride efficiency (%)	51.64	48.65	48.73	56.24	59.87	55.41	52.12	60.57	56.82	61.69	67.25	55.22	
		Stride count	34.79	35.84	35.82	33.34	32.31	33.59	34.63	32.12	33.17	31.83	30.49	437.36	

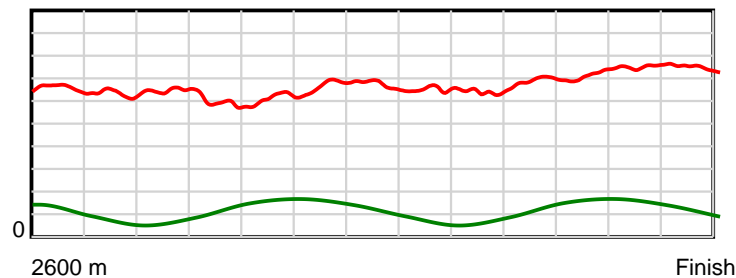
10 m Stride length



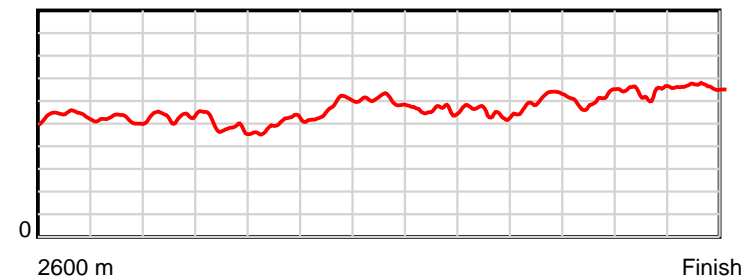
0.6 s Stride duration



20 m/sec Speed



100 % Stride efficiency



Note: Horizontal distance axis grid lines are 200m furlongs.

Disclaimer.

HRNZ and NZMTC and Thoroughbred Ratings Pty Ltd accepts no responsibility for the completeness or accuracy of any of the information contained herein, and makes no representations about its suitability for any particular purpose. Users should make their own judgements about those matters and/or seek independent advice. You assume all risks associated with use of the data provided on this page.



Race Results



June 29, 2018, Race 3, STORER MOTORS MOBILE PACE, Distance 2600m, Addington - Survey 3200m

Result	TAB no.	Horse (Barrier)	2600 to	2400m to
6th	9	Donegal Davy B... (9)	2400m	2200m
		Position in running (margin)	-	11(14.3)
		Sectional time (s)	15.62	16.17
		Cumulative time (s)	198.00	182.38
		Speed (m/s)	12.81	12.37
		Stride length (m)	6.02	5.87
		Stride duration (s)	0.468	0.475
		Stride efficiency (%)	56.65	53.91
		Stride count	33.22	34.05

Disclaimer.

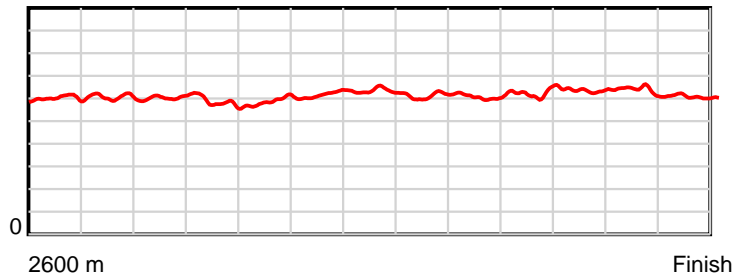
HRNZ and NZMTC and Thoroughbred Ratings Pty Ltd accepts no responsibility for the completeness or accuracy of any of the information contained herein, and makes no representations about its suitability for any particular purpose. Users should make their own judgements about those matters and/or seek independent advice. You assume all risks associated with use of the data provided on this page.

Race Results

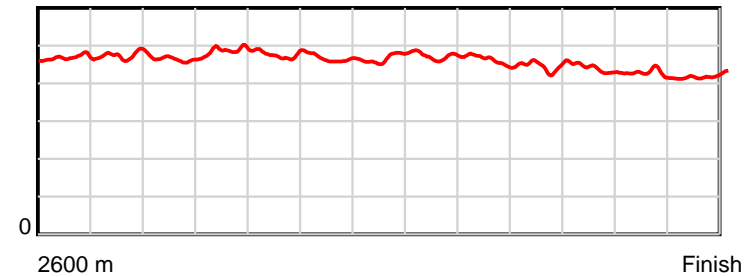
June 29, 2018, Race 3, STORER MOTORS MOBILE PACE, Distance 2600m, Addington - Survey 3200m

Result	TAB no.	Horse (Barrier)	2200m to	2000m to	1800m to	1600m to	1400m to	1200m to	1000m to	800m to	600m to	400m to	200m to	Total or	Margin
6th	9	Donegal Davy B... (9)	2000m	1800m	1600m	1400m	1200m	1000m	800m	600m	400m	200m	WP	Average	
		Position in running (margin)	11(16.7)	11(16.0)	11(15.8)	11(15.1)	11(14.4)	11(12.8)	11(13.2)	11(11.0)	8(4.7)	6(3.3)	7(4.6)		6.00
		Sectional time (s)	15.83	16.78	16.44	15.11	14.76	15.69	15.64	14.30	14.10	13.70	13.86		
		Cumulative time (s)	166.21	150.38	133.60	117.16	102.05	87.29	71.60	55.96	41.66	27.56	13.86	3:18.00	
		Speed (m/s)	12.63	11.92	12.17	13.24	13.55	12.75	12.79	13.99	14.18	14.60	14.43	13.13	
		Stride length (m)	5.86	5.82	5.80	6.16	6.34	6.01	5.88	6.25	6.20	6.21	6.06	6.03	
		Stride duration (s)	0.464	0.488	0.477	0.465	0.468	0.472	0.460	0.447	0.437	0.425	0.420	0.459	
		Stride efficiency (%)	53.69	52.87	52.61	59.24	62.81	56.46	54.07	61.05	60.06	60.18	57.44	56.86	
		Stride count	34.12	34.38	34.47	32.48	31.55	33.27	34.00	32.00	32.26	32.23	32.99	431.02	

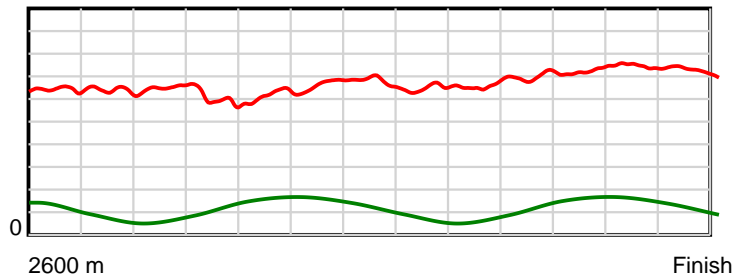
10 m Stride length



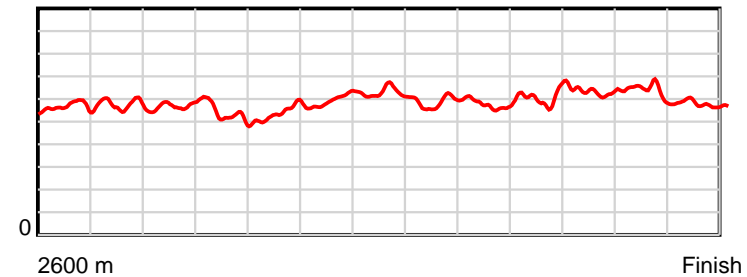
0.6 s Stride duration



20 m/sec Speed



100 % Stride efficiency



Note: Horizontal distance axis grid lines are 200m furlongs.

Disclaimer.

HRNZ and NZMTC and Thoroughbred Ratings Pty Ltd accepts no responsibility for the completeness or accuracy of any of the information contained herein, and makes no representations about its suitability for any particular purpose. Users should make their own judgements about those matters and/or seek independent advice. You assume all risks associated with use of the data provided on this page.



Race Results



June 29, 2018, Race 3, STORER MOTORS MOBILE PACE, Distance 2600m, Addington - Survey 3200m

Result	TAB no.	Horse (Barrier)	2600 to	2400m to
7th	10	Jack Pack (10)	2400m	2200m
		Position in running (margin)	-	4(4.0)
		Sectional time (s)	13.90	15.92
		Cumulative time (s)	198.15	184.25
		Speed (m/s)	14.39	12.56
		Stride length (m)	6.72	6.33
		Stride duration (s)	0.453	0.504
		Stride efficiency (%)	70.64	62.61
		Stride count	29.75	31.60

Disclaimer.

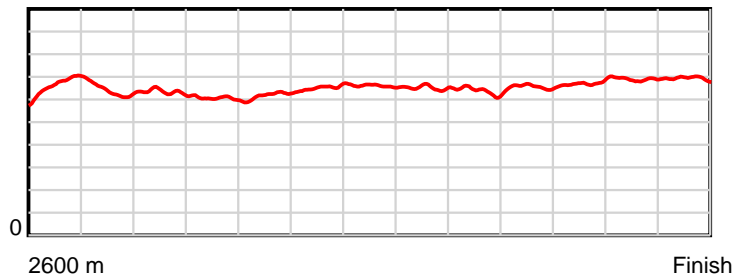
HRNZ and NZMTC and Thoroughbred Ratings Pty Ltd accepts no responsibility for the completeness or accuracy of any of the information contained herein, and makes no representations about its suitability for any particular purpose. Users should make their own judgements about those matters and/or seek independent advice. You assume all risks associated with use of the data provided on this page.

Race Results

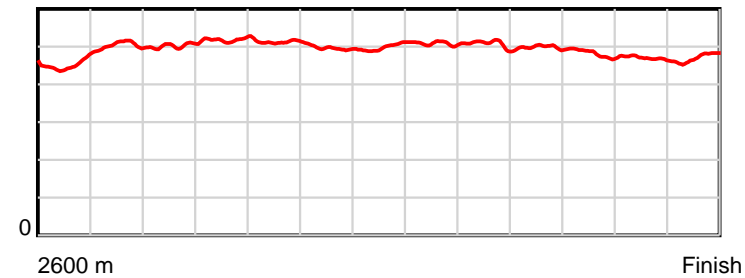
June 29, 2018, Race 3, STORER MOTORS MOBILE PACE, Distance 2600m, Addington - Survey 3200m

Result	TAB no.	Horse (Barrier)	2200m to	2000m to	1800m to	1600m to	1400m to	1200m to	1000m to	800m to	600m to	400m to	200m to	Total or	Margin
7th	10	Jack Pack (10)	2000m	1800m	1600m	1400m	1200m	1000m	800m	600m	400m	200m	WP	Average	
		Position in running (margin)	5(5.0)	5(5.0)	6(7.1)	6(6.9)	6(6.0)	6(6.3)	6(6.4)	7(7.0)	10(5.7)	10(6.0)	10(7.0)		6.90
		Sectional time (s)	15.96	17.15	16.50	15.09	15.08	15.64	16.11	15.14	14.38	13.66	13.62		
		Cumulative time (s)	168.33	152.37	135.22	118.72	103.63	88.55	72.91	56.80	41.66	27.28	13.62	3:18.15	
		Speed (m/s)	12.53	11.66	12.12	13.25	13.26	12.79	12.41	13.21	13.91	14.64	14.68	13.12	
		Stride length (m)	6.29	6.05	6.21	6.57	6.62	6.50	6.28	6.58	6.70	6.87	6.92	6.50	
		Stride duration (s)	0.502	0.519	0.512	0.496	0.499	0.508	0.506	0.498	0.481	0.469	0.472	0.496	
		Stride efficiency (%)	61.86	57.24	60.19	67.49	68.56	66.04	61.67	67.71	70.07	73.76	74.91	66.06	
		Stride count	31.79	33.05	32.23	30.43	30.19	30.76	31.84	30.38	29.87	29.11	28.89	399.89	

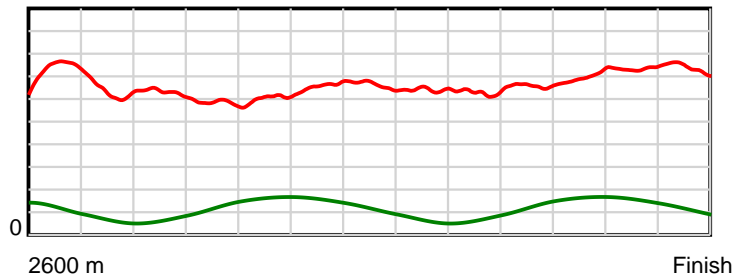
10 m Stride length



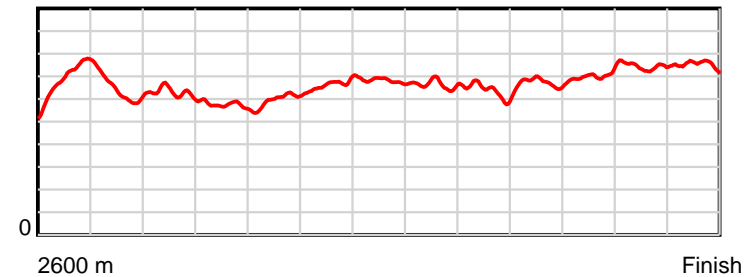
0.6 s Stride duration



20 m/sec Speed



100 % Stride efficiency



Note: Horizontal distance axis grid lines are 200m furlongs.

Disclaimer.

HRNZ and NZMTC and Thoroughbred Ratings Pty Ltd accepts no responsibility for the completeness or accuracy of any of the information contained herein, and makes no representations about its suitability for any particular purpose. Users should make their own judgements about those matters and/or seek independent advice. You assume all risks associated with use of the data provided on this page.



Race Results



June 29, 2018, Race 3, STORER MOTORS MOBILE PACE, Distance 2600m, Addington - Survey 3200m

Result	TAB no.	Horse (Barrier)	2600 to	2400m to
8th	2	Koromiko Eyre (2)	2400m	2200m
		Position in running (margin)	-	3(3.1)
		Sectional time (s)	13.70	15.48
		Cumulative time (s)	198.16	184.46
		Speed (m/s)	14.60	12.92
		Stride length (m)	6.49	6.25
		Stride duration (s)	0.443	0.484
		Stride efficiency (%)	65.81	61.08
		Stride count	30.82	31.99

Disclaimer.

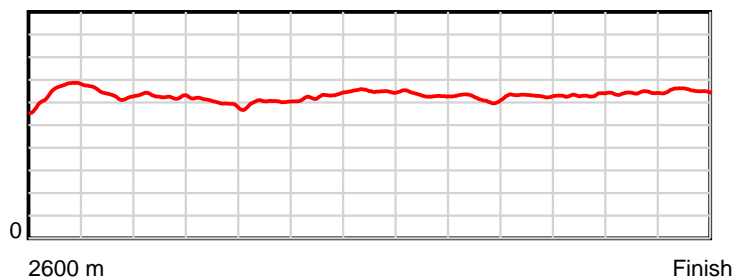
HRNZ and NZMTC and Thoroughbred Ratings Pty Ltd accepts no responsibility for the completeness or accuracy of any of the information contained herein, and makes no representations about its suitability for any particular purpose. Users should make their own judgements about those matters and/or seek independent advice. You assume all risks associated with use of the data provided on this page.

Race Results

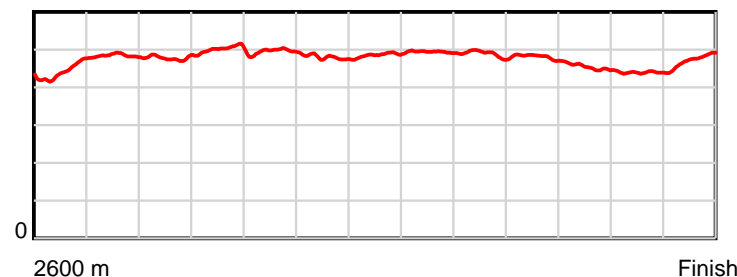
June 29, 2018, Race 3, STORER MOTORS MOBILE PACE, Distance 2600m, Addington - Survey 3200m

Result	TAB no.	Horse (Barrier)	2200m to	2000m to	1800m to	1600m to	1400m to	1200m to	1000m to	800m to	600m to	400m to	200m to	Total or	Margin
8th	2	Koromiko Eyre (2)	2000m	1800m	1600m	1400m	1200m	1000m	800m	600m	400m	200m	WP	Average	
		Position in running (margin)	2(1.4)	1(0.0)	1(0.0)	1(0.0)	1(0.0)	1(0.0)	1(0.0)	1(0.0)	1(0.0)	2(0.5)	2(1.3)		6.90
		Sectional time (s)	15.72	16.81	16.55	15.23	15.03	15.62	16.02	15.35	14.41	13.64	14.60		
		Cumulative time (s)	168.98	153.26	136.45	119.90	104.67	89.64	74.02	58.00	42.65	28.24	14.60	3:18.16	
		Speed (m/s)	12.72	11.90	12.08	13.13	13.31	12.80	12.48	13.03	13.88	14.66	13.70	13.12	
		Stride length (m)	6.09	5.97	5.99	6.29	6.48	6.33	6.10	6.26	6.29	6.44	6.52	6.26	
		Stride duration (s)	0.478	0.501	0.496	0.479	0.487	0.494	0.489	0.480	0.453	0.439	0.476	0.477	
		Stride efficiency (%)	57.92	55.60	56.07	61.83	65.55	62.54	58.14	61.19	61.78	64.73	66.37	61.28	
		Stride count	32.85	33.53	33.39	31.80	30.88	31.61	32.79	31.96	31.81	31.07	30.69	415.19	

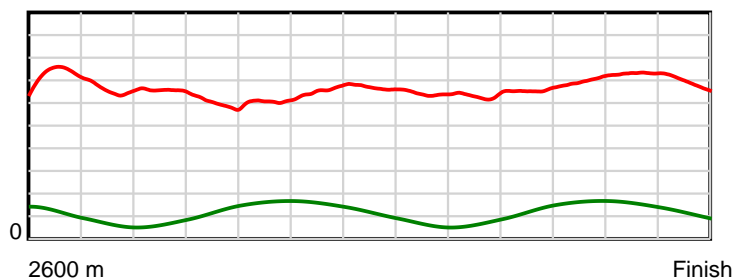
10 m Stride length



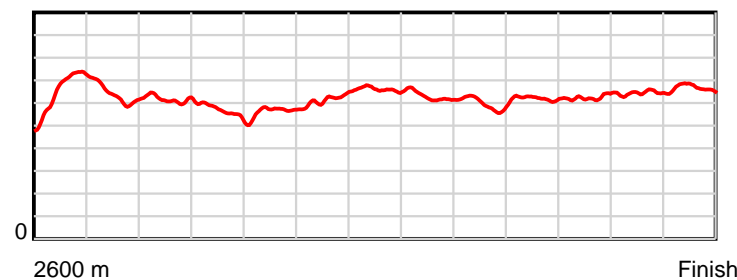
0.6 s Stride duration



20 m/sec Speed



100 % Stride efficiency



Note: Horizontal distance axis grid lines are 200m furlongs.

Disclaimer.

HRNZ and NZMTC and Thoroughbred Ratings Pty Ltd accepts no responsibility for the completeness or accuracy of any of the information contained herein, and makes no representations about its suitability for any particular purpose. Users should make their own judgements about those matters and/or seek independent advice. You assume all risks associated with use of the data provided on this page.



Race Results



June 29, 2018, Race 3, STORER MOTORS MOBILE PACE, Distance 2600m, Addington - Survey 3200m

Result	TAB no.	Horse (Barrier)	2600 to	2400m to
9th	6	Galleons Conno... (6)	2400m	2200m
		Position in running (margin)	-	8(9.0)
		Sectional time (s)	14.61	15.79
		Cumulative time (s)	198.19	183.58
		Speed (m/s)	13.69	12.67
		Stride length (m)	6.71	6.57
		Stride duration (s)	0.490	0.519
		Stride efficiency (%)	70.26	67.48
		Stride count	29.83	30.44

Disclaimer.

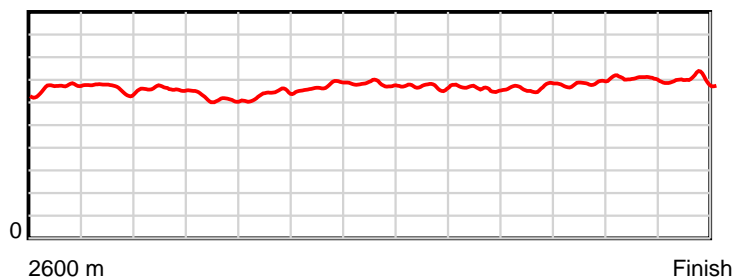
HRNZ and NZMTC and Thoroughbred Ratings Pty Ltd accepts no responsibility for the completeness or accuracy of any of the information contained herein, and makes no representations about its suitability for any particular purpose. Users should make their own judgements about those matters and/or seek independent advice. You assume all risks associated with use of the data provided on this page.

Race Results

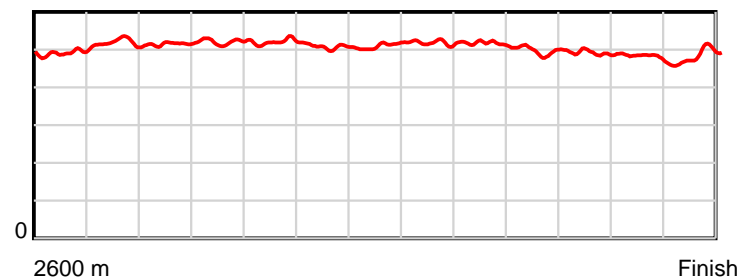
June 29, 2018, Race 3, STORER MOTORS MOBILE PACE, Distance 2600m, Addington - Survey 3200m

Result	TAB no.	Horse (Barrier)	2200m to	2000m to	1800m to	1600m to	1400m to	1200m to	1000m to	800m to	600m to	400m to	200m to	Total or	Margin
9th	6	Galleons Conno... (6)	2000m	1800m	1600m	1400m	1200m	1000m	800m	600m	400m	200m	WP	Average	
		Position in running (margin)	8(9.2)	8(8.5)	7(8.8)	7(8.4)	7(7.1)	7(7.2)	7(6.7)	6(6.3)	6(3.1)	8(4.2)	8(5.8)		7.10
		Sectional time (s)	15.84	16.85	16.48	15.02	15.04	15.53	15.95	14.81	14.52	13.76	13.99		
		Cumulative time (s)	167.79	151.95	135.10	118.62	103.60	88.56	73.03	57.08	42.27	27.75	13.99	3:18.19	
		Speed (m/s)	12.63	11.87	12.14	13.32	13.30	12.88	12.54	13.50	13.77	14.53	14.30	13.12	
		Stride length (m)	6.50	6.19	6.31	6.76	6.79	6.68	6.47	6.71	6.76	6.95	6.96	6.63	
		Stride duration (s)	0.515	0.522	0.520	0.508	0.510	0.519	0.516	0.497	0.491	0.478	0.487	0.506	
		Stride efficiency (%)	66.09	59.85	62.26	71.38	72.00	69.65	65.35	70.36	71.44	75.59	75.64	68.79	
		Stride count	30.75	32.32	31.69	29.59	29.46	29.96	30.93	29.81	29.58	28.76	28.75	391.87	

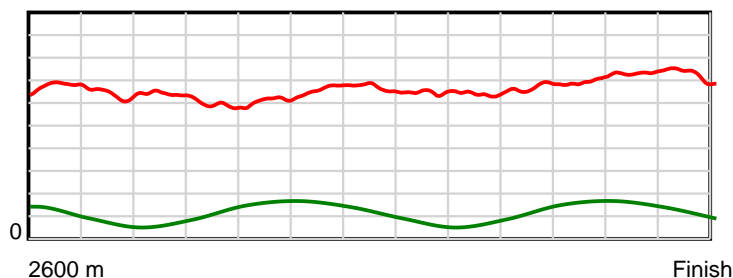
10 m Stride length



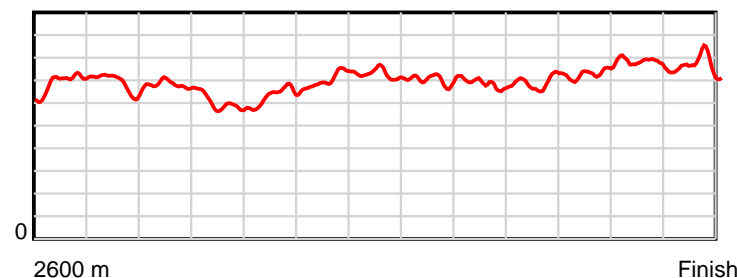
0.6 s Stride duration



20 m/sec Speed



100 % Stride efficiency



Note: Horizontal distance axis grid lines are 200m furlongs.

Disclaimer.

HRNZ and NZMTC and Thoroughbred Ratings Pty Ltd accepts no responsibility for the completeness or accuracy of any of the information contained herein, and makes no representations about its suitability for any particular purpose. Users should make their own judgements about those matters and/or seek independent advice. You assume all risks associated with use of the data provided on this page.



Race Results



June 29, 2018, Race 3, STORER MOTORS MOBILE PACE, Distance 2600m, Addington - Survey 3200m

Result	TAB no.	Horse (Barrier)	2600 to	2400m to
10th	4	Tabitha Franco (4)	2400m	2200m
		Position in running (margin)	-	5(4.9)
		Sectional time (s)	13.98	15.73
		Cumulative time (s)	198.22	184.24
		Speed (m/s)	14.31	12.71
		Stride length (m)	6.56	6.18
		Stride duration (s)	0.459	0.486
		Stride efficiency (%)	67.22	59.60
		Stride count	30.49	32.38

Disclaimer.

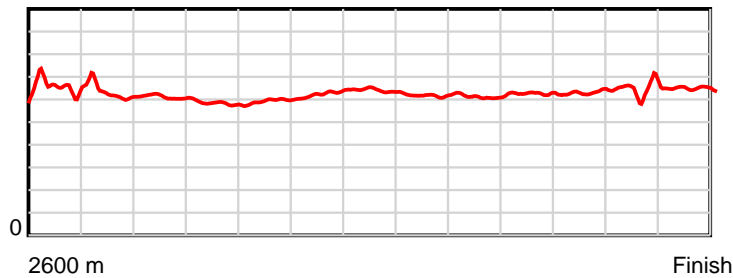
HRNZ and NZMTC and Thoroughbred Ratings Pty Ltd accepts no responsibility for the completeness or accuracy of any of the information contained herein, and makes no representations about its suitability for any particular purpose. Users should make their own judgements about those matters and/or seek independent advice. You assume all risks associated with use of the data provided on this page.

Race Results

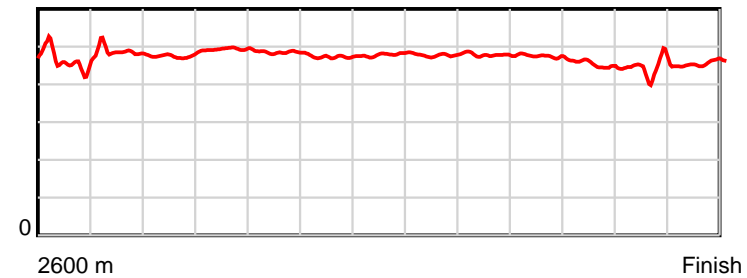
June 29, 2018, Race 3, STORER MOTORS MOBILE PACE, Distance 2600m, Addington - Survey 3200m

Result	TAB no.	Horse (Barrier)	2200m to	2000m to	1800m to	1600m to	1400m to	1200m to	1000m to	800m to	600m to	400m to	200m to	Total or	Margin
10th	4	Tabitha Franco (4)	2000m	1800m	1600m	1400m	1200m	1000m	800m	600m	400m	200m	WP	Average	
		Position in running (margin)	4(4.7)	4(4.3)	3(4.6)	4(4.3)	3(3.4)	3(2.9)	3(2.9)	3(2.4)	3(1.3)	5(2.5)	6(4.4)		7.20
		Sectional time (s)	15.88	16.87	16.48	15.09	14.94	15.61	15.94	15.16	14.53	13.82	14.19		
		Cumulative time (s)	168.51	152.63	135.76	119.28	104.19	89.25	73.64	57.70	42.54	28.01	14.19	3:18.22	
		Speed (m/s)	12.59	11.86	12.14	13.25	13.39	12.81	12.55	13.19	13.76	14.47	14.09	13.12	
		Stride length (m)	5.99	5.85	5.88	6.26	6.42	6.12	5.99	6.25	6.21	6.43	6.43	6.19	
		Stride duration (s)	0.476	0.493	0.485	0.473	0.479	0.478	0.478	0.474	0.451	0.444	0.456	0.472	
		Stride efficiency (%)	56.07	53.43	54.06	61.30	64.32	58.49	56.15	61.00	60.34	64.51	64.66	59.88	
		Stride count	33.39	34.20	34.00	31.93	31.17	32.69	33.36	32.01	32.19	31.13	31.09	420.03	

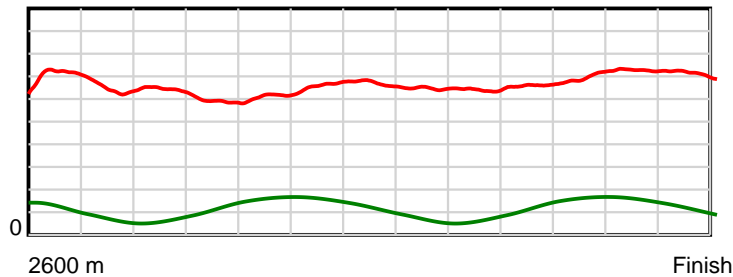
10 m Stride length



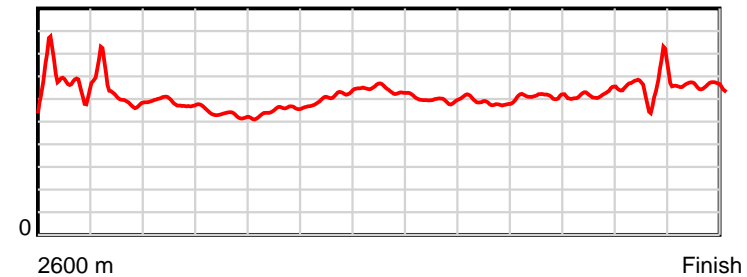
0.6 s Stride duration



20 m/sec Speed



100 % Stride efficiency



Note: Horizontal distance axis grid lines are 200m furlongs.

Disclaimer.

HRNZ and NZMTC and Thoroughbred Ratings Pty Ltd accepts no responsibility for the completeness or accuracy of any of the information contained herein, and makes no representations about its suitability for any particular purpose. Users should make their own judgements about those matters and/or seek independent advice. You assume all risks associated with use of the data provided on this page.



Race Results



June 29, 2018, Race 3, STORER MOTORS MOBILE PACE, Distance 2600m, Addington - Survey 3200m

Result	TAB no.	Horse (Barrier)	2600 to	2400m to
11th	3	Gotta Party Do... (3)	2400m	2200m
		Position in running (margin)	-	6(6.4)
		Sectional time (s)	14.29	15.83
		Cumulative time (s)	199.14	184.85
		Speed (m/s)	14.00	12.63
		Stride length (m)	6.19	6.01
		Stride duration (s)	0.440	0.476
		Stride efficiency (%)	59.86	56.41
		Stride count	32.31	33.29

Disclaimer.

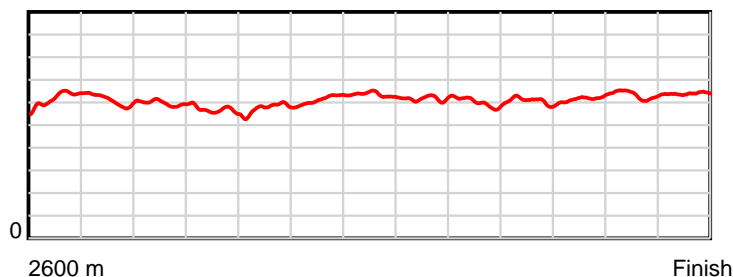
HRNZ and NZMTC and Thoroughbred Ratings Pty Ltd accepts no responsibility for the completeness or accuracy of any of the information contained herein, and makes no representations about its suitability for any particular purpose. Users should make their own judgements about those matters and/or seek independent advice. You assume all risks associated with use of the data provided on this page.

Race Results

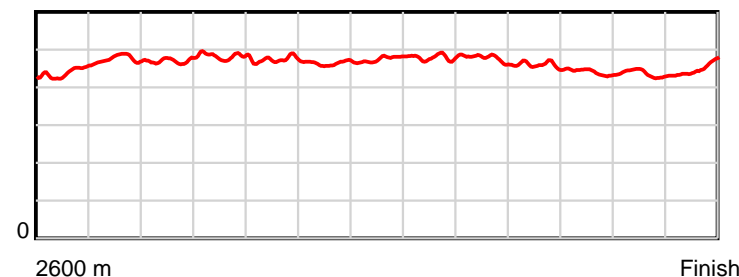
June 29, 2018, Race 3, STORER MOTORS MOBILE PACE, Distance 2600m, Addington - Survey 3200m

Result	TAB no.	Horse (Barrier)	2200m to	2000m to	1800m to	1600m to	1400m to	1200m to	1000m to	800m to	600m to	400m to	200m to	Total or	Margin
11th	3	Gotta Party Do... (3)	2000m	1800m	1600m	1400m	1200m	1000m	800m	600m	400m	200m	WP	Average	
		Position in running (margin)	7(6.8)	7(7.1)	8(8.9)	8(8.6)	8(7.9)	8(8.0)	8(7.9)	9(8.8)	11(8.1)	11(8.4)	11(9.8)		12.40
		Sectional time (s)	16.00	17.10	16.50	15.11	15.06	15.59	16.17	15.24	14.36	13.74	14.15		
		Cumulative time (s)	169.02	153.02	135.92	119.42	104.31	89.25	73.66	57.49	42.25	27.89	14.15	3:19.14	
		Speed (m/s)	12.50	11.70	12.12	13.24	13.28	12.83	12.37	13.12	13.93	14.56	14.13	13.06	
		Stride length (m)	5.88	5.66	5.73	6.15	6.30	6.15	5.89	6.02	6.13	6.35	6.36	6.05	
		Stride duration (s)	0.470	0.484	0.473	0.464	0.475	0.480	0.476	0.459	0.440	0.436	0.450	0.464	
		Stride efficiency (%)	53.95	50.02	51.30	59.04	62.12	59.16	54.26	56.71	58.65	62.96	63.28	57.29	
		Stride count	34.04	35.35	34.91	32.54	31.72	32.51	33.94	33.20	32.65	31.51	31.43	429.40	

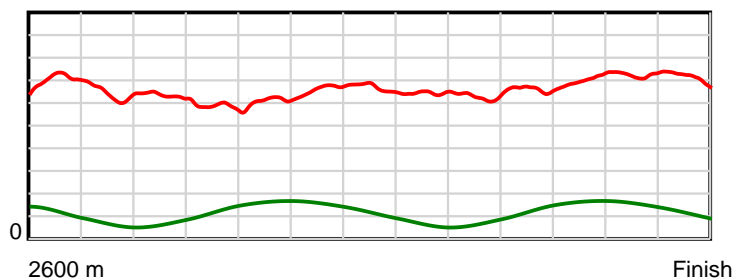
10 m Stride length



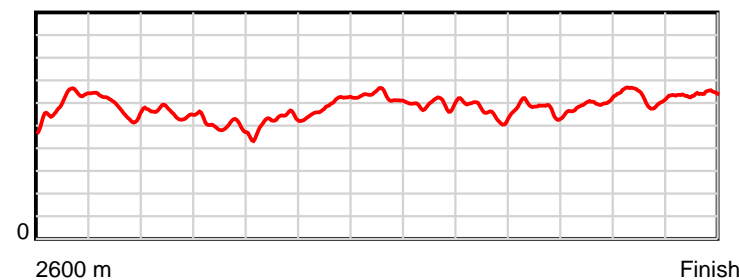
0.6 s Stride duration



20 m/sec Speed



100 % Stride efficiency



Note: Horizontal distance axis grid lines are 200m furlongs.

Disclaimer.

HRNZ and NZMTC and Thoroughbred Ratings Pty Ltd accepts no responsibility for the completeness or accuracy of any of the information contained herein, and makes no representations about its suitability for any particular purpose. Users should make their own judgements about those matters and/or seek independent advice. You assume all risks associated with use of the data provided on this page.