



Race Results

NZ Metropolitan Trotting Club Inc, HRNZ, June 29, 2018

Compilation date: June 29, 2018, 7:17:44 PM (NZST)

Copyright © 2018 HRNZ and NZMTC. All rights reserved.

Trademarks.

StrideMASTER is a registered trademark of Thoroughbred Ratings Pty Ltd.

Disclaimer.

HRNZ and NZMTC and Thoroughbred Ratings Pty Ltd accepts no responsibility for the completeness or accuracy of any of the information contained herein, and makes no representations about its suitability for any particular purpose. Users should make their own judgements about those matters and/or seek independent advice. You assume all risks associated with use of the data provided on this page.



Race Results



June 29, 2018, Race 4, HILLSIDE ITM HANDICAP TROT, Distance 2600m, Addington - Survey 3200m

Result	TAB no.	Horse (Barrier)	2600 to	2400m to
1st	10	The Dominator (0)	2400m	2200m
		Position in running (margin)	-	7(14.3)
		Sectional time (s)	-182.10	15.13
		Cumulative time (s)	.37	182.47
		Speed (m/s)	-1.10	13.22
		Stride length (m)	5.85	6.42
		Stride duration (s)	0.498	0.485
		Stride efficiency (%)	53.56	64.33
		Stride count	34.16	31.17

Disclaimer.

HRNZ and NZMTC and Thoroughbred Ratings Pty Ltd accepts no responsibility for the completeness or accuracy of any of the information contained herein, and makes no representations about its suitability for any particular purpose. Users should make their own judgements about those matters and/or seek independent advice. You assume all risks associated with use of the data provided on this page.



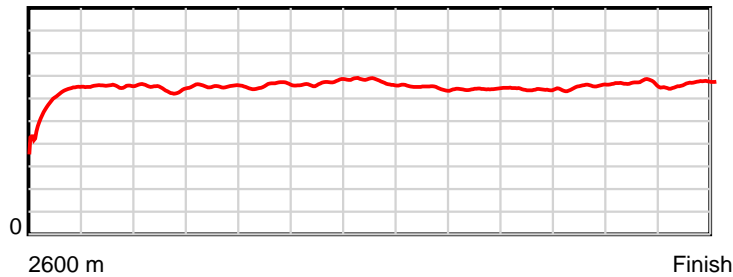
Race Results



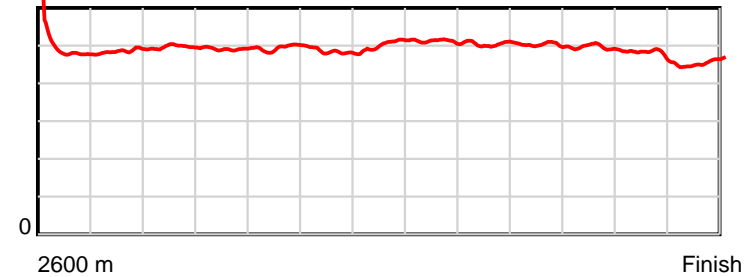
June 29, 2018, Race 4, HILLSIDE ITM HANDICAP TROT, Distance 2600m, Addington - Survey 3200m

Result	TAB no.	Horse (Barrier)	2200m to	2000m to	1800m to	1600m to	1400m to	1200m to	1000m to	800m to	600m to	400m to	200m to	Total or	Margin
1st	10	The Dominator (0)	2000m	1800m	1600m	1400m	1200m	1000m	800m	600m	400m	200m	WP	Average	
		Position in running (margin)	7(14.1)	7(11.6)	7(11.6)	7(13.8)	7(11.1)	6(6.5)	4(4.0)	4(3.3)	4(2.0)	3(2.2)	3(1.5)		0.00
		Sectional time (s)	15.66	15.02	15.37	14.74	15.03	15.95	16.01	15.70	15.53	14.68	13.65		
		Cumulative time (s)	167.34	151.68	136.66	121.29	106.55	91.52	75.57	59.56	43.86	28.33	13.65	0:00.37	
		Speed (m/s)	12.77	13.32	13.01	13.57	13.31	12.54	12.49	12.74	12.88	13.62	14.65	6986.94	
		Stride length (m)	6.34	6.55	6.44	6.56	6.73	6.41	6.31	6.39	6.37	6.48	6.69	6.42	
		Stride duration (s)	0.496	0.492	0.495	0.483	0.505	0.511	0.505	0.501	0.494	0.475	0.457	0.001	
		Stride efficiency (%)	62.79	67.01	64.82	67.21	70.72	64.23	62.17	63.73	63.35	65.54	69.91	64.36	
		Stride count	31.55	30.54	31.05	30.50	29.73	31.20	31.71	31.32	31.41	30.88	29.90	405.12	

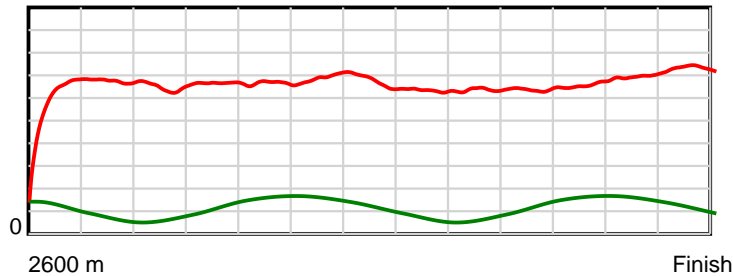
10 m Stride length



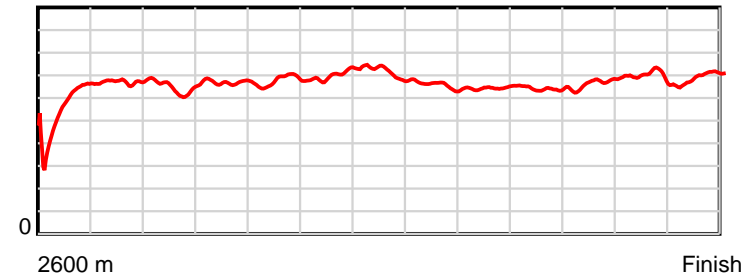
0.6 s Stride duration



20 m/sec Speed



100 % Stride efficiency



Note: Horizontal distance axis grid lines are 200m furlongs.

Disclaimer.

HRNZ and NZMTC and Thoroughbred Ratings Pty Ltd accepts no responsibility for the completeness or accuracy of any of the information contained herein, and makes no representations about its suitability for any particular purpose. Users should make their own judgements about those matters and/or seek independent advice. You assume all risks associated with use of the data provided on this page.



Race Results



June 29, 2018, Race 4, HILLSIDE ITM HANDICAP TROT, Distance 2600m, Addington - Survey 3200m

Result	TAB no.	Horse (Barrier)	2600 to	2400m to
2nd	11	Trouble Giero (5)	2400m	2200m
		Position in running (margin)	-	9(17.2)
		Sectional time (s)	-181.56	15.01
		Cumulative time (s)	.47	182.03
		Speed (m/s)	-1.10	13.32
		Stride length (m)	5.49	5.86
		Stride duration (s)	0.447	0.440
		Stride efficiency (%)	47.10	53.74
		Stride count	36.43	34.10

Disclaimer.

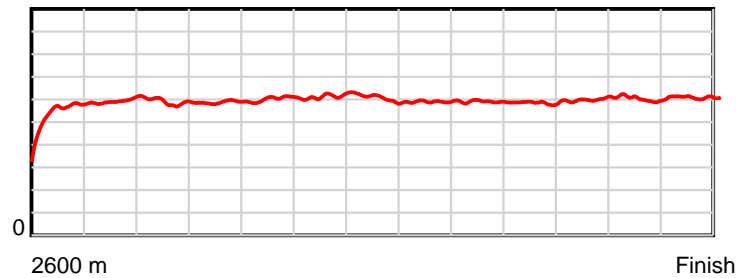
HRNZ and NZMTC and Thoroughbred Ratings Pty Ltd accepts no responsibility for the completeness or accuracy of any of the information contained herein, and makes no representations about its suitability for any particular purpose. Users should make their own judgements about those matters and/or seek independent advice. You assume all risks associated with use of the data provided on this page.

Race Results

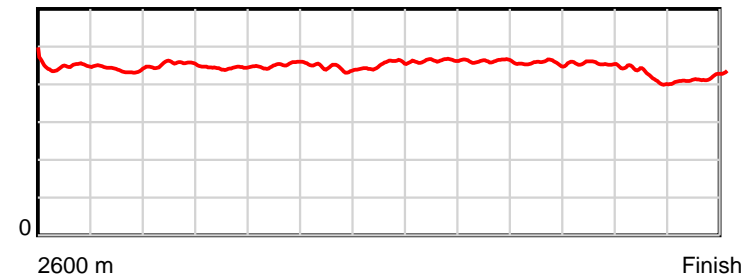
June 29, 2018, Race 4, HILLSIDE ITM HANDICAP TROT, Distance 2600m, Addington - Survey 3200m

Result	TAB no.	Horse (Barrier)	2200m to	2000m to	1800m to	1600m to	1400m to	1200m to	1000m to	800m to	600m to	400m to	200m to	Total or	Margin
2nd	11	Trouble Giero (5)	2000m	1800m	1600m	1400m	1200m	1000m	800m	600m	400m	200m	WP	Average	
		Position in running (margin)	8(16.3)	9(13.4)	9(13.6)	9(15.5)	9(12.9)	8(8.4)	7(6.0)	6(5.0)	5(3.7)	6(3.9)	2(1.3)		0.80
		Sectional time (s)	15.58	15.05	15.32	14.75	15.04	15.98	15.96	15.69	15.54	14.35	13.76		
		Cumulative time (s)	167.02	151.44	136.39	121.07	106.32	91.28	75.30	59.34	43.65	28.11	13.76	0:00.47	
		Speed (m/s)	12.84	13.29	13.05	13.56	13.30	12.52	12.53	12.75	12.87	13.94	14.53	5507.04	
		Stride length (m)	5.82	5.90	5.89	6.02	6.03	5.80	5.78	5.82	5.84	5.86	6.09	5.86	
		Stride duration (s)	0.454	0.444	0.452	0.444	0.454	0.463	0.461	0.457	0.454	0.421	0.419	0.001	
		Stride efficiency (%)	53.02	54.41	54.29	56.64	56.88	52.51	52.23	52.96	53.27	53.73	57.90	53.65	
		Stride count	34.34	33.90	33.93	33.22	33.15	34.50	34.60	34.36	34.25	34.11	32.86	443.75	

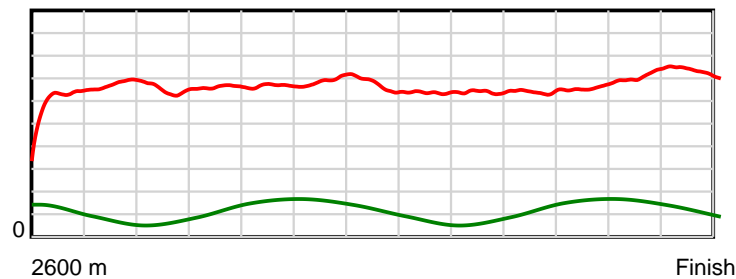
10 m Stride length



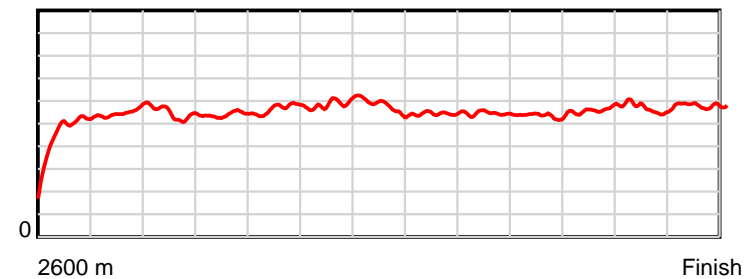
0.6 s Stride duration



20 m/sec Speed



100 % Stride efficiency



Note: Horizontal distance axis grid lines are 200m furlongs.

Disclaimer.

HRNZ and NZMTC and Thoroughbred Ratings Pty Ltd accepts no responsibility for the completeness or accuracy of any of the information contained herein, and makes no representations about its suitability for any particular purpose. Users should make their own judgements about those matters and/or seek independent advice. You assume all risks associated with use of the data provided on this page.



Race Results



June 29, 2018, Race 4, HILLSIDE ITM HANDICAP TROT, Distance 2600m, Addington - Survey 3200m

Result	TAB no.	Horse (Barrier)	2600 to	2400m to
3rd	5	Ruthless Kayla (9)	2400m	2200m
		Position in running (margin)	-	2(1.5)
		Sectional time (s)	-184.16	15.41
		Cumulative time (s)	.77	184.93
		Speed (m/s)	-1.09	12.98
		Stride length (m)	5.50	5.99
		Stride duration (s)	0.460	0.462
		Stride efficiency (%)	47.28	56.11
		Stride count	36.36	33.38

Disclaimer.

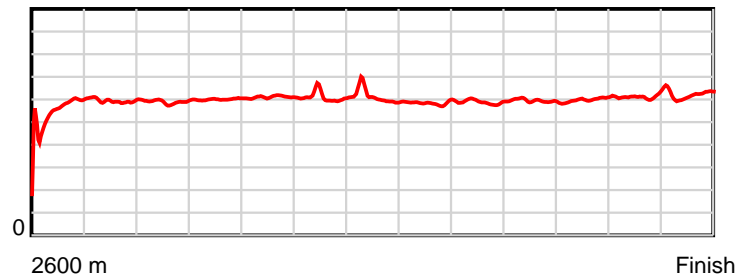
HRNZ and NZMTC and Thoroughbred Ratings Pty Ltd accepts no responsibility for the completeness or accuracy of any of the information contained herein, and makes no representations about its suitability for any particular purpose. Users should make their own judgements about those matters and/or seek independent advice. You assume all risks associated with use of the data provided on this page.

Race Results

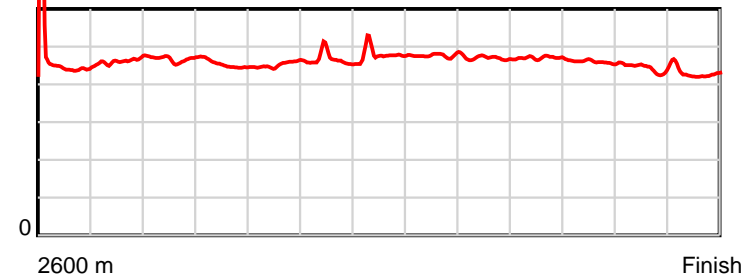
June 29, 2018, Race 4, HILLSIDE ITM HANDICAP TROT, Distance 2600m, Addington - Survey 3200m

Result	TAB no.	Horse (Barrier)	2200m to	2000m to	1800m to	1600m to	1400m to	1200m to	1000m to	800m to	600m to	400m to	200m to	Total or	Margin
3rd	5	Ruthless Kayla (9)	2000m	1800m	1600m	1400m	1200m	1000m	800m	600m	400m	200m	WP	Average	
		Position in running (margin)	2(2.9)	2(2.2)	3(2.7)	3(2.8)	3(4.2)	4(3.8)	5(4.1)	5(4.0)	6(3.9)	5(3.7)	4(2.2)		2.40
		Sectional time (s)	15.94	15.10	15.04	15.40	15.72	16.43	16.11	15.89	15.48	14.54	13.87		
		Cumulative time (s)	169.52	153.58	138.48	123.44	108.04	92.32	75.89	59.78	43.89	28.41	13.87	0:00.77	
		Speed (m/s)	12.55	13.25	13.30	12.99	12.72	12.17	12.41	12.59	12.92	13.76	14.42	3367.34	
		Stride length (m)	5.86	6.00	6.02	5.99	6.08	5.81	5.82	5.92	5.94	6.12	6.16	5.93	
		Stride duration (s)	0.467	0.453	0.453	0.461	0.478	0.477	0.468	0.470	0.459	0.445	0.427	0.002	
		Stride efficiency (%)	53.70	56.19	56.65	55.99	57.74	52.67	52.87	54.75	55.07	58.62	59.34	55.02	
		Stride count	34.12	33.35	33.22	33.41	32.90	34.45	34.38	33.79	33.69	32.65	32.46	438.16	

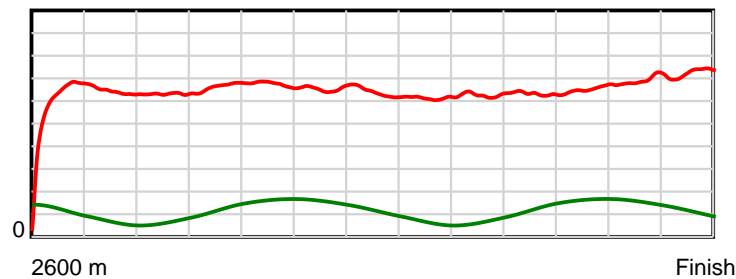
10 m Stride length



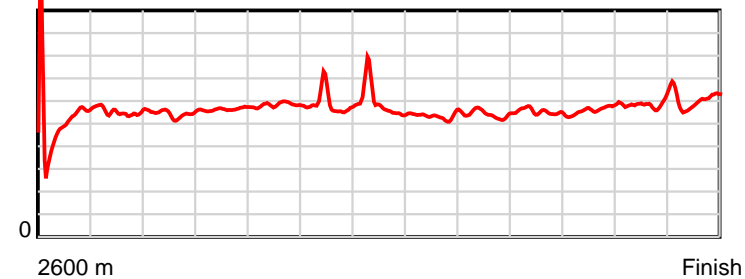
0.5 s Stride duration



20 m/sec Speed



100 % Stride efficiency



Note: Horizontal distance axis grid lines are 200m furlongs.

Disclaimer.

HRNZ and NZMTC and Thoroughbred Ratings Pty Ltd accepts no responsibility for the completeness or accuracy of any of the information contained herein, and makes no representations about its suitability for any particular purpose. Users should make their own judgements about those matters and/or seek independent advice. You assume all risks associated with use of the data provided on this page.



Race Results



June 29, 2018, Race 4, HILLSIDE ITM HANDICAP TROT, Distance 2600m, Addington - Survey 3200m

Result	TAB no.	Horse (Barrier)	2600 to	2400m to
4th	1	Red Hot Rocket (3)	2400m	2200m
		Position in running (margin)	-	4(7.5)
		Sectional time (s)	-183.30	15.31
		Cumulative time (s)	.77	184.07
		Speed (m/s)	-1.09	13.06
		Stride length (m)	5.40	5.83
		Stride duration (s)	0.477	0.447
		Stride efficiency (%)	45.60	53.20
		Stride count	37.02	34.28

Disclaimer.

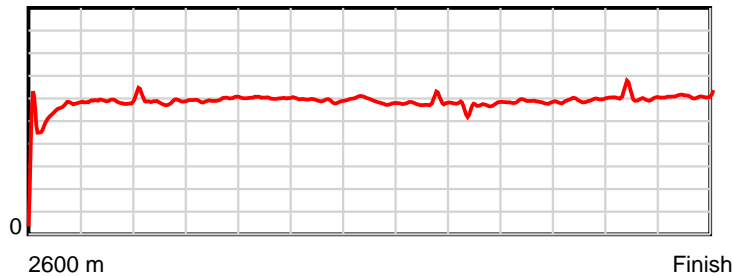
HRNZ and NZMTC and Thoroughbred Ratings Pty Ltd accepts no responsibility for the completeness or accuracy of any of the information contained herein, and makes no representations about its suitability for any particular purpose. Users should make their own judgements about those matters and/or seek independent advice. You assume all risks associated with use of the data provided on this page.

Race Results

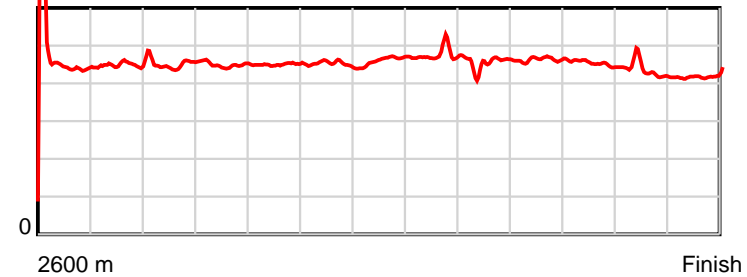
June 29, 2018, Race 4, HILLSIDE ITM HANDICAP TROT, Distance 2600m, Addington - Survey 3200m

Result	TAB no.	Horse (Barrier)	2200m to	2000m to	1800m to	1600m to	1400m to	1200m to	1000m to	800m to	600m to	400m to	200m to	Total or	Margin
4th	1	Red Hot Rocket (3)	2000m	1800m	1600m	1400m	1200m	1000m	800m	600m	400m	200m	WP	Average	
		Position in running (margin)	4(8.4)	4(4.6)	4(5.0)	4(5.5)	4(6.5)	5(6.1)	6(6.0)	7(6.1)	7(5.7)	7(5.5)	8(3.9)		2.60
		Sectional time (s)	15.43	15.08	15.10	15.34	15.72	16.36	16.15	15.84	15.47	14.54	13.73		
		Cumulative time (s)	168.76	153.33	138.25	123.15	107.81	92.09	75.73	59.58	43.74	28.27	13.73	0:00.77	
		Speed (m/s)	12.96	13.26	13.25	13.04	12.72	12.22	12.38	12.63	12.93	13.76	14.57	3367.34	
		Stride length (m)	5.85	5.95	5.96	5.89	5.87	5.79	5.62	5.85	5.85	5.95	6.14	5.84	
		Stride duration (s)	0.452	0.449	0.450	0.452	0.462	0.474	0.454	0.464	0.452	0.433	0.421	0.002	
		Stride efficiency (%)	53.51	55.36	55.46	54.16	53.88	52.41	49.35	53.55	53.44	55.38	58.87	53.26	
		Stride count	34.18	33.60	33.57	33.97	34.06	34.54	35.59	34.17	34.20	33.60	32.58	445.36	

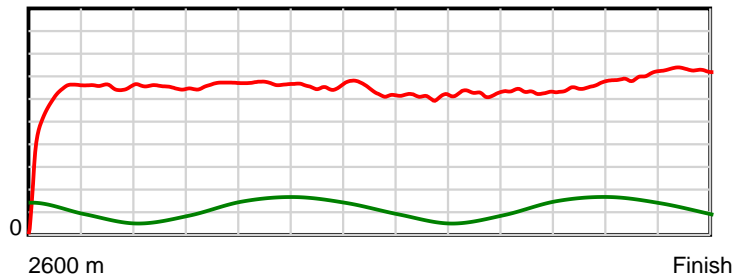
10 m Stride length



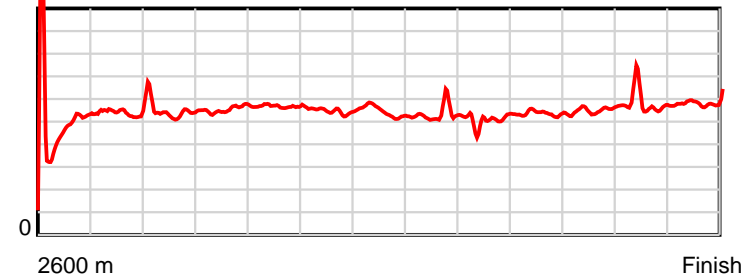
0.5 s Stride duration



20 m/sec Speed



100 % Stride efficiency



Note: Horizontal distance axis grid lines are 200m furlongs.

Disclaimer.

HRNZ and NZMTC and Thoroughbred Ratings Pty Ltd accepts no responsibility for the completeness or accuracy of any of the information contained herein, and makes no representations about its suitability for any particular purpose. Users should make their own judgements about those matters and/or seek independent advice. You assume all risks associated with use of the data provided on this page.



Race Results



June 29, 2018, Race 4, HILLSIDE ITM HANDICAP TROT, Distance 2600m, Addington - Survey 3200m

Result	TAB no.	Horse (Barrier)	2600 to	2400m to
5th	12	Arran Chief (4)	2400m	2200m
		Position in running (margin)	-	10(22.3)
		Sectional time (s)	-180.59	14.51
		Cumulative time (s)	.97	181.56
		Speed (m/s)	-1.11	13.78
		Stride length (m)	5.95	6.12
		Stride duration (s)	0.478	0.444
		Stride efficiency (%)	55.30	58.52
		Stride count	33.62	32.68

Disclaimer.

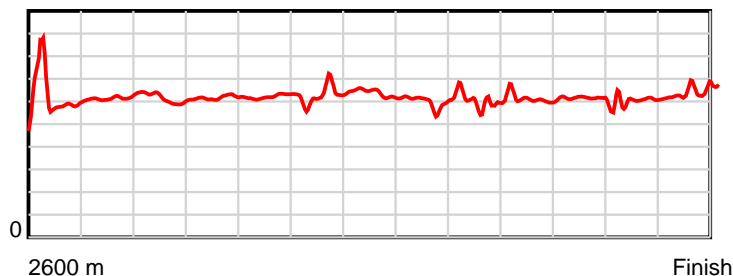
HRNZ and NZMTC and Thoroughbred Ratings Pty Ltd accepts no responsibility for the completeness or accuracy of any of the information contained herein, and makes no representations about its suitability for any particular purpose. Users should make their own judgements about those matters and/or seek independent advice. You assume all risks associated with use of the data provided on this page.

Race Results

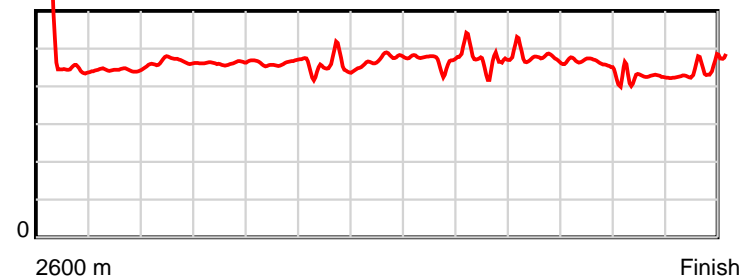
June 29, 2018, Race 4, HILLSIDE ITM HANDICAP TROT, Distance 2600m, Addington - Survey 3200m

Result	TAB no.	Horse (Barrier)	2200m to	2000m to	1800m to	1600m to	1400m to	1200m to	1000m to	800m to	600m to	400m to	200m to	Total or	Margin
5th	12	Arran Chief (4)	2000m	1800m	1600m	1400m	1200m	1000m	800m	600m	400m	200m	WP	Average	
		Position in running (margin)	10(18.4)	10(15.8)	10(15.5)	10(17.8)	10(14.6)	9(9.9)	9(8.8)	8(7.6)	8(6.1)	8(5.8)	7(3.0)		3.70
		Sectional time (s)	15.63	14.98	15.40	14.64	15.00	16.19	15.91	15.67	15.46	14.32	13.85		
		Cumulative time (s)	167.05	151.42	136.44	121.04	106.40	91.40	75.21	59.30	43.63	28.17	13.85	0:00.97	
		Speed (m/s)	12.80	13.35	12.99	13.66	13.33	12.35	12.57	12.76	12.94	13.97	14.44	2674.56	
		Stride length (m)	5.96	6.16	6.01	6.15	6.30	5.78	5.90	6.03	5.85	5.94	6.45	6.04	
		Stride duration (s)	0.466	0.462	0.463	0.450	0.472	0.468	0.470	0.473	0.452	0.426	0.446	0.002	
		Stride efficiency (%)	55.46	59.36	56.47	59.08	61.98	52.17	54.41	56.81	53.50	55.20	64.92	57.02	
		Stride count	33.57	32.45	33.27	32.53	31.76	34.61	33.89	33.17	34.18	33.65	31.03	430.41	

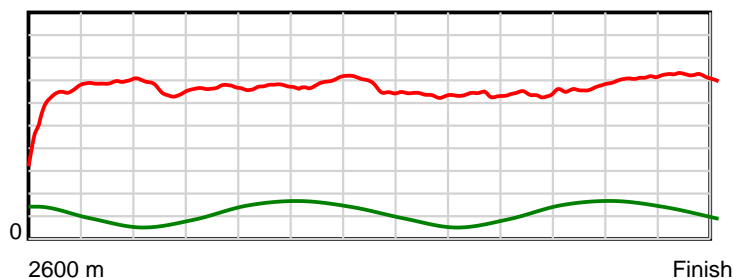
10 m Stride length



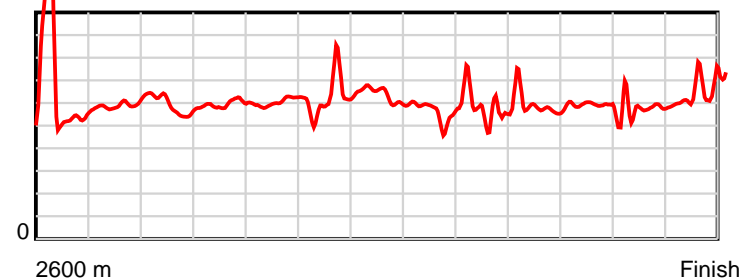
0.6 s Stride duration



20 m/sec Speed



100 % Stride efficiency



Note: Horizontal distance axis grid lines are 200m furlongs.

Disclaimer.

HRNZ and NZMTC and Thoroughbred Ratings Pty Ltd accepts no responsibility for the completeness or accuracy of any of the information contained herein, and makes no representations about its suitability for any particular purpose. Users should make their own judgements about those matters and/or seek independent advice. You assume all risks associated with use of the data provided on this page.



Race Results



June 29, 2018, Race 4, HILLSIDE ITM HANDICAP TROT, Distance 2600m, Addington - Survey 3200m

Result	TAB no.	Horse (Barrier)	2600 to	2400m to
6th	8	Jerry Garcia (1)	2400m	2200m
		Position in running (margin)	-	5(9.3)
		Sectional time (s)	-183.06	15.43
		Cumulative time (s)	1.07	184.13
		Speed (m/s)	-1.09	12.96
		Stride length (m)	5.59	5.93
		Stride duration (s)	0.473	0.457
		Stride efficiency (%)	48.88	54.94
		Stride count	35.76	33.73

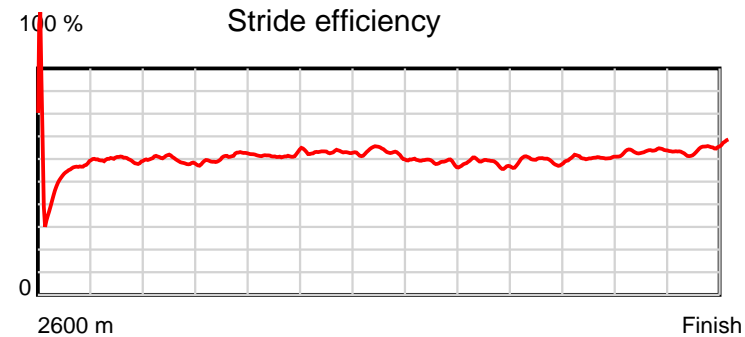
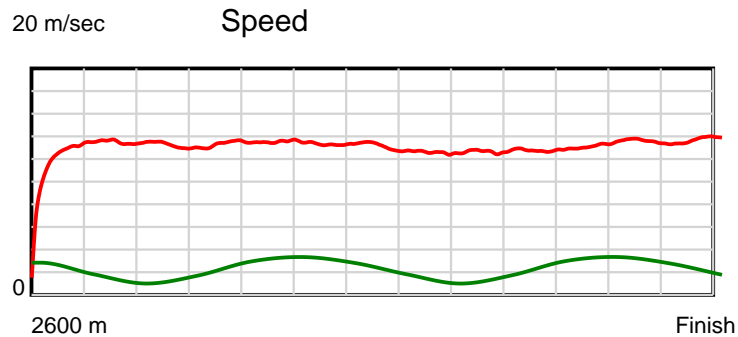
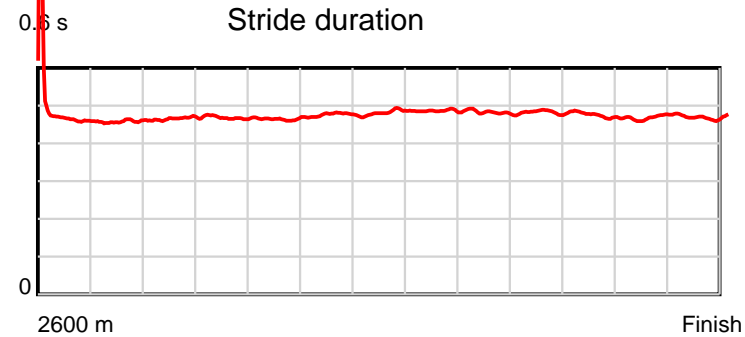
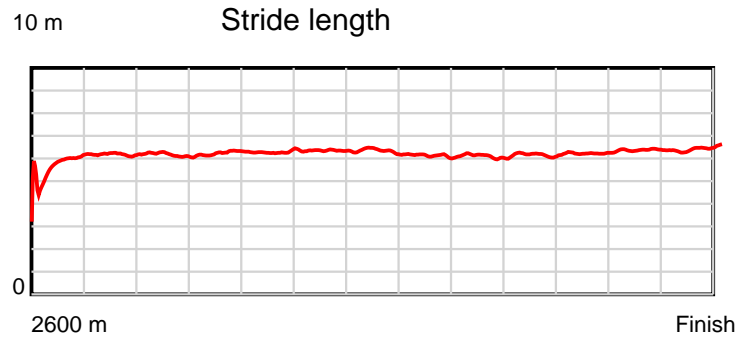
Disclaimer.

HRNZ and NZMTC and Thoroughbred Ratings Pty Ltd accepts no responsibility for the completeness or accuracy of any of the information contained herein, and makes no representations about its suitability for any particular purpose. Users should make their own judgements about those matters and/or seek independent advice. You assume all risks associated with use of the data provided on this page.

Race Results

June 29, 2018, Race 4, HILLSIDE ITM HANDICAP TROT, Distance 2600m, Addington - Survey 3200m

Result	TAB no.	Horse (Barrier)	2200m to	2000m to	1800m to	1600m to	1400m to	1200m to	1000m to	800m to	600m to	400m to	200m to	Total or	Margin
6th	8	Jerry Garcia (1)	2000m	1800m	1600m	1400m	1200m	1000m	800m	600m	400m	200m	WP	Average	
		Position in running (margin)	6(10.9)	5(7.2)	5(7.3)	5(7.4)	5(7.0)	3(3.6)	3(2.9)	3(2.6)	2(1.2)	2(0.1)	1(0.0)		4.30
		Sectional time (s)	15.45	15.04	15.02	15.13	15.21	16.25	16.08	15.69	15.33	14.77	14.73		
		Cumulative time (s)	168.70	153.25	138.21	123.19	108.06	92.85	76.60	60.52	44.83	29.50	14.73	0:01.07	
		Speed (m/s)	12.94	13.30	13.32	13.22	13.15	12.31	12.44	12.75	13.05	13.54	13.58	2425.09	
		Stride length (m)	6.02	6.23	6.18	6.29	6.35	5.99	5.99	6.16	6.18	6.36	6.37	6.12	
		Stride duration (s)	0.465	0.469	0.464	0.476	0.483	0.486	0.482	0.483	0.473	0.470	0.469	0.003	
		Stride efficiency (%)	56.72	60.69	59.71	61.91	62.92	55.99	56.09	59.31	59.61	63.29	63.33	58.51	
		Stride count	33.20	32.09	32.35	31.77	31.52	33.41	33.38	32.46	32.38	31.43	31.42	424.90	



Note: Horizontal distance axis grid lines are 200m furlongs.

Disclaimer.

HRNZ and NZMTC and Thoroughbred Ratings Pty Ltd accepts no responsibility for the completeness or accuracy of any of the information contained herein, and makes no representations about its suitability for any particular purpose. Users should make their own judgements about those matters and/or seek independent advice. You assume all risks associated with use of the data provided on this page.



Race Results



June 29, 2018, Race 4, HILLSIDE ITM HANDICAP TROT, Distance 2600m, Addington - Survey 3200m

Result	TAB no.	Horse (Barrier)	2600 to	2400m to
7th	2	Beyond The Hor... (6)	2400m	2200m
		Position in running (margin)	-	6(9.4)
		Sectional time (s)	-182.91	15.41
		Cumulative time (s)	1.57	184.48
		Speed (m/s)	-1.09	12.98
		Stride length (m)	5.41	5.90
		Stride duration (s)	0.477	0.454
		Stride efficiency (%)	45.72	54.30
		Stride count	36.98	33.93

Disclaimer.

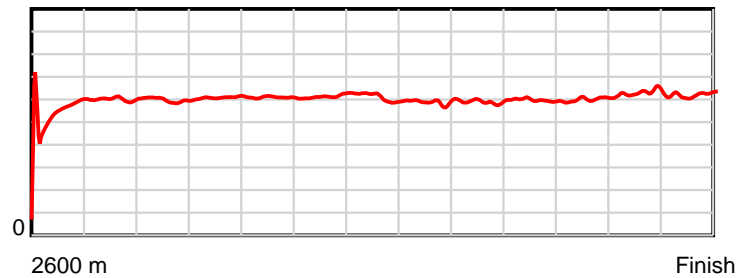
HRNZ and NZMTC and Thoroughbred Ratings Pty Ltd accepts no responsibility for the completeness or accuracy of any of the information contained herein, and makes no representations about its suitability for any particular purpose. Users should make their own judgements about those matters and/or seek independent advice. You assume all risks associated with use of the data provided on this page.

Race Results

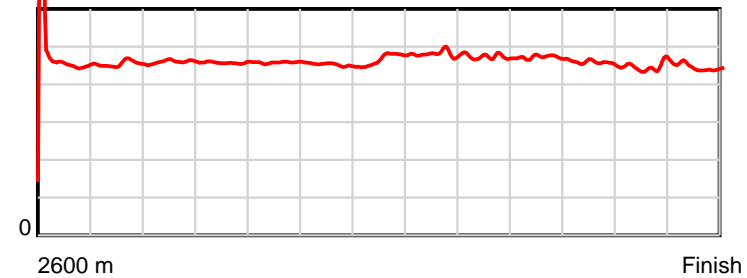
June 29, 2018, Race 4, HILLSIDE ITM HANDICAP TROT, Distance 2600m, Addington - Survey 3200m

Result	TAB no.	Horse (Barrier)	2200m to	2000m to	1800m to	1600m to	1400m to	1200m to	1000m to	800m to	600m to	400m to	200m to	Total or	Margin
7th	2	Beyond The Hor... (6)	2000m	1800m	1600m	1400m	1200m	1000m	800m	600m	400m	200m	WP	Average	
		Position in running (margin)	5(10.9)	6(9.8)	6(9.9)	6(11.9)	6(9.8)	7(7.8)	8(8.1)	9(8.6)	10(8.3)	10(7.8)	9(4.9)		7.10
		Sectional time (s)	15.89	15.04	15.34	14.83	15.46	16.41	16.21	15.87	15.43	14.30	14.29		
		Cumulative time (s)	169.07	153.18	138.14	122.80	107.97	92.51	76.10	59.89	44.02	28.59	14.29	0:01.57	
		Speed (m/s)	12.59	13.30	13.04	13.49	12.94	12.19	12.34	12.60	12.96	13.99	14.00	1653.81	
		Stride length (m)	5.79	6.08	5.97	6.09	6.07	5.86	5.83	5.95	5.92	6.28	6.22	5.94	
		Stride duration (s)	0.460	0.458	0.458	0.452	0.469	0.481	0.472	0.472	0.457	0.449	0.444	0.004	
		Stride efficiency (%)	52.45	57.82	55.74	57.98	57.52	53.69	53.07	55.25	54.72	61.63	60.50	55.20	
		Stride count	34.52	32.88	33.49	32.83	32.96	34.12	34.32	33.63	33.80	31.85	32.14	437.45	

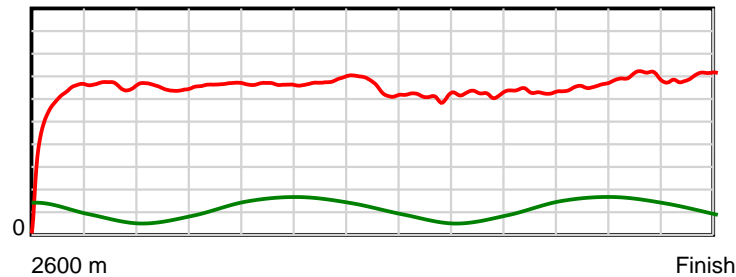
10 m Stride length



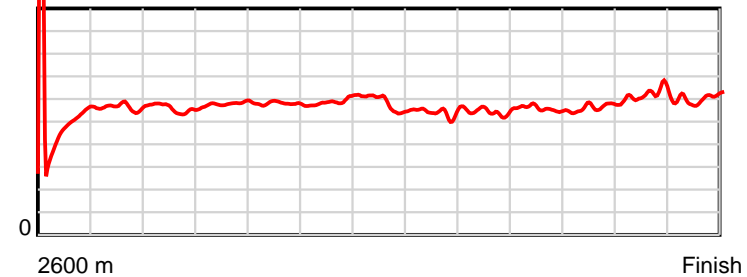
0.5 s Stride duration



20 m/sec Speed



100 % Stride efficiency



Note: Horizontal distance axis grid lines are 200m furlongs.

Disclaimer.

HRNZ and NZMTC and Thoroughbred Ratings Pty Ltd accepts no responsibility for the completeness or accuracy of any of the information contained herein, and makes no representations about its suitability for any particular purpose. Users should make their own judgements about those matters and/or seek independent advice. You assume all risks associated with use of the data provided on this page.



Race Results



June 29, 2018, Race 4, HILLSIDE ITM HANDICAP TROT, Distance 2600m, Addington - Survey 3200m

Result	TAB no.	Horse (Barrier)	2600 to 2400m	2400m to 2200m
8th	3	Medusa (7)		
		Position in running (margin)	-	8(15.2)
		Sectional time (s)	-181.93	15.36
		Cumulative time (s)	1.97	183.90
		Speed (m/s)	-1.10	13.02
		Stride length (m)	5.76	6.03
		Stride duration (s)	0.533	0.463
		Stride efficiency (%)	51.85	56.86
		Stride count	34.72	33.16

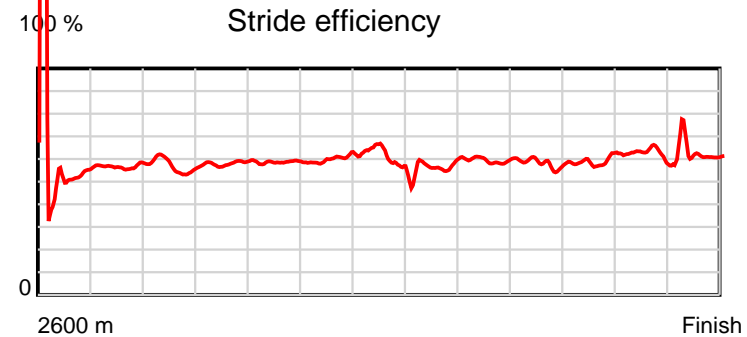
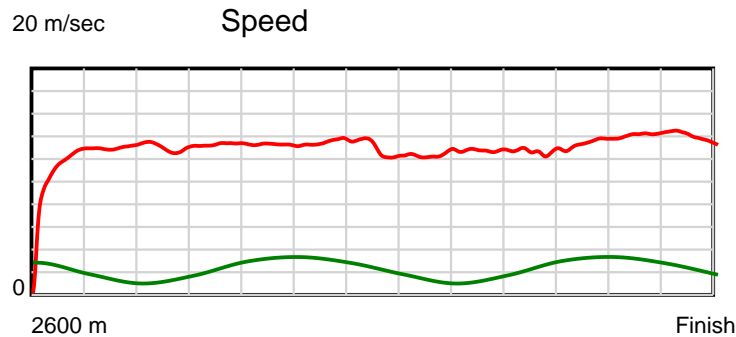
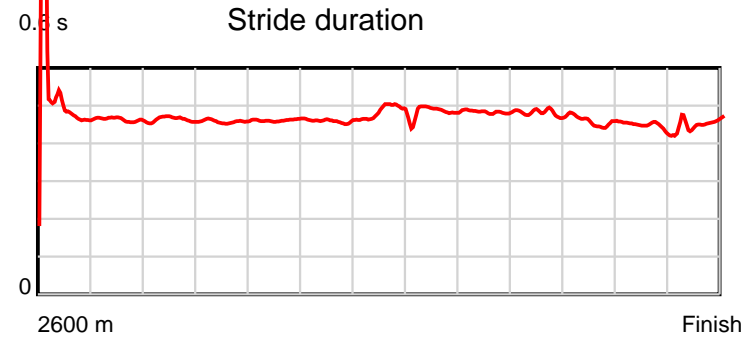
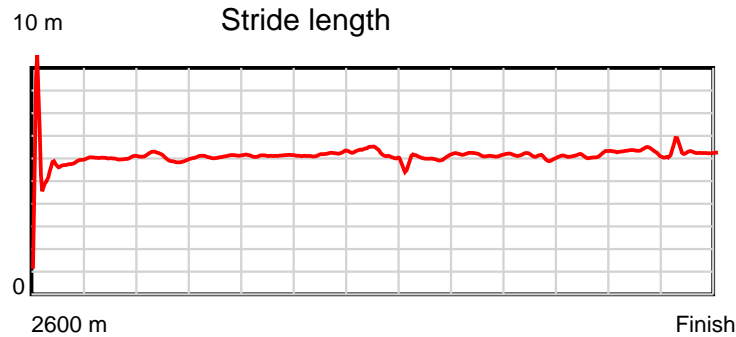
Disclaimer.

HRNZ and NZMTC and Thoroughbred Ratings Pty Ltd accepts no responsibility for the completeness or accuracy of any of the information contained herein, and makes no representations about its suitability for any particular purpose. Users should make their own judgements about those matters and/or seek independent advice. You assume all risks associated with use of the data provided on this page.

Race Results

June 29, 2018, Race 4, HILLSIDE ITM HANDICAP TROT, Distance 2600m, Addington - Survey 3200m

Result	TAB no.	Horse (Barrier)	2200m to	2000m to	1800m to	1600m to	1400m to	1200m to	1000m to	800m to	600m to	400m to	200m to	Total or	Margin
8th	3	Medusa (7)	2000m	1800m	1600m	1400m	1200m	1000m	800m	600m	400m	200m	WP	Average	
		Position in running (margin)	9(16.4)	8(12.4)	8(12.7)	8(14.3)	8(11.9)	10(10.6)	10(9.6)	10(9.3)	9(8.2)	9(7.6)	10(5.6)		8.90
		Sectional time (s)	15.40	15.06	15.28	14.79	15.57	16.21	16.07	15.74	15.39	14.46	14.57		
		Cumulative time (s)	168.54	153.14	138.08	122.80	108.01	92.44	76.23	60.16	44.42	29.03	14.57	0:01.97	
		Speed (m/s)	12.99	13.28	13.09	13.52	12.85	12.34	12.45	12.71	13.00	13.83	13.73	1318.38	
		Stride length (m)	6.02	6.08	6.04	6.20	6.23	5.91	6.02	6.10	5.95	6.12	6.24	6.05	
		Stride duration (s)	0.463	0.458	0.461	0.459	0.485	0.479	0.484	0.480	0.458	0.443	0.455	0.005	
		Stride efficiency (%)	56.58	57.85	56.99	60.16	60.61	54.65	56.63	58.24	55.35	58.58	60.92	57.25	
		Stride count	33.24	32.87	33.12	32.23	32.11	33.82	33.22	32.76	33.61	32.67	32.03	429.56	



Note: Horizontal distance axis grid lines are 200m furlongs.

Disclaimer.

HRNZ and NZMTC and Thoroughbred Ratings Pty Ltd accepts no responsibility for the completeness or accuracy of any of the information contained herein, and makes no representations about its suitability for any particular purpose. Users should make their own judgements about those matters and/or seek independent advice. You assume all risks associated with use of the data provided on this page.



Race Results



June 29, 2018, Race 4, HILLSIDE ITM HANDICAP TROT, Distance 2600m, Addington - Survey 3200m

Result	TAB no.	Horse (Barrier)	2600 to	2400m to
9th	6	Mr Fahrenheit (10)	2400m	2200m
		Position in running (margin)	-	3(5.1)
		Sectional time (s)	-183.79	15.35
		Cumulative time (s)	3.17	186.96
		Speed (m/s)	-1.09	13.03
		Stride length (m)	5.39	5.88
		Stride duration (s)	0.466	0.451
		Stride efficiency (%)	45.34	53.96
		Stride count	37.13	34.04

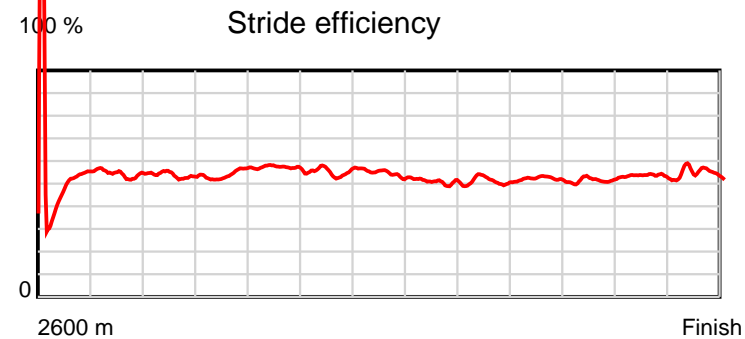
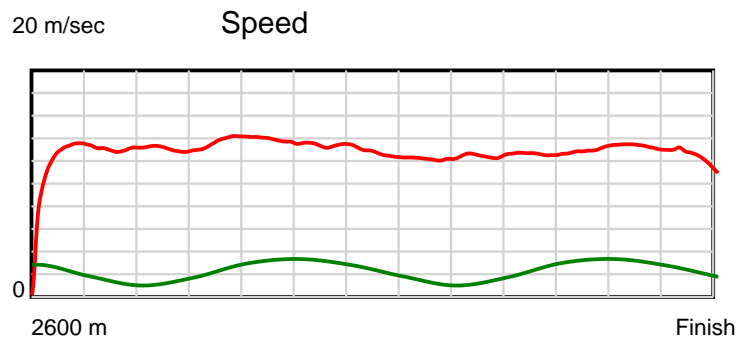
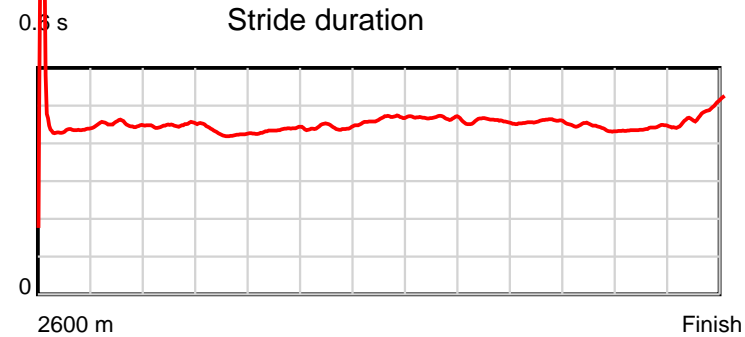
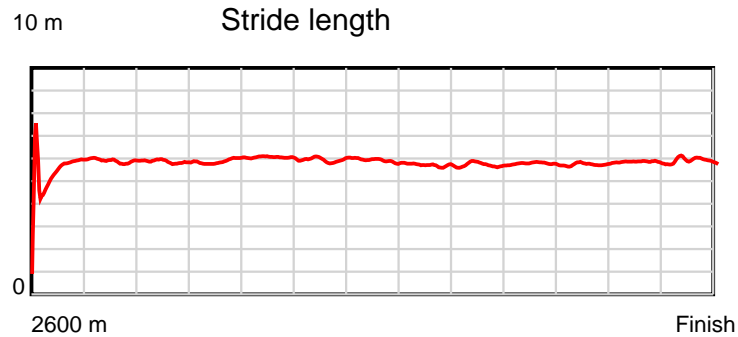
Disclaimer.

HRNZ and NZMTC and Thoroughbred Ratings Pty Ltd accepts no responsibility for the completeness or accuracy of any of the information contained herein, and makes no representations about its suitability for any particular purpose. Users should make their own judgements about those matters and/or seek independent advice. You assume all risks associated with use of the data provided on this page.

Race Results

June 29, 2018, Race 4, HILLSIDE ITM HANDICAP TROT, Distance 2600m, Addington - Survey 3200m

Result	TAB no.	Horse (Barrier)	2200m to	2000m to	1800m to	1600m to	1400m to	1200m to	1000m to	800m to	600m to	400m to	200m to	Total or	Margin
9th	6	Mr Fahrenheit (10)	2000m	1800m	1600m	1400m	1200m	1000m	800m	600m	400m	200m	WP	Average	
		Position in running (margin)	3(6.2)	3(3.9)	2(1.0)	1(0.0)	1(0.0)	1(0.0)	1(0.0)	1(0.0)	1(0.0)	1(0.0)	5(2.3)		16.00
		Sectional time (s)	15.69	14.54	14.84	15.19	15.78	16.38	16.12	15.92	15.51	15.17	16.47		
		Cumulative time (s)	171.61	155.92	141.38	126.54	111.35	95.57	79.19	63.07	47.15	31.64	16.47	0:03.17	
		Speed (m/s)	12.75	13.76	13.48	13.17	12.67	12.21	12.41	12.56	12.89	13.18	12.14	819.64	
		Stride length (m)	5.71	5.90	5.86	5.83	5.91	5.70	5.69	5.75	5.70	5.80	5.86	5.76	
		Stride duration (s)	0.448	0.429	0.435	0.443	0.466	0.467	0.458	0.458	0.442	0.440	0.482	0.007	
		Stride efficiency (%)	51.03	54.36	53.70	53.19	54.54	50.84	50.54	51.71	50.75	52.60	53.61	51.92	
		Stride count	35.00	33.91	34.12	34.28	33.85	35.07	35.17	34.77	35.09	34.47	34.15	451.05	



Note: Horizontal distance axis grid lines are 200m furlongs.

Disclaimer.

HRNZ and NZMTC and Thoroughbred Ratings Pty Ltd accepts no responsibility for the completeness or accuracy of any of the information contained herein, and makes no representations about its suitability for any particular purpose. Users should make their own judgements about those matters and/or seek independent advice. You assume all risks associated with use of the data provided on this page.



Race Results



June 29, 2018, Race 4, HILLSIDE ITM HANDICAP TROT, Distance 2600m, Addington - Survey 3200m

Result	TAB no.	Horse (Barrier)	2600 to	2400m to
10th	7	Redwood Invasi... (11)	2400m	2200m
		Position in running (margin)	-	1(0.0)
		Sectional time (s)	-184.53	15.16
		Cumulative time (s)	4.67	189.20
		Speed (m/s)	-1.08	13.19
		Stride length (m)	5.57	5.89
		Stride duration (s)	0.468	0.447
		Stride efficiency (%)	48.40	54.24
		Stride count	35.94	33.95

Disclaimer.

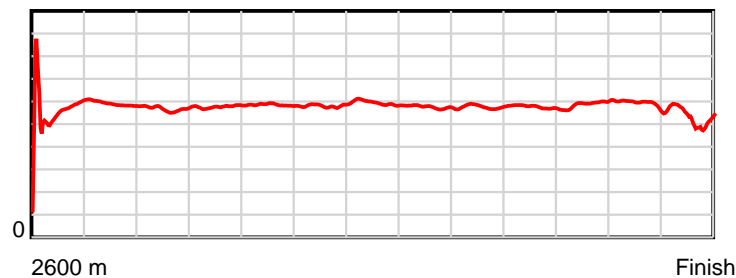
HRNZ and NZMTC and Thoroughbred Ratings Pty Ltd accepts no responsibility for the completeness or accuracy of any of the information contained herein, and makes no representations about its suitability for any particular purpose. Users should make their own judgements about those matters and/or seek independent advice. You assume all risks associated with use of the data provided on this page.

Race Results

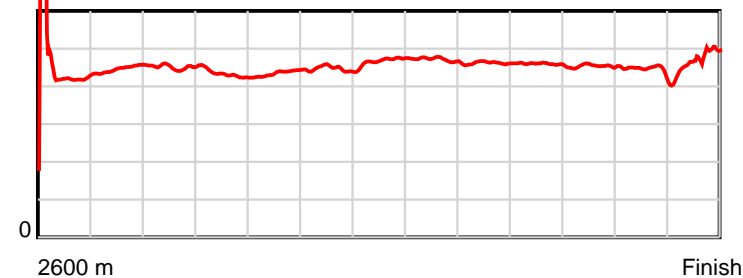
June 29, 2018, Race 4, HILLSIDE ITM HANDICAP TROT, Distance 2600m, Addington - Survey 3200m

Result	TAB no.	Horse (Barrier)	2200m to	2000m to	1800m to	1600m to	1400m to	1200m to	1000m to	800m to	600m to	400m to	200m to	Total or	Margin
10th	7	Redwood Invasi... (11)	2000m	1800m	1600m	1400m	1200m	1000m	800m	600m	400m	200m	WP	Average	
		Position in running (margin)	1(0.0)	1(0.0)	1(0.0)	2(0.9)	2(1.5)	2(1.8)	2(1.3)	2(1.9)	3(2.0)	4(2.2)	6(2.8)		24.30
		Sectional time (s)	16.07	15.02	15.16	15.29	15.82	16.30	16.22	15.93	15.53	14.90	17.80		
		Cumulative time (s)	174.04	157.97	142.95	127.79	112.50	96.68	80.38	64.16	48.23	32.70	17.80	0:04.67	
		Speed (m/s)	12.45	13.32	13.19	13.08	12.64	12.27	12.33	12.55	12.88	13.42	11.24	556.49	
		Stride length (m)	5.62	5.77	5.74	5.83	5.93	5.78	5.69	5.76	5.84	5.92	5.17	5.73	
		Stride duration (s)	0.451	0.433	0.435	0.446	0.469	0.471	0.462	0.459	0.454	0.441	0.460	0.010	
		Stride efficiency (%)	49.34	51.97	51.54	53.17	54.94	52.25	50.65	51.88	53.33	54.76	41.81	51.22	
		Stride count	35.59	34.68	34.82	34.29	33.73	34.59	35.13	34.71	34.24	33.79	38.66	454.12	

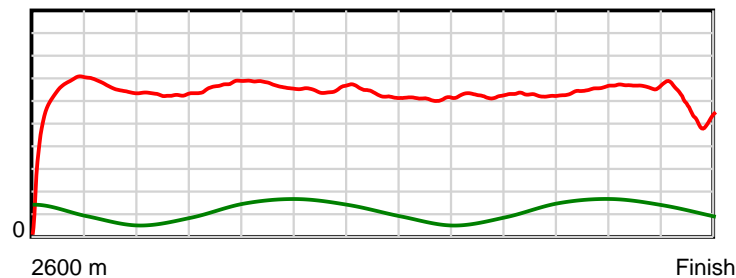
10 m Stride length



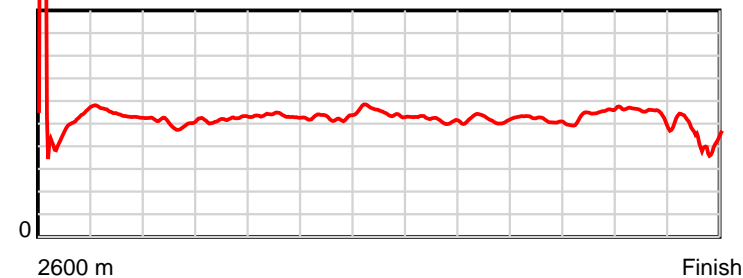
0.6 s Stride duration



20 m/sec Speed



100 % Stride efficiency



Note: Horizontal distance axis grid lines are 200m furlongs.

Disclaimer.

HRNZ and NZMTC and Thoroughbred Ratings Pty Ltd accepts no responsibility for the completeness or accuracy of any of the information contained herein, and makes no representations about its suitability for any particular purpose. Users should make their own judgements about those matters and/or seek independent advice. You assume all risks associated with use of the data provided on this page.



Race Results



June 29, 2018, Race 4, HILLSIDE ITM HANDICAP TROT, Distance 2600m, Addington - Survey 3200m

Result	TAB no.	Horse (Barrier)	2600 to 2400m	2400m to 2200m
11th	4	Beg Hall (8)		
		Position in running (margin)	-	11(37.3)
		Sectional time (s)	-178.20	18.02
		Cumulative time (s)	26.67	204.87
		Speed (m/s)	-1.12	11.10
		Stride length (m)	4.80	5.38
		Stride duration (s)	0.539	0.485
		Stride efficiency (%)	35.95	45.26
		Stride count	41.70	37.16

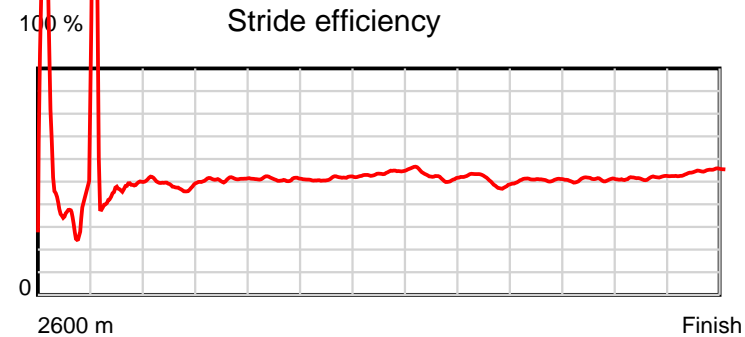
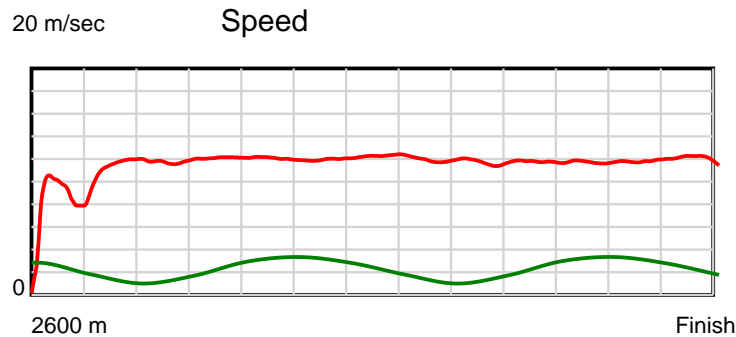
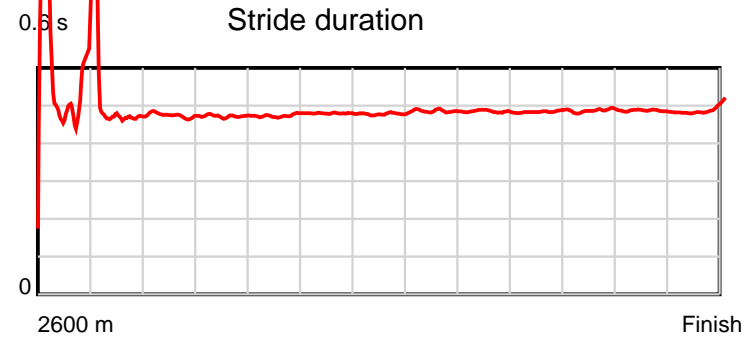
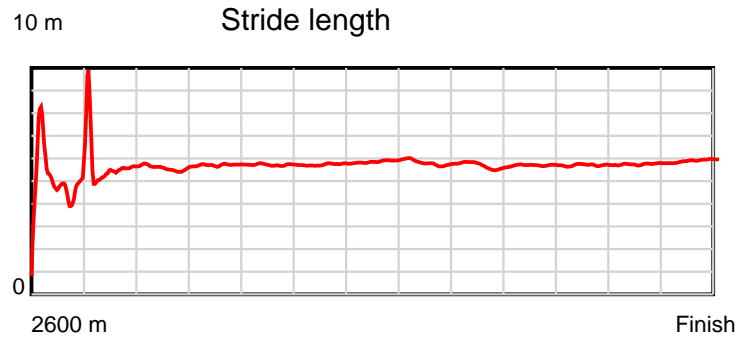
Disclaimer.

HRNZ and NZMTC and Thoroughbred Ratings Pty Ltd accepts no responsibility for the completeness or accuracy of any of the information contained herein, and makes no representations about its suitability for any particular purpose. Users should make their own judgements about those matters and/or seek independent advice. You assume all risks associated with use of the data provided on this page.

Race Results

June 29, 2018, Race 4, HILLSIDE ITM HANDICAP TROT, Distance 2600m, Addington - Survey 3200m

Result	TAB no.	Horse (Barrier)	2200m to	2000m to	1800m to	1600m to	1400m to	1200m to	1000m to	800m to	600m to	400m to	200m to	Total or	Margin
11th	4	Beg Hall (8)	2000m	1800m	1600m	1400m	1200m	1000m	800m	600m	400m	200m	WP	Average	
		Position in running (margin)	11(54.5)	11(61.4)	11(71.0)	11(82.0)	11(93.0)	11(96.7)	11(100.5)	11(108.6)	11(115.2)	11(126.7)	11(141.4)		146.10
		Sectional time (s)	17.21	16.62	16.85	17.01	16.41	17.01	17.47	17.02	17.42	17.25	16.58		
		Cumulative time (s)	186.85	169.64	153.02	136.17	119.16	102.75	85.74	68.27	51.25	33.83	16.58	0:26.67	
		Speed (m/s)	11.62	12.03	11.87	11.76	12.19	11.76	11.45	11.75	11.48	11.59	12.06	97.48	
		Stride length (m)	5.51	5.68	5.62	5.64	5.83	5.71	5.54	5.70	5.59	5.64	5.92	5.57	
		Stride duration (s)	0.475	0.472	0.474	0.479	0.478	0.486	0.484	0.485	0.487	0.486	0.491	0.057	
		Stride efficiency (%)	47.50	50.39	49.41	49.68	53.03	51.01	48.03	50.68	48.83	49.68	54.78	48.45	
		Stride count	36.28	35.22	35.57	35.47	34.33	35.00	36.08	35.12	35.78	35.47	33.78	466.96	



Note: Horizontal distance axis grid lines are 200m furlongs.

Disclaimer.

HRNZ and NZMTC and Thoroughbred Ratings Pty Ltd accepts no responsibility for the completeness or accuracy of any of the information contained herein, and makes no representations about its suitability for any particular purpose. Users should make their own judgements about those matters and/or seek independent advice. You assume all risks associated with use of the data provided on this page.