



Race Results

NZ Metropolitan Trotting Club Inc, HRNZ, June 29, 2018

Compilation date: June 29, 2018, 9:27:21 PM (NZST)

Copyright © 2018 HRNZ and NZMTC. All rights reserved.

Trademarks.

StrideMASTER is a registered trademark of Thoroughbred Ratings Pty Ltd.

Disclaimer.

HRNZ and NZMTC and Thoroughbred Ratings Pty Ltd accepts no responsibility for the completeness or accuracy of any of the information contained herein, and makes no representations about its suitability for any particular purpose. Users should make their own judgements about those matters and/or seek independent advice. You assume all risks associated with use of the data provided on this page.



Race Results



June 29, 2018, Race 8, , Distance 2600m, Addington - Survey 3200m

Result	TAB no.	Horse (Barrier)	2600 to	2400m to
1st	11	Magical Macca (11)	2400m	2200m
		Position in running (margin)	-	7(8.4)
		Sectional time (s)	14.45	15.06
		Cumulative time (s)	197.22	182.77
		Speed (m/s)	13.84	13.28
		Stride length (m)	6.24	5.91
		Stride duration (s)	0.439	0.445
		Stride efficiency (%)	60.86	54.55
		Stride count	32.05	33.85

Disclaimer.

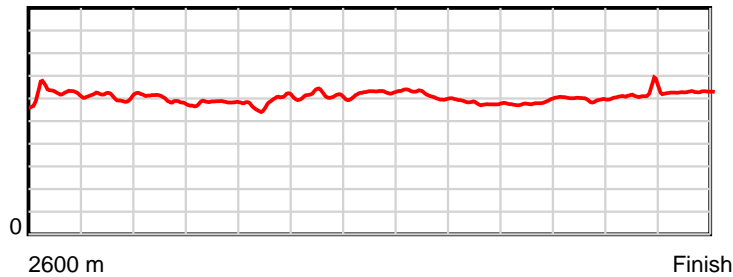
HRNZ and NZMTC and Thoroughbred Ratings Pty Ltd accepts no responsibility for the completeness or accuracy of any of the information contained herein, and makes no representations about its suitability for any particular purpose. Users should make their own judgements about those matters and/or seek independent advice. You assume all risks associated with use of the data provided on this page.

Race Results

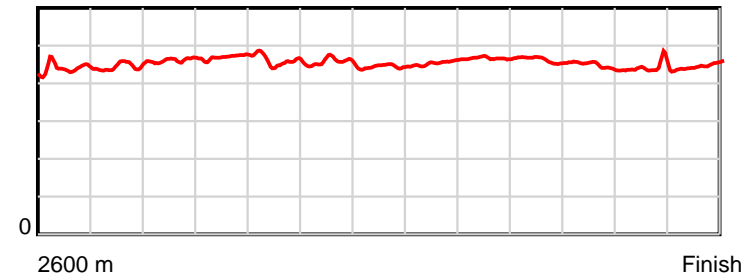
June 29, 2018, Race 8, , Distance 2600m, Addington - Survey 3200m

Result	TAB no.	Horse (Barrier)	2200m to	2000m to	1800m to	1600m to	1400m to	1200m to	1000m to	800m to	600m to	400m to	200m to	Total or	Margin
1st	11	Magical Macca (11)	2000m	1800m	1600m	1400m	1200m	1000m	800m	600m	400m	200m	WP	Average	
		Position in running (margin)	8(13.1)	9(15.9)	9(11.7)	10(12.1)	9(9.7)	4(3.1)	2(0.9)	2(0.5)	1(0.0)	2(0.1)	1(0.0)		0.00
		Sectional time (s)	15.46	16.17	16.10	15.25	14.16	15.26	16.32	15.69	14.84	14.21	14.25		
		Cumulative time (s)	167.71	152.25	136.08	119.98	104.73	90.57	75.31	58.99	43.30	28.46	14.25	3:17.22	
		Speed (m/s)	12.94	12.37	12.42	13.11	14.12	13.11	12.25	12.75	13.48	14.07	14.04	13.18	
		Stride length (m)	5.96	5.81	5.72	5.99	6.28	5.97	5.72	5.88	6.02	6.19	6.29	5.99	
		Stride duration (s)	0.460	0.470	0.460	0.457	0.444	0.455	0.467	0.461	0.446	0.440	0.448	0.454	
		Stride efficiency (%)	55.47	52.80	51.12	56.03	61.57	55.69	51.08	54.04	56.55	59.95	61.75	56.10	
		Stride count	33.57	34.41	34.97	33.40	31.86	33.50	34.98	34.01	33.25	32.29	31.81	433.95	

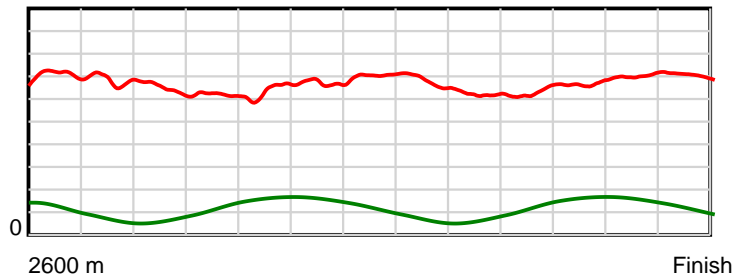
10 m Stride length



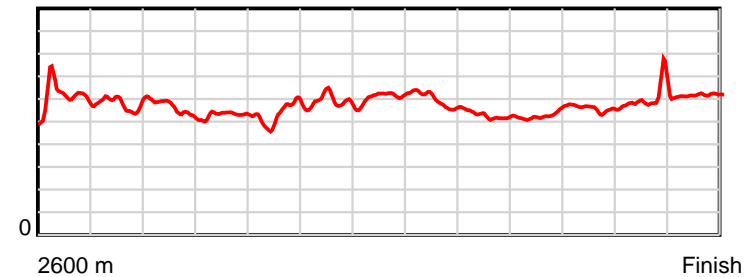
0.6 s Stride duration



20 m/sec Speed



100 % Stride efficiency



Note: Horizontal distance axis grid lines are 200m furlongs.

Disclaimer.

HRNZ and NZMTC and Thoroughbred Ratings Pty Ltd accepts no responsibility for the completeness or accuracy of any of the information contained herein, and makes no representations about its suitability for any particular purpose. Users should make their own judgements about those matters and/or seek independent advice. You assume all risks associated with use of the data provided on this page.



Race Results



June 29, 2018, Race 8, , Distance 2600m, Addington - Survey 3200m

Result	TAB no.	Horse (Barrier)	2600 to	2400m to
2nd	5	Chain Reaction (5)	2400m	2200m
		Position in running (margin)	-	6(6.5)
		Sectional time (s)	13.93	15.01
		Cumulative time (s)	197.32	183.39
		Speed (m/s)	14.36	13.32
		Stride length (m)	6.34	6.20
		Stride duration (s)	0.447	0.465
		Stride efficiency (%)	62.88	60.06
		Stride count	31.53	32.26

Disclaimer.

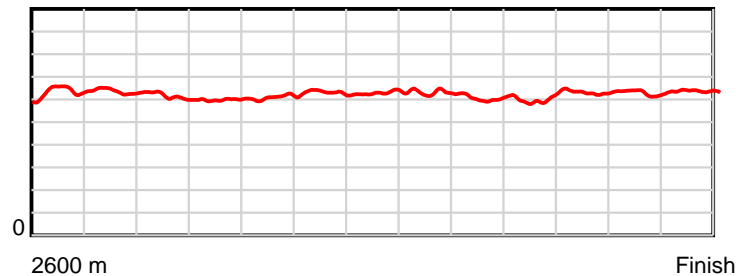
HRNZ and NZMTC and Thoroughbred Ratings Pty Ltd accepts no responsibility for the completeness or accuracy of any of the information contained herein, and makes no representations about its suitability for any particular purpose. Users should make their own judgements about those matters and/or seek independent advice. You assume all risks associated with use of the data provided on this page.

Race Results

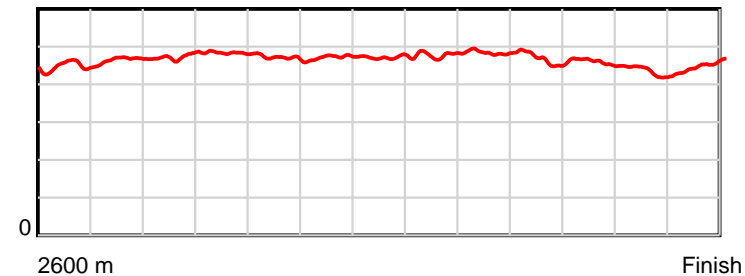
June 29, 2018, Race 8, , Distance 2600m, Addington - Survey 3200m

Result	TAB no.	Horse (Barrier)	2200m to	2000m to	1800m to	1600m to	1400m to	1200m to	1000m to	800m to	600m to	400m to	200m to	Total or	Margin
2nd	5	Chain Reaction (5)	2000m	1800m	1600m	1400m	1200m	1000m	800m	600m	400m	200m	WP	Average	
		Position in running (margin)	6(10.9)	7(13.8)	6(9.8)	6(8.0)	5(6.4)	6(5.2)	6(4.8)	6(3.8)	4(2.4)	4(2.3)	3(1.5)		0.70
		Sectional time (s)	15.47	16.19	15.74	15.37	15.07	15.56	16.21	15.54	14.81	14.11	14.31		
		Cumulative time (s)	168.38	152.91	136.72	120.98	105.61	90.54	74.98	58.77	43.23	28.42	14.31	3:17.32	
		Speed (m/s)	12.93	12.35	12.71	13.01	13.27	12.85	12.34	12.87	13.50	14.17	13.98	13.18	
		Stride length (m)	6.12	5.97	5.98	6.14	6.26	6.16	5.98	6.01	6.19	6.14	6.31	6.14	
		Stride duration (s)	0.473	0.483	0.471	0.472	0.471	0.479	0.484	0.467	0.459	0.433	0.451	0.466	
		Stride efficiency (%)	58.50	55.68	55.97	59.00	61.17	59.29	55.81	56.42	59.95	58.84	62.20	58.83	
		Stride count	32.69	33.51	33.42	32.55	31.97	32.47	33.47	33.28	32.29	32.59	31.70	423.73	

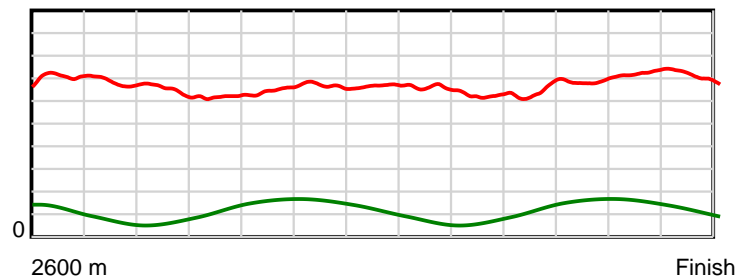
10 m Stride length



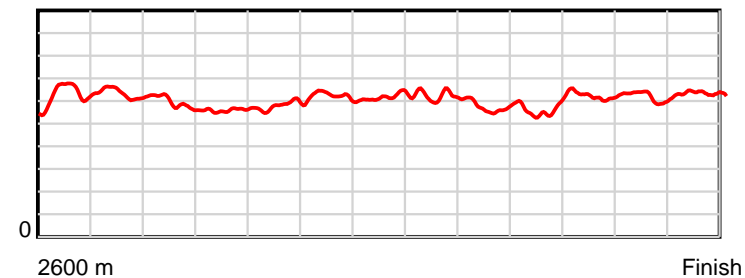
0.6 s Stride duration



20 m/sec Speed



100 % Stride efficiency



Note: Horizontal distance axis grid lines are 200m furlongs.

Disclaimer.

HRNZ and NZMTC and Thoroughbred Ratings Pty Ltd accepts no responsibility for the completeness or accuracy of any of the information contained herein, and makes no representations about its suitability for any particular purpose. Users should make their own judgements about those matters and/or seek independent advice. You assume all risks associated with use of the data provided on this page.



Race Results



June 29, 2018, Race 8, , Distance 2600m, Addington - Survey 3200m

Result	TAB no.	Horse (Barrier)	2600 to	2400m to
3rd	10	Bella Veloce (10)	2400m	2200m
		Position in running (margin)	-	3(3.0)
		Sectional time (s)	13.40	14.43
		Cumulative time (s)	197.42	184.02
		Speed (m/s)	14.93	13.86
		Stride length (m)	6.12	6.09
		Stride duration (s)	0.403	0.439
		Stride efficiency (%)	58.53	57.93
		Stride count	32.68	32.85

Disclaimer.

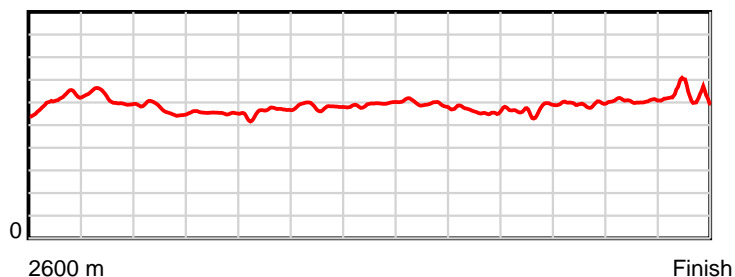
HRNZ and NZMTC and Thoroughbred Ratings Pty Ltd accepts no responsibility for the completeness or accuracy of any of the information contained herein, and makes no representations about its suitability for any particular purpose. Users should make their own judgements about those matters and/or seek independent advice. You assume all risks associated with use of the data provided on this page.

Race Results

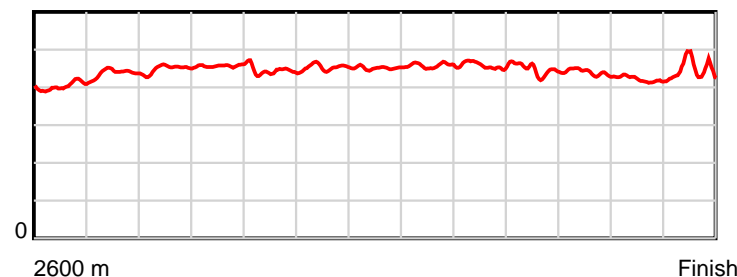
June 29, 2018, Race 8, , Distance 2600m, Addington - Survey 3200m

Result	TAB no.	Horse (Barrier)	2200m to	2000m to	1800m to	1600m to	1400m to	1200m to	1000m to	800m to	600m to	400m to	200m to	Total or	Margin
3rd	10	Bella Veloce (10)	2000m	1800m	1600m	1400m	1200m	1000m	800m	600m	400m	200m	WP	Average	
		Position in running (margin)	3(3.9)	3(7.1)	3(4.8)	3(4.3)	4(5.0)	5(4.8)	5(4.3)	5(3.6)	6(3.4)	6(3.9)	5(2.9)		1.40
		Sectional time (s)	15.51	16.49	15.94	15.76	15.24	15.53	16.26	15.75	14.89	14.07	14.15		
		Cumulative time (s)	169.59	154.08	137.59	121.65	105.89	90.65	75.12	58.86	43.11	28.22	14.15	3:17.42	
		Speed (m/s)	12.89	12.13	12.55	12.69	13.12	12.88	12.30	12.70	13.43	14.21	14.13	13.17	
		Stride length (m)	5.80	5.54	5.57	5.75	5.92	5.89	5.64	5.68	5.90	5.98	6.16	5.84	
		Stride duration (s)	0.450	0.457	0.444	0.453	0.451	0.458	0.458	0.448	0.439	0.421	0.436	0.444	
		Stride efficiency (%)	52.53	47.99	48.56	51.71	54.76	54.24	49.71	50.46	54.32	55.91	59.30	53.35	
		Stride count	34.50	36.09	35.88	34.77	33.79	33.95	35.46	35.19	33.92	33.44	32.47	444.99	

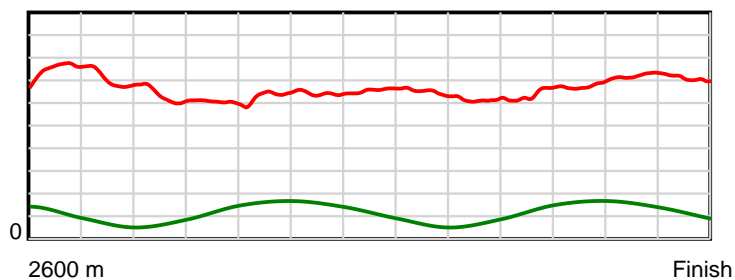
10 m Stride length



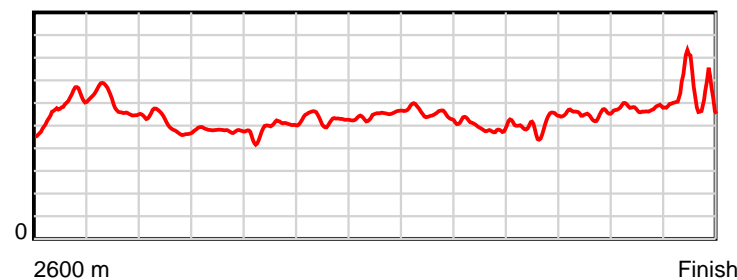
0.6 s Stride duration



20 m/sec Speed



100 % Stride efficiency



Note: Horizontal distance axis grid lines are 200m furlongs.

Disclaimer.

HRNZ and NZMTC and Thoroughbred Ratings Pty Ltd accepts no responsibility for the completeness or accuracy of any of the information contained herein, and makes no representations about its suitability for any particular purpose. Users should make their own judgements about those matters and/or seek independent advice. You assume all risks associated with use of the data provided on this page.



Race Results



June 29, 2018, Race 8, , Distance 2600m, Addington - Survey 3200m

Result	TAB no.	Horse (Barrier)	2600 to	2400m to
4th	6	Reklaw's Gem (6)	2400m	2200m
		Position in running (margin)	-	4(4.0)
		Sectional time (s)	13.70	15.06
		Cumulative time (s)	197.42	183.72
		Speed (m/s)	14.60	13.28
		Stride length (m)	6.36	6.19
		Stride duration (s)	0.435	0.466
		Stride efficiency (%)	63.13	59.83
		Stride count	31.47	32.32

Disclaimer.

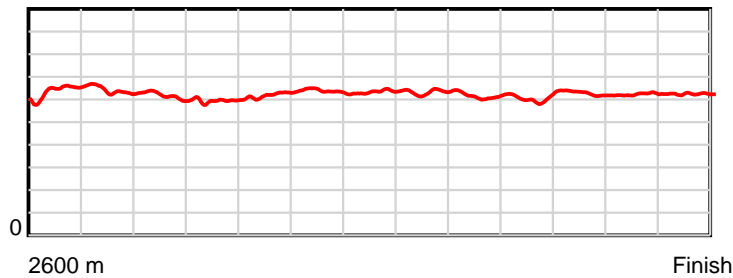
HRNZ and NZMTC and Thoroughbred Ratings Pty Ltd accepts no responsibility for the completeness or accuracy of any of the information contained herein, and makes no representations about its suitability for any particular purpose. Users should make their own judgements about those matters and/or seek independent advice. You assume all risks associated with use of the data provided on this page.

Race Results

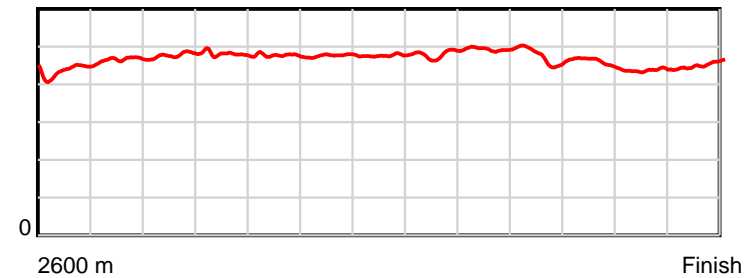
June 29, 2018, Race 8, , Distance 2600m, Addington - Survey 3200m

Result	TAB no.	Horse (Barrier)	2200m to	2000m to	1800m to	1600m to	1400m to	1200m to	1000m to	800m to	600m to	400m to	200m to	Total or	Margin
4th	6	Reklaw's Gem (6)	2000m	1800m	1600m	1400m	1200m	1000m	800m	600m	400m	200m	WP	Average	
		Position in running (margin)	5(8.7)	5(11.3)	4(7.4)	4(5.5)	3(3.8)	2(2.3)	4(3.2)	4(2.9)	2(1.4)	1(0.0)	2(0.3)		1.50
		Sectional time (s)	15.43	16.22	15.72	15.36	15.02	15.76	16.34	15.52	14.60	14.28	14.41		
		Cumulative time (s)	168.66	153.23	137.01	121.29	105.93	90.91	75.15	58.81	43.29	28.69	14.41	3:17.42	
		Speed (m/s)	12.96	12.33	12.72	13.02	13.32	12.69	12.24	12.89	13.70	14.01	13.88	13.17	
		Stride length (m)	6.19	5.93	6.07	6.20	6.34	6.11	6.04	6.07	6.28	6.13	6.28	6.17	
		Stride duration (s)	0.478	0.481	0.477	0.476	0.476	0.481	0.494	0.471	0.458	0.437	0.452	0.468	
		Stride efficiency (%)	59.85	54.92	57.57	60.10	62.91	58.25	57.07	57.60	61.65	58.64	61.57	59.40	
		Stride count	32.32	33.74	32.95	32.25	31.52	32.76	33.10	32.94	31.84	32.65	31.86	421.72	

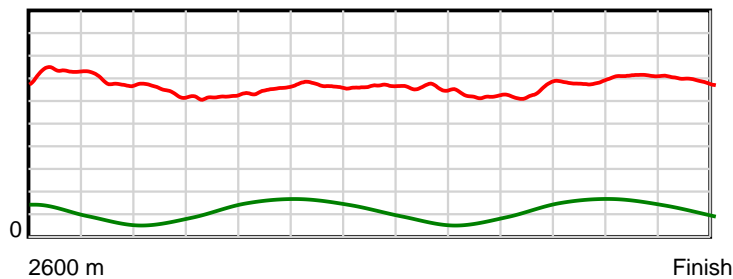
10 m Stride length



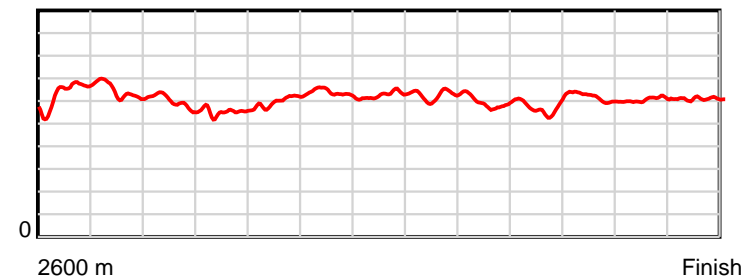
0.6 s Stride duration



20 m/sec Speed



100 % Stride efficiency



Note: Horizontal distance axis grid lines are 200m furlongs.

Disclaimer.

HRNZ and NZMTC and Thoroughbred Ratings Pty Ltd accepts no responsibility for the completeness or accuracy of any of the information contained herein, and makes no representations about its suitability for any particular purpose. Users should make their own judgements about those matters and/or seek independent advice. You assume all risks associated with use of the data provided on this page.



Race Results



June 29, 2018, Race 8, , Distance 2600m, Addington - Survey 3200m

Result	TAB no.	Horse (Barrier)	2600 to	2400m to
5th	1	Tracksarefortr... (1)	2400m	2200m
		Position in running (margin)	-	2(0.0)
		Sectional time (s)	12.87	14.31
		Cumulative time (s)	197.52	184.65
		Speed (m/s)	15.54	13.98
		Stride length (m)	6.96	6.76
		Stride duration (s)	0.452	0.484
		Stride efficiency (%)	75.75	71.39
		Stride count	28.73	29.59

Disclaimer.

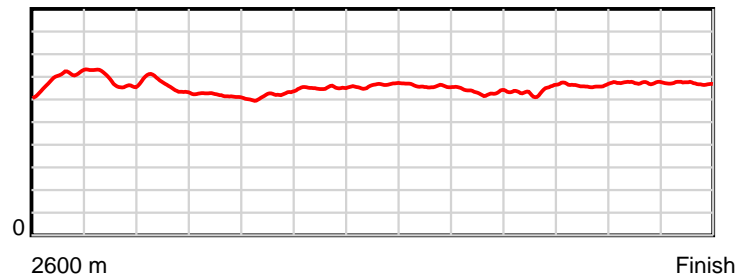
HRNZ and NZMTC and Thoroughbred Ratings Pty Ltd accepts no responsibility for the completeness or accuracy of any of the information contained herein, and makes no representations about its suitability for any particular purpose. Users should make their own judgements about those matters and/or seek independent advice. You assume all risks associated with use of the data provided on this page.

Race Results

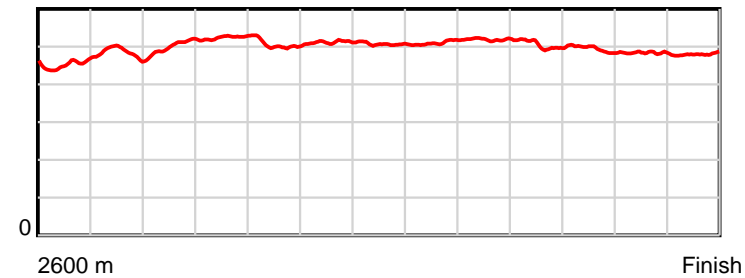
June 29, 2018, Race 8, , Distance 2600m, Addington - Survey 3200m

Result	TAB no.	Horse (Barrier)	2200m to	2000m to	1800m to	1600m to	1400m to	1200m to	1000m to	800m to	600m to	400m to	200m to	Total or	Margin
5th	1	Tracksarefortr... (1)	2000m	1800m	1600m	1400m	1200m	1000m	800m	600m	400m	200m	WP	Average	
		Position in running (margin)	2(0.2)	1(0.0)	1(0.0)	2(2.2)	2(3.1)	3(2.9)	3(2.7)	3(1.8)	3(1.6)	3(2.0)	4(2.8)		2.10
		Sectional time (s)	14.95	16.87	16.40	15.80	15.24	15.58	16.23	15.74	14.88	14.38	14.27		
		Cumulative time (s)	170.34	155.39	138.52	122.12	106.32	91.08	75.50	59.27	43.53	28.65	14.27	3:17.52	
		Speed (m/s)	13.38	11.86	12.20	12.66	13.12	12.84	12.32	12.71	13.44	13.91	14.02	13.16	
		Stride length (m)	6.73	6.21	6.17	6.48	6.65	6.55	6.39	6.41	6.63	6.72	6.74	6.56	
		Stride duration (s)	0.503	0.524	0.505	0.512	0.507	0.510	0.519	0.505	0.494	0.483	0.480	0.498	
		Stride efficiency (%)	70.78	60.27	59.41	65.56	69.13	67.08	63.85	64.28	68.79	70.52	70.90	67.28	
		Stride count	29.72	32.20	32.44	30.88	30.07	30.53	31.29	31.18	30.14	29.77	29.69	396.23	

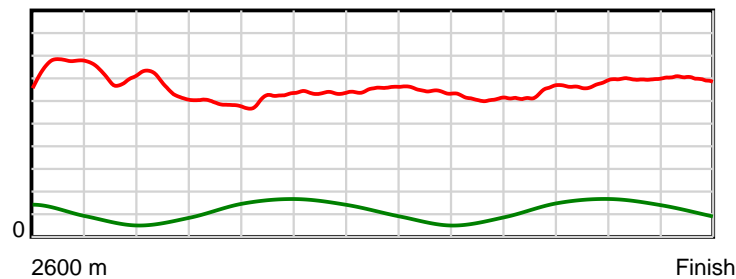
10 m Stride length



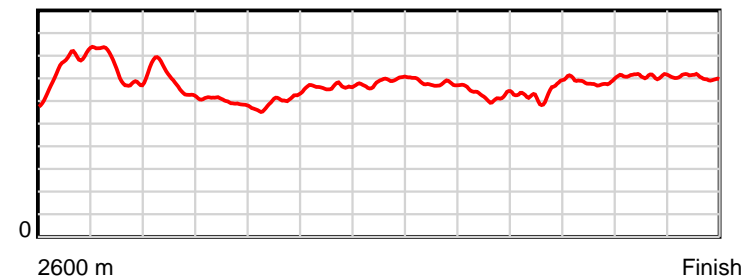
0.6 s Stride duration



20 m/sec Speed



100 % Stride efficiency



Note: Horizontal distance axis grid lines are 200m furlongs.

Disclaimer.

HRNZ and NZMTC and Thoroughbred Ratings Pty Ltd accepts no responsibility for the completeness or accuracy of any of the information contained herein, and makes no representations about its suitability for any particular purpose. Users should make their own judgements about those matters and/or seek independent advice. You assume all risks associated with use of the data provided on this page.



Race Results



June 29, 2018, Race 8, , Distance 2600m, Addington - Survey 3200m

Result	TAB no.	Horse (Barrier)	2600 to	2400m to
6th	8	Cheezeel (8)	2400m	2200m
		Position in running (margin)	-	8(8.4)
		Sectional time (s)	14.20	15.26
		Cumulative time (s)	197.82	183.62
		Speed (m/s)	14.09	13.11
		Stride length (m)	6.02	5.62
		Stride duration (s)	0.434	0.429
		Stride efficiency (%)	56.60	49.36
		Stride count	33.23	35.58

Disclaimer.

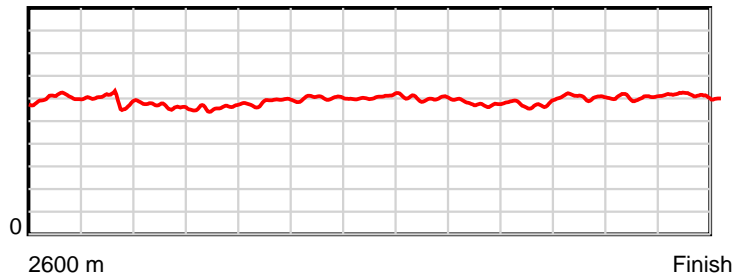
HRNZ and NZMTC and Thoroughbred Ratings Pty Ltd accepts no responsibility for the completeness or accuracy of any of the information contained herein, and makes no representations about its suitability for any particular purpose. Users should make their own judgements about those matters and/or seek independent advice. You assume all risks associated with use of the data provided on this page.

Race Results

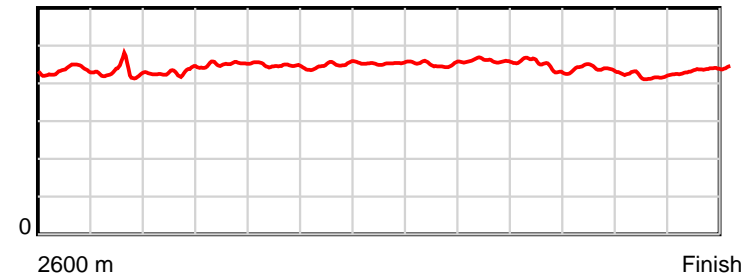
June 29, 2018, Race 8, , Distance 2600m, Addington - Survey 3200m

Result	TAB no.	Horse (Barrier)	2200m to	2000m to	1800m to	1600m to	1400m to	1200m to	1000m to	800m to	600m to	400m to	200m to	Total or	Margin
6th	8	Cheeze! (8)	2000m	1800m	1600m	1400m	1200m	1000m	800m	600m	400m	200m	WP	Average	
		Position in running (margin)	9(14.3)	8(15.9)	8(11.4)	8(9.5)	8(8.9)	8(7.2)	8(8.1)	8(6.2)	7(4.4)	5(3.5)	6(4.5)		3.30
		Sectional time (s)	15.24	16.14	15.71	15.54	15.00	15.76	16.07	15.48	14.66	14.41	14.35		
		Cumulative time (s)	168.36	153.12	136.98	121.27	105.73	90.73	74.97	58.90	43.42	28.76	14.35	3:17.82	
		Speed (m/s)	13.12	12.39	12.73	12.87	13.33	12.69	12.45	12.92	13.64	13.88	13.94	13.14	
		Stride length (m)	5.65	5.59	5.69	5.78	6.05	5.73	5.71	5.76	5.98	5.82	6.10	5.80	
		Stride duration (s)	0.430	0.451	0.447	0.449	0.453	0.451	0.459	0.446	0.438	0.419	0.438	0.441	
		Stride efficiency (%)	49.84	48.82	50.60	52.27	57.14	51.26	51.04	51.84	55.81	52.92	58.13	52.62	
		Stride count	35.41	35.78	35.15	34.58	33.07	34.92	35.00	34.72	33.47	34.37	32.79	448.07	

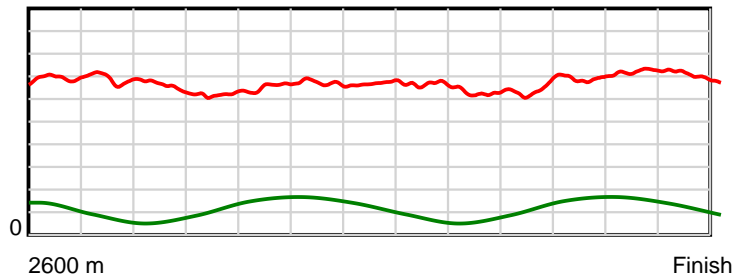
10 m Stride length



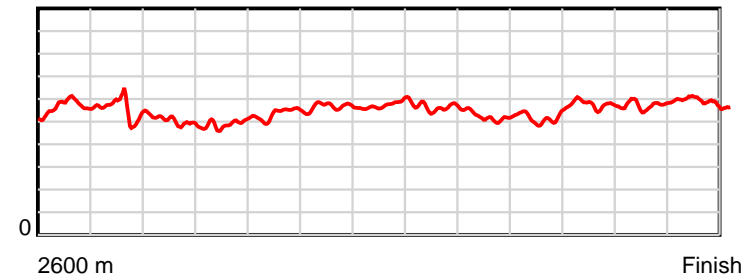
0.6 s Stride duration



20 m/sec Speed



100 % Stride efficiency



Note: Horizontal distance axis grid lines are 200m furlongs.

Disclaimer.

HRNZ and NZMTC and Thoroughbred Ratings Pty Ltd accepts no responsibility for the completeness or accuracy of any of the information contained herein, and makes no representations about its suitability for any particular purpose. Users should make their own judgements about those matters and/or seek independent advice. You assume all risks associated with use of the data provided on this page.



Race Results



June 29, 2018, Race 8, , Distance 2600m, Addington - Survey 3200m

Result	TAB no.	Horse (Barrier)	2600 to	2400m to
7th	12	Comfortably Nu... (12)	2400m	2200m
		Position in running (margin)	-	10(11.1)
		Sectional time (s)	14.87	14.60
		Cumulative time (s)	197.82	182.95
		Speed (m/s)	13.45	13.70
		Stride length (m)	6.55	6.52
		Stride duration (s)	0.474	0.476
		Stride efficiency (%)	67.10	66.50
		Stride count	30.52	30.66

Disclaimer.

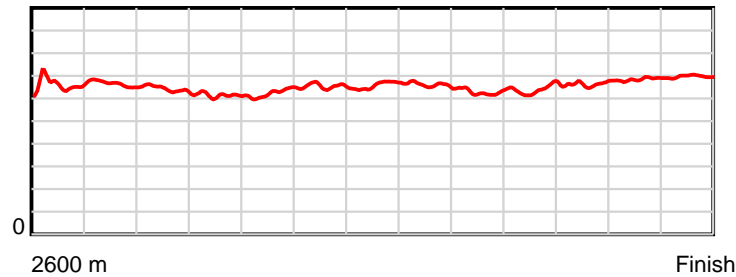
HRNZ and NZMTC and Thoroughbred Ratings Pty Ltd accepts no responsibility for the completeness or accuracy of any of the information contained herein, and makes no representations about its suitability for any particular purpose. Users should make their own judgements about those matters and/or seek independent advice. You assume all risks associated with use of the data provided on this page.

Race Results

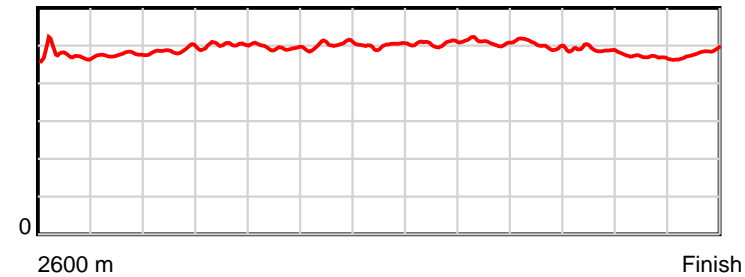
June 29, 2018, Race 8, , Distance 2600m, Addington - Survey 3200m

Result	TAB no.	Horse (Barrier)	2200m to	2000m to	1800m to	1600m to	1400m to	1200m to	1000m to	800m to	600m to	400m to	200m to	Total or	Margin
7th	12	Comfortably Nu... (12)	2000m	1800m	1600m	1400m	1200m	1000m	800m	600m	400m	200m	WP	Average	
		Position in running (margin)	7(13.0)	6(12.2)	7(9.9)	7(9.0)	7(8.6)	9(8.6)	10(9.0)	10(8.6)	10(8.2)	9(8.1)	9(6.8)		3.60
		Sectional time (s)	14.84	16.50	15.88	15.58	15.28	15.68	16.32	15.72	14.81	14.01	13.73		
		Cumulative time (s)	168.35	153.51	137.01	121.13	105.55	90.27	74.59	58.27	42.55	27.74	13.73	3:17.82	
		Speed (m/s)	13.48	12.12	12.59	12.84	13.09	12.76	12.25	12.72	13.50	14.28	14.57	13.14	
		Stride length (m)	6.57	6.08	6.24	6.44	6.55	6.44	6.24	6.40	6.61	6.71	7.00	6.48	
		Stride duration (s)	0.488	0.501	0.495	0.501	0.500	0.505	0.509	0.503	0.489	0.470	0.481	0.493	
		Stride efficiency (%)	67.50	57.68	60.79	64.78	67.04	64.83	60.91	63.99	68.20	70.29	76.66	65.63	
		Stride count	30.43	32.92	32.07	31.06	30.53	31.05	32.04	31.25	30.27	29.82	28.56	401.18	

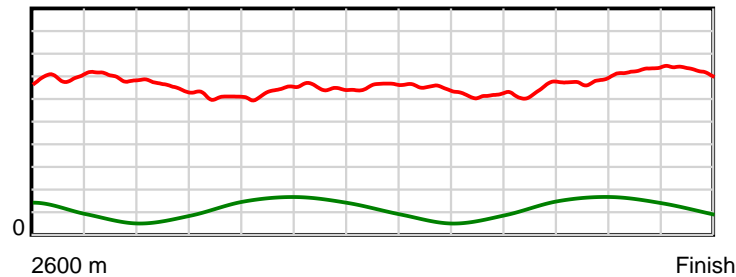
10 m Stride length



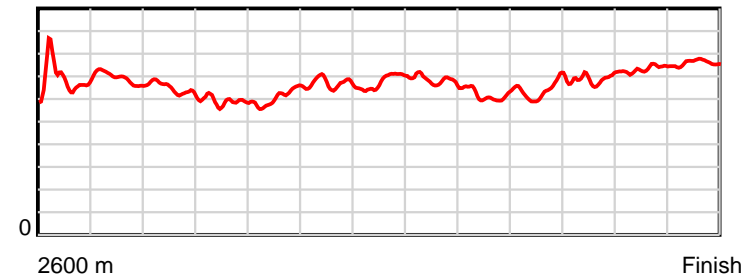
0.6 s Stride duration



20 m/sec Speed



100 % Stride efficiency



Note: Horizontal distance axis grid lines are 200m furlongs.

Disclaimer.

HRNZ and NZMTC and Thoroughbred Ratings Pty Ltd accepts no responsibility for the completeness or accuracy of any of the information contained herein, and makes no representations about its suitability for any particular purpose. Users should make their own judgements about those matters and/or seek independent advice. You assume all risks associated with use of the data provided on this page.



Race Results



June 29, 2018, Race 8, , Distance 2600m, Addington - Survey 3200m

Result	TAB no.	Horse (Barrier)	2600 to	2400m to
8th	7	Flyingmasterwi... (7)	2400m	2200m
		Position in running (margin)	-	11(11.2)
		Sectional time (s)	14.65	15.37
		Cumulative time (s)	197.82	183.17
		Speed (m/s)	13.65	13.01
		Stride length (m)	6.30	6.09
		Stride duration (s)	0.467	0.468
		Stride efficiency (%)	62.07	57.88
		Stride count	31.73	32.86

Disclaimer.

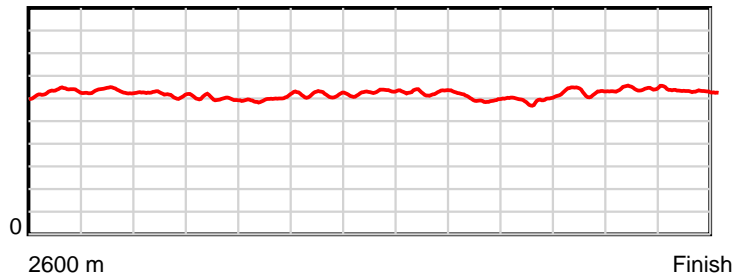
HRNZ and NZMTC and Thoroughbred Ratings Pty Ltd accepts no responsibility for the completeness or accuracy of any of the information contained herein, and makes no representations about its suitability for any particular purpose. Users should make their own judgements about those matters and/or seek independent advice. You assume all risks associated with use of the data provided on this page.

Race Results

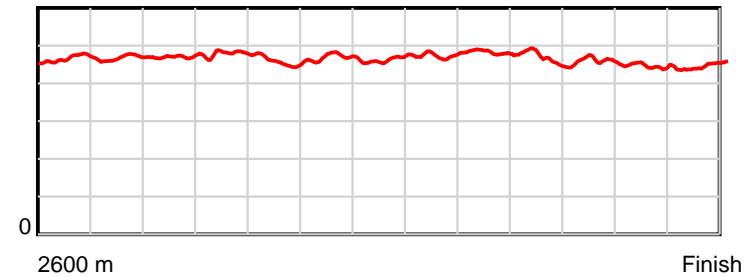
June 29, 2018, Race 8, , Distance 2600m, Addington - Survey 3200m

Result	TAB no.	Horse (Barrier)	2200m to	2000m to	1800m to	1600m to	1400m to	1200m to	1000m to	800m to	600m to	400m to	200m to	Total or	Margin
8th	7	Flyingmasterwi... (7)	2000m	1800m	1600m	1400m	1200m	1000m	800m	600m	400m	200m	WP	Average	
		Position in running (margin)	10(17.7)	10(19.6)	11(14.3)	9(11.6)	11(12.2)	10(9.0)	9(8.8)	9(7.9)	9(6.5)	7(5.7)	8(5.4)		3.60
		Sectional time (s)	15.30	15.98	15.58	15.75	14.73	15.58	16.24	15.54	14.69	14.18	14.23		
		Cumulative time (s)	167.80	152.50	136.52	120.94	105.19	90.46	74.88	58.64	43.10	28.41	14.23	3:17.82	
		Speed (m/s)	13.07	12.52	12.84	12.70	13.58	12.84	12.32	12.87	13.61	14.10	14.05	13.14	
		Stride length (m)	6.15	5.98	5.88	5.95	6.29	6.08	5.92	5.99	6.25	6.27	6.28	6.11	
		Stride duration (s)	0.470	0.478	0.458	0.469	0.463	0.474	0.481	0.466	0.459	0.444	0.447	0.465	
		Stride efficiency (%)	59.02	55.96	54.07	55.38	61.85	57.75	54.74	56.15	61.13	61.44	61.70	58.29	
		Stride count	32.54	33.42	34.00	33.60	31.79	32.90	33.79	33.37	31.98	31.90	31.83	425.71	

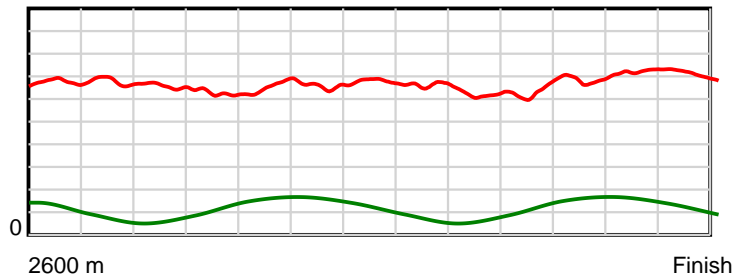
10 m Stride length



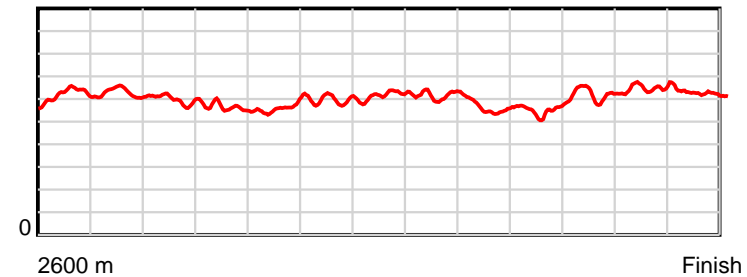
0.6 s Stride duration



20 m/sec Speed



100 % Stride efficiency



Note: Horizontal distance axis grid lines are 200m furlongs.

Disclaimer.

HRNZ and NZMTC and Thoroughbred Ratings Pty Ltd accepts no responsibility for the completeness or accuracy of any of the information contained herein, and makes no representations about its suitability for any particular purpose. Users should make their own judgements about those matters and/or seek independent advice. You assume all risks associated with use of the data provided on this page.



Race Results



June 29, 2018, Race 8, , Distance 2600m, Addington - Survey 3200m

Result	TAB no.	Horse (Barrier)	2600 to	2400m to
9th	4	That Alexander... (4)	2400m	2200m
		Position in running (margin)	-	5(4.6)
		Sectional time (s)	13.72	14.61
		Cumulative time (s)	197.82	184.10
		Speed (m/s)	14.58	13.69
		Stride length (m)	6.23	6.11
		Stride duration (s)	0.428	0.446
		Stride efficiency (%)	60.69	58.31
		Stride count	32.09	32.74

Disclaimer.

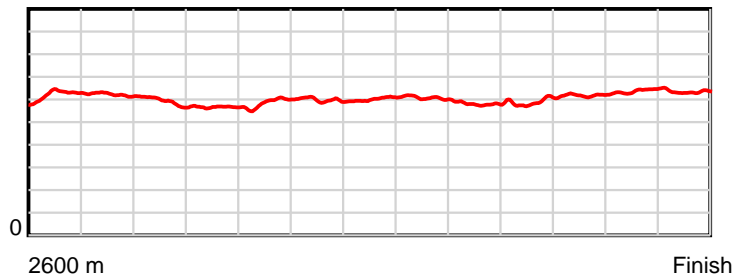
HRNZ and NZMTC and Thoroughbred Ratings Pty Ltd accepts no responsibility for the completeness or accuracy of any of the information contained herein, and makes no representations about its suitability for any particular purpose. Users should make their own judgements about those matters and/or seek independent advice. You assume all risks associated with use of the data provided on this page.

Race Results

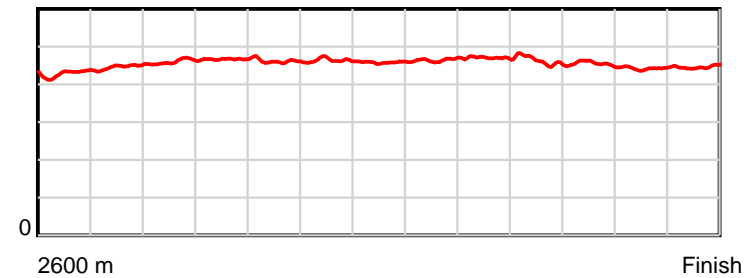
June 29, 2018, Race 8, , Distance 2600m, Addington - Survey 3200m

Result	TAB no.	Horse (Barrier)	2200m to	2000m to	1800m to	1600m to	1400m to	1200m to	1000m to	800m to	600m to	400m to	200m to	Total or	Margin
9th	4	That Alexander... (4)	2000m	1800m	1600m	1400m	1200m	1000m	800m	600m	400m	200m	WP	Average	
		Position in running (margin)	4(6.5)	4(9.6)	5(7.5)	5(6.7)	6(7.3)	7(7.0)	7(6.4)	7(6.2)	8(6.4)	8(6.3)	7(4.6)		3.70
		Sectional time (s)	15.49	16.52	15.89	15.74	15.23	15.51	16.36	15.80	14.80	13.96	14.19		
		Cumulative time (s)	169.49	154.00	137.48	121.59	105.85	90.62	75.11	58.75	42.95	28.15	14.19	3:17.82	
		Speed (m/s)	12.91	12.11	12.59	12.71	13.13	12.89	12.22	12.66	13.51	14.33	14.09	13.14	
		Stride length (m)	5.94	5.65	5.81	5.89	6.02	5.99	5.75	5.85	6.15	6.35	6.29	6.00	
		Stride duration (s)	0.460	0.467	0.462	0.464	0.458	0.465	0.470	0.463	0.455	0.443	0.446	0.456	
		Stride efficiency (%)	55.12	49.87	52.81	54.25	56.60	56.09	51.63	53.55	59.02	62.94	61.89	56.17	
		Stride count	33.68	35.40	34.40	33.94	33.23	33.38	34.80	34.16	32.54	31.51	31.78	433.65	

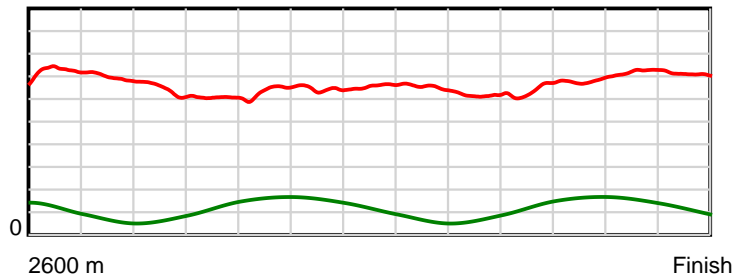
10 m Stride length



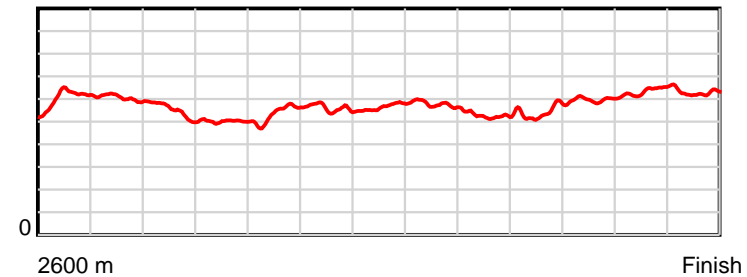
0.6 s Stride duration



20 m/sec Speed



100 % Stride efficiency



Note: Horizontal distance axis grid lines are 200m furlongs.

Disclaimer.

HRNZ and NZMTC and Thoroughbred Ratings Pty Ltd accepts no responsibility for the completeness or accuracy of any of the information contained herein, and makes no representations about its suitability for any particular purpose. Users should make their own judgements about those matters and/or seek independent advice. You assume all risks associated with use of the data provided on this page.



Race Results



June 29, 2018, Race 8, , Distance 2600m, Addington - Survey 3200m

Result	TAB no.	Horse (Barrier)	2600 to	2400m to
10th	9	Go Toddy (9)	2400m	2200m
		Position in running (margin)	-	9(9.4)
		Sectional time (s)	14.49	16.04
		Cumulative time (s)	198.12	183.63
		Speed (m/s)	13.80	12.47
		Stride length (m)	6.52	6.08
		Stride duration (s)	0.477	0.488
		Stride efficiency (%)	66.48	57.85
		Stride count	30.66	32.87

Disclaimer.

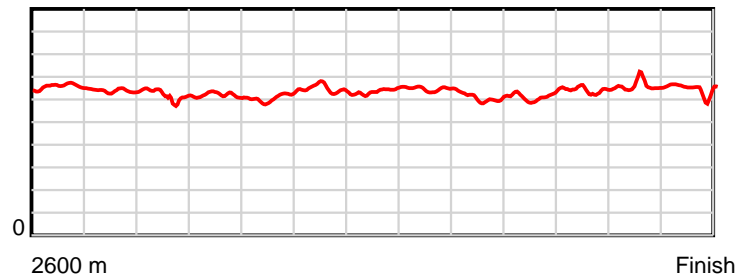
HRNZ and NZMTC and Thoroughbred Ratings Pty Ltd accepts no responsibility for the completeness or accuracy of any of the information contained herein, and makes no representations about its suitability for any particular purpose. Users should make their own judgements about those matters and/or seek independent advice. You assume all risks associated with use of the data provided on this page.

Race Results

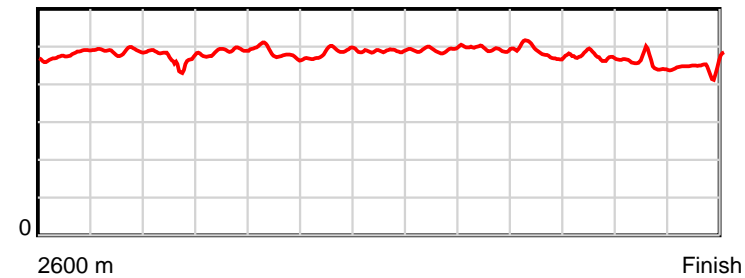
June 29, 2018, Race 8, , Distance 2600m, Addington - Survey 3200m

Result	TAB no.	Horse (Barrier)	2200m to	2000m to	1800m to	1600m to	1400m to	1200m to	1000m to	800m to	600m to	400m to	200m to	Total or	Margin
10th	9	Go Toddy (9)	2000m	1800m	1600m	1400m	1200m	1000m	800m	600m	400m	200m	WP	Average	
		Position in running (margin)	11(20.0)	11(20.0)	10(13.7)	11(12.6)	10(11.1)	11(11.3)	12(11.1)	11(9.9)	11(10.0)	10(9.2)	10(7.9)		5.30
		Sectional time (s)	14.99	15.82	15.84	15.40	15.32	15.58	16.17	15.80	14.68	14.03	13.96		
		Cumulative time (s)	167.59	152.60	136.78	120.94	105.54	90.22	74.64	58.47	42.67	27.99	13.96	3:18.12	
		Speed (m/s)	13.34	12.64	12.63	12.99	13.05	12.84	12.37	12.66	13.62	14.26	14.33	13.12	
		Stride length (m)	6.14	6.17	6.09	6.31	6.38	6.32	6.09	6.17	6.42	6.46	6.44	6.27	
		Stride duration (s)	0.460	0.488	0.483	0.485	0.489	0.492	0.492	0.487	0.472	0.453	0.450	0.478	
		Stride efficiency (%)	58.83	59.40	58.02	62.13	63.59	62.38	57.92	59.45	64.49	65.13	64.89	61.47	
		Stride count	32.59	32.44	32.82	31.72	31.35	31.66	32.85	32.43	31.13	30.98	31.04	414.54	

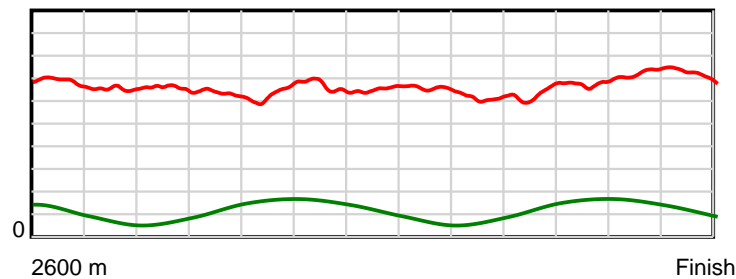
10 m Stride length



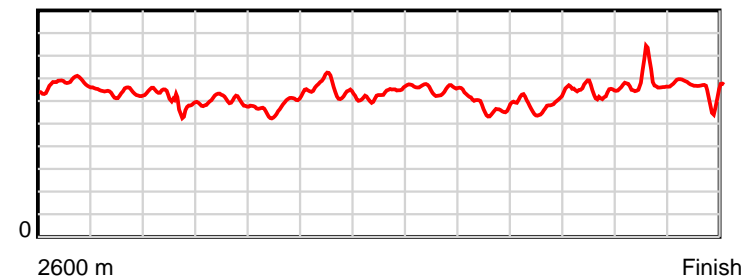
0.6 s Stride duration



20 m/sec Speed



100 % Stride efficiency



Note: Horizontal distance axis grid lines are 200m furlongs.

Disclaimer.

HRNZ and NZMTC and Thoroughbred Ratings Pty Ltd accepts no responsibility for the completeness or accuracy of any of the information contained herein, and makes no representations about its suitability for any particular purpose. Users should make their own judgements about those matters and/or seek independent advice. You assume all risks associated with use of the data provided on this page.



Race Results



June 29, 2018, Race 8, , Distance 2600m, Addington - Survey 3200m

Result	TAB no.	Horse (Barrier)	2600 to	2400m to
11th	3	Peace Train (3)	2400m	2200m
		Position in running (margin)	-	12(16.8)
		Sectional time (s)	15.71	15.63
		Cumulative time (s)	205.32	189.61
		Speed (m/s)	12.73	12.80
		Stride length (m)	5.35	5.88
		Stride duration (s)	0.424	0.460
		Stride efficiency (%)	44.74	54.11
		Stride count	37.38	33.99

Disclaimer.

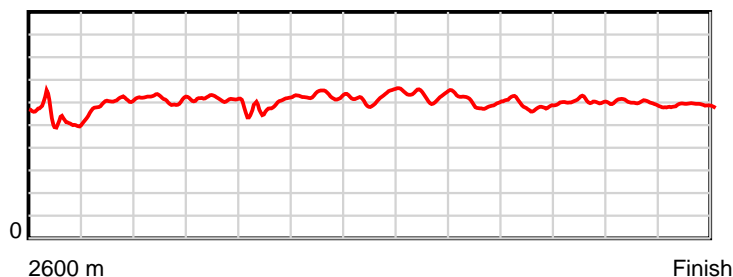
HRNZ and NZMTC and Thoroughbred Ratings Pty Ltd accepts no responsibility for the completeness or accuracy of any of the information contained herein, and makes no representations about its suitability for any particular purpose. Users should make their own judgements about those matters and/or seek independent advice. You assume all risks associated with use of the data provided on this page.

Race Results

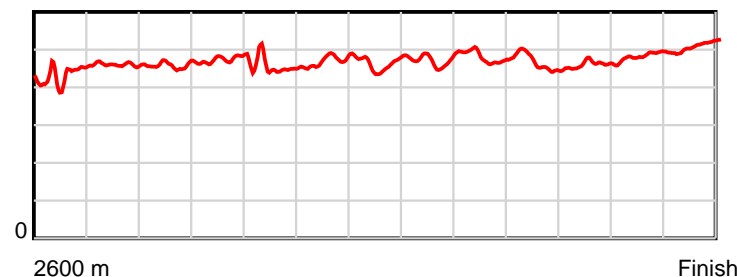
June 29, 2018, Race 8, , Distance 2600m, Addington - Survey 3200m

Result	TAB no.	Horse (Barrier)	2200m to	2000m to	1800m to	1600m to	1400m to	1200m to	1000m to	800m to	600m to	400m to	200m to	Total or	Margin
11th	3	Peace Train (3)	2000m	1800m	1600m	1400m	1200m	1000m	800m	600m	400m	200m	WP	Average	
		Position in running (margin)	12(25.0)	12(24.0)	12(15.9)	12(15.3)	12(13.1)	12(11.4)	11(10.8)	12(9.9)	12(10.9)	11(15.7)	11(30.1)		45.50
		Sectional time (s)	14.82	15.52	15.92	15.29	14.98	15.52	16.24	15.94	15.62	16.63	17.50		
		Cumulative time (s)	173.98	159.16	143.64	127.72	112.43	97.45	81.93	65.69	49.75	34.13	17.50	3:25.32	
		Speed (m/s)	13.50	12.89	12.56	13.08	13.35	12.89	12.32	12.55	12.80	12.03	11.43	12.66	
		Stride length (m)	6.19	6.10	5.67	6.15	6.18	6.10	5.90	5.83	5.90	5.84	5.85	5.91	
		Stride duration (s)	0.459	0.474	0.451	0.470	0.463	0.473	0.479	0.465	0.461	0.486	0.512	0.467	
		Stride efficiency (%)	59.83	58.17	50.19	59.17	59.66	58.05	54.30	53.10	54.42	53.36	53.41	54.56	
		Stride count	32.32	32.78	35.29	32.50	32.37	32.81	33.93	34.31	33.89	34.22	34.21	440.00	

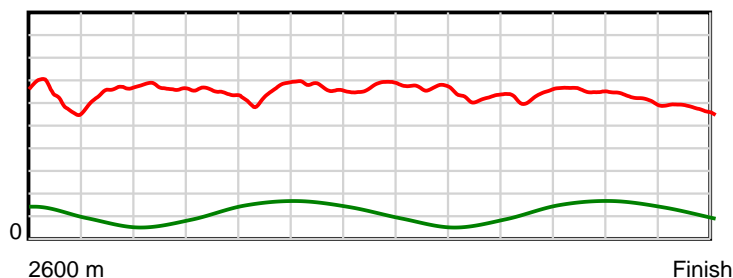
10 m Stride length



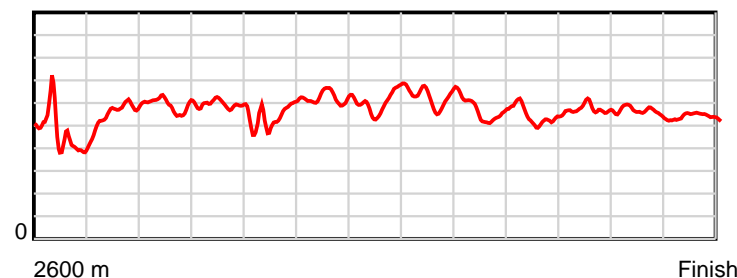
0.6 s Stride duration



20 m/sec Speed



100 % Stride efficiency



Note: Horizontal distance axis grid lines are 200m furlongs.

Disclaimer.

HRNZ and NZMTC and Thoroughbred Ratings Pty Ltd accepts no responsibility for the completeness or accuracy of any of the information contained herein, and makes no representations about its suitability for any particular purpose. Users should make their own judgements about those matters and/or seek independent advice. You assume all risks associated with use of the data provided on this page.



Race Results



June 29, 2018, Race 8, , Distance 2600m, Addington - Survey 3200m

Result	TAB no.	Horse (Barrier)	2600 to	2400m to
12th	2	Key Reactor (2)	2400m	2200m
		Position in running (margin)	-	1(0.0)
		Sectional time (s)	12.78	14.28
		Cumulative time (s)	208.82	196.04
		Speed (m/s)	15.65	14.01
		Stride length (m)	6.35	6.27
		Stride duration (s)	0.414	0.448
		Stride efficiency (%)	62.92	61.51
		Stride count	31.52	31.88

Disclaimer.

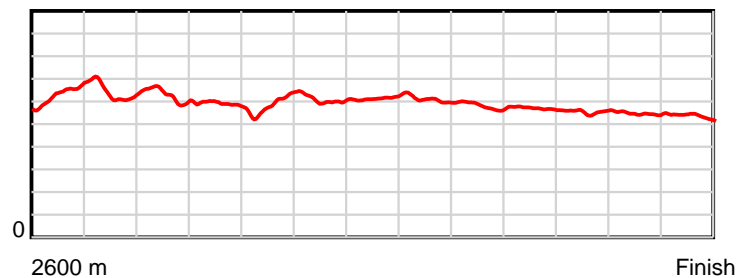
HRNZ and NZMTC and Thoroughbred Ratings Pty Ltd accepts no responsibility for the completeness or accuracy of any of the information contained herein, and makes no representations about its suitability for any particular purpose. Users should make their own judgements about those matters and/or seek independent advice. You assume all risks associated with use of the data provided on this page.

Race Results

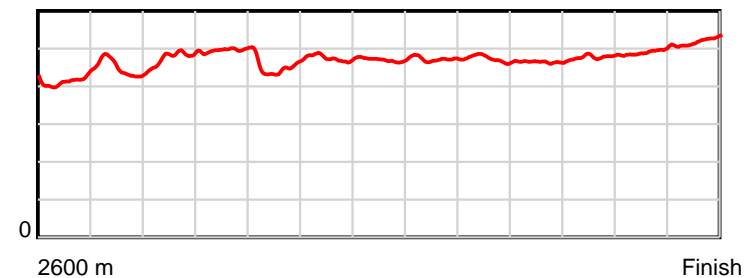
June 29, 2018, Race 8, , Distance 2600m, Addington - Survey 3200m

Result	TAB no.	Horse (Barrier)	2200m to	2000m to	1800m to	1600m to	1400m to	1200m to	1000m to	800m to	600m to	400m to	200m to	Total or	Margin
12th	2	Key Reactor (2)	2000m	1800m	1600m	1400m	1200m	1000m	800m	600m	400m	200m	WP	Average	
		Position in running (margin)	1(0.0)	2(2.6)	2(2.9)	1(0.0)	1(0.0)	1(0.0)	1(0.0)	1(0.0)	5(3.3)	12(18.0)	12(39.9)		64.70
		Sectional time (s)	15.42	16.91	15.55	15.65	15.27	15.61	16.39	16.32	17.28	17.88	19.48		
		Cumulative time (s)	181.76	166.34	149.43	133.88	118.23	102.96	87.35	70.96	54.64	37.36	19.48	3:28.82	
		Speed (m/s)	12.97	11.83	12.86	12.78	13.10	12.81	12.20	12.25	11.57	11.19	10.27	12.45	
		Stride length (m)	6.21	5.86	5.81	6.07	6.16	6.05	5.77	5.69	5.54	5.51	5.34	5.88	
		Stride duration (s)	0.479	0.496	0.451	0.475	0.470	0.472	0.473	0.465	0.478	0.492	0.520	0.472	
		Stride efficiency (%)	60.28	53.70	52.67	57.55	59.29	57.12	52.11	50.66	47.88	47.36	44.49	53.98	
		Stride count	32.20	34.12	34.45	32.96	32.47	33.08	34.63	35.13	36.13	36.33	37.48	442.38	

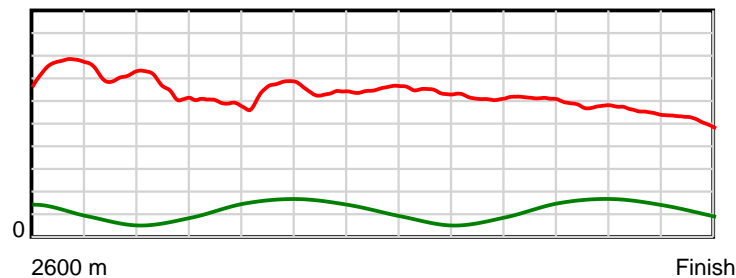
10 m Stride length



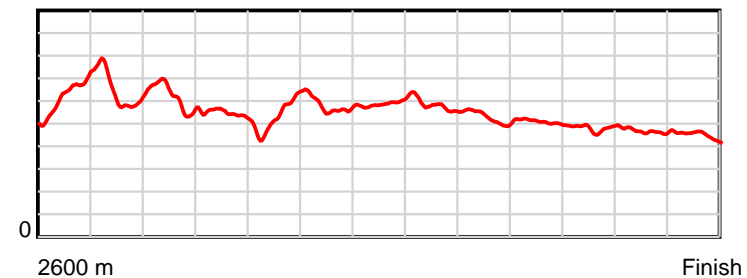
0.6 s Stride duration



20 m/sec Speed



100 % Stride efficiency



Note: Horizontal distance axis grid lines are 200m furlongs.

Disclaimer.

HRNZ and NZMTC and Thoroughbred Ratings Pty Ltd accepts no responsibility for the completeness or accuracy of any of the information contained herein, and makes no representations about its suitability for any particular purpose. Users should make their own judgements about those matters and/or seek independent advice. You assume all risks associated with use of the data provided on this page.