



Race Results

NZ Metropolitan Trotting Club Inc, HRNZ, June 29, 2018

Compilation date: June 29, 2018, 9:50:56 PM (NZST)

Copyright © 2018 HRNZ and NZMTC. All rights reserved.

Trademarks.

StrideMASTER is a registered trademark of Thoroughbred Ratings Pty Ltd.

Disclaimer.

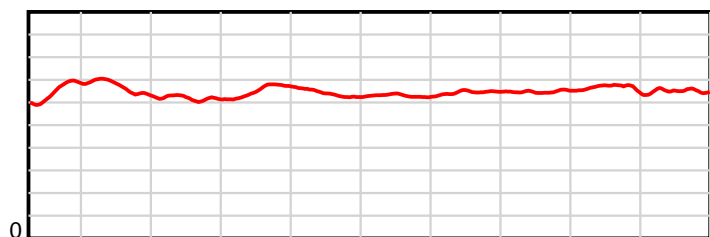
HRNZ and NZMTC and Thoroughbred Ratings Pty Ltd accepts no responsibility for the completeness or accuracy of any of the information contained herein, and makes no representations about its suitability for any particular purpose. Users should make their own judgements about those matters and/or seek independent advice. You assume all risks associated with use of the data provided on this page.

Race Results

June 29, 2018, Race 9, PIAZZA D'ORO ESPRESSO SERVED AT SPECTATORS MOBILE PACE, Distance 1950m, Addington - Survey 1950m

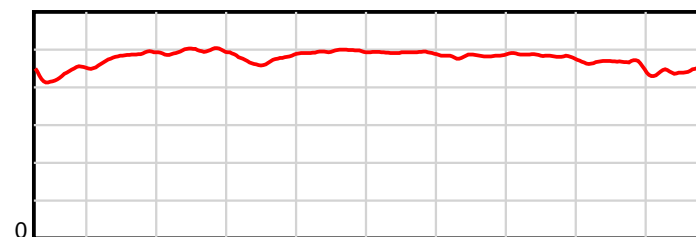
Result	TAB no.	Horse (Barrier)	1950 to	1800m to	1600m to	1400m to	1200m to	1000m to	800m to	600m to	400m to	200m to	Total or	Margin
1st	3	Paravani (3)	1800m	1600m	1400m	1200m	1000m	800m	600m	400m	200m	WP	Average	
		Position in running (margin)	-	1(0.0)	1(0.0)	1(0.0)	3(2.1)	2(2.0)	3(1.8)	3(2.0)	3(2.1)	2(0.7)		0.00
		Sectional time (s)	10.03	14.67	15.90	14.50	15.45	15.71	14.95	15.00	13.89	13.68		
		Cumulative time (s)	143.78	133.75	119.08	103.18	88.68	73.23	57.52	42.57	27.57	13.68	2:23.78	
		Speed (m/s)	14.96	13.63	12.58	13.79	12.94	12.73	13.38	13.33	14.40	14.62	13.56	
		Stride length (m)	6.53	6.58	6.23	6.55	6.41	6.26	6.47	6.43	6.65	6.51	6.46	
		Stride duration (s)	0.434	0.483	0.496	0.475	0.495	0.491	0.484	0.482	0.462	0.445	0.476	
		Stride efficiency (%)	66.72	67.69	60.71	66.97	64.15	61.16	65.51	64.64	69.03	66.23	65.16	
		Stride count	22.96	30.39	32.09	30.55	31.22	31.97	30.89	31.10	30.09	30.72	301.98	

10 m Stride length



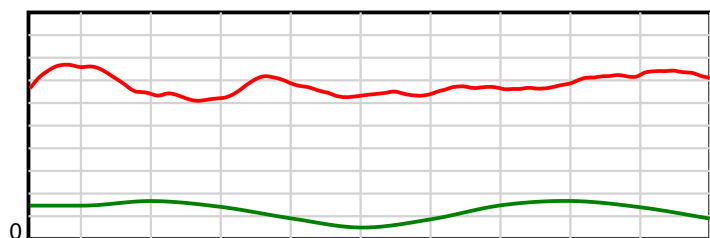
1950 m Finish

0.6 s Stride duration



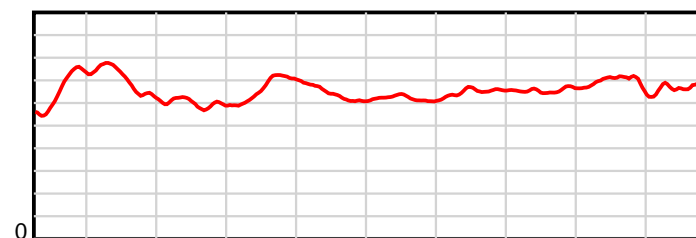
1950 m Finish

20 m/sec Speed



1950 m Finish

100 % Stride efficiency



1950 m Finish

Note: Horizontal distance axis grid lines are 200m furlongs.

Disclaimer.

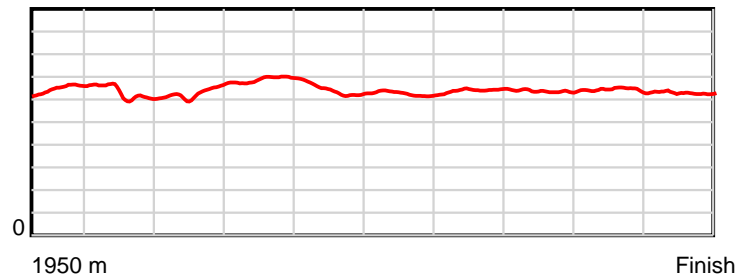
HRNZ and NZMTC and Thoroughbred Ratings Pty Ltd accepts no responsibility for the completeness or accuracy of any of the information contained herein, and makes no representations about its suitability for any particular purpose. Users should make their own judgements about those matters and/or seek independent advice. You assume all risks associated with use of the data provided on this page.

Race Results

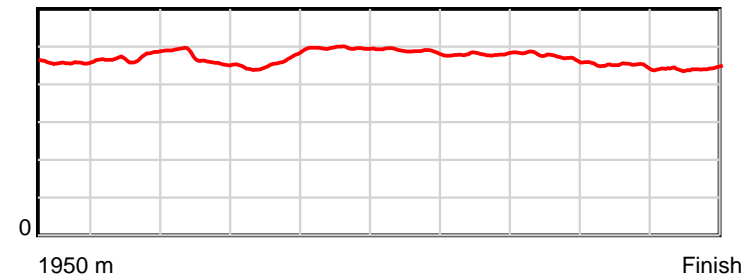
June 29, 2018, Race 9, PIAZZA D'ORO ESPRESSO SERVED AT SPECTATORS MOBILE PACE, Distance 1950m, Addington - Survey 1950m

Result	TAB no.	Horse (Barrier)	1950 to	1800m to	1600m to	1400m to	1200m to	1000m to	800m to	600m to	400m to	200m to	Total or	Margin
2nd	12	The Tin Soldie... (12)	1800m	1600m	1400m	1200m	1000m	800m	600m	400m	200m	WP	Average	
		Position in running (margin)	-	8(5.2)	8(9.2)	6(4.8)	1(0.0)	1(0.0)	1(0.0)	1(0.0)	1(0.0)	1(0.0)		0.40
		Sectional time (s)	10.74	15.33	15.17	13.35	15.49	15.73	14.91	15.00	14.13	14.03		
		Cumulative time (s)	143.88	133.14	117.81	102.64	89.29	73.80	58.07	43.16	28.16	14.03	2:23.88	
		Speed (m/s)	13.97	13.05	13.18	14.98	12.91	12.71	13.41	13.33	14.15	14.26	13.55	
		Stride length (m)	6.52	6.16	6.19	6.88	6.40	6.20	6.43	6.31	6.36	6.29	6.37	
		Stride duration (s)	0.456	0.472	0.470	0.459	0.496	0.488	0.480	0.473	0.449	0.442	0.470	
		Stride efficiency (%)	66.39	59.33	59.94	73.89	64.06	60.16	64.62	62.20	63.20	61.87	63.31	
		Stride count	23.01	32.46	32.29	29.09	31.24	32.23	31.10	31.70	31.45	31.79	306.36	

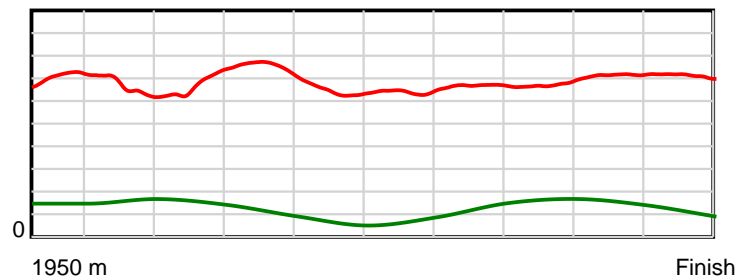
10 m Stride length



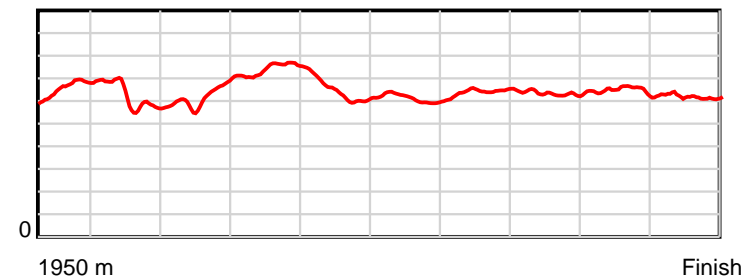
0.6 s Stride duration



20 m/sec Speed



100 % Stride efficiency



Note: Horizontal distance axis grid lines are 200m furlongs.

Disclaimer.

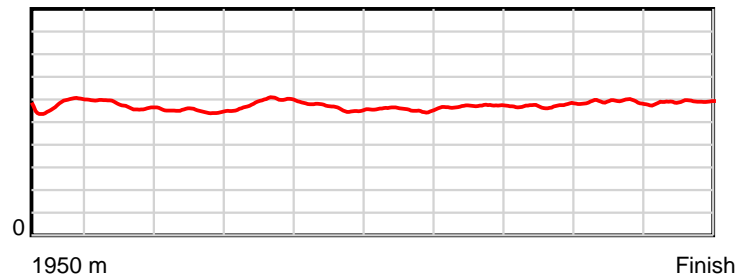
HRNZ and NZMTC and Thoroughbred Ratings Pty Ltd accepts no responsibility for the completeness or accuracy of any of the information contained herein, and makes no representations about its suitability for any particular purpose. Users should make their own judgements about those matters and/or seek independent advice. You assume all risks associated with use of the data provided on this page.

Race Results

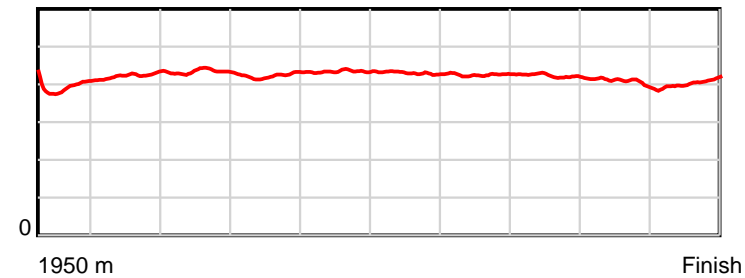
June 29, 2018, Race 9, PIAZZA D'ORO ESPRESSO SERVED AT SPECTATORS MOBILE PACE, Distance 1950m, Addington - Survey 1950m

Result	TAB no.	Horse (Barrier)	1950 to	1800m to	1600m to	1400m to	1200m to	1000m to	800m to	600m to	400m to	200m to	Total or	Margin
3rd	2	Eastwood Chief... (2)	1800m	1600m	1400m	1200m	1000m	800m	600m	400m	200m	WP	Average	
		Position in running (margin)	-	2(1.4)	2(3.4)	2(2.2)	4(4.4)	5(4.1)	5(4.4)	5(4.7)	5(3.8)	3(3.1)		2.00
		Sectional time (s)	10.18	15.01	15.70	14.51	15.43	15.78	14.97	14.84	14.01	13.75		
		Cumulative time (s)	144.18	134.00	118.99	103.29	88.78	73.35	57.57	42.60	27.76	13.75	2:24.18	
		Speed (m/s)	14.74	13.32	12.74	13.78	12.96	12.67	13.36	13.48	14.28	14.55	13.52	
		Stride length (m)	5.75	5.65	5.52	5.83	5.63	5.45	5.68	5.70	5.81	5.88	5.69	
		Stride duration (s)	0.392	0.424	0.434	0.423	0.434	0.430	0.425	0.423	0.407	0.405	0.420	
		Stride efficiency (%)	51.73	49.81	47.69	53.18	49.47	46.38	50.44	50.74	52.72	54.09	50.52	
		Stride count	26.07	35.42	36.20	34.28	35.55	36.71	35.20	35.10	34.43	33.99	342.95	

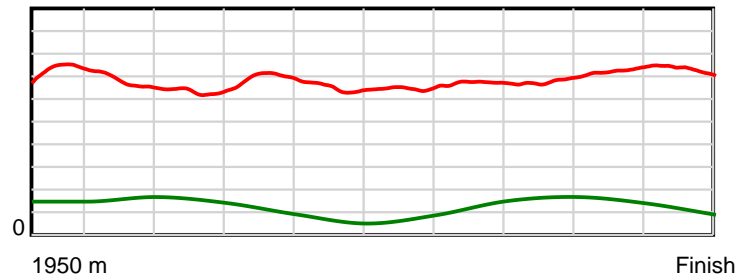
10 m Stride length



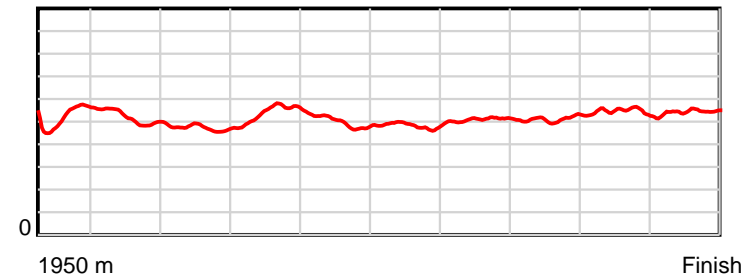
0.6 s Stride duration



20 m/sec Speed



100 % Stride efficiency



Note: Horizontal distance axis grid lines are 200m furlongs.

Disclaimer.

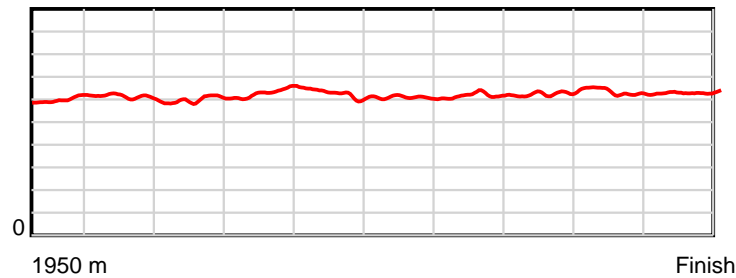
HRNZ and NZMTC and Thoroughbred Ratings Pty Ltd accepts no responsibility for the completeness or accuracy of any of the information contained herein, and makes no representations about its suitability for any particular purpose. Users should make their own judgements about those matters and/or seek independent advice. You assume all risks associated with use of the data provided on this page.

Race Results

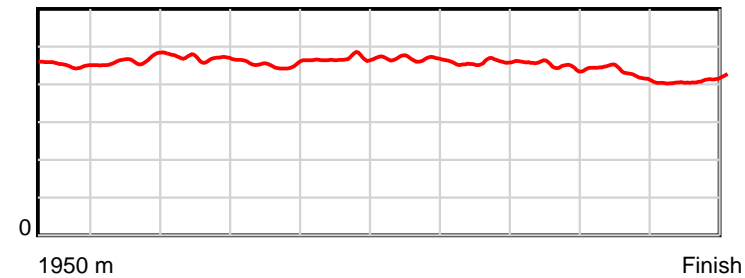
June 29, 2018, Race 9, PIAZZA D'ORO ESPRESSO SERVED AT SPECTATORS MOBILE PACE, Distance 1950m, Addington - Survey 1950m

Result	TAB no.	Horse (Barrier)	1950 to	1800m to	1600m to	1400m to	1200m to	1000m to	800m to	600m to	400m to	200m to	Total or	Margin
4th	8	His Royal Harn... (8)	1800m	1600m	1400m	1200m	1000m	800m	600m	400m	200m	WP	Average	
		Position in running (margin)	-	10(8.0)	11(13.3)	11(12.7)	11(13.7)	11(12.0)	11(11.4)	11(11.0)	11(9.5)	8(7.5)		2.70
		Sectional time (s)	11.50	15.56	15.79	14.32	15.20	15.63	14.84	14.75	13.80	12.89		
		Cumulative time (s)	144.28	132.78	117.22	101.43	87.11	71.91	56.28	41.44	26.69	12.89	2:24.28	
		Speed (m/s)	13.05	12.85	12.67	13.97	13.16	12.80	13.48	13.56	14.49	15.52	13.52	
		Stride length (m)	6.04	5.97	5.95	6.33	6.16	5.99	6.17	6.10	6.20	6.39	6.13	
		Stride duration (s)	0.451	0.464	0.470	0.453	0.468	0.468	0.458	0.449	0.428	0.412	0.453	
		Stride efficiency (%)	57.08	55.66	55.32	62.58	59.30	56.04	59.55	58.07	60.06	63.71	58.69	
		Stride count	24.82	33.51	33.61	31.60	32.47	33.40	32.40	32.81	32.26	31.32	318.20	

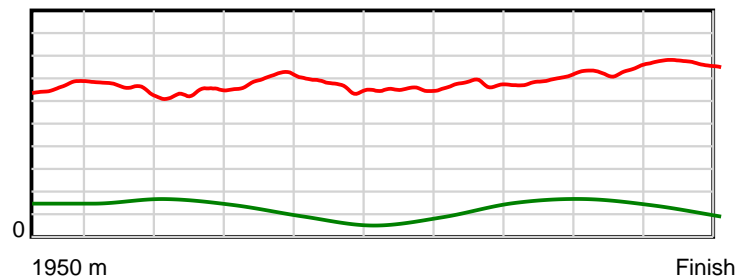
10 m Stride length



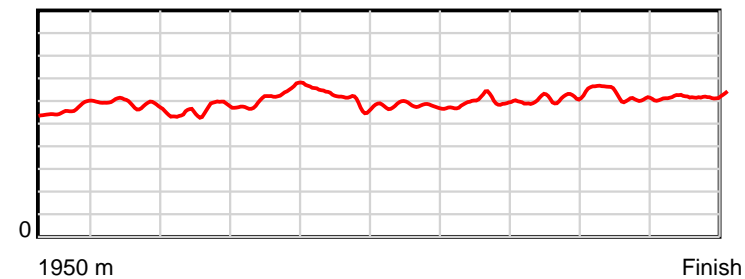
0.6 s Stride duration



20 m/sec Speed



100 % Stride efficiency



Note: Horizontal distance axis grid lines are 200m furlongs.

Disclaimer.

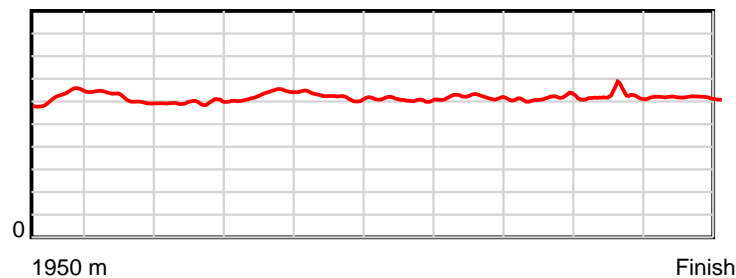
HRNZ and NZMTC and Thoroughbred Ratings Pty Ltd accepts no responsibility for the completeness or accuracy of any of the information contained herein, and makes no representations about its suitability for any particular purpose. Users should make their own judgements about those matters and/or seek independent advice. You assume all risks associated with use of the data provided on this page.

Race Results

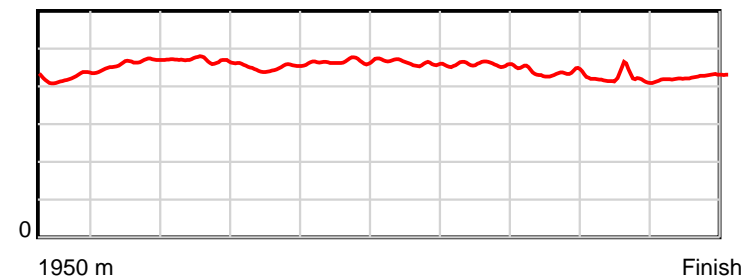
June 29, 2018, Race 9, PIAZZA D'ORO ESPRESSO SERVED AT SPECTATORS MOBILE PACE, Distance 1950m, Addington - Survey 1950m

Result	TAB no.	Horse (Barrier)	1950 to	1800m to	1600m to	1400m to	1200m to	1000m to	800m to	600m to	400m to	200m to	Total or	Margin
5th	11	War Horse (11)	1800m	1600m	1400m	1200m	1000m	800m	600m	400m	200m	WP	Average	
		Position in running (margin)	-	5(3.0)	6(7.6)	8(8.2)	8(8.8)	7(7.7)	7(7.0)	7(6.6)	6(5.6)	6(4.0)		3.50
		Sectional time (s)	10.54	15.43	16.01	14.25	15.30	15.61	14.85	14.82	13.86	13.81		
		Cumulative time (s)	144.48	133.94	118.51	102.50	88.25	72.95	57.34	42.49	27.67	13.81	2:24.48	
		Speed (m/s)	14.23	12.96	12.49	14.04	13.07	12.81	13.47	13.50	14.43	14.48	13.50	
		Stride length (m)	6.19	5.98	5.86	6.31	6.10	5.91	6.17	5.87	6.05	6.17	6.05	
		Stride duration (s)	0.423	0.461	0.469	0.450	0.467	0.461	0.458	0.435	0.419	0.426	0.448	
		Stride efficiency (%)	59.90	55.87	53.58	62.21	58.10	54.61	59.40	53.78	57.20	59.46	57.24	
		Stride count	24.23	33.45	34.16	31.70	32.80	33.83	32.44	34.09	33.06	32.42	322.18	

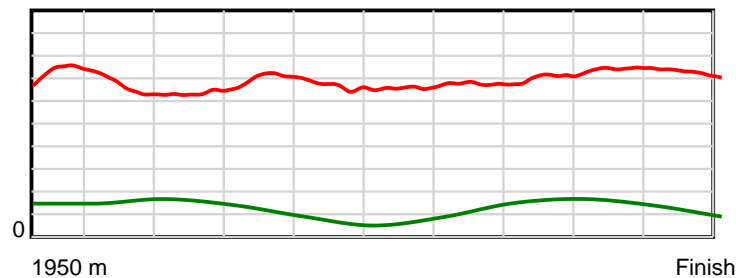
10 m Stride length



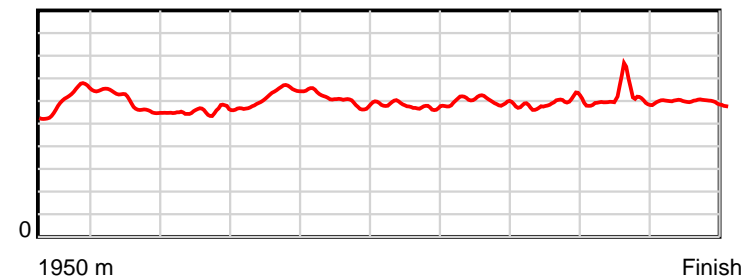
0.6 s Stride duration



20 m/sec Speed



100 % Stride efficiency



Note: Horizontal distance axis grid lines are 200m furlongs.

Disclaimer.

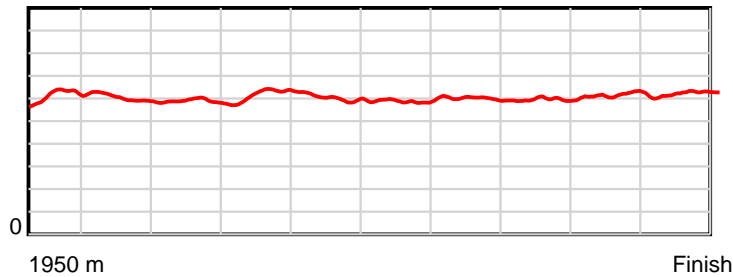
HRNZ and NZMTC and Thoroughbred Ratings Pty Ltd accepts no responsibility for the completeness or accuracy of any of the information contained herein, and makes no representations about its suitability for any particular purpose. Users should make their own judgements about those matters and/or seek independent advice. You assume all risks associated with use of the data provided on this page.

Race Results

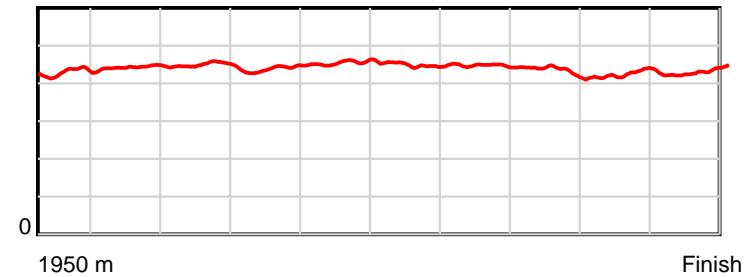
June 29, 2018, Race 9, PIAZZA D'ORO ESPRESSO SERVED AT SPECTATORS MOBILE PACE, Distance 1950m, Addington - Survey 1950m

Result	TAB no.	Horse (Barrier)	1950 to	1800m to	1600m to	1400m to	1200m to	1000m to	800m to	600m to	400m to	200m to	Total or	Margin
6th	6	Omar Sharif (6)	1800m	1600m	1400m	1200m	1000m	800m	600m	400m	200m	WP	Average	
		Position in running (margin)	-	4(2.9)	4(5.8)	4(4.1)	5(4.6)	4(4.0)	4(3.6)	4(3.9)	4(3.7)	5(3.3)		3.70
		Sectional time (s)	10.59	15.16	15.63	14.23	15.38	15.66	14.97	14.97	14.06	13.83		
		Cumulative time (s)	144.48	133.89	118.73	103.10	88.87	73.49	57.83	42.86	27.89	13.83	2:24.48	
		Speed (m/s)	14.17	13.19	12.80	14.05	13.00	12.77	13.36	13.36	14.22	14.46	13.50	
		Stride length (m)	6.15	5.84	5.75	6.16	5.91	5.73	5.97	5.78	6.05	6.24	5.95	
		Stride duration (s)	0.429	0.443	0.449	0.438	0.455	0.449	0.447	0.433	0.425	0.431	0.441	
		Stride efficiency (%)	59.16	53.38	51.62	59.32	54.65	51.29	55.73	52.26	57.15	60.82	55.30	
		Stride count	24.38	34.22	34.80	32.46	33.82	34.91	33.49	34.58	33.07	32.06	327.79	

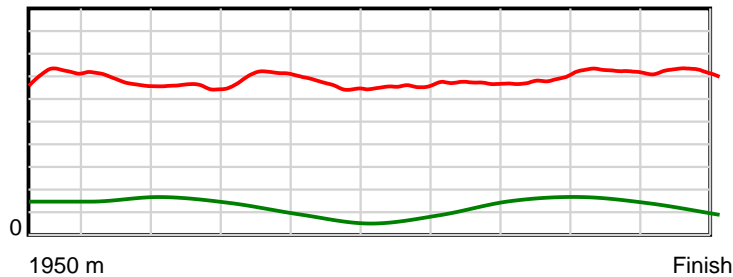
10 m Stride length



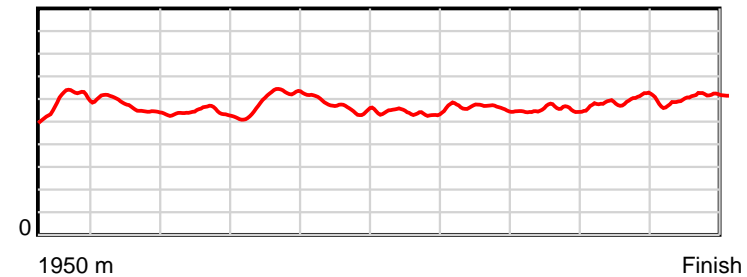
0.6 s Stride duration



20 m/sec Speed



100 % Stride efficiency



Note: Horizontal distance axis grid lines are 200m furlongs.

Disclaimer.

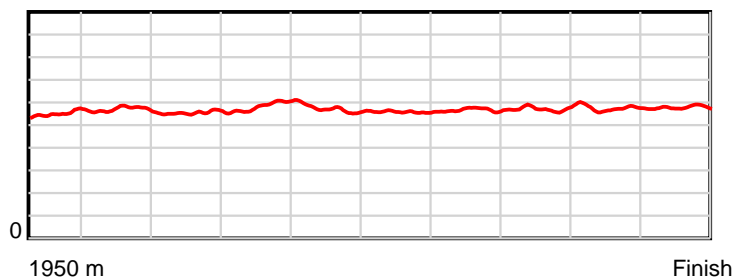
HRNZ and NZMTC and Thoroughbred Ratings Pty Ltd accepts no responsibility for the completeness or accuracy of any of the information contained herein, and makes no representations about its suitability for any particular purpose. Users should make their own judgements about those matters and/or seek independent advice. You assume all risks associated with use of the data provided on this page.

Race Results

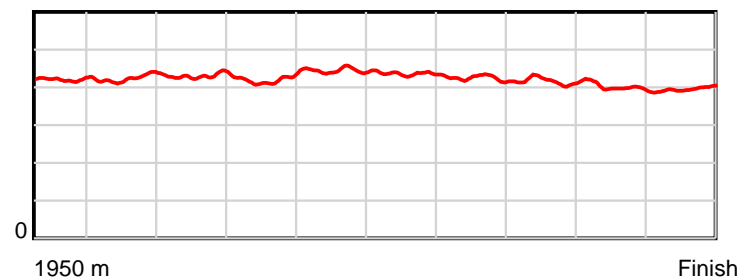
June 29, 2018, Race 9, PIAZZA D'ORO ESPRESSO SERVED AT SPECTATORS MOBILE PACE, Distance 1950m, Addington - Survey 1950m

Result	TAB no.	Horse (Barrier)	1950 to	1800m to	1600m to	1400m to	1200m to	1000m to	800m to	600m to	400m to	200m to	Total or	Margin
7th	9	Takitimu Expre... (9)	1800m	1600m	1400m	1200m	1000m	800m	600m	400m	200m	WP	Average	
		Position in running (margin)	-	11(8.9)	10(11.6)	9(8.9)	9(10.3)	10(10.4)	10(9.6)	10(9.2)	10(7.9)	9(7.5)		5.90
		Sectional time (s)	11.70	15.12	15.45	14.37	15.51	15.59	14.85	14.78	14.05	13.46		
		Cumulative time (s)	144.88	133.18	118.06	102.61	88.24	72.73	57.14	42.29	27.51	13.46	2:24.88	
		Speed (m/s)	12.82	13.23	12.94	13.92	12.89	12.83	13.47	13.53	14.23	14.86	13.46	
		Stride length (m)	5.55	5.61	5.58	5.85	5.73	5.60	5.71	5.63	5.70	5.90	5.69	
		Stride duration (s)	0.421	0.424	0.431	0.421	0.444	0.436	0.424	0.416	0.400	0.397	0.422	
		Stride efficiency (%)	48.07	49.13	48.57	53.51	51.34	48.98	50.97	49.54	50.70	54.40	50.52	
		Stride count	27.05	35.67	35.87	34.18	34.89	35.73	35.02	35.52	35.11	33.90	342.94	

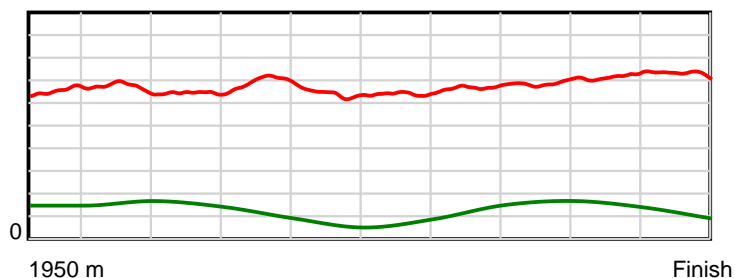
10 m Stride length



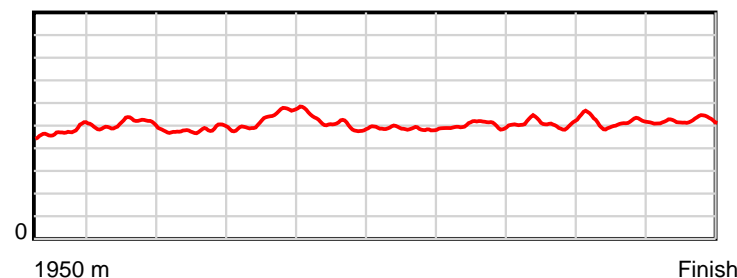
0.6 s Stride duration



20 m/sec Speed



100 % Stride efficiency



Note: Horizontal distance axis grid lines are 200m furlongs.

Disclaimer.

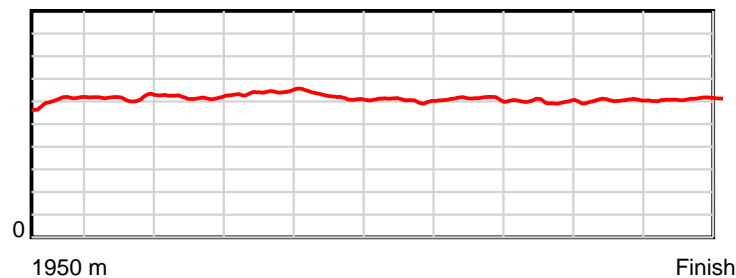
HRNZ and NZMTC and Thoroughbred Ratings Pty Ltd accepts no responsibility for the completeness or accuracy of any of the information contained herein, and makes no representations about its suitability for any particular purpose. Users should make their own judgements about those matters and/or seek independent advice. You assume all risks associated with use of the data provided on this page.

Race Results

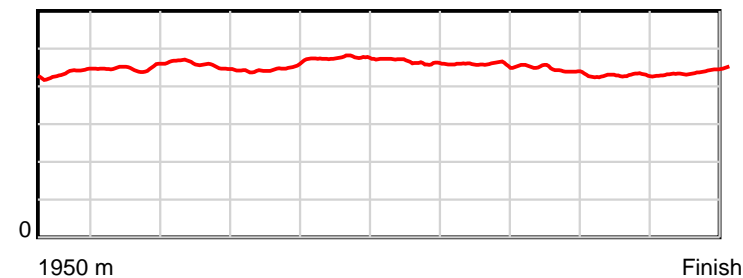
June 29, 2018, Race 9, PIAZZA D'ORO ESPRESSO SERVED AT SPECTATORS MOBILE PACE, Distance 1950m, Addington - Survey 1950m

Result	TAB no.	Horse (Barrier)	1950 to	1800m to	1600m to	1400m to	1200m to	1000m to	800m to	600m to	400m to	200m to	Total or	Margin
8th	7	Flamboyant (7)	1800m	1600m	1400m	1200m	1000m	800m	600m	400m	200m	WP	Average	
		Position in running (margin)	-	7(4.8)	7(8.0)	3(3.1)	2(1.7)	3(2.4)	2(1.7)	2(1.9)	2(1.9)	4(3.2)		6.00
		Sectional time (s)	10.64	15.20	15.09	13.91	15.60	15.62	14.95	15.00	14.34	14.53		
		Cumulative time (s)	144.88	134.24	119.04	103.95	90.04	74.44	58.82	43.87	28.87	14.53	2:24.88	
		Speed (m/s)	14.10	13.16	13.25	14.38	12.82	12.80	13.38	13.33	13.95	13.76	13.46	
		Stride length (m)	6.05	5.90	6.05	6.45	6.09	5.94	6.12	5.91	5.98	6.06	6.05	
		Stride duration (s)	0.435	0.449	0.457	0.449	0.475	0.464	0.458	0.443	0.428	0.441	0.450	
		Stride efficiency (%)	57.28	54.46	57.25	64.99	57.94	55.06	58.60	54.51	55.82	57.48	57.23	
		Stride count	24.78	33.88	33.04	31.01	32.85	33.69	32.66	33.86	33.46	32.98	322.21	

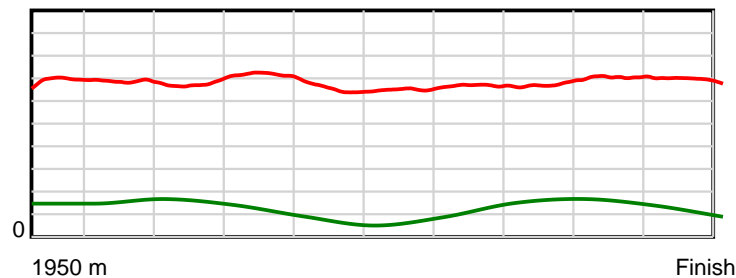
10 m Stride length



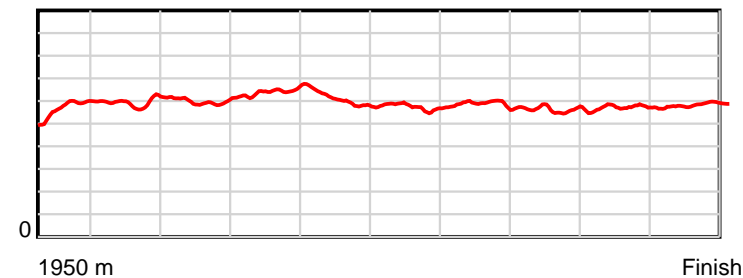
0.6 s Stride duration



20 m/sec Speed



100 % Stride efficiency



Note: Horizontal distance axis grid lines are 200m furlongs.

Disclaimer.

HRNZ and NZMTC and Thoroughbred Ratings Pty Ltd accepts no responsibility for the completeness or accuracy of any of the information contained herein, and makes no representations about its suitability for any particular purpose. Users should make their own judgements about those matters and/or seek independent advice. You assume all risks associated with use of the data provided on this page.

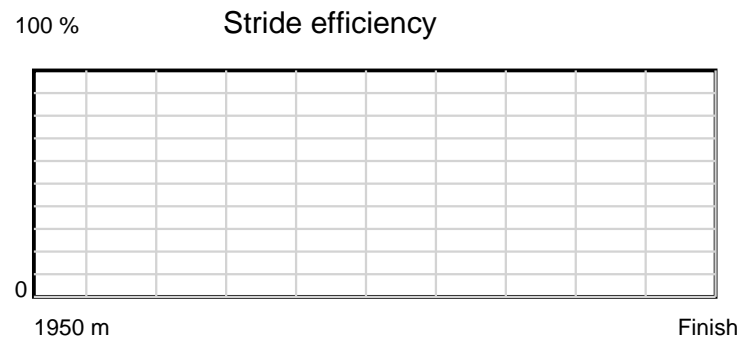
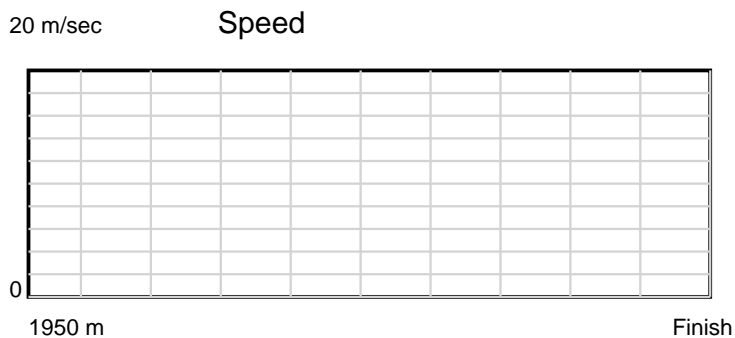
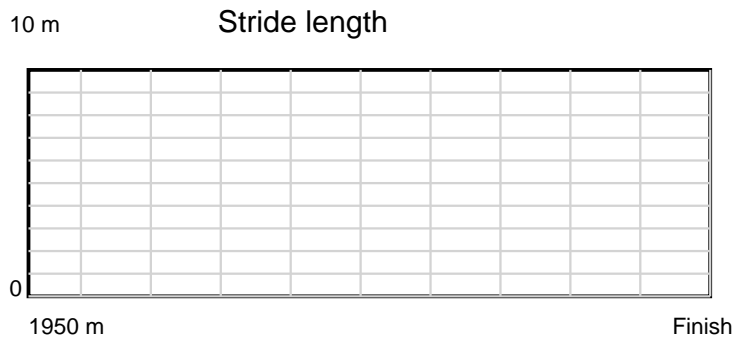


Race Results



June 29, 2018, Race 9, PIAZZA D'ORO ESPRESSO SERVED AT SPECTATORS MOBILE PACE, Distance 1950m, Addington - Survey 1950m

Result	TAB no.	Horse (Barrier)	1950 to	1800m to	1600m to	1400m to	1200m to	1000m to	800m to	600m to	400m to	200m to	Total or	Margin
9th	5	Locked Out Of ... (5)	WP	Average										
		Position in running (margin)		6.20										
		Sectional time (s)												
		Cumulative time (s)	2:24.98											
		Speed (m/s)	13.45											
		Stride length (m)	nan											
		Stride duration (s)	nan											
		Stride efficiency (%)	nan											
		Stride count	0.00											



Note: Horizontal distance axis grid lines are 200m furlongs.

Disclaimer.

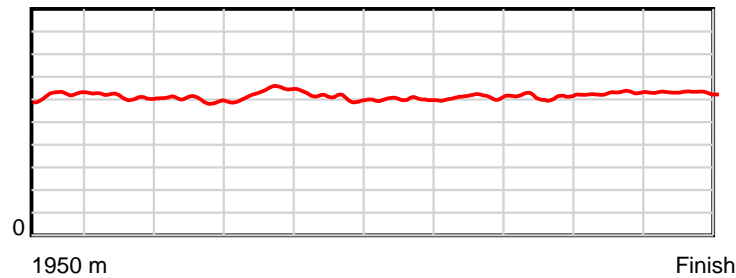
HRNZ and NZMTC and Thoroughbred Ratings Pty Ltd accepts no responsibility for the completeness or accuracy of any of the information contained herein, and makes no representations about its suitability for any particular purpose. Users should make their own judgements about those matters and/or seek independent advice. You assume all risks associated with use of the data provided on this page.

Race Results

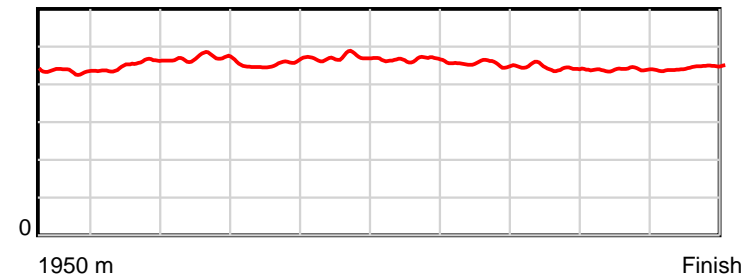
June 29, 2018, Race 9, PIAZZA D'ORO ESPRESSO SERVED AT SPECTATORS MOBILE PACE, Distance 1950m, Addington - Survey 1950m

Result	TAB no.	Horse (Barrier)	1950 to	1800m to	1600m to	1400m to	1200m to	1000m to	800m to	600m to	400m to	200m to	Total or	Margin
10th	10	Joey Maguire (10)	1800m	1600m	1400m	1200m	1000m	800m	600m	400m	200m	WP	Average	
		Position in running (margin)	-	9(5.5)	5(7.1)	7(6.0)	7(7.8)	8(8.6)	8(7.9)	8(7.7)	8(7.3)	10(8.8)		9.60
		Sectional time (s)	10.99	14.94	15.72	14.44	15.62	15.62	14.89	14.93	14.38	14.05		
		Cumulative time (s)	145.58	134.59	119.65	103.93	89.49	73.87	58.25	43.36	28.43	14.05	2:25.58	
		Speed (m/s)	13.65	13.39	12.72	13.85	12.80	12.80	13.43	13.40	13.91	14.23	13.39	
		Stride length (m)	6.18	6.04	5.99	6.28	6.03	5.96	6.10	5.95	6.10	6.34	6.09	
		Stride duration (s)	0.435	0.451	0.470	0.454	0.471	0.466	0.454	0.444	0.439	0.445	0.455	
		Stride efficiency (%)	59.66	57.08	55.99	61.65	56.85	55.57	58.22	55.35	58.11	62.72	58.00	
		Stride count	24.28	33.09	33.41	31.84	33.16	33.54	32.77	33.61	32.80	31.57	320.07	

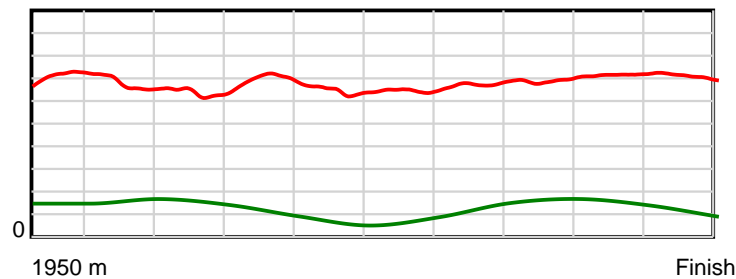
10 m Stride length



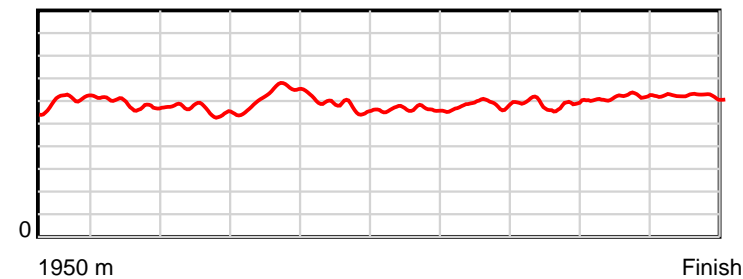
0.6 s Stride duration



20 m/sec Speed



100 % Stride efficiency



Note: Horizontal distance axis grid lines are 200m furlongs.

Disclaimer.

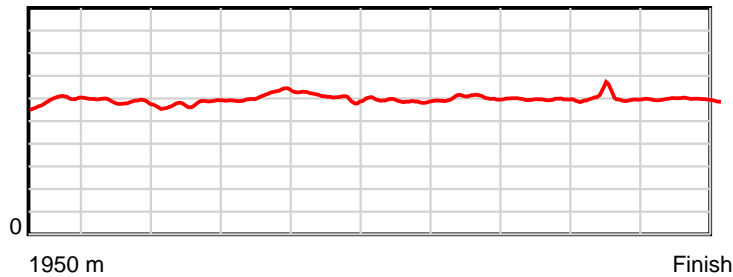
HRNZ and NZMTC and Thoroughbred Ratings Pty Ltd accepts no responsibility for the completeness or accuracy of any of the information contained herein, and makes no representations about its suitability for any particular purpose. Users should make their own judgements about those matters and/or seek independent advice. You assume all risks associated with use of the data provided on this page.

Race Results

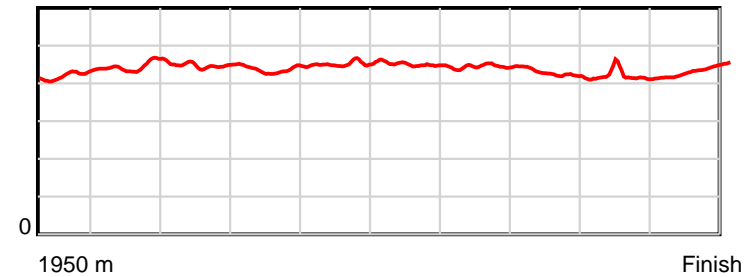
June 29, 2018, Race 9, PIAZZA D'ORO ESPRESSO SERVED AT SPECTATORS MOBILE PACE, Distance 1950m, Addington - Survey 1950m

Result	TAB no.	Horse (Barrier)	1950 to	1800m to	1600m to	1400m to	1200m to	1000m to	800m to	600m to	400m to	200m to	Total or	Margin
11th	4	Living Legend (4)	1800m	1600m	1400m	1200m	1000m	800m	600m	400m	200m	WP	Average	
		Position in running (margin)	-	6(4.2)	9(11.3)	10(10.1)	10(11.2)	9(9.6)	9(9.4)	9(8.8)	9(7.8)	11(10.0)		14.00
		Sectional time (s)	10.74	15.85	15.70	14.34	15.23	15.69	14.81	14.84	14.48	14.70		
		Cumulative time (s)	146.38	135.64	119.79	104.09	89.75	74.52	58.83	44.02	29.18	14.70	2:26.38	
		Speed (m/s)	13.97	12.62	12.74	13.95	13.13	12.75	13.50	13.48	13.81	13.61	13.32	
		Stride length (m)	5.91	5.63	5.69	6.10	5.93	5.73	6.00	5.72	5.77	5.95	5.84	
		Stride duration (s)	0.422	0.446	0.447	0.437	0.451	0.450	0.444	0.424	0.418	0.437	0.438	
		Stride efficiency (%)	54.59	49.56	50.61	58.09	54.91	51.31	56.23	51.12	51.99	55.36	53.25	
		Stride count	25.38	35.51	35.14	32.80	33.74	34.90	33.34	34.97	34.67	33.60	334.05	

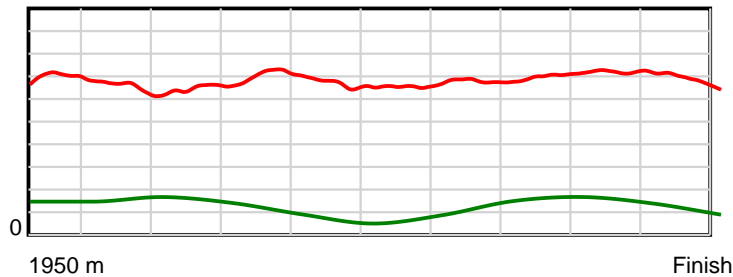
10 m Stride length



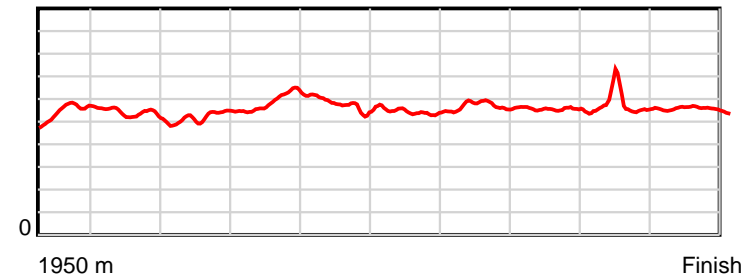
0.6 s Stride duration



20 m/sec Speed



100 % Stride efficiency



Note: Horizontal distance axis grid lines are 200m furlongs.

Disclaimer.

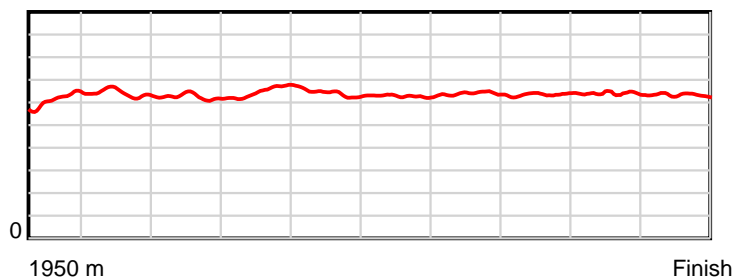
HRNZ and NZMTC and Thoroughbred Ratings Pty Ltd accepts no responsibility for the completeness or accuracy of any of the information contained herein, and makes no representations about its suitability for any particular purpose. Users should make their own judgements about those matters and/or seek independent advice. You assume all risks associated with use of the data provided on this page.

Race Results

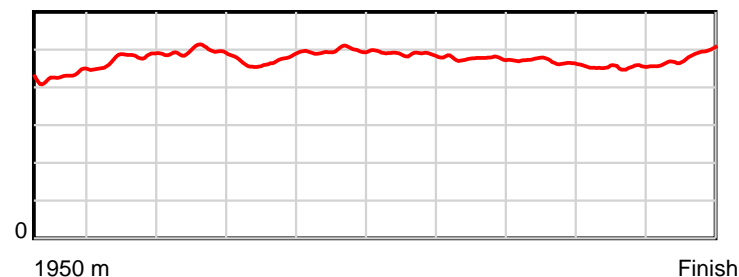
June 29, 2018, Race 9, PIAZZA D'ORO ESPRESSO SERVED AT SPECTATORS MOBILE PACE, Distance 1950m, Addington - Survey 1950m

Result	TAB no.	Horse (Barrier)	1950 to	1800m to	1600m to	1400m to	1200m to	1000m to	800m to	600m to	400m to	200m to	Total or	Margin
12th	1	Sweet Marylou (1)	1800m	1600m	1400m	1200m	1000m	800m	600m	400m	200m	WP	Average	
		Position in running (margin)	-	3(2.7)	3(5.5)	5(4.6)	6(6.5)	6(6.4)	6(6.4)	6(6.3)	7(6.4)	7(7.3)		14.40
		Sectional time (s)	10.30	15.13	15.76	14.46	15.47	15.75	14.89	15.01	14.27	15.34		
		Cumulative time (s)	146.38	136.08	120.95	105.19	90.73	75.26	59.51	44.62	29.61	15.34	2:26.38	
		Speed (m/s)	14.57	13.22	12.69	13.83	12.93	12.70	13.43	13.32	14.02	13.04	13.32	
		Stride length (m)	6.17	6.30	6.28	6.50	6.43	6.20	6.40	6.24	6.33	6.31	6.32	
		Stride duration (s)	0.430	0.477	0.495	0.470	0.497	0.488	0.477	0.468	0.452	0.484	0.474	
		Stride efficiency (%)	59.47	62.05	61.68	66.06	64.63	60.04	64.10	60.90	62.62	62.18	62.41	
		Stride count	24.31	31.74	31.83	30.76	31.10	32.27	31.23	32.04	31.59	31.70	308.57	

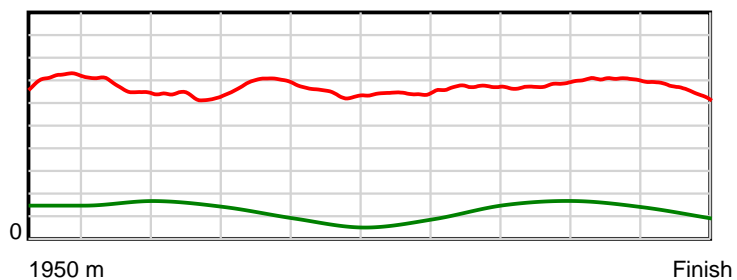
10 m Stride length



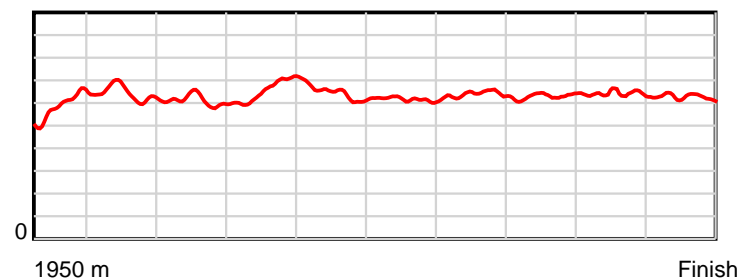
0.6 s Stride duration



20 m/sec Speed



100 % Stride efficiency



Note: Horizontal distance axis grid lines are 200m furlongs.

Disclaimer.

HRNZ and NZMTC and Thoroughbred Ratings Pty Ltd accepts no responsibility for the completeness or accuracy of any of the information contained herein, and makes no representations about its suitability for any particular purpose. Users should make their own judgements about those matters and/or seek independent advice. You assume all risks associated with use of the data provided on this page.