



Race Results

NZ Metropolitan Trotting Club Inc, HRNZ, July 05, 2018

Compilation date: July 5, 2018, 5:59:26 PM (NZST)

Copyright © 2018 HRNZ and NZMTC. All rights reserved.

Trademarks.

StrideMASTER is a registered trademark of Thoroughbred Ratings Pty Ltd.

Disclaimer.

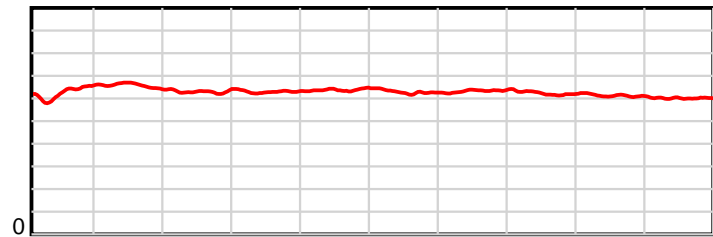
HRNZ and NZMTC and Thoroughbred Ratings Pty Ltd accepts no responsibility for the completeness or accuracy of any of the information contained herein, and makes no representations about its suitability for any particular purpose. Users should make their own judgements about those matters and/or seek independent advice. You assume all risks associated with use of the data provided on this page.

Race Results

July 05, 2018, Race 2, IRT MOBILE TROT, Distance 1980m, Addington - Survey 1980m

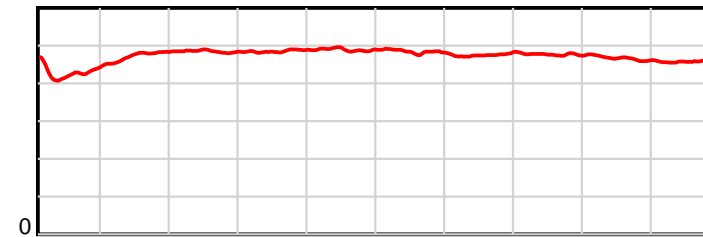
Result	TAB no.	Horse (Barrier)	1980 to	1800m to	1600m to	1400m to	1200m to	1000m to	800m to	600m to	400m to	200m to	Total or	Margin
1st	6	Lightworkofit (8)	1800m	1600m	1400m	1200m	1000m	800m	600m	400m	200m	WP	Average	
		Position in running (margin)	-	1(0.0)	1(0.0)	1(0.0)	1(0.0)	1(0.0)	1(0.0)	1(0.0)	1(0.0)	1(0.0)		0.00
		Sectional time (s)	12.39	14.68	15.36	15.56	15.31	15.73	15.04	15.27	15.10	15.13		
		Cumulative time (s)	149.57	137.18	122.50	107.14	91.58	76.27	60.54	45.50	30.23	15.13	2:29.57	
		Speed (m/s)	14.53	13.62	13.02	12.85	13.06	12.71	13.30	13.10	13.25	13.22	13.24	
		Stride length (m)	6.23	6.46	6.31	6.24	6.38	6.16	6.32	6.23	6.17	6.08	6.26	
		Stride duration (s)	0.427	0.474	0.485	0.485	0.489	0.484	0.476	0.476	0.466	0.460	0.473	
		Stride efficiency (%)	60.60	65.23	62.20	60.82	63.68	59.25	62.50	60.73	59.47	57.82	61.18	
		Stride count	28.91	30.96	31.70	32.06	31.33	32.48	31.63	32.08	32.42	32.88	316.45	

10 m Stride length



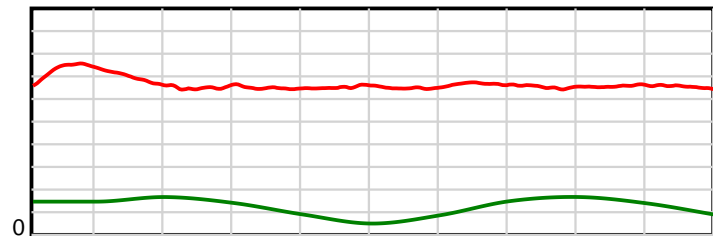
1980 m Finish

0.6 s Stride duration



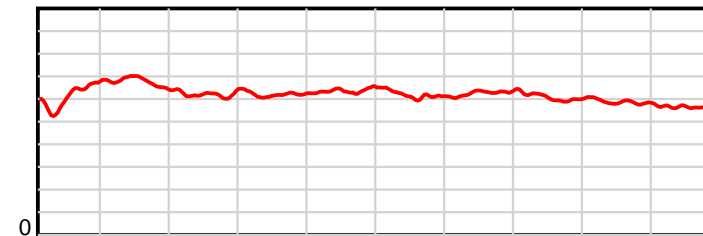
1980 m Finish

20 m/sec Speed



1980 m Finish

100 % Stride efficiency



1980 m Finish

Note: Horizontal distance axis grid lines are 200m furlongs.

Disclaimer.

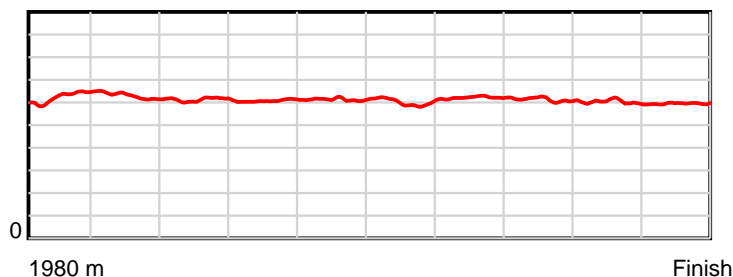
HRNZ and NZMTC and Thoroughbred Ratings Pty Ltd accepts no responsibility for the completeness or accuracy of any of the information contained herein, and makes no representations about its suitability for any particular purpose. Users should make their own judgements about those matters and/or seek independent advice. You assume all risks associated with use of the data provided on this page.

Race Results

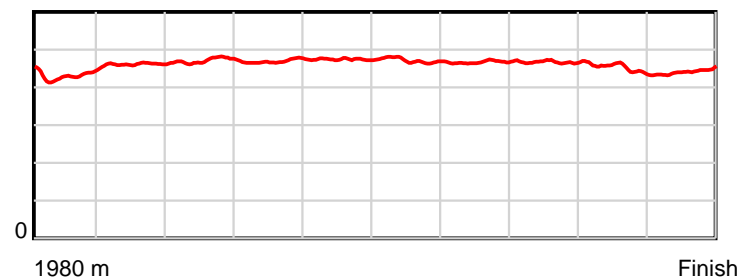
July 05, 2018, Race 2, IRT MOBILE TROT, Distance 1980m, Addington - Survey 1980m

Result	TAB no.	Horse (Barrier)	1980 to	1800m to	1600m to	1400m to	1200m to	1000m to	800m to	600m to	400m to	200m to	Total or	Margin
2nd	7	Medusa (9)	1800m	1600m	1400m	1200m	1000m	800m	600m	400m	200m	WP	Average	
		Position in running (margin)	-	2(0.6)	2(2.7)	2(3.4)	3(2.7)	2(3.1)	2(2.2)	2(1.7)	2(2.2)	2(1.5)		0.10
		Sectional time (s)	12.50	15.03	15.47	15.44	15.38	15.58	14.96	15.35	14.98	14.89		
		Cumulative time (s)	149.58	137.08	122.05	106.58	91.14	75.76	60.18	45.22	29.87	14.89	2:29.58	
		Speed (m/s)	14.40	13.31	12.93	12.95	13.00	12.84	13.37	13.03	13.35	13.43	13.24	
		Stride length (m)	6.20	6.14	6.09	6.08	6.16	6.05	6.24	6.07	6.01	5.94	6.10	
		Stride duration (s)	0.430	0.462	0.471	0.469	0.474	0.471	0.467	0.466	0.450	0.443	0.461	
		Stride efficiency (%)	60.07	58.91	58.00	57.76	59.36	57.13	60.88	57.66	56.40	55.19	58.08	
		Stride count	29.03	32.57	32.83	32.90	32.45	33.08	32.04	32.93	33.29	33.65	324.77	

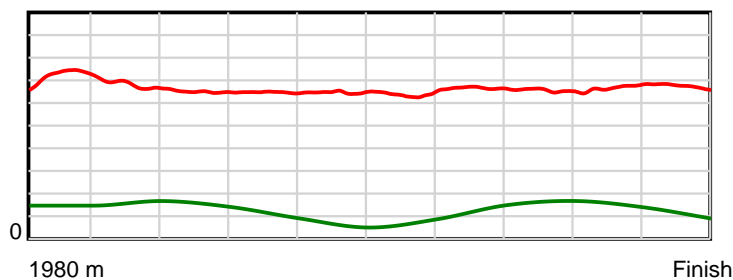
10 m Stride length



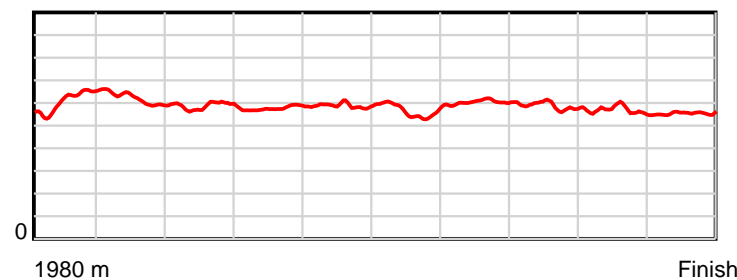
0.6 s Stride duration



20 m/sec Speed



100 % Stride efficiency



Note: Horizontal distance axis grid lines are 200m furlongs.

Disclaimer.

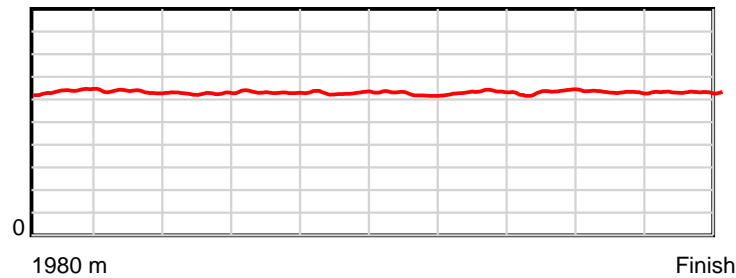
HRNZ and NZMTC and Thoroughbred Ratings Pty Ltd accepts no responsibility for the completeness or accuracy of any of the information contained herein, and makes no representations about its suitability for any particular purpose. Users should make their own judgements about those matters and/or seek independent advice. You assume all risks associated with use of the data provided on this page.

Race Results

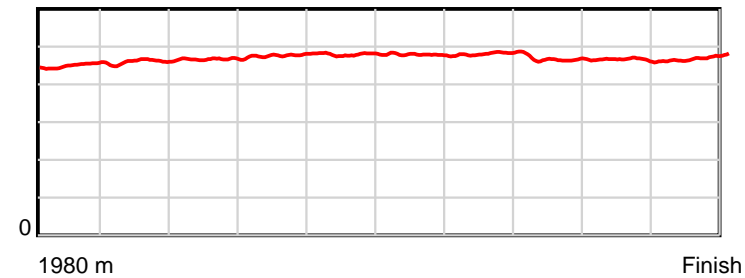
July 05, 2018, Race 2, IRT MOBILE TROT, Distance 1980m, Addington - Survey 1980m

Result	TAB no.	Horse (Barrier)	1980 to	1800m to	1600m to	1400m to	1200m to	1000m to	800m to	600m to	400m to	200m to	Total or	Margin
3rd	11	Jerry Garcia (1)	1800m	1600m	1400m	1200m	1000m	800m	600m	400m	200m	WP	Average	
		Position in running (margin)	-	7(7.2)	6(8.7)	5(7.0)	4(4.5)	5(5.5)	5(5.0)	5(5.4)	3(4.5)	3(3.5)		1.40
		Sectional time (s)	13.53	14.93	15.07	15.14	15.48	15.64	15.12	15.12	14.94	14.85		
		Cumulative time (s)	149.82	136.29	121.36	106.29	91.15	75.67	60.03	44.91	29.79	14.85	2:29.82	
		Speed (m/s)	13.30	13.40	13.27	13.21	12.92	12.79	13.23	13.23	13.39	13.47	13.22	
		Stride length (m)	6.33	6.16	6.19	6.30	6.19	6.12	6.38	6.16	6.23	6.33	6.24	
		Stride duration (s)	0.450	0.460	0.467	0.477	0.479	0.479	0.482	0.466	0.465	0.470	0.472	
		Stride efficiency (%)	62.57	59.30	59.87	62.12	59.87	58.51	63.58	59.28	60.64	62.58	60.78	
		Stride count	28.45	32.47	32.31	31.72	32.31	32.68	31.36	32.47	32.10	31.60	317.47	

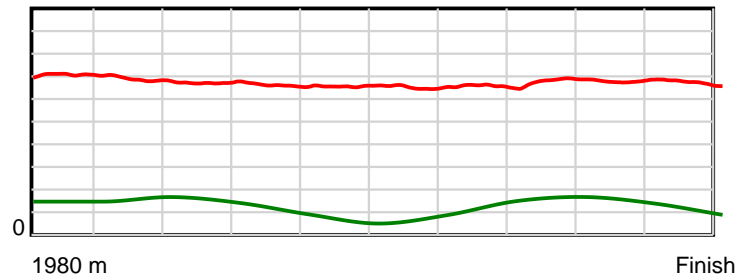
10 m Stride length



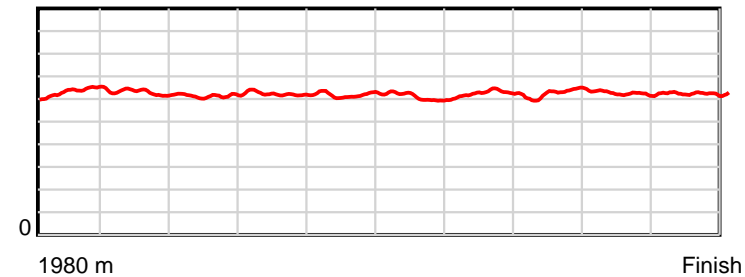
0.6 s Stride duration



20 m/sec Speed



100 % Stride efficiency



Note: Horizontal distance axis grid lines are 200m furlongs.

Disclaimer.

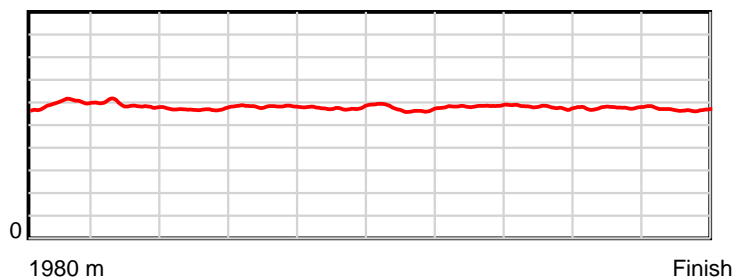
HRNZ and NZMTC and Thoroughbred Ratings Pty Ltd accepts no responsibility for the completeness or accuracy of any of the information contained herein, and makes no representations about its suitability for any particular purpose. Users should make their own judgements about those matters and/or seek independent advice. You assume all risks associated with use of the data provided on this page.

Race Results

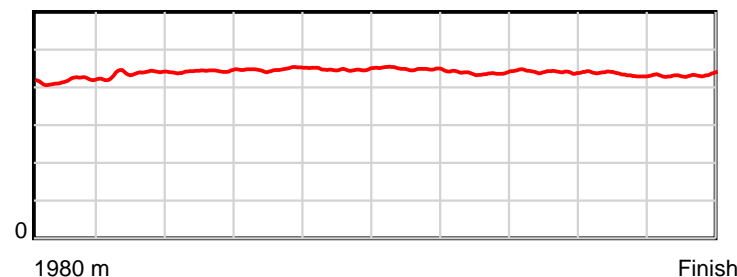
July 05, 2018, Race 2, IRT MOBILE TROT, Distance 1980m, Addington - Survey 1980m

Result	TAB no.	Horse (Barrier)	1980 to	1800m to	1600m to	1400m to	1200m to	1000m to	800m to	600m to	400m to	200m to	Total or	Margin
4th	5	Tessa's Rocket (7)	1800m	1600m	1400m	1200m	1000m	800m	600m	400m	200m	WP	Average	
		Position in running (margin)	-	3(2.9)	4(5.1)	4(5.8)	5(4.9)	4(5.1)	4(4.8)	4(4.7)	4(5.1)	4(4.8)		4.10
		Sectional time (s)	12.77	15.06	15.47	15.41	15.34	15.68	15.02	15.34	15.05	15.17		
		Cumulative time (s)	150.31	137.54	122.48	107.01	91.60	76.26	60.58	45.56	30.22	15.17	2:30.31	
		Speed (m/s)	14.10	13.28	12.93	12.98	13.04	12.76	13.32	13.04	13.29	13.18	13.17	
		Stride length (m)	5.87	5.80	5.73	5.81	5.84	5.73	5.83	5.75	5.79	5.70	5.78	
		Stride duration (s)	0.418	0.437	0.443	0.448	0.448	0.449	0.438	0.441	0.435	0.432	0.439	
		Stride efficiency (%)	53.92	52.63	51.25	52.75	53.31	51.29	53.20	51.66	52.30	50.70	52.28	
		Stride count	30.64	34.46	34.92	34.42	34.24	34.91	34.28	34.78	34.57	35.11	342.33	

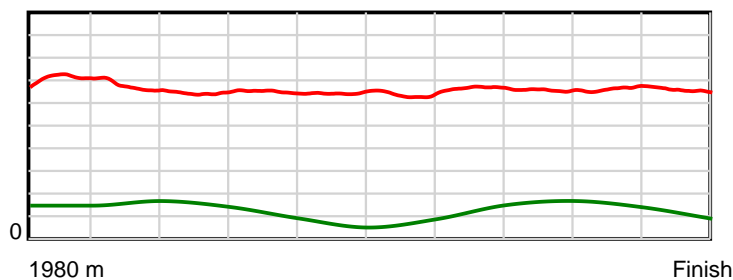
10 m Stride length



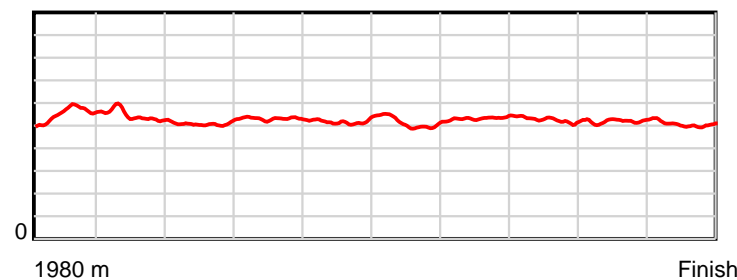
0.6 s Stride duration



20 m/sec Speed



100 % Stride efficiency



Note: Horizontal distance axis grid lines are 200m furlongs.

Disclaimer.

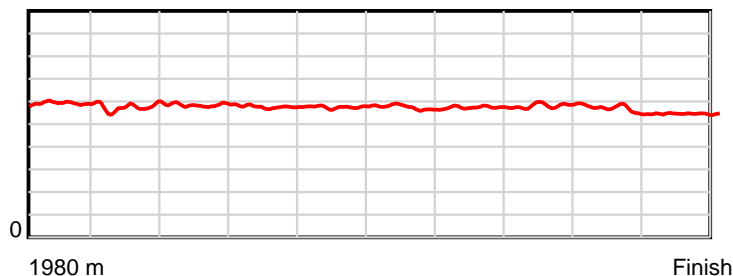
HRNZ and NZMTC and Thoroughbred Ratings Pty Ltd accepts no responsibility for the completeness or accuracy of any of the information contained herein, and makes no representations about its suitability for any particular purpose. Users should make their own judgements about those matters and/or seek independent advice. You assume all risks associated with use of the data provided on this page.

Race Results

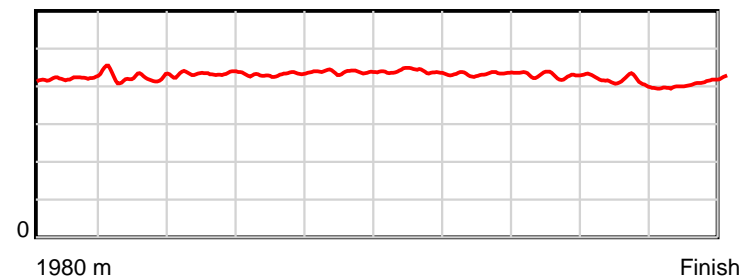
July 05, 2018, Race 2, IRT MOBILE TROT, Distance 1980m, Addington - Survey 1980m

Result	TAB no.	Horse (Barrier)	1980 to	1800m to	1600m to	1400m to	1200m to	1000m to	800m to	600m to	400m to	200m to	Total or	Margin
5th	9	Jaw D Nancy (3)	1800m	1600m	1400m	1200m	1000m	800m	600m	400m	200m	WP	Average	
		Position in running (margin)	-	8(8.0)	7(11.8)	7(10.1)	7(7.0)	7(7.6)	6(7.0)	7(7.6)	5(6.7)	5(5.8)		4.90
		Sectional time (s)	13.80	15.30	15.07	15.04	15.43	15.62	15.14	15.12	14.95	14.98		
		Cumulative time (s)	150.45	136.65	121.35	106.28	91.24	75.81	60.19	45.05	29.93	14.98	2:30.45	
		Speed (m/s)	13.04	13.07	13.27	13.30	12.96	12.80	13.21	13.23	13.38	13.35	13.16	
		Stride length (m)	5.85	5.54	5.77	5.73	5.69	5.61	5.73	5.67	5.49	5.48	5.65	
		Stride duration (s)	0.422	0.424	0.435	0.431	0.439	0.438	0.434	0.429	0.411	0.410	0.429	
		Stride efficiency (%)	53.53	48.03	52.00	51.35	50.55	49.15	51.36	50.29	47.16	46.85	49.92	
		Stride count	30.76	36.08	34.67	34.89	35.17	35.66	34.89	35.26	36.41	36.53	350.32	

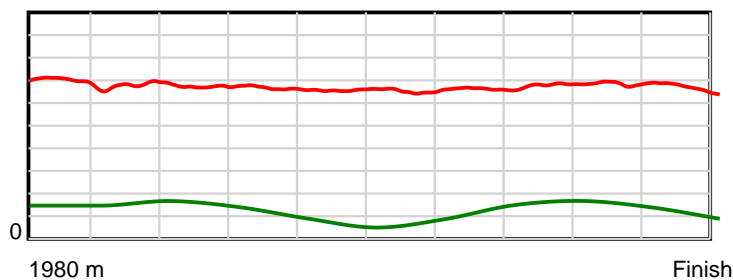
10 m Stride length



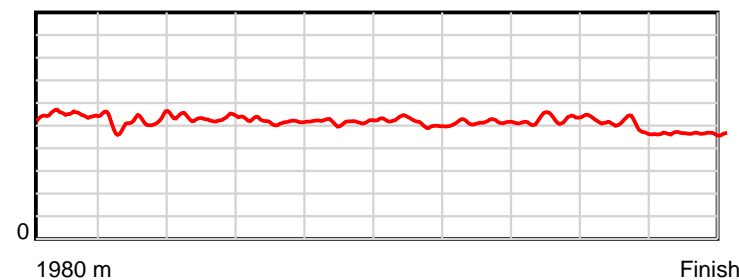
0.6 s Stride duration



20 m/sec Speed



100 % Stride efficiency



Note: Horizontal distance axis grid lines are 200m furlongs.

Disclaimer.

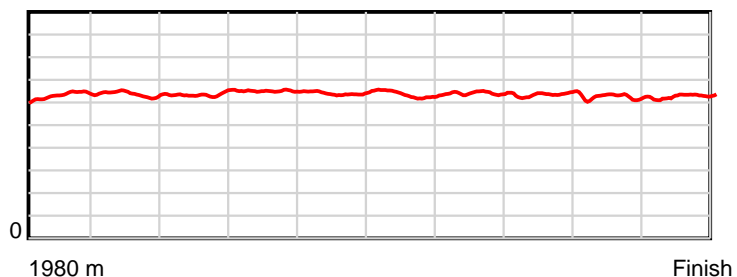
HRNZ and NZMTC and Thoroughbred Ratings Pty Ltd accepts no responsibility for the completeness or accuracy of any of the information contained herein, and makes no representations about its suitability for any particular purpose. Users should make their own judgements about those matters and/or seek independent advice. You assume all risks associated with use of the data provided on this page.

Race Results

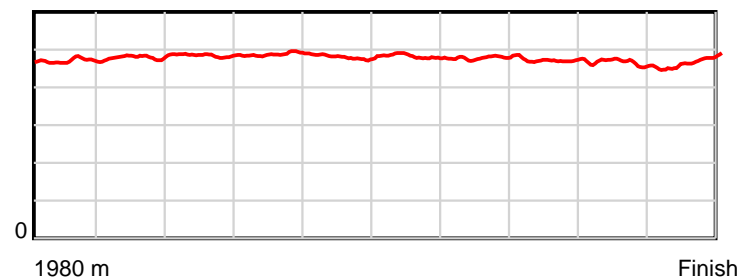
July 05, 2018, Race 2, IRT MOBILE TROT, Distance 1980m, Addington - Survey 1980m

Result	TAB no.	Horse (Barrier)	1980 to	1800m to	1600m to	1400m to	1200m to	1000m to	800m to	600m to	400m to	200m to	Total or	Margin
6th	2	Unique Marshal... (5)	1800m	1600m	1400m	1200m	1000m	800m	600m	400m	200m	WP	Average	
		Position in running (margin)	-	9(8.5)	8(12.6)	8(13.6)	8(10.6)	8(10.3)	8(9.4)	9(9.2)	9(9.8)	7(10.7)		9.00
		Sectional time (s)	13.79	15.36	15.51	15.06	15.27	15.57	15.01	15.38	15.25	14.99		
		Cumulative time (s)	151.19	137.40	122.04	106.53	91.47	76.20	60.63	45.62	30.24	14.99	2:31.19	
		Speed (m/s)	13.05	13.02	12.89	13.28	13.10	12.85	13.32	13.00	13.11	13.34	13.10	
		Stride length (m)	6.24	6.25	6.24	6.47	6.28	6.19	6.38	6.12	6.08	6.25	6.25	
		Stride duration (s)	0.470	0.480	0.484	0.488	0.479	0.482	0.479	0.470	0.464	0.468	0.477	
		Stride efficiency (%)	60.90	61.03	60.87	65.51	61.59	59.89	63.68	58.46	57.73	60.96	61.01	
		Stride count	28.83	32.00	32.04	30.89	31.86	32.31	31.33	32.70	32.90	32.02	316.88	

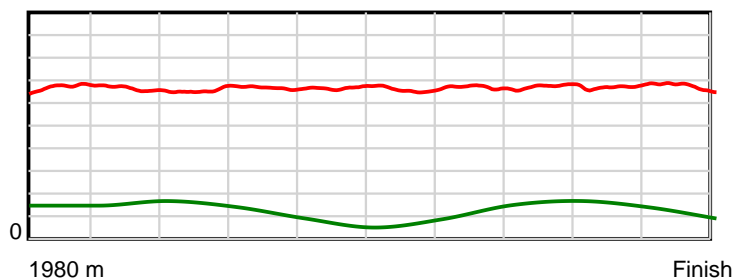
10 m Stride length



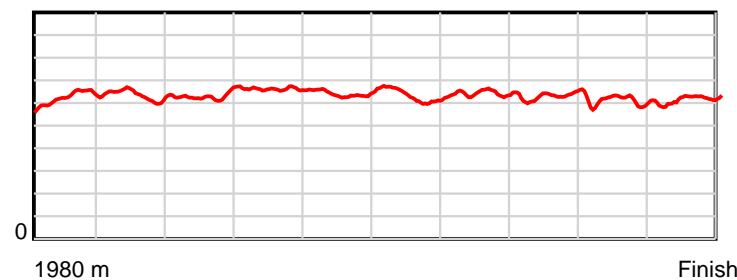
0.6 s Stride duration



20 m/sec Speed



100 % Stride efficiency



Note: Horizontal distance axis grid lines are 200m furlongs.

Disclaimer.

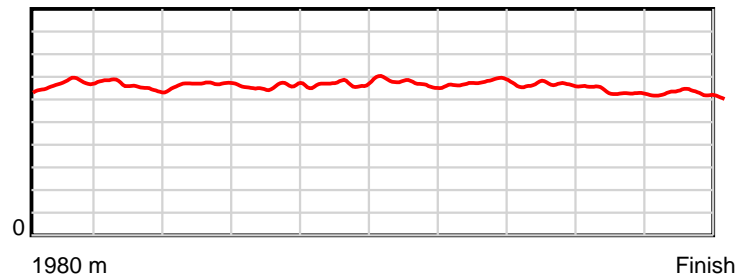
HRNZ and NZMTC and Thoroughbred Ratings Pty Ltd accepts no responsibility for the completeness or accuracy of any of the information contained herein, and makes no representations about its suitability for any particular purpose. Users should make their own judgements about those matters and/or seek independent advice. You assume all risks associated with use of the data provided on this page.

Race Results

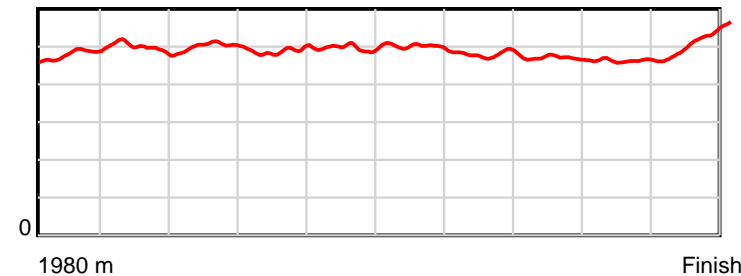
July 05, 2018, Race 2, IRT MOBILE TROT, Distance 1980m, Addington - Survey 1980m

Result	TAB no.	Horse (Barrier)	1980 to	1800m to	1600m to	1400m to	1200m to	1000m to	800m to	600m to	400m to	200m to	Total or	Margin
7th	8	Monrika (0)	1800m	1600m	1400m	1200m	1000m	800m	600m	400m	200m	WP	Average	
		Position in running (margin)	-	10(10.2)	9(16.8)	9(16.5)	9(13.1)	9(12.4)	9(11.8)	8(8.2)	7(7.3)	6(7.3)		16.60
		Sectional time (s)	13.83	15.78	15.32	14.98	15.19	15.63	14.44	15.12	15.11	17.16		
		Cumulative time (s)	152.56	138.73	122.95	107.63	92.65	77.46	61.83	47.39	32.27	17.16	2:32.56	
		Speed (m/s)	13.02	12.67	13.05	13.35	13.17	12.80	13.85	13.23	13.24	11.66	12.98	
		Stride length (m)	6.59	6.31	6.55	6.52	6.54	6.39	6.63	6.20	6.13	6.12	6.39	
		Stride duration (s)	0.481	0.498	0.502	0.489	0.497	0.499	0.479	0.468	0.463	0.525	0.492	
		Stride efficiency (%)	67.86	62.27	67.09	66.47	66.80	63.81	68.74	60.00	58.65	58.51	63.81	
		Stride count	27.32	31.68	30.52	30.67	30.59	31.30	30.15	32.28	32.65	32.68	309.84	

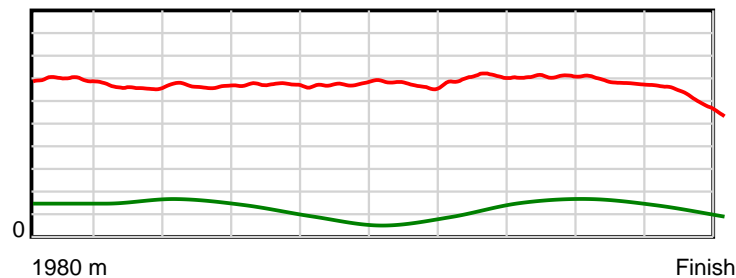
10 m Stride length



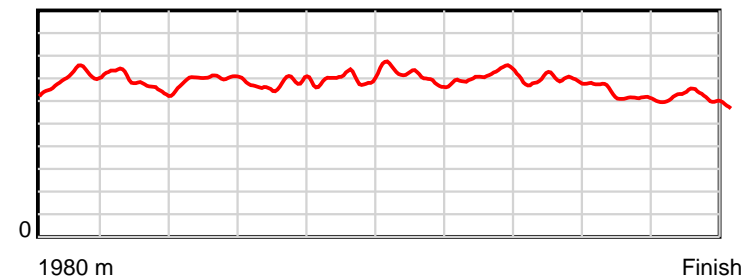
0.6 s Stride duration



20 m/sec Speed



100 % Stride efficiency



Note: Horizontal distance axis grid lines are 200m furlongs.

Disclaimer.

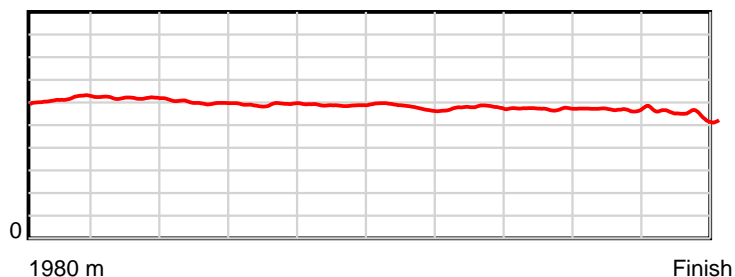
HRNZ and NZMTC and Thoroughbred Ratings Pty Ltd accepts no responsibility for the completeness or accuracy of any of the information contained herein, and makes no representations about its suitability for any particular purpose. Users should make their own judgements about those matters and/or seek independent advice. You assume all risks associated with use of the data provided on this page.

Race Results

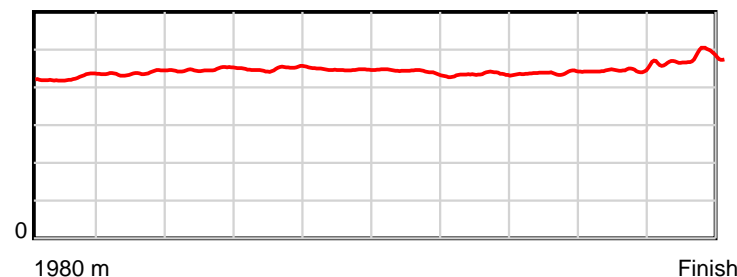
July 05, 2018, Race 2, IRT MOBILE TROT, Distance 1980m, Addington - Survey 1980m

Result	TAB no.	Horse (Barrier)	1980 to	1800m to	1600m to	1400m to	1200m to	1000m to	800m to	600m to	400m to	200m to	Total or	Margin
8th	10	Craddock (2)	1800m	1600m	1400m	1200m	1000m	800m	600m	400m	200m	WP	Average	
		Position in running (margin)	-	4(4.7)	3(4.4)	3(4.0)	2(2.1)	3(3.1)	3(2.9)	3(3.5)	6(7.1)	8(13.0)		26.70
		Sectional time (s)	13.05	14.62	15.29	15.24	15.48	15.69	15.15	15.86	16.09	17.91		
		Cumulative time (s)	154.38	141.33	126.71	111.42	96.18	80.70	65.01	49.86	34.00	17.91	2:34.38	
		Speed (m/s)	13.79	13.68	13.08	13.12	12.92	12.75	13.20	12.61	12.43	11.17	12.83	
		Stride length (m)	6.08	6.00	5.85	5.90	5.78	5.61	5.75	5.53	5.57	5.33	5.73	
		Stride duration (s)	0.425	0.438	0.447	0.449	0.447	0.441	0.435	0.439	0.448	0.478	0.447	
		Stride efficiency (%)	57.76	56.18	53.55	54.37	52.16	49.25	51.62	47.82	48.52	44.46	51.28	
		Stride count	29.61	33.36	34.17	33.91	34.62	35.63	34.80	36.15	35.89	37.49	345.63	

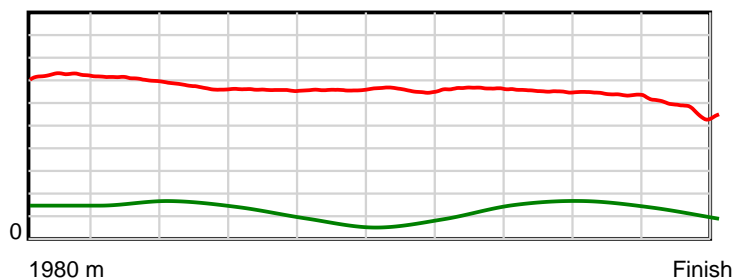
10 m Stride length



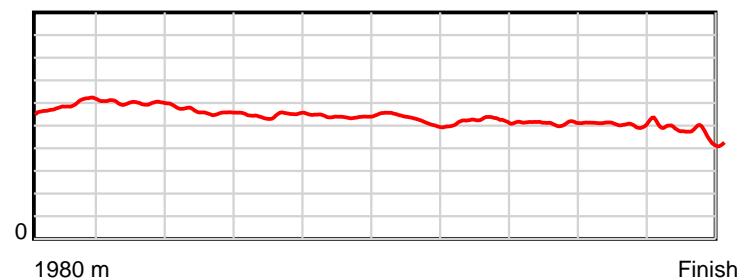
0.6 s Stride duration



20 m/sec Speed



100 % Stride efficiency



Note: Horizontal distance axis grid lines are 200m furlongs.

Disclaimer.

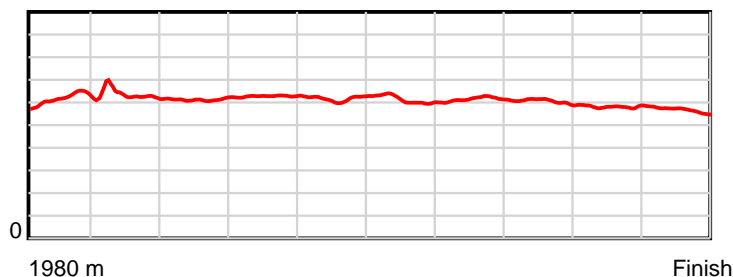
HRNZ and NZMTC and Thoroughbred Ratings Pty Ltd accepts no responsibility for the completeness or accuracy of any of the information contained herein, and makes no representations about its suitability for any particular purpose. Users should make their own judgements about those matters and/or seek independent advice. You assume all risks associated with use of the data provided on this page.

Race Results

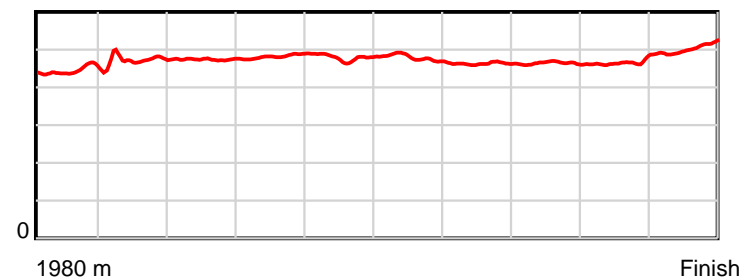
July 05, 2018, Race 2, IRT MOBILE TROT, Distance 1980m, Addington - Survey 1980m

Result	TAB no.	Horse (Barrier)	1980 to	1800m to	1600m to	1400m to	1200m to	1000m to	800m to	600m to	400m to	200m to	Total or	Margin
9th	1	Moy (4)	1800m	1600m	1400m	1200m	1000m	800m	600m	400m	200m	WP	Average	
		Position in running (margin)	-	5(5.5)	5(7.9)	6(8.2)	6(6.9)	6(7.5)	7(7.6)	6(7.6)	8(8.9)	9(15.1)		28.60
		Sectional time (s)	13.16	15.07	15.41	15.34	15.41	15.75	15.04	15.49	16.13	17.91		
		Cumulative time (s)	154.71	141.55	126.48	111.07	95.73	80.32	64.57	49.53	34.04	17.91	2:34.71	
		Speed (m/s)	13.68	13.27	12.98	13.04	12.98	12.70	13.30	12.91	12.40	11.17	12.80	
		Stride length (m)	6.11	6.25	6.16	6.28	6.22	6.08	6.15	5.99	5.78	5.63	6.06	
		Stride duration (s)	0.444	0.471	0.474	0.482	0.479	0.478	0.463	0.464	0.467	0.504	0.473	
		Stride efficiency (%)	58.27	60.96	59.21	61.69	60.36	57.69	59.19	56.04	52.27	49.51	57.32	
		Stride count	29.48	32.02	32.49	31.83	32.18	32.92	32.50	33.40	34.58	35.53	326.93	

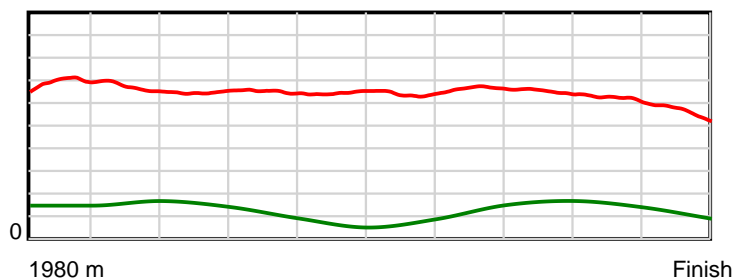
10 m Stride length



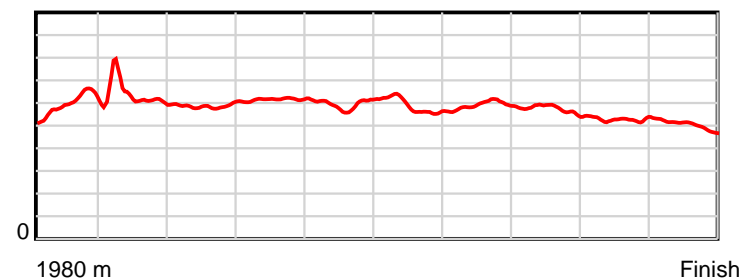
0.6 s Stride duration



20 m/sec Speed



100 % Stride efficiency



Note: Horizontal distance axis grid lines are 200m furlongs.

Disclaimer.

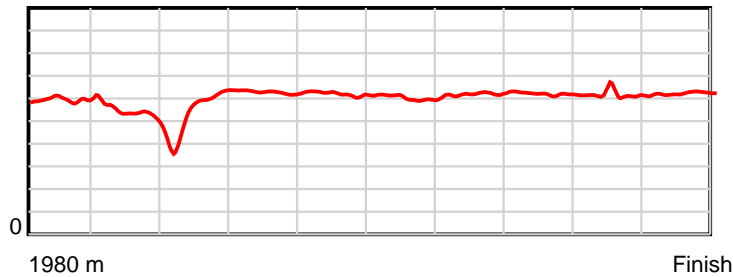
HRNZ and NZMTC and Thoroughbred Ratings Pty Ltd accepts no responsibility for the completeness or accuracy of any of the information contained herein, and makes no representations about its suitability for any particular purpose. Users should make their own judgements about those matters and/or seek independent advice. You assume all risks associated with use of the data provided on this page.

Race Results

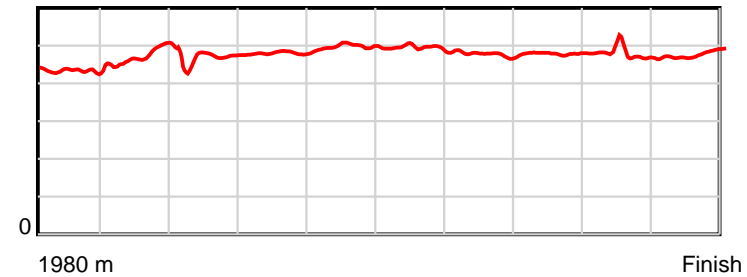
July 05, 2018, Race 2, IRT MOBILE TROT, Distance 1980m, Addington - Survey 1980m

Result	TAB no.	Horse (Barrier)	1980 to	1800m to	1600m to	1400m to	1200m to	1000m to	800m to	600m to	400m to	200m to	Total or	Margin
10th	4	Laura Bush (6)	1800m	1600m	1400m	1200m	1000m	800m	600m	400m	200m	WP	Average	
		Position in running (margin)	-	6(6.3)	10(26.4)	10(41.7)	10(40.5)	10(45.7)	10(51.0)	10(53.3)	10(55.6)	10(57.9)		64.70
		Sectional time (s)	15.23	18.02	17.91	15.36	16.18	16.61	15.43	15.64	15.49	15.34		
		Cumulative time (s)	161.21	145.98	127.96	110.05	94.69	78.51	61.90	46.47	30.83	15.34	2:41.21	
		Speed (m/s)	11.82	11.10	11.17	13.02	12.36	12.04	12.96	12.79	12.91	13.04	12.28	
		Stride length (m)	5.86	5.26	5.19	6.26	6.15	5.95	6.18	6.12	6.15	6.23	5.91	
		Stride duration (s)	0.432	0.474	0.464	0.480	0.498	0.494	0.477	0.479	0.476	0.478	0.481	
		Stride efficiency (%)	53.64	43.23	42.02	61.15	59.15	55.33	59.72	58.60	59.11	60.74	54.59	
		Stride count	30.72	38.02	38.57	31.97	32.51	33.61	32.35	32.66	32.52	32.08	335.01	

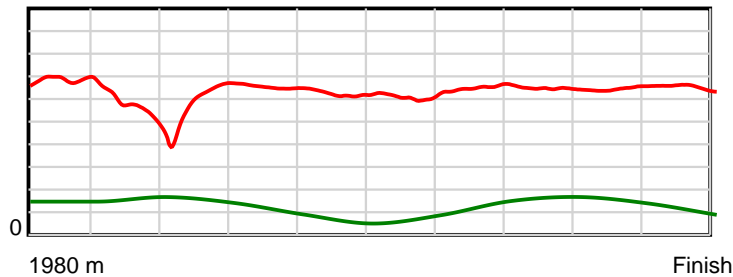
10 m Stride length



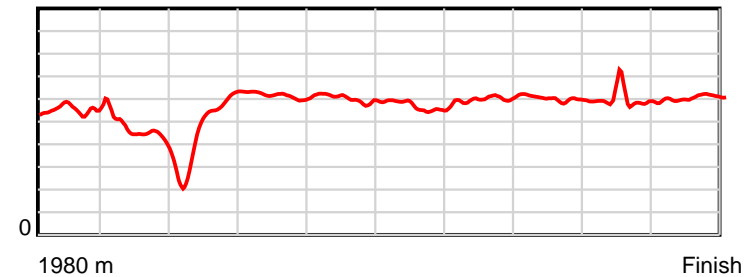
0.6 s Stride duration



20 m/sec Speed



100 % Stride efficiency



Note: Horizontal distance axis grid lines are 200m furlongs.

Disclaimer.

HRNZ and NZMTC and Thoroughbred Ratings Pty Ltd accepts no responsibility for the completeness or accuracy of any of the information contained herein, and makes no representations about its suitability for any particular purpose. Users should make their own judgements about those matters and/or seek independent advice. You assume all risks associated with use of the data provided on this page.