



## Race Results

NZ Metropolitan Trotting Club Inc, HRNZ, August 03, 2018

Compilation date: August 3, 2018, 10:16:11 PM (NZST)

Copyright © 2018 HRNZ and NZMTC. All rights reserved.

### Trademarks.

StrideMASTER is a registered trademark of Thoroughbred Ratings Pty Ltd.

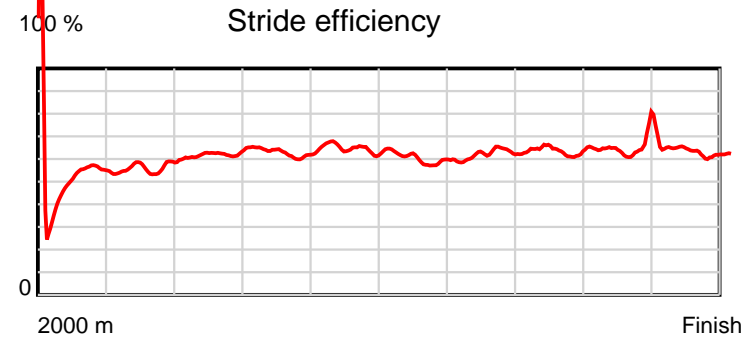
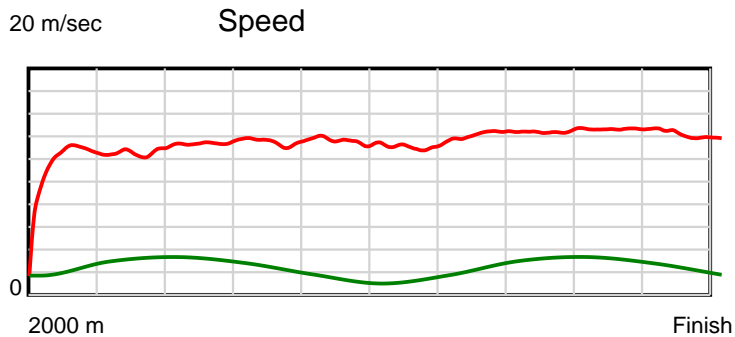
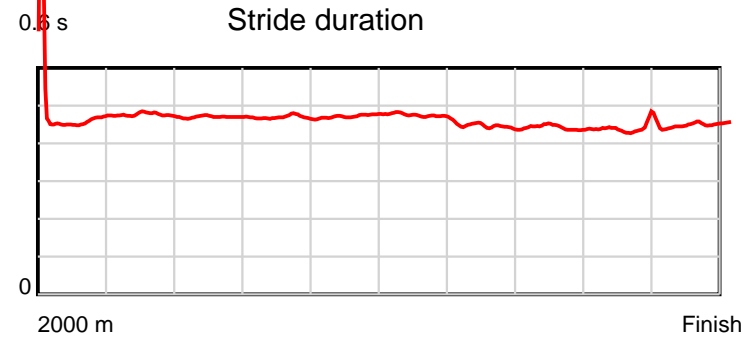
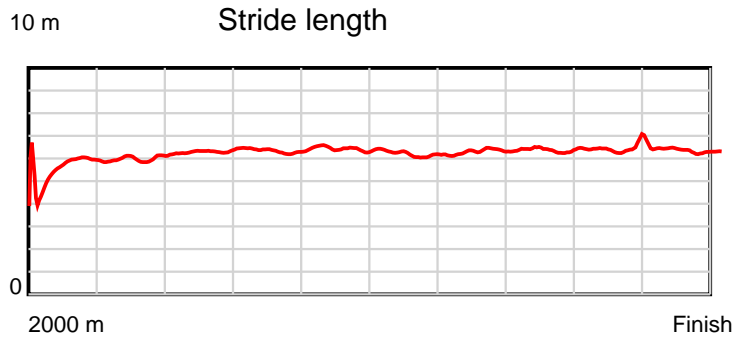
### Disclaimer.

HRNZ and NZMTC and Thoroughbred Ratings Pty Ltd accepts no responsibility for the completeness or accuracy of any of the information contained herein, and makes no representations about its suitability for any particular purpose. Users should make their own judgements about those matters and/or seek independent advice. You assume all risks associated with use of the data provided on this page.

# Race Results

August 03, 2018, Race 10, CUP DAY AVON CITY FORD BOOT PARTY ON SALE PACE, Distance 2000m, Addington - Survey 3200m

Result	TAB no.	Horse (Barrier)	2000 to 1800m	1800m to 1600m	1600m to 1400m	1400m to 1200m	1200m to 1000m	1000m to 800m	800m to 600m	600m to 400m	400m to 200m	200m to WP	Total or Average	Margin
1st	17	<b>Izzy Dagg (15)</b>												
		Position in running (margin)	-	12(12.7)	13(16.1)	13(15.2)	13(16.8)	13(16.7)	13(14.6)	5(2.8)	3(1.2)	2(0.3)		0.00
		Sectional time (s)	18.59	16.39	15.24	14.83	15.00	15.57	14.05	14.38	14.24	14.37		
		Cumulative time (s)	152.66	134.07	117.68	102.44	87.61	72.61	57.04	42.99	28.61	14.37	2:32.66	
		Speed (m/s)	10.76	12.20	13.12	13.49	13.33	12.85	14.23	13.91	14.04	13.92	13.10	
		Stride length (m)	5.41	5.80	6.17	6.32	6.31	6.07	6.32	6.14	6.18	6.27	6.09	
		Stride duration (s)	0.460	0.475	0.470	0.469	0.473	0.472	0.444	0.441	0.440	0.450	0.465	
		Stride efficiency (%)	45.74	52.55	59.50	62.39	62.16	57.57	62.50	58.88	59.64	61.42	57.87	
		Stride count	36.97	34.49	32.41	31.65	31.71	32.95	31.62	32.58	32.37	31.90	328.65	



Note: Horizontal distance axis grid lines are 200m furlongs.

#### Disclaimer.

HRNZ and NZMTC and Thoroughbred Ratings Pty Ltd accepts no responsibility for the completeness or accuracy of any of the information contained herein, and makes no representations about its suitability for any particular purpose. Users should make their own judgements about those matters and/or seek independent advice. You assume all risks associated with use of the data provided on this page.


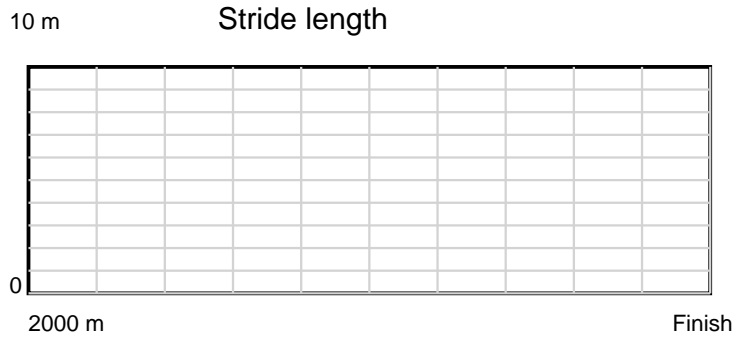


# Race Results



August 03, 2018, Race 10, CUP DAY AVON CITY FORD BOOT PARTY ON SALE PACE, Distance 2000m, Addington - Survey 3200m

Result	TAB no.	Horse (Barrier)	2000 to	1800m to	1600m to	1400m to	1200m to	1000m to	800m to	600m to	400m to	200m to	Total or	Margin
2nd	8	<b>Nucleus VC (7)</b>	<b>WP</b>	<b>Average</b>										
		Position in running (margin)		0.60										
		Sectional time (s)												
		Cumulative time (s)	2:32.77											
		Speed (m/s)	13.09											
		Stride length (m)	nan											
		Stride duration (s)	nan											
		Stride efficiency (%)	nan											
		Stride count	0.00											



Note: Horizontal distance axis grid lines are 200m furlongs.

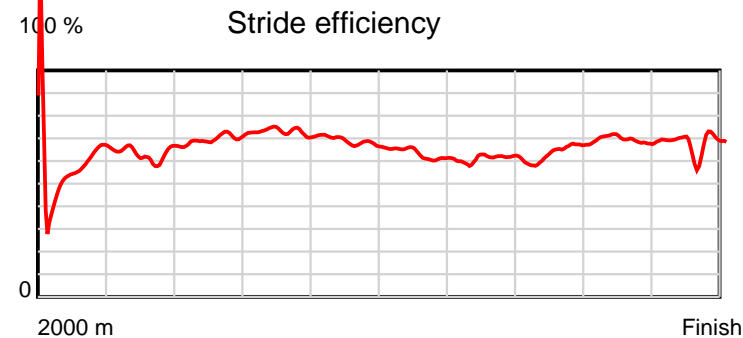
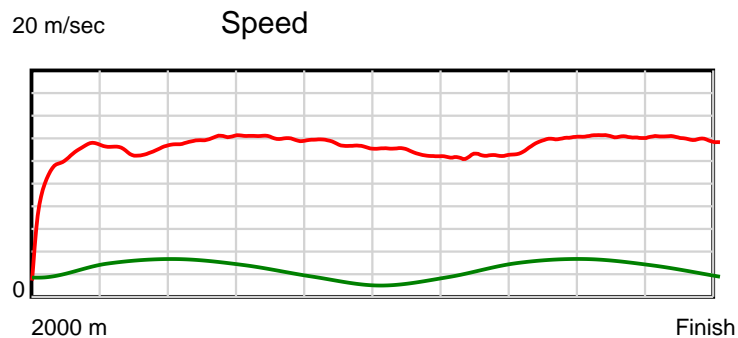
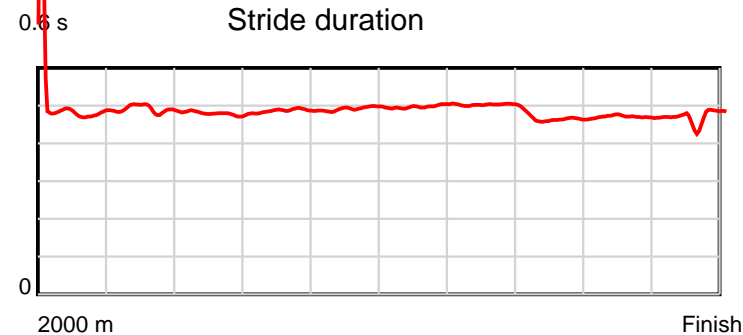
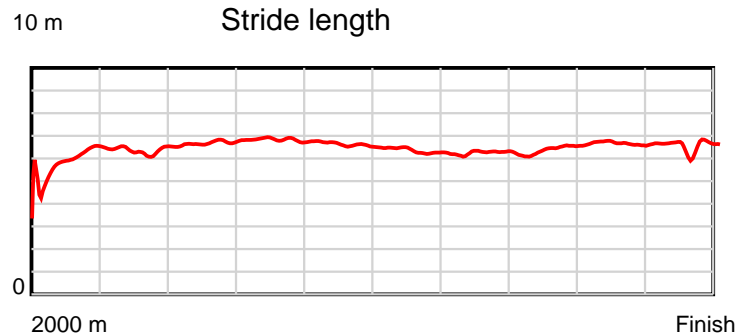
**Disclaimer.**

HRNZ and NZMTC and Thoroughbred Ratings Pty Ltd accepts no responsibility for the completeness or accuracy of any of the information contained herein, and makes no representations about its suitability for any particular purpose. Users should make their own judgements about those matters and/or seek independent advice. You assume all risks associated with use of the data provided on this page.

# Race Results

August 03, 2018, Race 10, CUP DAY AVON CITY FORD BOOT PARTY ON SALE PACE, Distance 2000m, Addington - Survey 3200m

Result	TAB no.	Horse (Barrier)	2000 to 1800m to	1800m to 1600m to	1600m to 1400m to	1400m to 1200m to	1200m to 1000m to	1000m to 800m to	800m to 600m to	600m to 400m to	400m to 200m to	200m to WP	Total or Average	Margin
3rd	14	<b>Sounds Bettor (12)</b>	<b>1800m</b>	<b>1600m</b>	<b>1400m</b>	<b>1200m</b>	<b>1000m</b>	<b>800m</b>	<b>600m</b>	<b>400m</b>	<b>200m</b>	<b>WP</b>	<b>Average</b>	
		Position in running (margin)	-	8(7.0)	7(6.6)	5(3.0)	3(1.0)	2(1.6)	2(0.3)	2(0.2)	2(0.6)	4(1.0)		0.60
		Sectional time (s)	17.54	15.77	14.78	14.24	15.12	15.71	15.98	14.71	14.46	14.47		
		Cumulative time (s)	152.78	135.24	119.47	104.69	90.45	75.33	59.62	43.64	28.93	14.47	2:32.78	
		Speed (m/s)	11.40	12.68	13.53	14.04	13.23	12.73	12.52	13.60	13.83	13.82	13.09	
		Stride length (m)	5.75	6.23	6.48	6.84	6.52	6.34	6.28	6.31	6.51	6.49	6.36	
		Stride duration (s)	0.483	0.491	0.479	0.487	0.493	0.498	0.502	0.464	0.471	0.470	0.486	
		Stride efficiency (%)	51.62	60.56	65.71	73.11	66.39	62.80	61.54	62.25	66.31	65.89	63.28	
		Stride count	34.80	32.13	30.84	29.24	30.68	31.55	31.87	31.69	30.70	30.80	314.30	



Note: Horizontal distance axis grid lines are 200m furlongs.

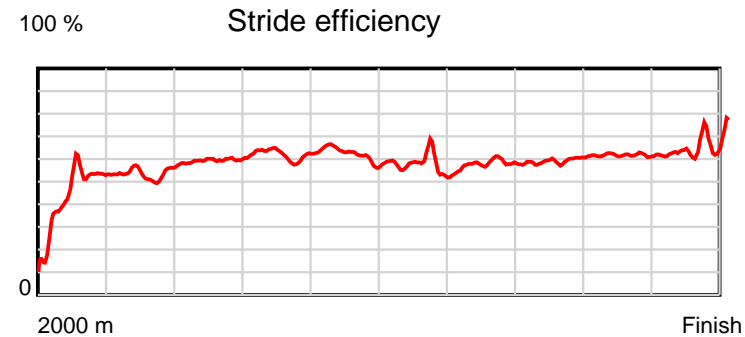
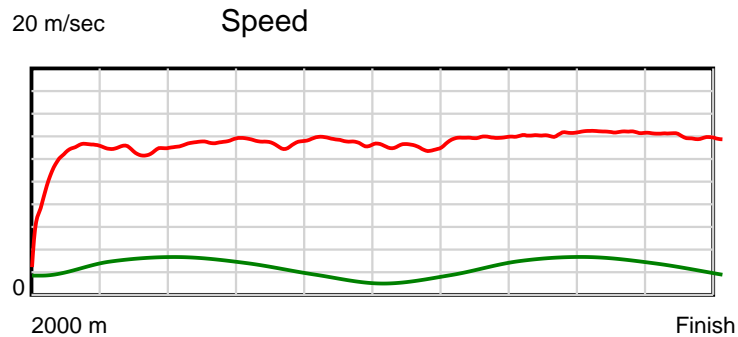
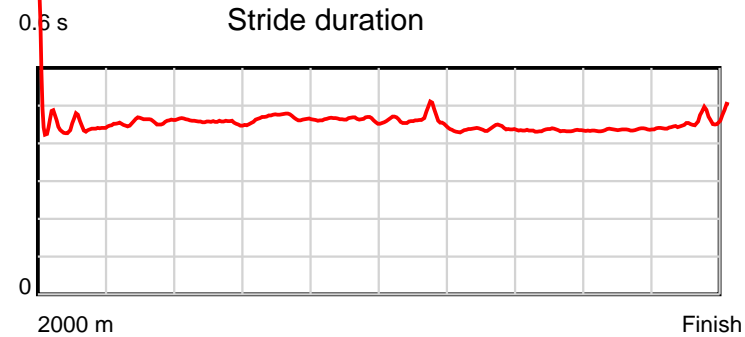
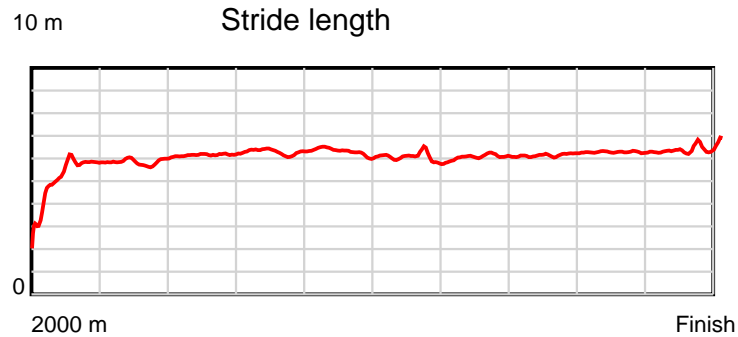
#### Disclaimer.

HRNZ and NZMTC and Thoroughbred Ratings Pty Ltd accepts no responsibility for the completeness or accuracy of any of the information contained herein, and makes no representations about its suitability for any particular purpose. Users should make their own judgements about those matters and/or seek independent advice. You assume all risks associated with use of the data provided on this page.

# Race Results

August 03, 2018, Race 10, CUP DAY AVON CITY FORD BOOT PARTY ON SALE PACE, Distance 2000m, Addington - Survey 3200m

Result	TAB no.	Horse (Barrier)	2000 to 1800m	1800m to 1600m	1600m to 1400m	1400m to 1200m	1200m to 1000m	1000m to 800m	800m to 600m	600m to 400m	400m to 200m	200m to WP	Total or Average	Margin
4th	16	Adjudicator (14)												
		Position in running (margin)	-	11(11.8)	12(13.8)	12(12.2)	12(14.0)	12(14.0)	12(12.4)	4(2.4)	4(1.5)	3(0.9)		0.60
		Sectional time (s)	18.44	16.18	15.10	14.88	15.01	15.67	14.34	14.50	14.28	14.38		
		Cumulative time (s)	152.78	134.34	118.16	103.06	88.18	73.17	57.50	43.16	28.66	14.38	2:32.78	
		Speed (m/s)	10.85	12.36	13.25	13.44	13.32	12.76	13.95	13.79	14.01	13.91	13.09	
		Stride length (m)	5.11	5.65	6.04	6.29	6.17	5.87	6.10	5.98	6.11	6.32	5.94	
		Stride duration (s)	0.442	0.457	0.456	0.468	0.463	0.460	0.437	0.433	0.436	0.454	0.454	
		Stride efficiency (%)	40.88	49.90	56.93	61.89	59.46	53.79	58.16	55.88	58.37	62.32	55.19	
		Stride count	39.10	35.39	33.14	31.78	32.42	34.09	32.78	33.45	32.72	31.67	336.54	



Note: Horizontal distance axis grid lines are 200m furlongs.

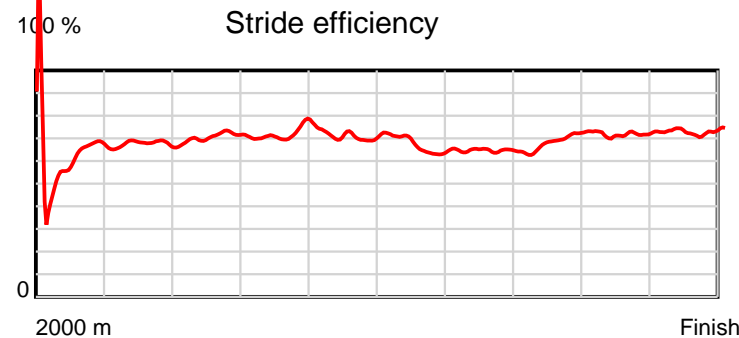
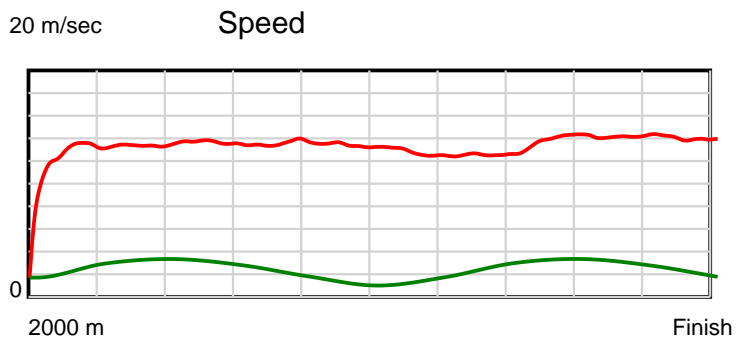
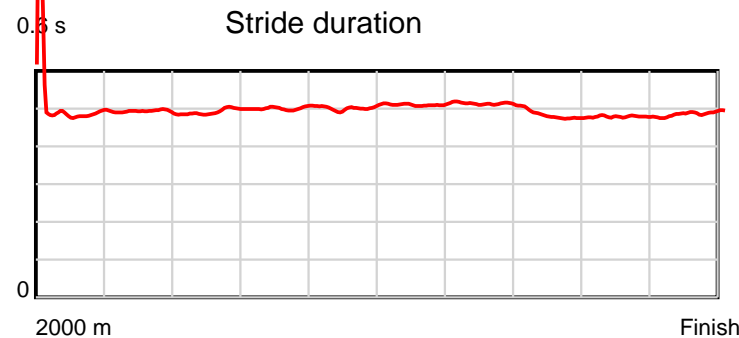
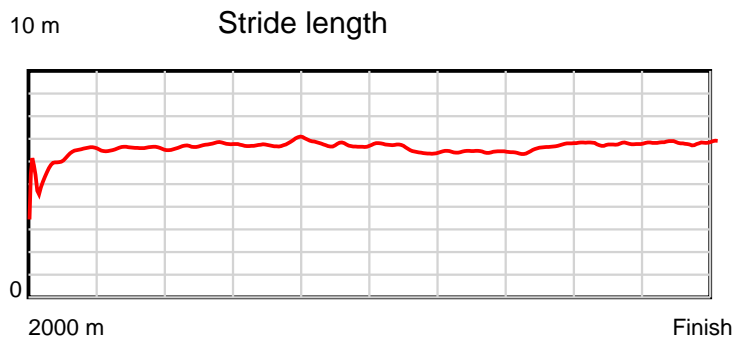
#### Disclaimer.

HRNZ and NZMTC and Thoroughbred Ratings Pty Ltd accepts no responsibility for the completeness or accuracy of any of the information contained herein, and makes no representations about its suitability for any particular purpose. Users should make their own judgements about those matters and/or seek independent advice. You assume all risks associated with use of the data provided on this page.

# Race Results

August 03, 2018, Race 10, CUP DAY AVON CITY FORD BOOT PARTY ON SALE PACE, Distance 2000m, Addington - Survey 3200m

Result	TAB no.	Horse (Barrier)	2000 to	1800m to	1600m to	1400m to	1200m to	1000m to	800m to	600m to	400m to	200m to	Total or	Margin
5th	15	Tracksarefortr... (13)	1800m	1600m	1400m	1200m	1000m	800m	600m	400m	200m	WP	Average	
		Position in running (margin)	-	6(6.2)	3(3.9)	3(1.6)	5(2.7)	4(3.6)	4(3.3)	6(2.9)	6(3.2)	5(2.8)		2.30
		Sectional time (s)	17.58	15.45	15.00	14.77	15.16	15.88	15.94	14.69	14.32	14.30		
		Cumulative time (s)	153.09	135.51	120.06	105.06	90.29	75.13	59.25	43.31	28.62	14.30	2:33.09	
		Speed (m/s)	11.38	12.94	13.33	13.54	13.19	12.59	12.55	13.61	13.97	13.99	13.06	
		Stride length (m)	5.95	6.38	6.57	6.79	6.63	6.43	6.43	6.53	6.68	6.83	6.51	
		Stride duration (s)	0.489	0.492	0.493	0.501	0.502	0.511	0.512	0.480	0.478	0.488	0.498	
		Stride efficiency (%)	55.28	63.53	67.49	71.95	68.60	64.66	64.61	66.62	69.75	72.84	66.26	
		Stride count	33.63	31.37	30.43	29.47	30.18	31.09	31.10	30.63	29.94	29.29	307.13	



Note: Horizontal distance axis grid lines are 200m furlongs.

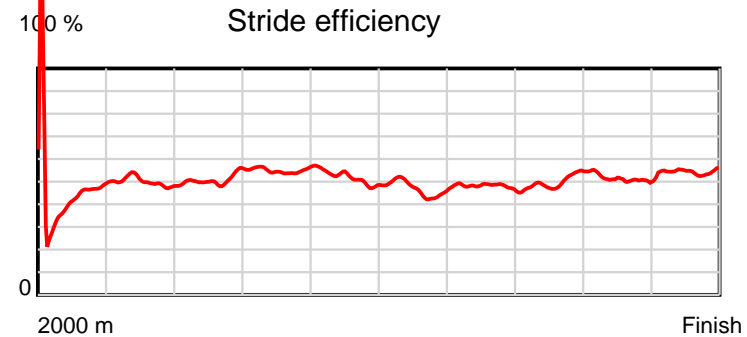
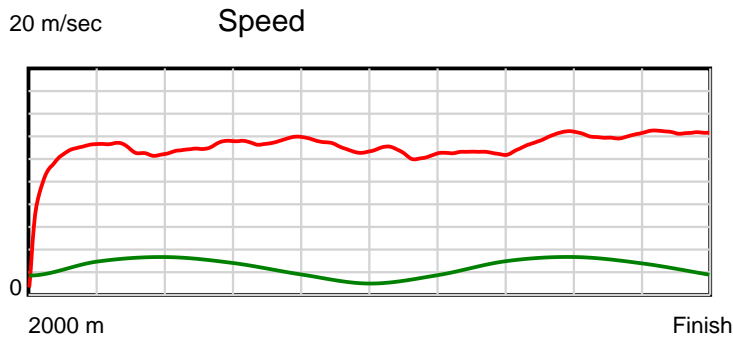
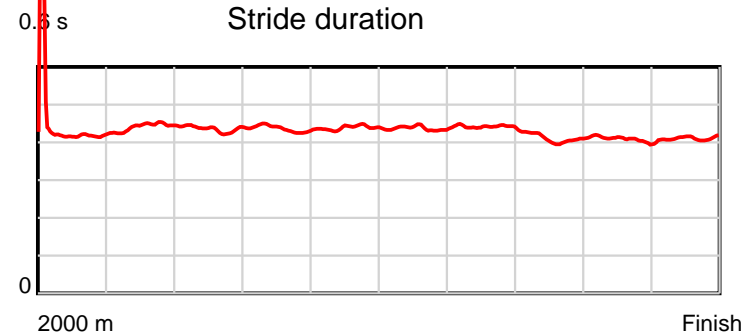
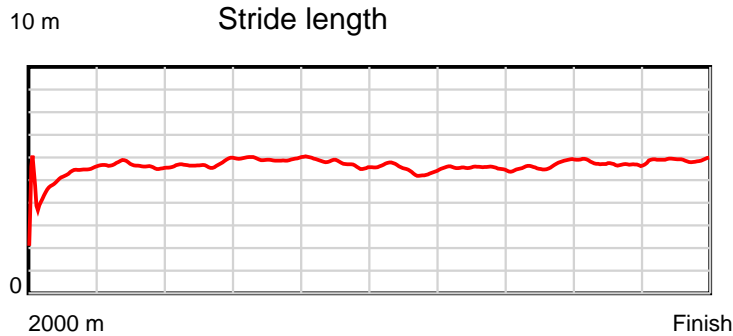
#### Disclaimer.

HRNZ and NZMTC and Thoroughbred Ratings Pty Ltd accepts no responsibility for the completeness or accuracy of any of the information contained herein, and makes no representations about its suitability for any particular purpose. Users should make their own judgements about those matters and/or seek independent advice. You assume all risks associated with use of the data provided on this page.

# Race Results

August 03, 2018, Race 10, CUP DAY AVON CITY FORD BOOT PARTY ON SALE PACE, Distance 2000m, Addington - Survey 3200m

Result	TAB no.	Horse (Barrier)	2000 to 1800m	1800m to 1600m	1600m to 1400m	1400m to 1200m	1200m to 1000m	1000m to 800m	800m to 600m	600m to 400m	400m to 200m	200m to WP	Total or Average	Margin
6th	2	A Better Dance... (2)												
		Position in running (margin)	-	5(5.6)	4(4.0)	4(2.7)	6(3.8)	6(6.0)	6(6.7)	10(6.6)	9(5.7)	8(5.0)		2.80
		Sectional time (s)	17.48	15.56	15.17	14.76	15.37	16.05	15.98	14.50	14.27	14.02		
		Cumulative time (s)	153.16	135.68	120.12	104.95	90.19	74.82	58.77	42.79	28.29	14.02	2:33.16	
		Speed (m/s)	11.44	12.85	13.18	13.55	13.01	12.46	12.52	13.79	14.02	14.27	13.06	
		Stride length (m)	5.01	5.68	5.75	5.91	5.71	5.44	5.53	5.67	5.72	5.86	5.62	
		Stride duration (s)	0.431	0.442	0.436	0.436	0.439	0.437	0.442	0.411	0.408	0.411	0.430	
		Stride efficiency (%)	39.22	50.39	51.62	54.62	50.91	46.28	47.74	50.16	51.16	53.72	49.29	
		Stride count	39.92	35.22	34.80	33.83	35.04	36.75	36.19	35.30	34.95	34.11	356.11	



Note: Horizontal distance axis grid lines are 200m furlongs.

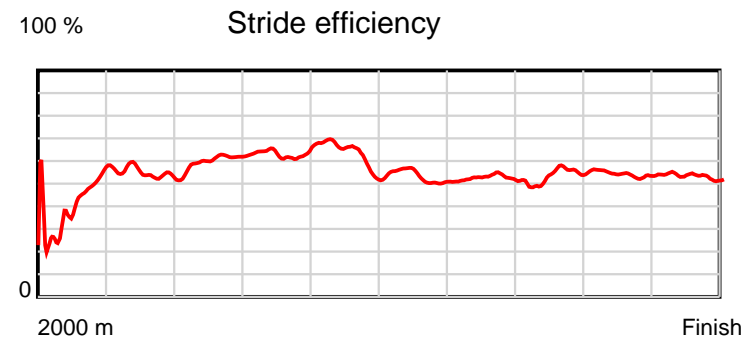
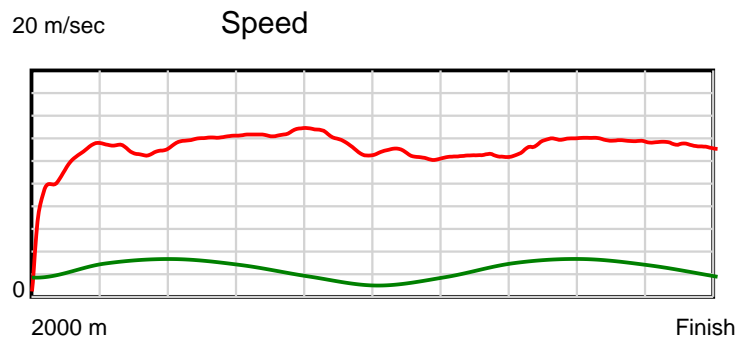
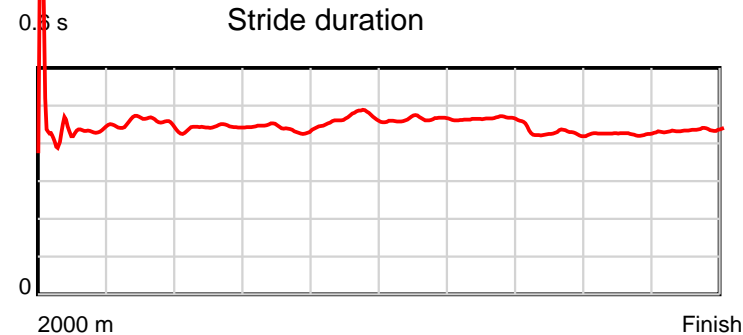
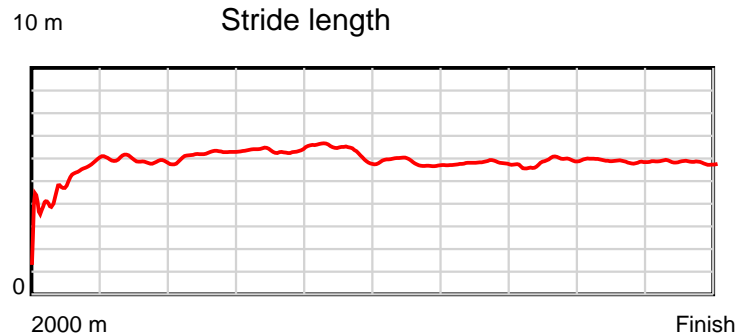
#### Disclaimer.

HRNZ and NZMTC and Thoroughbred Ratings Pty Ltd accepts no responsibility for the completeness or accuracy of any of the information contained herein, and makes no representations about its suitability for any particular purpose. Users should make their own judgements about those matters and/or seek independent advice. You assume all risks associated with use of the data provided on this page.

# Race Results

August 03, 2018, Race 10, CUP DAY AVON CITY FORD BOOT PARTY ON SALE PACE, Distance 2000m, Addington - Survey 3200m

Result	TAB no.	Horse (Barrier)	2000 to	1800m to	1600m to	1400m to	1200m to	1000m to	800m to	600m to	400m to	200m to	Total or	Margin
7th	4	<b>Amore Lancome (4)</b>	<b>1800m</b>	<b>1600m</b>	<b>1400m</b>	<b>1200m</b>	<b>1000m</b>	<b>800m</b>	<b>600m</b>	<b>400m</b>	<b>200m</b>	<b>WP</b>	<b>Average</b>	
		Position in running (margin)	-	9(9.0)	9(9.0)	6(4.8)	1(0.0)	1(0.0)	1(0.0)	1(0.0)	1(0.0)	1(0.0)		3.20
		Sectional time (s)	18.06	15.84	14.68	13.77	15.02	15.93	16.00	14.65	14.39	14.90		
		Cumulative time (s)	153.24	135.18	119.34	104.66	90.89	75.87	59.94	43.94	29.29	14.90	2:33.24	
		Speed (m/s)	11.07	12.63	13.62	14.52	13.32	12.55	12.50	13.65	13.90	13.42	13.05	
		Stride length (m)	4.88	5.75	6.03	6.39	6.22	5.84	5.81	5.83	5.91	5.84	5.82	
		Stride duration (s)	0.438	0.455	0.443	0.440	0.467	0.465	0.465	0.427	0.425	0.435	0.446	
		Stride efficiency (%)	37.26	51.58	56.84	63.84	60.40	53.23	52.75	53.11	54.63	53.33	52.99	
		Stride count	40.96	34.81	33.16	31.29	32.17	34.27	34.42	34.30	33.83	34.23	343.44	



Note: Horizontal distance axis grid lines are 200m furlongs.

#### Disclaimer.

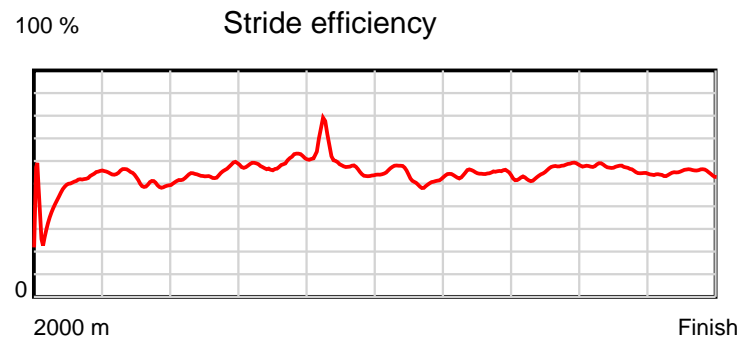
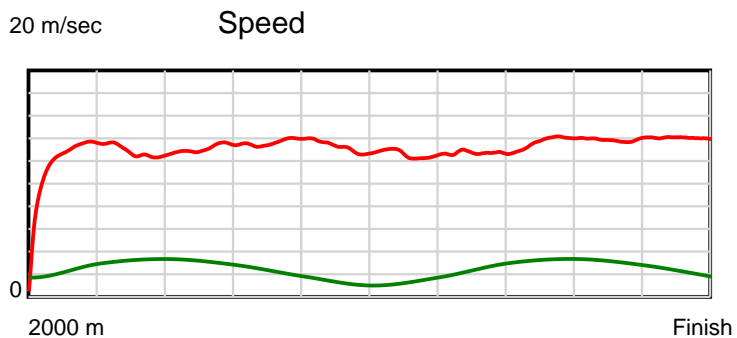
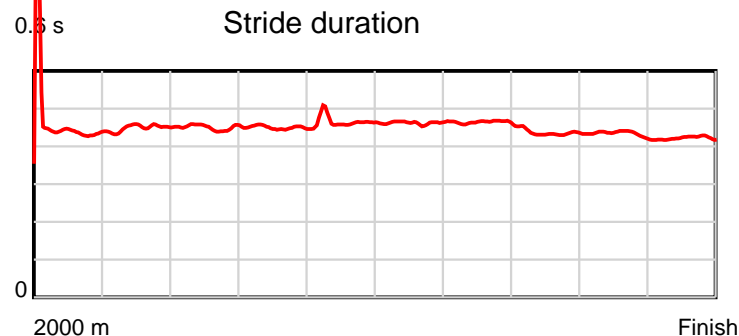
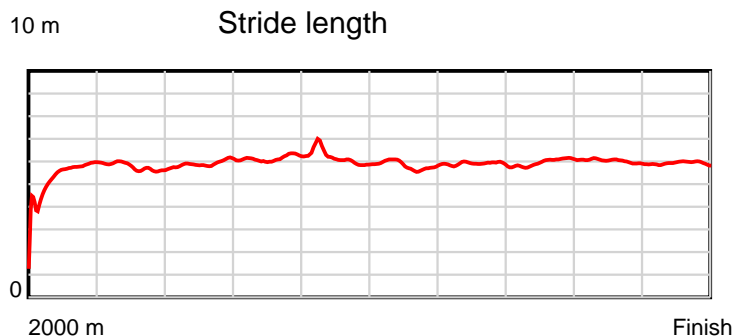
HRNZ and NZMTC and Thoroughbred Ratings Pty Ltd accepts no responsibility for the completeness or accuracy of any of the information contained herein, and makes no representations about its suitability for any particular purpose. Users should make their own judgements about those matters and/or seek independent advice. You assume all risks associated with use of the data provided on this page.



# Race Results

August 03, 2018, Race 10, CUP DAY AVON CITY FORD BOOT PARTY ON SALE PACE, Distance 2000m, Addington - Survey 3200m

Result	TAB no.	Horse (Barrier)	2000 to	1800m to	1600m to	1400m to	1200m to	1000m to	800m to	600m to	400m to	200m to	Total or	Margin
8th	5	Kiwi Bloke (5)	1800m	1600m	1400m	1200m	1000m	800m	600m	400m	200m	WP	Average	
		Position in running (margin)	-	2(2.0)	2(2.1)	2(1.5)	4(1.8)	5(4.3)	5(4.2)	7(4.0)	8(4.1)	7(3.9)		3.50
		Sectional time (s)	16.87	15.84	15.29	14.62	15.43	15.91	15.97	14.67	14.34	14.35		
		Cumulative time (s)	153.29	136.42	120.58	105.29	90.67	75.24	59.33	43.36	28.69	14.35	2:33.29	
		Speed (m/s)	11.86	12.63	13.08	13.68	12.96	12.57	12.52	13.63	13.95	13.94	13.05	
		Stride length (m)	5.33	5.67	5.89	6.13	6.01	5.81	5.80	5.94	6.04	5.88	5.84	
		Stride duration (s)	0.449	0.449	0.451	0.448	0.464	0.462	0.463	0.436	0.433	0.422	0.448	
		Stride efficiency (%)	44.48	50.28	54.28	58.70	56.42	52.79	52.60	55.17	56.95	54.05	53.35	
		Stride count	37.49	35.26	33.94	32.63	33.28	34.41	34.47	33.66	33.13	34.01	342.28	



Note: Horizontal distance axis grid lines are 200m furlongs.

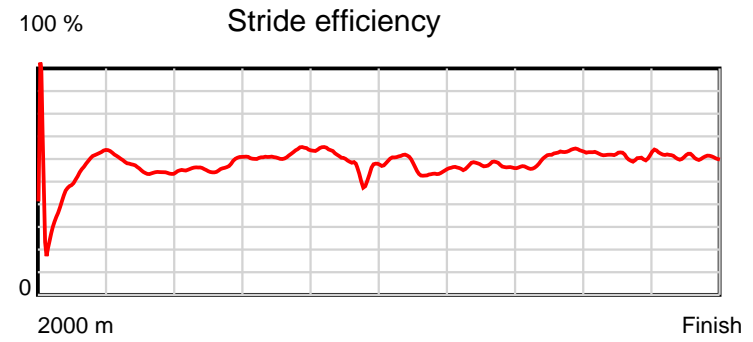
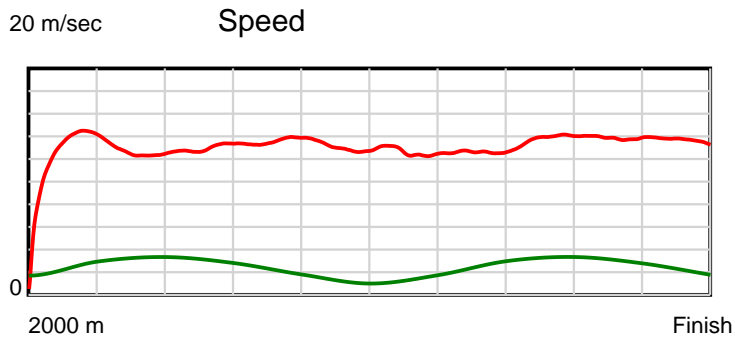
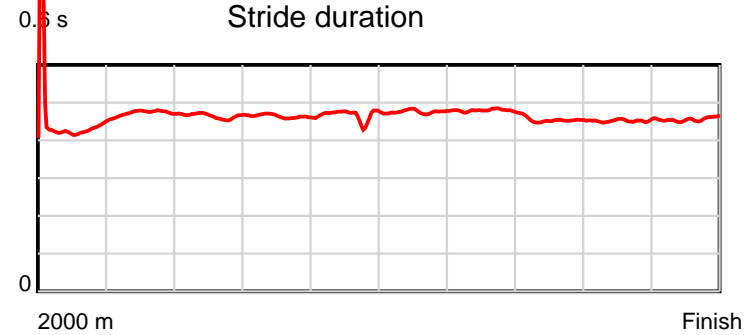
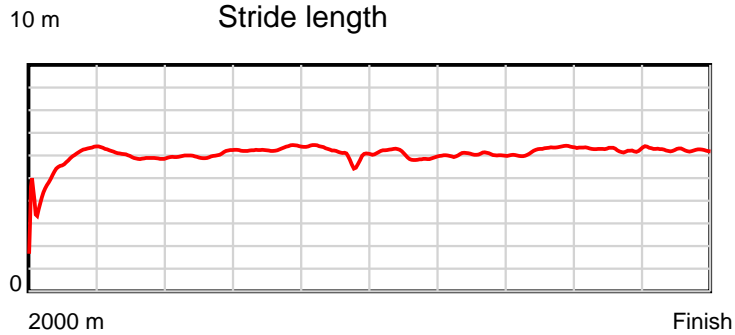
#### Disclaimer.

HRNZ and NZMTC and Thoroughbred Ratings Pty Ltd accepts no responsibility for the completeness or accuracy of any of the information contained herein, and makes no representations about its suitability for any particular purpose. Users should make their own judgements about those matters and/or seek independent advice. You assume all risks associated with use of the data provided on this page.

# Race Results

August 03, 2018, Race 10, CUP DAY AVON CITY FORD BOOT PARTY ON SALE PACE, Distance 2000m, Addington - Survey 3200m

Result	TAB no.	Horse (Barrier)	2000 to 1800m	1800m to 1600m	1600m to 1400m	1400m to 1200m	1200m to 1000m	1000m to 800m	800m to 600m	600m to 400m	400m to 200m	200m to WP	Total or Average	Margin
9th	12	<b>Shecandance (10)</b>												
		Position in running (margin)	-	1(0.0)	1(0.0)	1(0.0)	2(0.3)	3(2.2)	3(1.8)	3(1.9)	5(2.1)	6(2.9)		4.50
		Sectional time (s)	16.49	15.83	15.38	14.62	15.32	15.87	16.02	14.67	14.53	14.75		
		Cumulative time (s)	153.48	136.99	121.16	105.78	91.16	75.84	59.97	43.95	29.28	14.75	2:33.48	
		Speed (m/s)	12.13	12.63	13.00	13.68	13.05	12.60	12.48	13.63	13.76	13.56	13.03	
		Stride length (m)	5.36	5.98	6.04	6.33	6.07	6.00	5.97	6.18	6.21	6.18	6.02	
		Stride duration (s)	0.439	0.473	0.465	0.463	0.465	0.476	0.478	0.453	0.451	0.456	0.462	
		Stride efficiency (%)	44.84	55.85	57.10	62.67	57.60	56.29	55.76	59.69	60.29	59.69	56.67	
		Stride count	37.33	33.45	33.09	31.58	32.94	33.32	33.48	32.36	32.20	32.36	332.11	



Note: Horizontal distance axis grid lines are 200m furlongs.

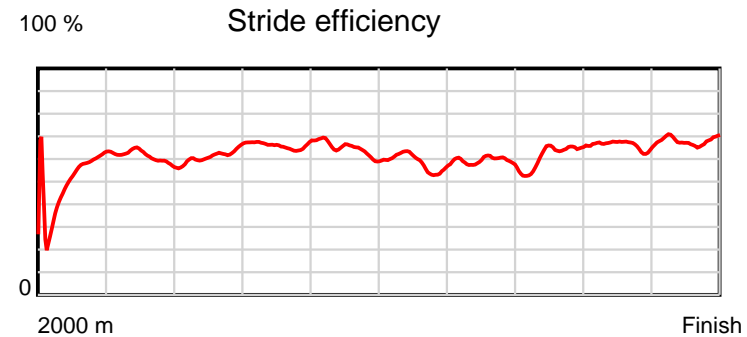
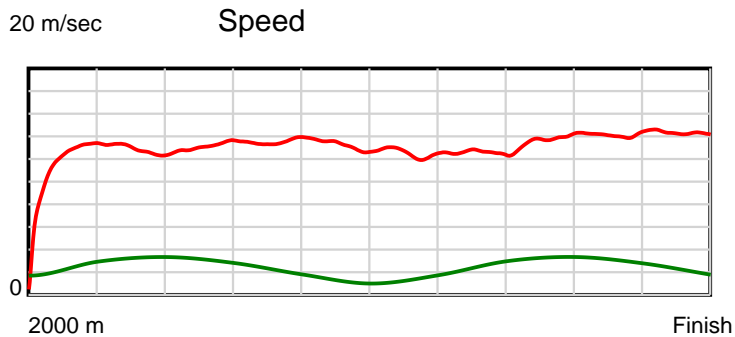
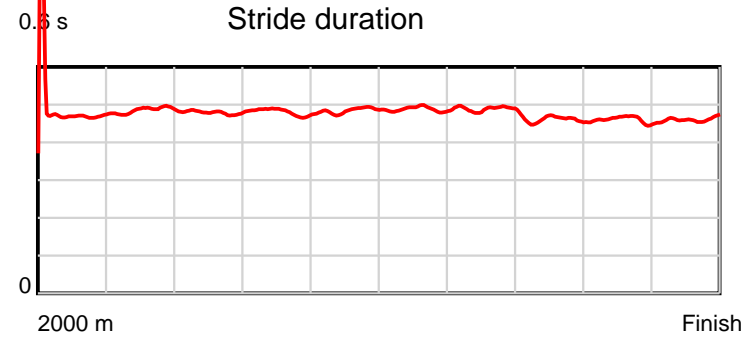
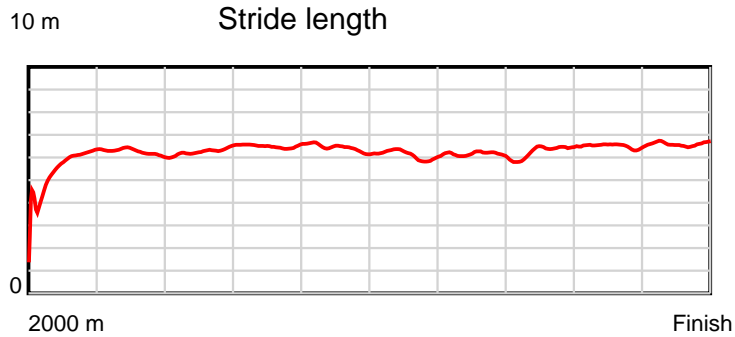
**Disclaimer.**

HRNZ and NZMTC and Thoroughbred Ratings Pty Ltd accepts no responsibility for the completeness or accuracy of any of the information contained herein, and makes no representations about its suitability for any particular purpose. Users should make their own judgements about those matters and/or seek independent advice. You assume all risks associated with use of the data provided on this page.

# Race Results

August 03, 2018, Race 10, CUP DAY AVON CITY FORD BOOT PARTY ON SALE PACE, Distance 2000m, Addington - Survey 3200m

Result	TAB no.	Horse (Barrier)	2000 to 1800m	1800m to 1600m	1600m to 1400m	1400m to 1200m	1200m to 1000m	1000m to 800m	800m to 600m	600m to 400m	400m to 200m	200m to WP	Total or Average	Margin
10th	3	<b>Shining Frost (3)</b>												
		Position in running (margin)	-	7(6.8)	6(6.0)	8(5.7)	8(7.1)	8(8.2)	8(7.9)	12(8.0)	11(8.3)	9(7.1)		4.60
		Sectional time (s)	17.72	15.70	15.34	14.79	15.20	15.89	16.02	14.69	14.20	13.94		
		Cumulative time (s)	153.49	135.77	120.07	104.73	89.94	74.74	58.85	42.83	28.14	13.94	2:33.49	
		Speed (m/s)	11.29	12.74	13.04	13.52	13.16	12.59	12.48	13.61	14.08	14.35	13.03	
		Stride length (m)	5.48	6.18	6.25	6.49	6.39	6.13	6.10	6.25	6.48	6.63	6.22	
		Stride duration (s)	0.482	0.485	0.480	0.480	0.485	0.487	0.489	0.459	0.460	0.462	0.478	
		Stride efficiency (%)	46.90	59.74	61.13	65.77	63.73	58.75	58.19	61.09	65.69	68.59	60.51	
		Stride count	36.51	32.35	31.98	30.83	31.32	32.62	32.77	31.99	30.85	30.19	321.41	



Note: Horizontal distance axis grid lines are 200m furlongs.

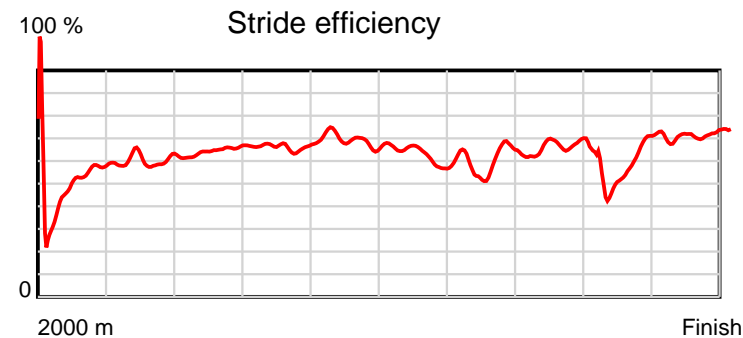
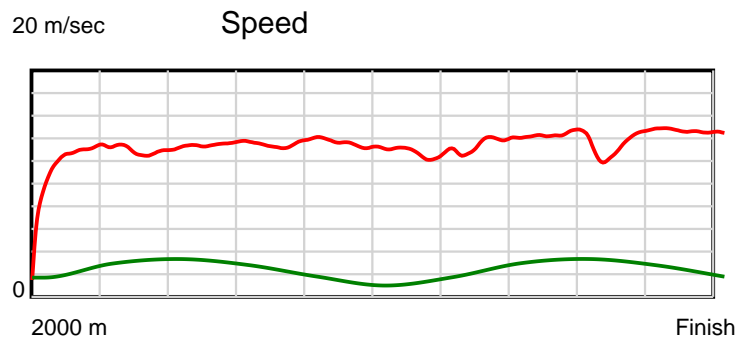
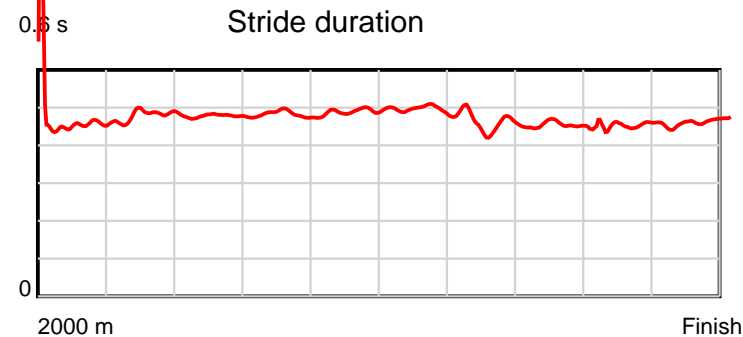
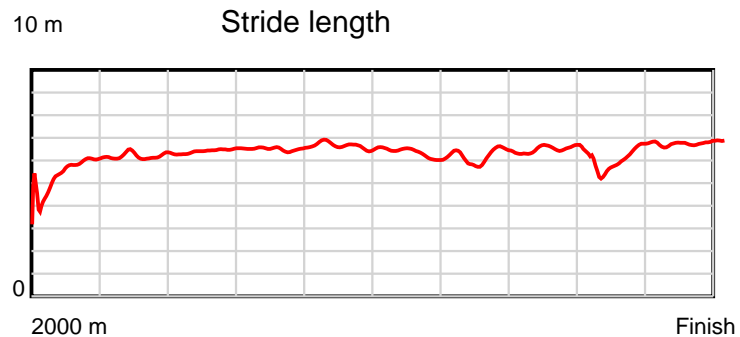
**Disclaimer.**

HRNZ and NZMTC and Thoroughbred Ratings Pty Ltd accepts no responsibility for the completeness or accuracy of any of the information contained herein, and makes no representations about its suitability for any particular purpose. Users should make their own judgements about those matters and/or seek independent advice. You assume all risks associated with use of the data provided on this page.

# Race Results

August 03, 2018, Race 10, CUP DAY AVON CITY FORD BOOT PARTY ON SALE PACE, Distance 2000m, Addington - Survey 3200m

Result	TAB no.	Horse (Barrier)	2000 to 1800m to	1800m to 1600m to	1600m to 1400m to	1400m to 1200m to	1200m to 1000m to	1000m to 800m to	800m to 600m to	600m to 400m to	400m to 200m to	200m to WP	Total or Average	Margin
11th	13	Dadndave (11)	1800m	1600m	1400m	1200m	1000m	800m	600m	400m	200m	WP	Average	
		Position in running (margin)	-	10(11.1)	10(10.9)	11(10.1)	11(11.6)	11(12.4)	11(11.7)	8(4.4)	7(3.6)	12(9.6)		5.70
		Sectional time (s)	18.41	15.80	15.25	14.81	15.15	15.82	14.78	14.52	15.38	13.77		
		Cumulative time (s)	153.69	135.28	119.48	104.23	89.42	74.27	58.45	43.67	29.15	13.77	2:33.69	
		Speed (m/s)	10.86	12.66	13.11	13.50	13.20	12.64	13.53	13.77	13.00	14.52	13.01	
		Stride length (m)	5.32	6.08	6.26	6.51	6.48	6.24	6.24	6.13	5.91	6.74	6.17	
		Stride duration (s)	0.452	0.480	0.477	0.482	0.491	0.494	0.461	0.445	0.455	0.464	0.474	
		Stride efficiency (%)	44.30	57.80	61.24	66.30	65.70	60.94	60.81	58.65	54.67	71.08	59.49	
		Stride count	37.56	32.88	31.95	30.71	30.84	32.03	32.06	32.65	33.81	29.65	324.14	



Note: Horizontal distance axis grid lines are 200m furlongs.

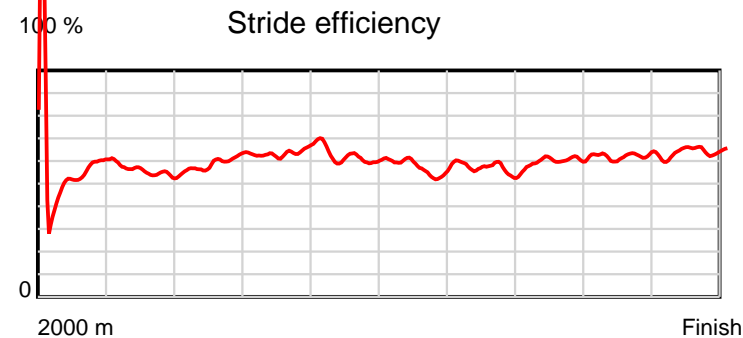
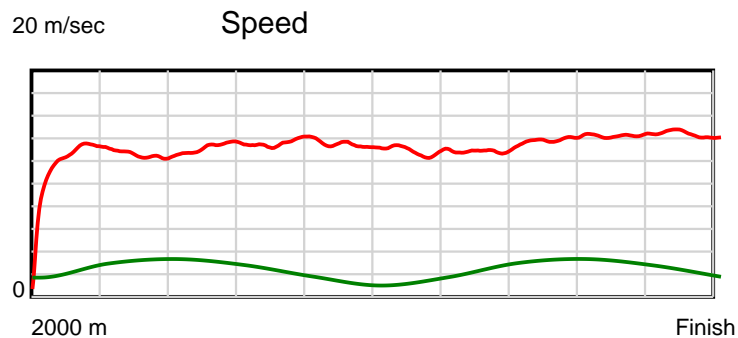
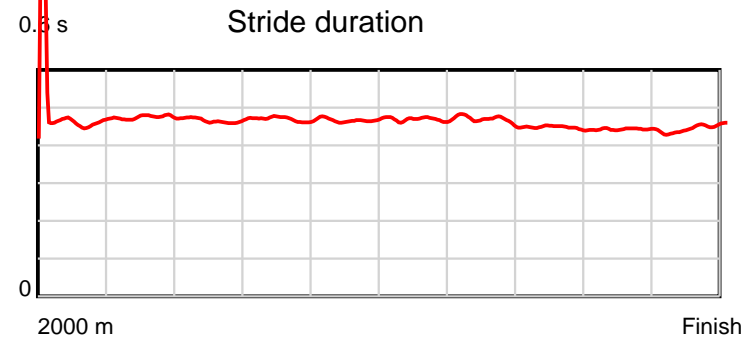
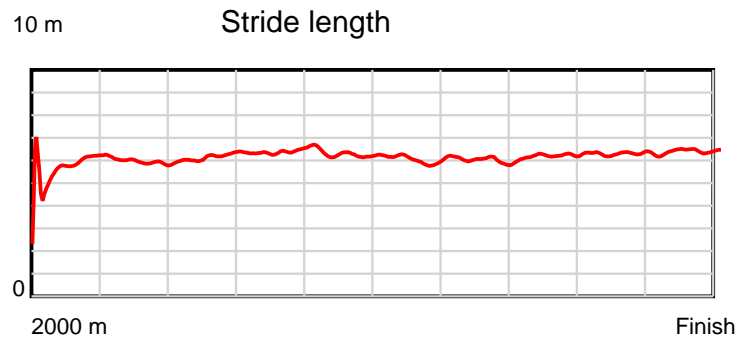
#### Disclaimer.

HRNZ and NZMTC and Thoroughbred Ratings Pty Ltd accepts no responsibility for the completeness or accuracy of any of the information contained herein, and makes no representations about its suitability for any particular purpose. Users should make their own judgements about those matters and/or seek independent advice. You assume all risks associated with use of the data provided on this page.

# Race Results

August 03, 2018, Race 10, CUP DAY AVON CITY FORD BOOT PARTY ON SALE PACE, Distance 2000m, Addington - Survey 3200m

Result	TAB no.	Horse (Barrier)	2000 to	1800m to	1600m to	1400m to	1200m to	1000m to	800m to	600m to	400m to	200m to	Total or	Margin
12th	9	<b>Don't Tell Ang... (8)</b>	<b>1800m</b>	<b>1600m</b>	<b>1400m</b>	<b>1200m</b>	<b>1000m</b>	<b>800m</b>	<b>600m</b>	<b>400m</b>	<b>200m</b>	<b>WP</b>	<b>Average</b>	
		Position in running (margin)	-	3(3.4)	5(5.5)	7(4.9)	7(6.3)	7(7.7)	7(7.1)	9(6.3)	12(8.5)	10(7.9)		5.70
		Sectional time (s)	17.14	16.17	15.28	14.81	15.24	15.82	15.87	15.02	14.27	14.07		
		Cumulative time (s)	153.69	136.55	120.38	105.10	90.29	75.05	59.23	43.36	28.34	14.07	2:33.69	
		Speed (m/s)	11.67	12.37	13.09	13.50	13.12	12.64	12.60	13.32	14.02	14.21	13.01	
		Stride length (m)	5.64	5.87	6.10	6.34	6.13	5.93	5.88	5.95	6.19	6.36	6.03	
		Stride duration (s)	0.474	0.474	0.466	0.469	0.467	0.469	0.467	0.447	0.442	0.447	0.463	
		Stride efficiency (%)	49.75	53.79	58.16	62.71	58.77	54.86	54.10	55.30	59.83	63.23	56.84	
		Stride count	35.45	34.09	32.78	31.57	32.61	33.75	33.99	33.62	32.32	31.44	331.62	



Note: Horizontal distance axis grid lines are 200m furlongs.

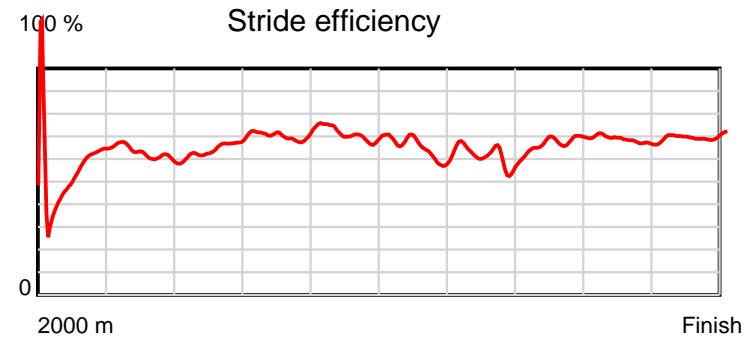
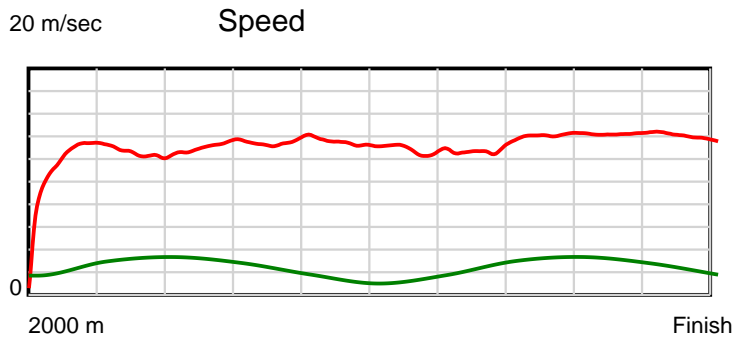
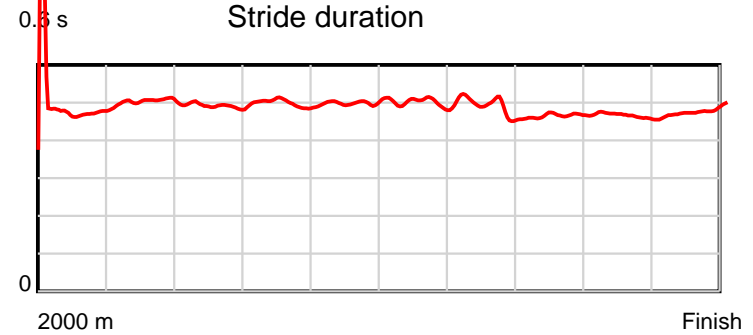
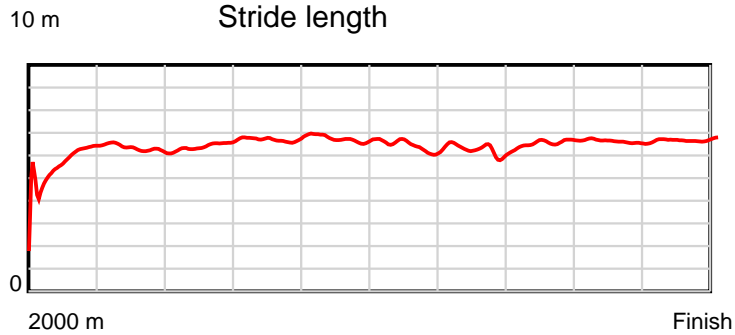
#### Disclaimer.

HRNZ and NZMTC and Thoroughbred Ratings Pty Ltd accepts no responsibility for the completeness or accuracy of any of the information contained herein, and makes no representations about its suitability for any particular purpose. Users should make their own judgements about those matters and/or seek independent advice. You assume all risks associated with use of the data provided on this page.

# Race Results

August 03, 2018, Race 10, CUP DAY AVON CITY FORD BOOT PARTY ON SALE PACE, Distance 2000m, Addington - Survey 3200m

Result	TAB no.	Horse (Barrier)	2000 to 1800m to	1800m to 1600m to	1600m to 1400m to	1400m to 1200m to	1200m to 1000m to	1000m to 800m to	800m to 600m to	600m to 400m to	400m to 200m to	200m to WP	Total or Average	Margin
13th	6	<b>Franco Hatton (6)</b>	<b>1800m</b>	<b>1600m</b>	<b>1400m</b>	<b>1200m</b>	<b>1000m</b>	<b>800m</b>	<b>600m</b>	<b>400m</b>	<b>200m</b>	<b>WP</b>	<b>Average</b>	
		Position in running (margin)	-	4(4.3)	8(6.7)	9(7.6)	9(9.4)	10(10.2)	9(8.9)	11(7.3)	10(7.1)	11(8.0)		7.70
		Sectional time (s)	17.28	16.22	15.53	14.88	15.14	15.72	15.73	14.61	14.54	14.40		
		Cumulative time (s)	154.05	136.77	120.55	105.02	90.14	75.00	59.28	43.55	28.94	14.40	2:34.05	
		Speed (m/s)	11.57	12.33	12.88	13.44	13.21	12.72	12.71	13.69	13.76	13.89	12.98	
		Stride length (m)	5.62	6.21	6.33	6.70	6.61	6.35	6.22	6.37	6.39	6.67	6.33	
		Stride duration (s)	0.483	0.504	0.491	0.498	0.501	0.499	0.489	0.466	0.465	0.480	0.488	
		Stride efficiency (%)	49.43	60.34	62.60	70.08	68.32	63.07	60.46	63.47	63.88	69.52	62.70	
		Stride count	35.56	32.18	31.60	29.87	30.25	31.48	32.15	31.38	31.28	29.98	315.73	



Note: Horizontal distance axis grid lines are 200m furlongs.

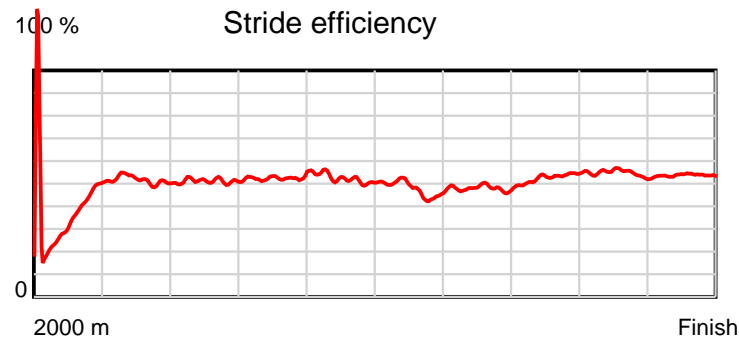
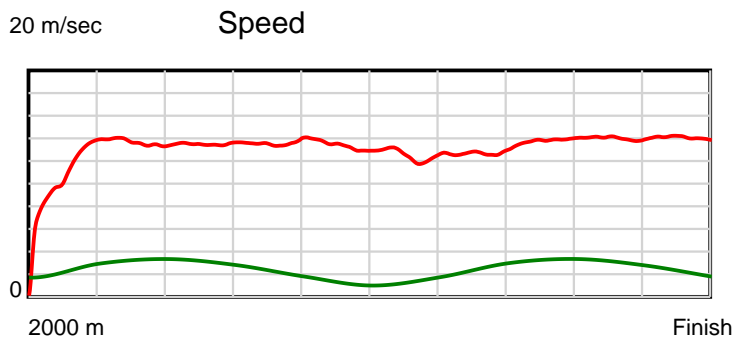
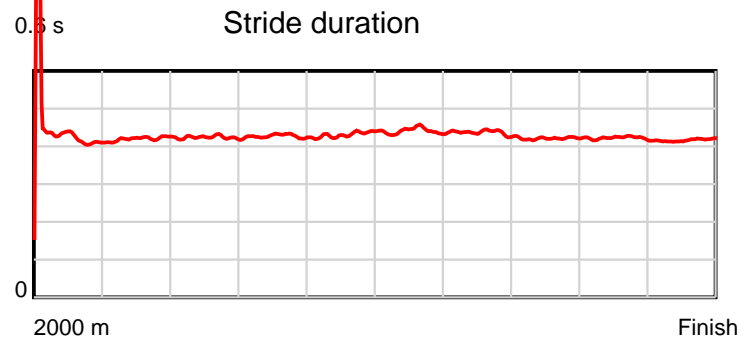
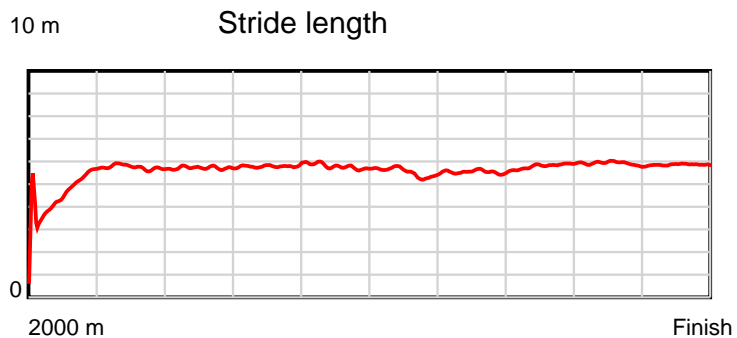
**Disclaimer.**

HRNZ and NZMTC and Thoroughbred Ratings Pty Ltd accepts no responsibility for the completeness or accuracy of any of the information contained herein, and makes no representations about its suitability for any particular purpose. Users should make their own judgements about those matters and/or seek independent advice. You assume all risks associated with use of the data provided on this page.

# Race Results

August 03, 2018, Race 10, CUP DAY AVON CITY FORD BOOT PARTY ON SALE PACE, Distance 2000m, Addington - Survey 3200m

Result	TAB no.	Horse (Barrier)	2000 to 1800m	1800m to 1600m	1600m to 1400m	1400m to 1200m	1200m to 1000m	1000m to 800m	800m to 600m	600m to 400m	400m to 200m	200m to WP	Total or Average	Margin
14th	1	Rosie's Rob (1)												
		Position in running (margin)	-	13(18.5)	11(11.7)	10(9.1)	10(10.0)	9(10.0)	10(10.4)	13(9.3)	13(10.3)	13(10.0)		8.60
		Sectional time (s)	19.50	14.70	14.94	14.73	15.02	15.99	15.81	14.81	14.34	14.38		
		Cumulative time (s)	154.22	134.72	120.02	105.08	90.35	75.33	59.34	43.53	28.72	14.38	2:34.22	
		Speed (m/s)	10.26	13.61	13.39	13.58	13.32	12.51	12.65	13.50	13.95	13.91	12.97	
		Stride length (m)	4.60	5.72	5.66	5.80	5.75	5.50	5.52	5.68	5.88	5.80	5.57	
		Stride duration (s)	0.449	0.421	0.423	0.427	0.431	0.440	0.437	0.421	0.421	0.417	0.429	
		Stride efficiency (%)	33.08	51.16	50.10	52.64	51.61	47.34	47.68	50.49	54.03	52.53	48.43	
		Stride count	43.47	34.95	35.32	34.46	34.80	36.34	36.21	35.19	34.01	34.49	359.24	



Note: Horizontal distance axis grid lines are 200m furlongs.

#### Disclaimer.

HRNZ and NZMTC and Thoroughbred Ratings Pty Ltd accepts no responsibility for the completeness or accuracy of any of the information contained herein, and makes no representations about its suitability for any particular purpose. Users should make their own judgements about those matters and/or seek independent advice. You assume all risks associated with use of the data provided on this page.