



Race Results

NZ Metropolitan Trotting Club Inc, HRNZ, August 03, 2018

Compilation date: August 3, 2018, 6:28:53 PM (NZST)

Copyright © 2018 HRNZ and NZMTC. All rights reserved.

Trademarks.

StrideMASTER is a registered trademark of Thoroughbred Ratings Pty Ltd.

Disclaimer.

HRNZ and NZMTC and Thoroughbred Ratings Pty Ltd accepts no responsibility for the completeness or accuracy of any of the information contained herein, and makes no representations about its suitability for any particular purpose. Users should make their own judgements about those matters and/or seek independent advice. You assume all risks associated with use of the data provided on this page.



Race Results



August 03, 2018, Race 2, HARAS des TROTTEURS TROT, Distance 2600m, Addington - Survey 3200m

Result	TAB no.	Horse (Barrier)	2600 to	2400m to
1st	11	Lovey Dovey Mo... (10)	2400m	2200m
		Position in running (margin)	-	7(8.0)
		Sectional time (s)	19.10	16.45
		Cumulative time (s)	203.36	184.26
		Speed (m/s)	10.47	12.16
		Stride length (m)	6.15	6.38
		Stride duration (s)	0.577	0.525
		Stride efficiency (%)	59.08	63.53
		Stride count	32.53	31.37

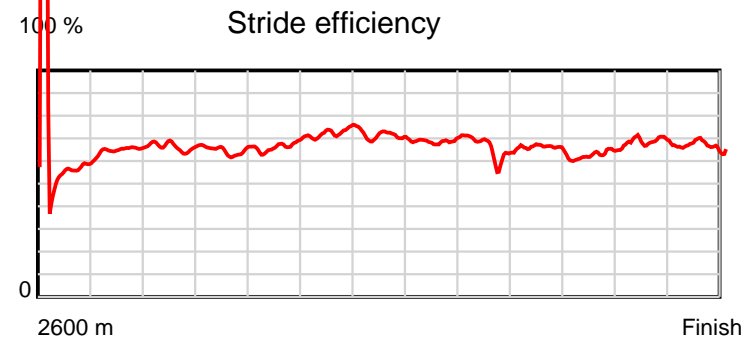
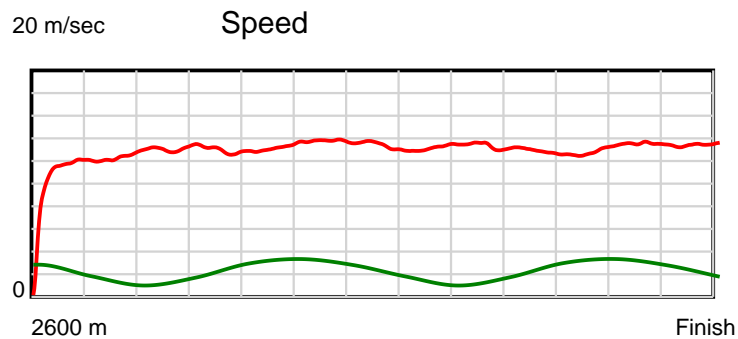
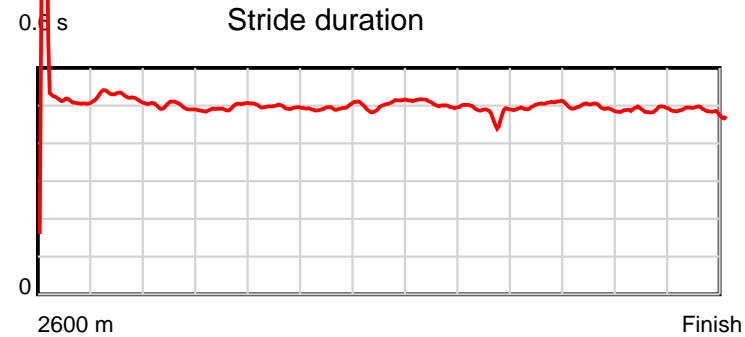
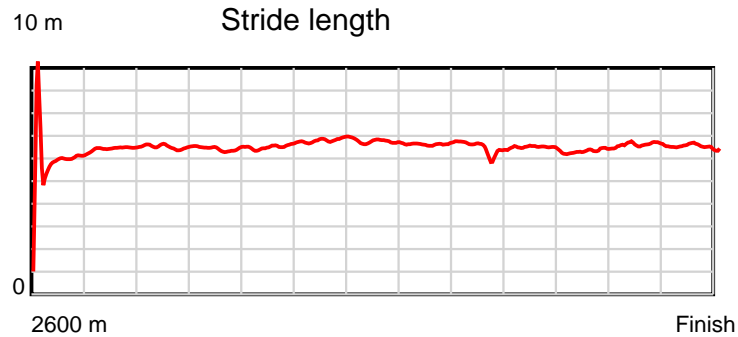
Disclaimer.

HRNZ and NZMTC and Thoroughbred Ratings Pty Ltd accepts no responsibility for the completeness or accuracy of any of the information contained herein, and makes no representations about its suitability for any particular purpose. Users should make their own judgements about those matters and/or seek independent advice. You assume all risks associated with use of the data provided on this page.

Race Results

August 03, 2018, Race 2, HARAS des TROTTEURS TROT, Distance 2600m, Addington - Survey 3200m

Result	TAB no.	Horse (Barrier)	2200m to	2000m to	1800m to	1600m to	1400m to	1200m to	1000m to	800m to	600m to	400m to	200m to	Total or	Margin
1st	11	Lovey Dovey Mo... (10)	2000m	1800m	1600m	1400m	1200m	1000m	800m	600m	400m	200m	WP	Average	
		Position in running (margin)	7(13.1)	6(9.5)	3(2.9)	2(2.2)	2(1.2)	2(0.7)	2(0.4)	1(0.0)	1(0.0)	1(0.0)	1(0.0)		0.00
		Sectional time (s)	15.87	15.33	15.58	14.65	14.97	15.33	15.38	15.51	15.58	14.74	14.87		
		Cumulative time (s)	167.81	151.94	136.61	121.03	106.38	91.41	76.08	60.70	45.19	29.61	14.87	3:23.36	
		Speed (m/s)	12.60	13.05	12.84	13.65	13.36	13.05	13.00	12.89	12.84	13.57	13.45	12.79	
		Stride length (m)	6.28	6.47	6.37	6.77	6.72	6.58	6.24	6.47	6.34	6.63	6.52	6.45	
		Stride duration (s)	0.498	0.496	0.496	0.496	0.503	0.504	0.480	0.502	0.494	0.489	0.485	0.505	
		Stride efficiency (%)	61.64	65.50	63.37	71.57	70.58	67.58	60.78	65.48	62.91	68.70	66.52	65.02	
		Stride count	31.84	30.89	31.41	29.55	29.76	30.41	32.07	30.90	31.52	30.16	30.65	403.06	



Note: Horizontal distance axis grid lines are 200m furlongs.

Disclaimer.

HRNZ and NZMTC and Thoroughbred Ratings Pty Ltd accepts no responsibility for the completeness or accuracy of any of the information contained herein, and makes no representations about its suitability for any particular purpose. Users should make their own judgements about those matters and/or seek independent advice. You assume all risks associated with use of the data provided on this page.



Race Results



August 03, 2018, Race 2, HARAS des TROTTEURS TROT, Distance 2600m, Addington - Survey 3200m

Result	TAB no.	Horse (Barrier)	2600 to	2400m to
2nd	9	Gold Chain (8)	2400m	2200m
		Position in running (margin)	-	3(1.6)
		Sectional time (s)	18.15	15.76
		Cumulative time (s)	203.36	185.21
		Speed (m/s)	11.02	12.69
		Stride length (m)	5.75	6.41
		Stride duration (s)	0.510	0.505
		Stride efficiency (%)	51.75	64.21
		Stride count	34.75	31.20

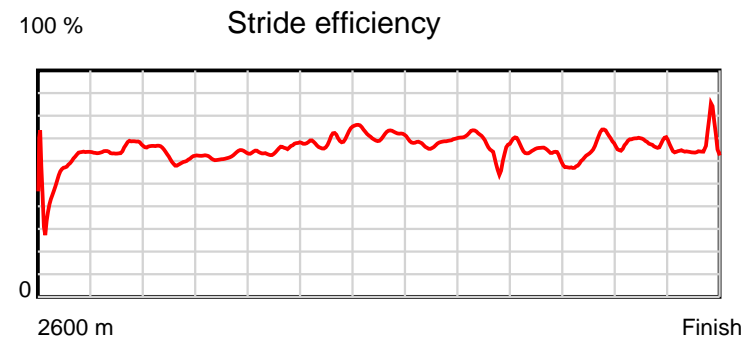
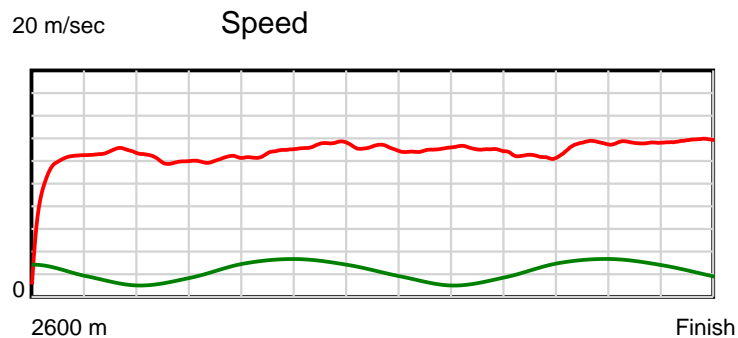
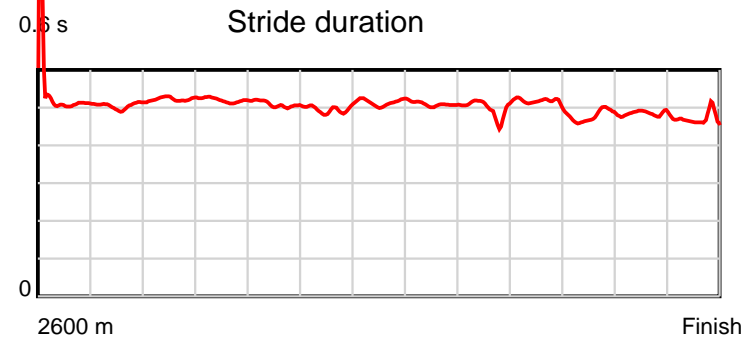
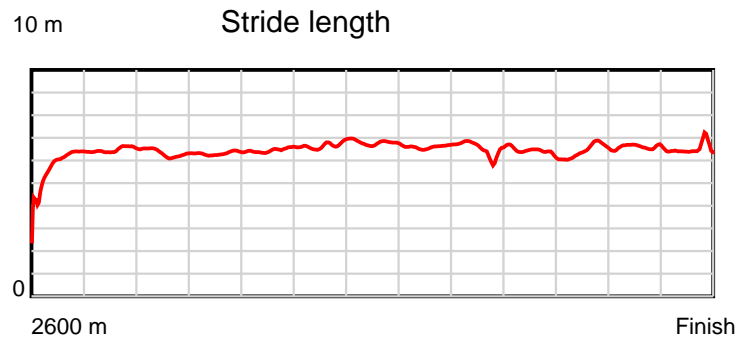
Disclaimer.

HRNZ and NZMTC and Thoroughbred Ratings Pty Ltd accepts no responsibility for the completeness or accuracy of any of the information contained herein, and makes no representations about its suitability for any particular purpose. Users should make their own judgements about those matters and/or seek independent advice. You assume all risks associated with use of the data provided on this page.

Race Results

August 03, 2018, Race 2, HARAS des TROTTEURS TROT, Distance 2600m, Addington - Survey 3200m

Result	TAB no.	Horse (Barrier)	2200m to	2000m to	1800m to	1600m to	1400m to	1200m to	1000m to	800m to	600m to	400m to	200m to	Total or	Margin
2nd	9	Gold Chain (8)	2000m	1800m	1600m	1400m	1200m	1000m	800m	600m	400m	200m	WP	Average	
		Position in running (margin)	2(2.5)	2(3.6)	2(2.8)	3(2.8)	3(2.3)	3(2.9)	3(2.2)	3(2.4)	3(6.0)	2(2.4)	2(1.8)		0.01
		Sectional time (s)	16.64	16.31	15.69	14.73	15.15	15.27	15.47	16.13	14.97	14.65	14.44		
		Cumulative time (s)	169.45	152.81	136.50	120.81	106.08	90.93	75.66	60.19	44.06	29.09	14.44	3:23.36	
		Speed (m/s)	12.02	12.26	12.75	13.58	13.20	13.10	12.93	12.40	13.36	13.65	13.85	12.79	
		Stride length (m)	6.29	6.37	6.47	6.74	6.79	6.66	6.43	6.37	6.37	6.61	6.48	6.43	
		Stride duration (s)	0.523	0.519	0.508	0.497	0.514	0.508	0.497	0.514	0.477	0.484	0.468	0.503	
		Stride efficiency (%)	61.81	63.40	65.42	71.05	72.06	69.22	64.51	63.43	63.40	68.32	65.66	64.64	
		Stride count	31.80	31.40	30.91	29.66	29.45	30.05	31.13	31.39	31.40	30.25	30.86	404.25	



Note: Horizontal distance axis grid lines are 200m furlongs.

Disclaimer.

HRNZ and NZMTC and Thoroughbred Ratings Pty Ltd accepts no responsibility for the completeness or accuracy of any of the information contained herein, and makes no representations about its suitability for any particular purpose. Users should make their own judgements about those matters and/or seek independent advice. You assume all risks associated with use of the data provided on this page.



Race Results



August 03, 2018, Race 2, HARAS des TROTTEURS TROT, Distance 2600m, Addington - Survey 3200m

Result	TAB no.	Horse (Barrier)	2600 to	2400m to
3rd	6	Midnight Memor... (5)	2400m	2200m
		Position in running (margin)	-	6(6.8)
		Sectional time (s)	19.00	16.13
		Cumulative time (s)	206.28	187.28
		Speed (m/s)	10.53	12.40
		Stride length (m)	5.10	5.64
		Stride duration (s)	0.460	0.455
		Stride efficiency (%)	40.67	49.68
		Stride count	39.20	35.47

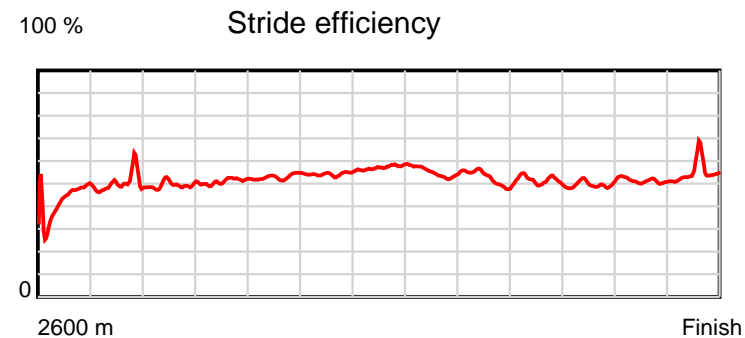
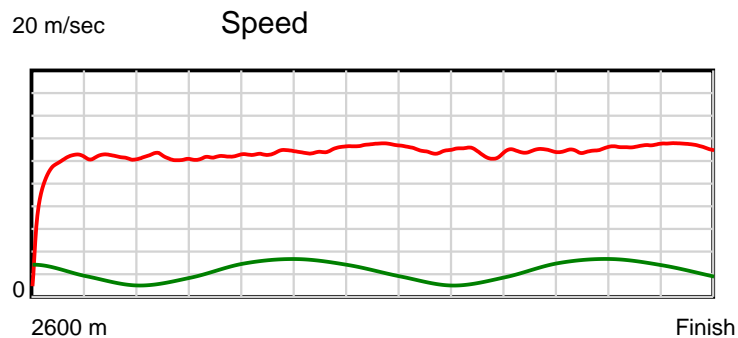
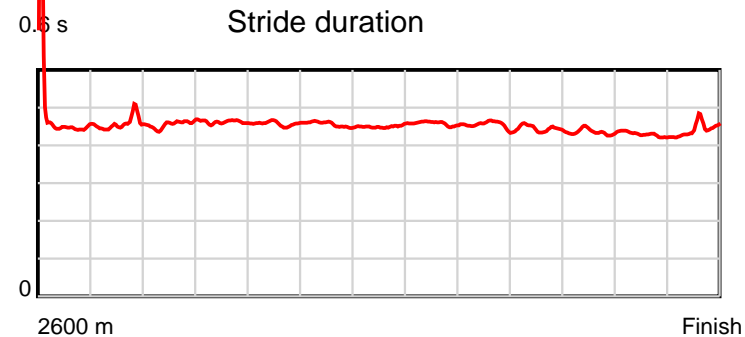
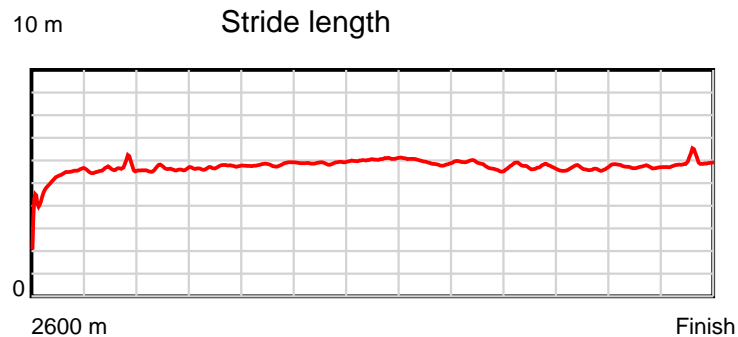
Disclaimer.

HRNZ and NZMTC and Thoroughbred Ratings Pty Ltd accepts no responsibility for the completeness or accuracy of any of the information contained herein, and makes no representations about its suitability for any particular purpose. Users should make their own judgements about those matters and/or seek independent advice. You assume all risks associated with use of the data provided on this page.

Race Results

August 03, 2018, Race 2, HARAS des TROTTEURS TROT, Distance 2600m, Addington - Survey 3200m

Result	TAB no.	Horse (Barrier)	2200m to	2000m to	1800m to	1600m to	1400m to	1200m to	1000m to	800m to	600m to	400m to	200m to	Total or	Margin
3rd	6	Midnight Memor... (5)	2000m	1800m	1600m	1400m	1200m	1000m	800m	600m	400m	200m	WP	Average	
		Position in running (margin)	5(9.9)	5(9.4)	7(7.4)	7(8.2)	6(11.8)	6(10.6)	6(10.6)	7(12.5)	7(12.4)	5(13.9)	3(16.0)		16.30
		Sectional time (s)	16.38	16.11	15.82	15.41	14.85	15.38	15.77	15.49	15.84	15.09	15.01		
		Cumulative time (s)	171.15	154.77	138.66	122.84	107.43	92.58	77.20	61.43	45.94	30.10	15.01	3:26.28	
		Speed (m/s)	12.21	12.41	12.64	12.98	13.47	13.00	12.68	12.91	12.63	13.25	13.32	12.60	
		Stride length (m)	5.57	5.73	5.78	5.91	6.06	5.96	5.76	5.74	5.50	5.67	5.89	5.71	
		Stride duration (s)	0.456	0.461	0.457	0.455	0.450	0.458	0.454	0.444	0.435	0.428	0.443	0.453	
		Stride efficiency (%)	48.56	51.23	52.21	54.58	57.34	55.48	51.76	51.45	47.23	50.31	54.30	50.87	
		Stride count	35.88	34.93	34.60	33.84	33.02	33.57	34.75	34.86	36.38	35.25	33.93	455.68	



Note: Horizontal distance axis grid lines are 200m furlongs.

Disclaimer.

HRNZ and NZMTC and Thoroughbred Ratings Pty Ltd accepts no responsibility for the completeness or accuracy of any of the information contained herein, and makes no representations about its suitability for any particular purpose. Users should make their own judgements about those matters and/or seek independent advice. You assume all risks associated with use of the data provided on this page.



Race Results



August 03, 2018, Race 2, HARAS des TROTTEURS TROT, Distance 2600m, Addington - Survey 3200m

Result	TAB no.	Horse (Barrier)	2600 to	2400m to
4th	8	Thatgirltroubl... (7)	2400m	2200m
		Position in running (margin)	-	5(5.6)
		Sectional time (s)	18.72	16.67
		Cumulative time (s)	207.59	188.87
		Speed (m/s)	10.68	12.00
		Stride length (m)	5.03	5.52
		Stride duration (s)	0.451	0.460
		Stride efficiency (%)	39.60	47.59
		Stride count	39.73	36.24

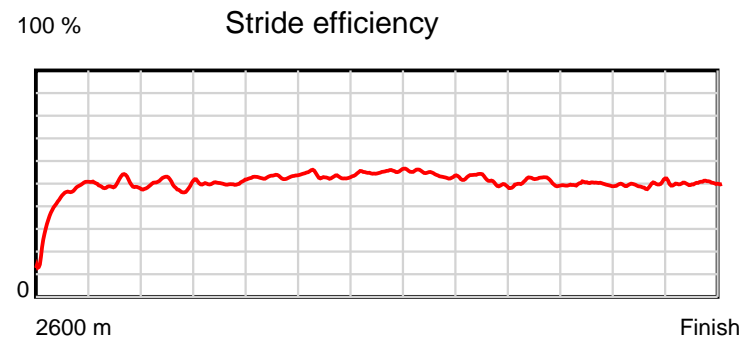
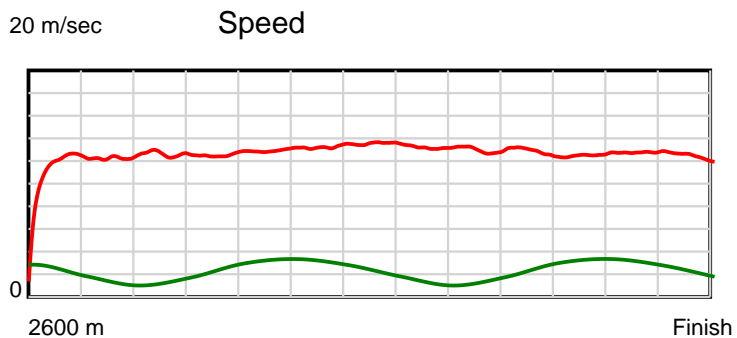
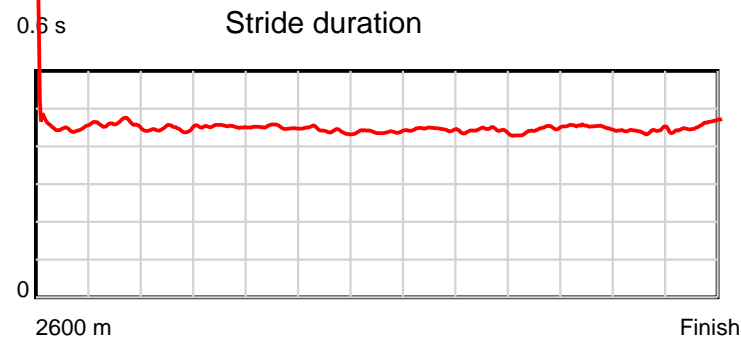
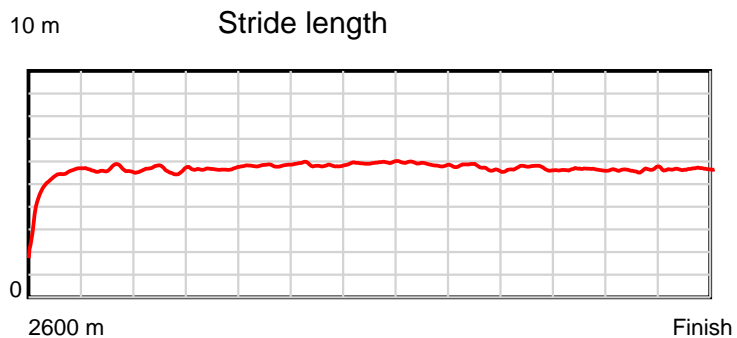
Disclaimer.

HRNZ and NZMTC and Thoroughbred Ratings Pty Ltd accepts no responsibility for the completeness or accuracy of any of the information contained herein, and makes no representations about its suitability for any particular purpose. Users should make their own judgements about those matters and/or seek independent advice. You assume all risks associated with use of the data provided on this page.

Race Results

August 03, 2018, Race 2, HARAS des TROTTEURS TROT, Distance 2600m, Addington - Survey 3200m

Result	TAB no.	Horse (Barrier)	2200m to	2000m to	1800m to	1600m to	1400m to	1200m to	1000m to	800m to	600m to	400m to	200m to	Total or	Margin
4th	8	Thatgirltroubl... (7)	2000m	1800m	1600m	1400m	1200m	1000m	800m	600m	400m	200m	WP	Average	
		Position in running (margin)	6(12.0)	7(9.8)	6(7.0)	6(7.2)	5(10.2)	4(8.5)	5(8.8)	4(9.2)	4(9.6)	4(11.9)	5(17.4)		23.50
		Sectional time (s)	16.10	15.97	15.71	15.31	14.77	15.42	15.52	15.58	15.95	15.67	16.20		
		Cumulative time (s)	172.20	156.10	140.13	124.42	109.11	94.34	78.92	63.40	47.82	31.87	16.20	3:27.59	
		Speed (m/s)	12.42	12.52	12.73	13.06	13.54	12.97	12.89	12.84	12.54	12.76	12.35	12.52	
		Stride length (m)	5.54	5.66	5.74	5.76	5.95	5.77	5.68	5.71	5.65	5.62	5.65	5.63	
		Stride duration (s)	0.446	0.452	0.451	0.441	0.439	0.445	0.441	0.445	0.451	0.440	0.458	0.449	
		Stride efficiency (%)	47.99	50.10	51.46	51.87	55.25	51.99	50.43	50.99	49.92	49.34	49.90	49.53	
		Stride count	36.09	35.32	34.85	34.71	33.63	34.67	35.21	35.01	35.39	35.59	35.39	461.83	



Note: Horizontal distance axis grid lines are 200m furlongs.

Disclaimer.

HRNZ and NZMTC and Thoroughbred Ratings Pty Ltd accepts no responsibility for the completeness or accuracy of any of the information contained herein, and makes no representations about its suitability for any particular purpose. Users should make their own judgements about those matters and/or seek independent advice. You assume all risks associated with use of the data provided on this page.



Race Results



August 03, 2018, Race 2, HARAS des TROTTEURS TROT, Distance 2600m, Addington - Survey 3200m

Result	TAB no.	Horse (Barrier)	2600 to	2400m to
5th	5	The Commando (4)	2400m	2200m
		Position in running (margin)	-	1(0.0)
		Sectional time (s)	17.76	15.61
		Cumulative time (s)	208.17	190.41
		Speed (m/s)	11.26	12.81
		Stride length (m)	5.36	5.97
		Stride duration (s)	0.452	0.466
		Stride efficiency (%)	44.86	55.66
		Stride count	37.33	33.51

Disclaimer.

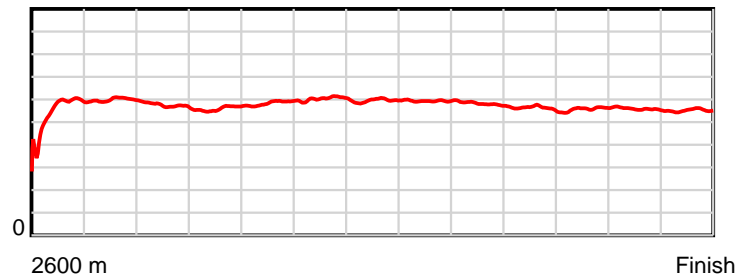
HRNZ and NZMTC and Thoroughbred Ratings Pty Ltd accepts no responsibility for the completeness or accuracy of any of the information contained herein, and makes no representations about its suitability for any particular purpose. Users should make their own judgements about those matters and/or seek independent advice. You assume all risks associated with use of the data provided on this page.

Race Results

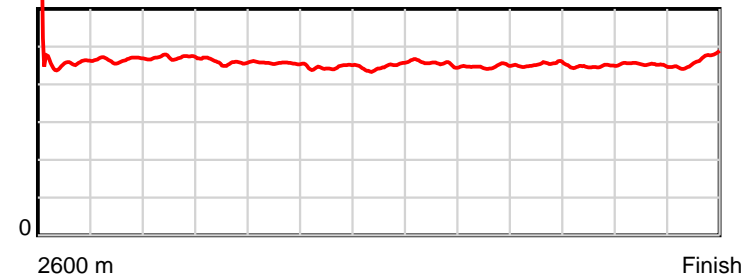
August 03, 2018, Race 2, HARAS des TROTTEURS TROT, Distance 2600m, Addington - Survey 3200m

Result	TAB no.	Horse (Barrier)	2200m to	2000m to	1800m to	1600m to	1400m to	1200m to	1000m to	800m to	600m to	400m to	200m to	Total or	Margin
5th	5	The Commando (4)	2000m	1800m	1600m	1400m	1200m	1000m	800m	600m	400m	200m	WP	Average	
		Position in running (margin)	1(0.0)	1(0.0)	1(0.0)	1(0.0)	1(0.0)	1(0.0)	1(0.0)	2(0.1)	2(4.2)	3(7.4)	4(16.1)		26.70
		Sectional time (s)	16.46	16.44	15.69	14.81	15.05	15.38	15.46	16.20	16.10	16.20	17.01		
		Cumulative time (s)	174.80	158.34	141.90	126.21	111.40	96.35	80.97	65.51	49.31	33.21	17.01	3:28.17	
		Speed (m/s)	12.15	12.17	12.75	13.50	13.29	13.00	12.94	12.35	12.42	12.35	11.76	12.49	
		Stride length (m)	5.73	5.59	5.82	6.01	5.94	5.93	5.79	5.60	5.56	5.59	5.46	5.71	
		Stride duration (s)	0.472	0.459	0.457	0.445	0.447	0.456	0.448	0.453	0.448	0.453	0.465	0.457	
		Stride efficiency (%)	51.30	48.83	52.93	56.47	55.14	54.92	52.36	48.92	48.29	48.81	46.63	50.97	
		Stride count	34.91	35.78	34.36	33.27	33.67	33.74	34.55	35.75	35.98	35.78	36.61	455.24	

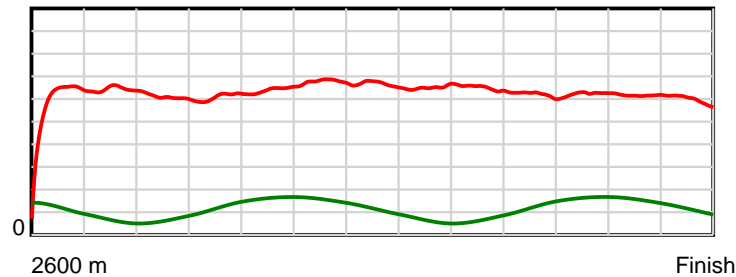
10 m Stride length



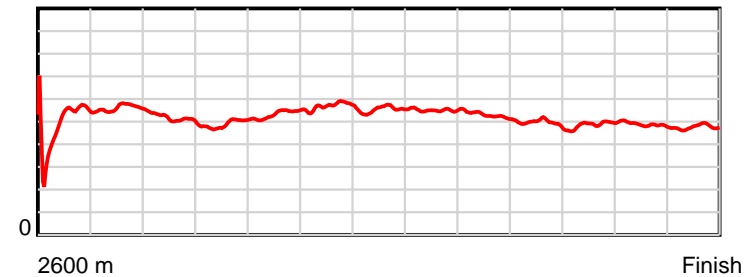
0.6 s Stride duration



20 m/sec Speed



100 % Stride efficiency



Note: Horizontal distance axis grid lines are 200m furlongs.

Disclaimer.

HRNZ and NZMTC and Thoroughbred Ratings Pty Ltd accepts no responsibility for the completeness or accuracy of any of the information contained herein, and makes no representations about its suitability for any particular purpose. Users should make their own judgements about those matters and/or seek independent advice. You assume all risks associated with use of the data provided on this page.



Race Results



August 03, 2018, Race 2, HARAS des TROTTEURS TROT, Distance 2600m, Addington - Survey 3200m

Result	TAB no.	Horse (Barrier)	2600 to	2400m to
6th	4	Sunrise Spur (3)	2400m	2200m
		Position in running (margin)	-	4(3.5)
		Sectional time (s)	18.32	16.30
		Cumulative time (s)	208.92	190.60
		Speed (m/s)	10.92	12.27
		Stride length (m)	5.31	5.76
		Stride duration (s)	0.483	0.469
		Stride efficiency (%)	44.10	51.80
		Stride count	37.65	34.74

Disclaimer.

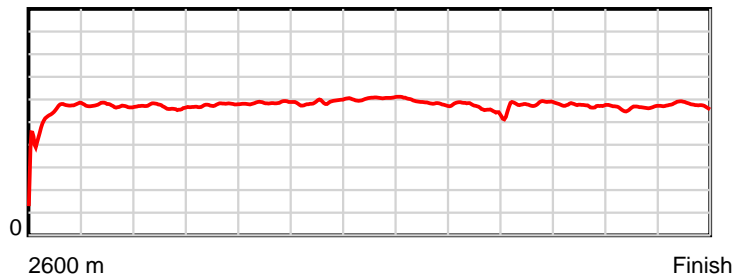
HRNZ and NZMTC and Thoroughbred Ratings Pty Ltd accepts no responsibility for the completeness or accuracy of any of the information contained herein, and makes no representations about its suitability for any particular purpose. Users should make their own judgements about those matters and/or seek independent advice. You assume all risks associated with use of the data provided on this page.

Race Results

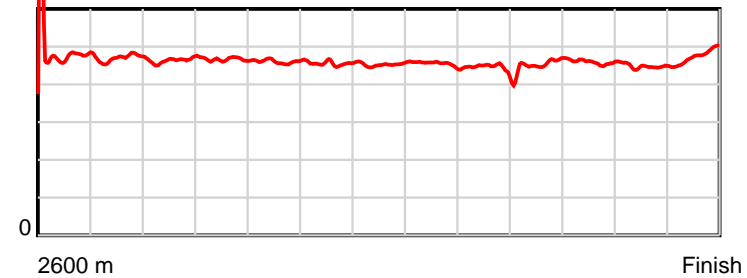
August 03, 2018, Race 2, HARAS des TROTTEURS TROT, Distance 2600m, Addington - Survey 3200m

Result	TAB no.	Horse (Barrier)	2200m to	2000m to	1800m to	1600m to	1400m to	1200m to	1000m to	800m to	600m to	400m to	200m to	Total or	Margin
6th	4	Sunrise Spur (3)	2000m	1800m	1600m	1400m	1200m	1000m	800m	600m	400m	200m	WP	Average	
		Position in running (margin)	3(7.7)	3(7.2)	5(5.3)	5(6.0)	4(9.5)	5(8.8)	4(8.7)	5(10.3)	6(11.9)	7(15.1)	6(21.7)		30.90
		Sectional time (s)	16.38	16.12	15.81	15.41	14.93	15.36	15.70	15.78	16.11	15.85	16.85		
		Cumulative time (s)	174.30	157.92	141.80	125.99	110.58	95.65	80.29	64.59	48.81	32.70	16.85	3:28.92	
		Speed (m/s)	12.21	12.41	12.65	12.98	13.40	13.02	12.74	12.67	12.41	12.62	11.87	12.44	
		Stride length (m)	5.66	5.78	5.83	5.91	6.07	5.91	5.60	5.78	5.70	5.65	5.67	5.74	
		Stride duration (s)	0.464	0.466	0.461	0.455	0.453	0.454	0.440	0.456	0.459	0.448	0.478	0.461	
		Stride efficiency (%)	50.08	52.26	53.12	54.64	57.49	54.67	49.06	52.15	50.69	49.86	50.22	51.40	
		Stride count	35.33	34.58	34.30	33.82	32.97	33.81	35.70	34.62	35.12	35.41	35.28	453.33	

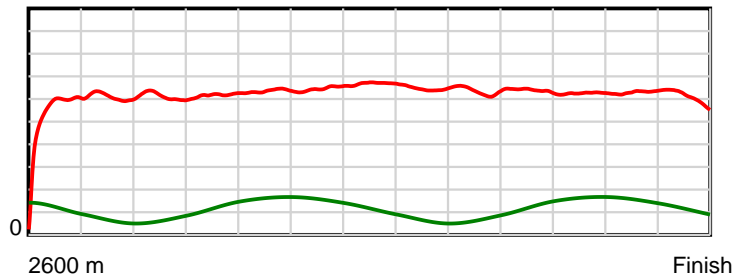
10 m Stride length



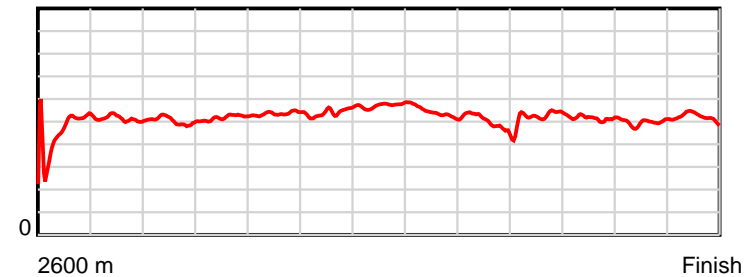
0.5 s Stride duration



20 m/sec Speed



100 % Stride efficiency



Note: Horizontal distance axis grid lines are 200m furlongs.

Disclaimer.

HRNZ and NZMTC and Thoroughbred Ratings Pty Ltd accepts no responsibility for the completeness or accuracy of any of the information contained herein, and makes no representations about its suitability for any particular purpose. Users should make their own judgements about those matters and/or seek independent advice. You assume all risks associated with use of the data provided on this page.



Race Results



August 03, 2018, Race 2, HARAS des TROTTEURS TROT, Distance 2600m, Addington - Survey 3200m

Result	TAB no.	Horse (Barrier)	2600 to	2400m to
7th	13	Raining In My ... (0)	2400m	2200m
		Position in running (margin)	-	8(13.4)
		Sectional time (s)	20.06	16.20
		Cumulative time (s)	209.96	189.90
		Speed (m/s)	9.97	12.35
		Stride length (m)	6.05	5.92
		Stride duration (s)	0.546	0.479
		Stride efficiency (%)	57.25	54.71
		Stride count	33.04	33.80

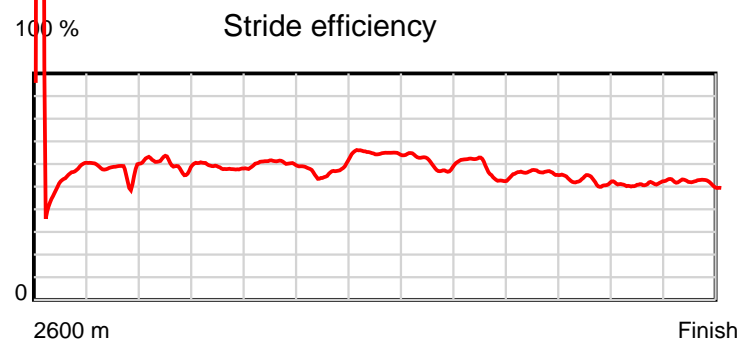
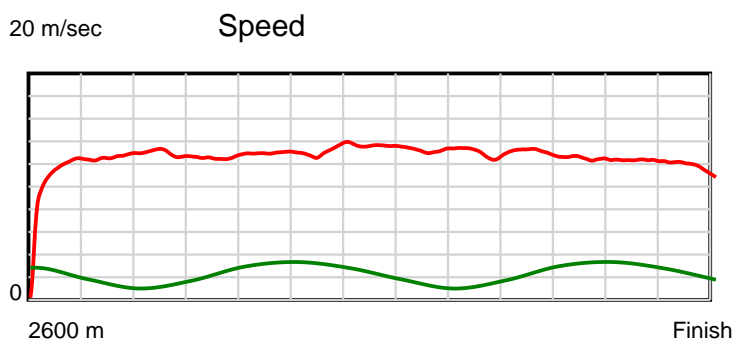
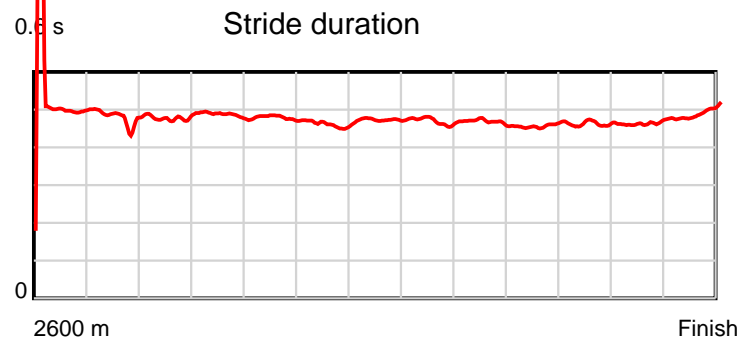
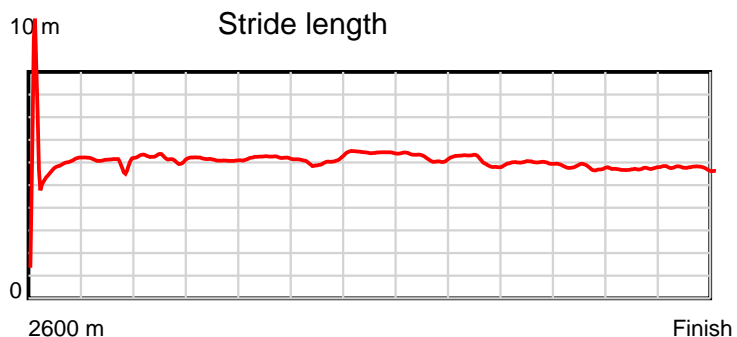
Disclaimer.

HRNZ and NZMTC and Thoroughbred Ratings Pty Ltd accepts no responsibility for the completeness or accuracy of any of the information contained herein, and makes no representations about its suitability for any particular purpose. Users should make their own judgements about those matters and/or seek independent advice. You assume all risks associated with use of the data provided on this page.

Race Results

August 03, 2018, Race 2, HARAS des TROTTEURS TROT, Distance 2600m, Addington - Survey 3200m

Result	TAB no.	Horse (Barrier)	2200m to	2000m to	1800m to	1600m to	1400m to	1200m to	1000m to	800m to	600m to	400m to	200m to	Total or	Margin
7th	13	Raining In My ... (0)	2000m	1800m	1600m	1400m	1200m	1000m	800m	600m	400m	200m	WP	Average	
		Position in running (margin)	8(16.9)	8(12.0)	8(9.2)	8(9.2)	7(12.8)	7(10.9)	7(10.6)	6(11.5)	5(10.4)	6(14.6)	7(25.0)		36.70
		Sectional time (s)	15.64	15.97	15.69	15.42	14.73	15.34	15.59	15.34	16.27	16.48	17.23		
		Cumulative time (s)	173.70	158.06	142.09	126.40	110.98	96.25	80.91	65.32	49.98	33.71	17.23	3:29.96	
		Speed (m/s)	12.79	12.52	12.75	12.97	13.58	13.04	12.83	13.04	12.29	12.14	11.61	12.38	
		Stride length (m)	6.11	6.09	6.10	5.98	6.43	6.12	5.99	5.97	5.68	5.64	5.72	5.98	
		Stride duration (s)	0.478	0.487	0.479	0.461	0.473	0.470	0.467	0.458	0.462	0.465	0.492	0.483	
		Stride efficiency (%)	58.42	57.98	58.20	55.91	64.52	58.60	56.15	55.72	50.36	49.67	51.04	55.84	
		Stride count	32.71	32.83	32.77	33.44	31.13	32.66	33.37	33.49	35.23	35.47	34.99	434.93	



Note: Horizontal distance axis grid lines are 200m furlongs.

Disclaimer.

HRNZ and NZMTC and Thoroughbred Ratings Pty Ltd accepts no responsibility for the completeness or accuracy of any of the information contained herein, and makes no representations about its suitability for any particular purpose. Users should make their own judgements about those matters and/or seek independent advice. You assume all risks associated with use of the data provided on this page.



Race Results



August 03, 2018, Race 2, HARAS des TROTTEURS TROT, Distance 2600m, Addington - Survey 3200m

Result	TAB no.	Horse (Barrier)	2600 to	2400m to
8th	7	Pastrana (6)	2400m	2200m
		Position in running (margin)	-	9(30.3)
		Sectional time (s)	22.96	15.44
		Cumulative time (s)	211.19	188.23
		Speed (m/s)	8.71	12.95
		Stride length (m)	4.64	5.95
		Stride duration (s)	0.478	0.459
		Stride efficiency (%)	33.63	55.29
		Stride count	43.11	33.62

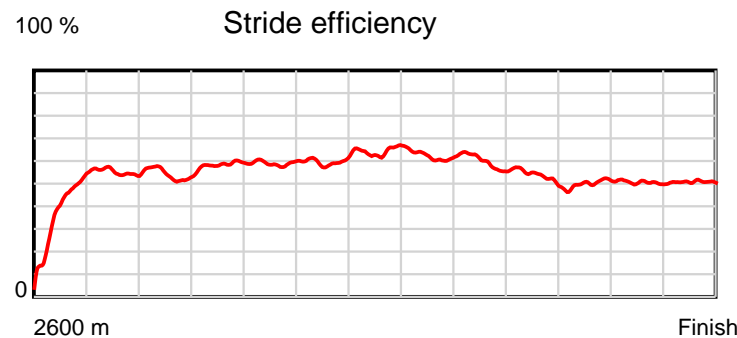
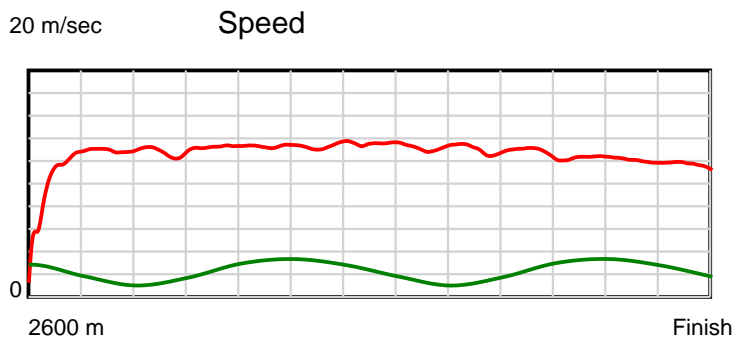
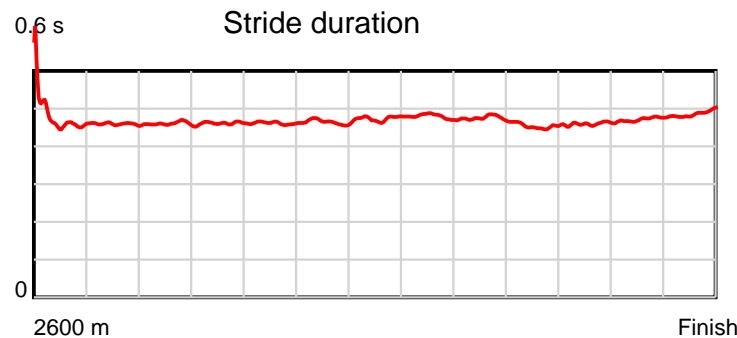
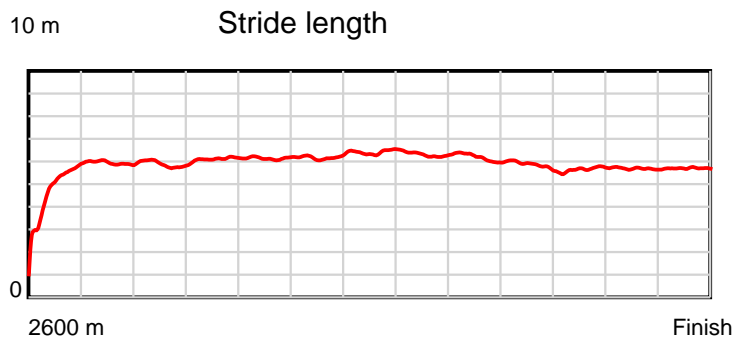
Disclaimer.

HRNZ and NZMTC and Thoroughbred Ratings Pty Ltd accepts no responsibility for the completeness or accuracy of any of the information contained herein, and makes no representations about its suitability for any particular purpose. Users should make their own judgements about those matters and/or seek independent advice. You assume all risks associated with use of the data provided on this page.

Race Results

August 03, 2018, Race 2, HARAS des TROTTEURS TROT, Distance 2600m, Addington - Survey 3200m

Result	TAB no.	Horse (Barrier)	2200m to	2000m to	1800m to	1600m to	1400m to	1200m to	1000m to	800m to	600m to	400m to	200m to	Total or	Margin
8th	7	Pastrana (6)	2000m	1800m	1600m	1400m	1200m	1000m	800m	600m	400m	200m	WP	Average	
		Position in running (margin)	9(29.3)	9(24.3)	9(16.4)	9(12.9)	8(14.3)	8(12.4)	8(12.4)	8(13.9)	8(14.2)	8(20.4)	8(32.7)		43.50
		Sectional time (s)	15.63	15.12	15.10	15.05	14.74	15.37	15.70	15.56	16.61	16.78	17.13		
		Cumulative time (s)	172.79	157.16	142.04	126.94	111.89	97.15	81.78	66.08	50.52	33.91	17.13	3:31.19	
		Speed (m/s)	12.80	13.23	13.25	13.29	13.57	13.01	12.74	12.85	12.04	11.92	11.68	12.31	
		Stride length (m)	5.89	6.10	6.11	6.17	6.43	6.23	6.05	5.83	5.53	5.63	5.70	5.83	
		Stride duration (s)	0.461	0.461	0.462	0.464	0.474	0.479	0.475	0.454	0.460	0.472	0.488	0.474	
		Stride efficiency (%)	54.27	58.19	58.41	59.47	64.62	60.70	57.19	53.20	47.82	49.54	50.80	53.14	
		Stride count	33.94	32.77	32.71	32.42	31.10	32.09	33.06	34.28	36.16	35.52	35.08	445.86	



Note: Horizontal distance axis grid lines are 200m furlongs.

Disclaimer.

HRNZ and NZMTC and Thoroughbred Ratings Pty Ltd accepts no responsibility for the completeness or accuracy of any of the information contained herein, and makes no representations about its suitability for any particular purpose. Users should make their own judgements about those matters and/or seek independent advice. You assume all risks associated with use of the data provided on this page.



Race Results



August 03, 2018, Race 2, HARAS des TROTTEURS TROT, Distance 2600m, Addington - Survey 3200m

Result	TAB no.	Horse (Barrier)	2600 to	2400m to
9th	12	Topnotch Titan (1)	2400m	2200m
		Position in running (margin)	-	10(33.5)
		Sectional time (s)	23.37	15.26
		Cumulative time (s)	214.01	190.64
		Speed (m/s)	8.56	13.11
		Stride length (m)	4.12	5.89
		Stride duration (s)	0.453	0.449
		Stride efficiency (%)	26.48	54.19
		Stride count	48.59	33.96

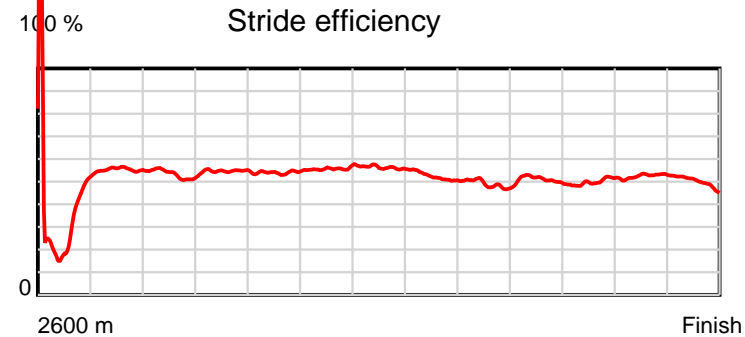
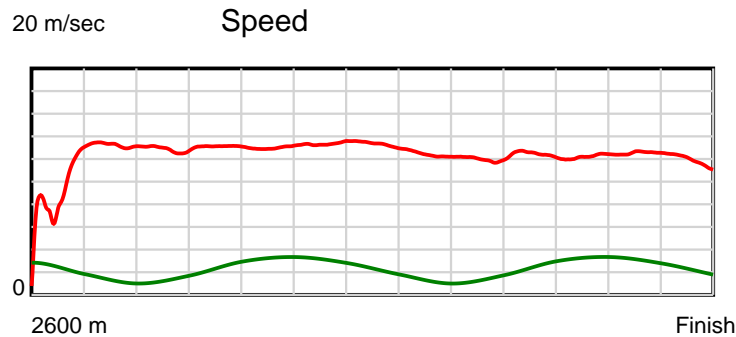
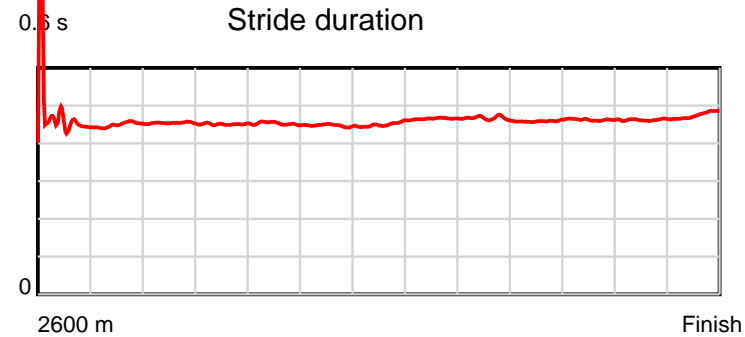
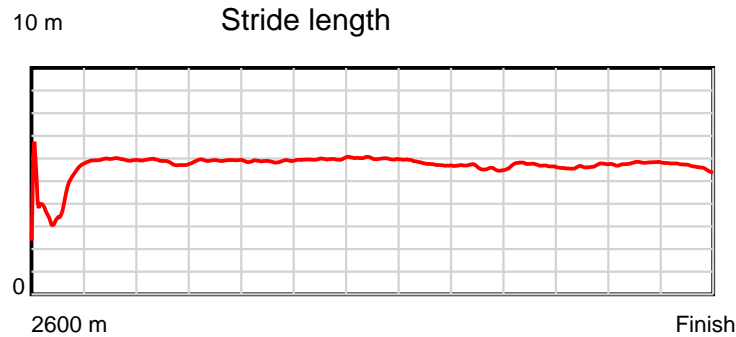
Disclaimer.

HRNZ and NZMTC and Thoroughbred Ratings Pty Ltd accepts no responsibility for the completeness or accuracy of any of the information contained herein, and makes no representations about its suitability for any particular purpose. Users should make their own judgements about those matters and/or seek independent advice. You assume all risks associated with use of the data provided on this page.

Race Results

August 03, 2018, Race 2, HARAS des TROTTEURS TROT, Distance 2600m, Addington - Survey 3200m

Result	TAB no.	Horse (Barrier)	2200m to	2000m to	1800m to	1600m to	1400m to	1200m to	1000m to	800m to	600m to	400m to	200m to	Total or	Margin
9th	12	Topnotch Titan (1)	2000m	1800m	1600m	1400m	1200m	1000m	800m	600m	400m	200m	WP	Average	
		Position in running (margin)	10(31.4)	10(26.8)	10(20.1)	10(18.9)	10(20.2)	9(20.9)	9(25.7)	9(34.4)	9(38.1)	9(43.5)	9(50.5)		59.20
		Sectional time (s)	15.69	15.31	15.50	15.03	15.16	16.19	16.90	16.12	16.48	15.91	17.09		
		Cumulative time (s)	175.38	159.69	144.38	128.88	113.85	98.69	82.50	65.60	49.48	33.00	17.09	3:34.01	
		Speed (m/s)	12.75	13.06	12.90	13.31	13.19	12.35	11.83	12.41	12.14	12.57	11.70	12.15	
		Stride length (m)	5.79	5.89	5.84	5.95	5.94	5.75	5.53	5.69	5.62	5.81	5.57	5.60	
		Stride duration (s)	0.454	0.451	0.453	0.447	0.450	0.465	0.467	0.459	0.463	0.462	0.476	0.461	
		Stride efficiency (%)	52.35	54.20	53.32	55.37	55.22	51.63	47.71	50.64	49.29	52.70	48.54	48.94	
		Stride count	34.56	33.96	34.24	33.60	33.65	34.79	36.20	35.13	35.61	34.44	35.88	464.61	



Note: Horizontal distance axis grid lines are 200m furlongs.

Disclaimer.

HRNZ and NZMTC and Thoroughbred Ratings Pty Ltd accepts no responsibility for the completeness or accuracy of any of the information contained herein, and makes no representations about its suitability for any particular purpose. Users should make their own judgements about those matters and/or seek independent advice. You assume all risks associated with use of the data provided on this page.



Race Results



August 03, 2018, Race 2, HARAS des TROTTEURS TROT, Distance 2600m, Addington - Survey 3200m

Result	TAB no.	Horse (Barrier)	2600 to	2400m to
10th	10	Desert Prince (9)	2400m	2200m
		Position in running (margin)	-	2(0.8)
		Sectional time (s)	18.02	16.87
		Cumulative time (s)	214.34	196.32
		Speed (m/s)	11.10	11.86
		Stride length (m)	5.45	5.71
		Stride duration (s)	0.491	0.481
		Stride efficiency (%)	46.38	50.87
		Stride count	36.71	35.05

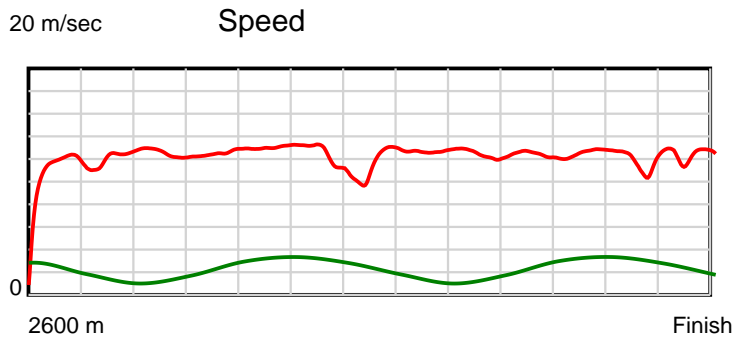
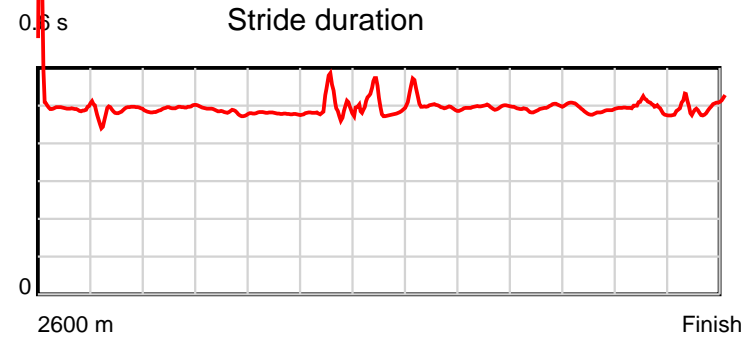
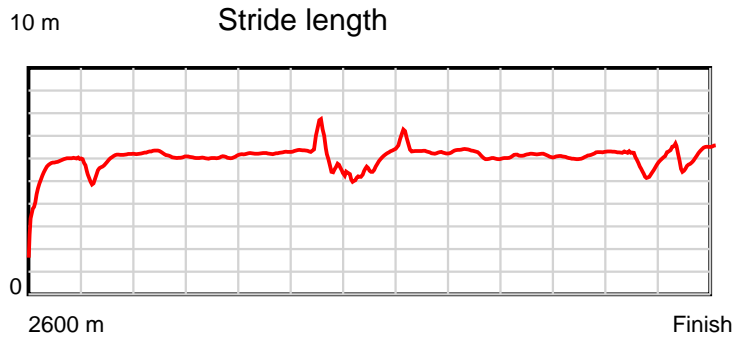
Disclaimer.

HRNZ and NZMTC and Thoroughbred Ratings Pty Ltd accepts no responsibility for the completeness or accuracy of any of the information contained herein, and makes no representations about its suitability for any particular purpose. Users should make their own judgements about those matters and/or seek independent advice. You assume all risks associated with use of the data provided on this page.

Race Results

August 03, 2018, Race 2, HARAS des TROTTEURS TROT, Distance 2600m, Addington - Survey 3200m

Result	TAB no.	Horse (Barrier)	2200m to	2000m to	1800m to	1600m to	1400m to	1200m to	1000m to	800m to	600m to	400m to	200m to	Total or	Margin
10th	10	Desert Prince (9)	2000m	1800m	1600m	1400m	1200m	1000m	800m	600m	400m	200m	WP	Average	
		Position in running (margin)	4(8.4)	4(7.6)	4(5.1)	4(5.0)	9(15.6)	10(29.3)	10(31.8)	10(36.8)	10(40.3)	10(43.7)	10(57.5)		61.00
		Sectional time (s)	16.32	16.03	15.67	16.58	17.33	15.81	16.27	16.09	16.15	17.04	16.16		
		Cumulative time (s)	179.45	163.13	147.10	131.43	114.85	97.52	81.71	65.44	49.35	33.20	16.16	3:34.34	
		Speed (m/s)	12.25	12.48	12.76	12.06	11.54	12.65	12.29	12.43	12.38	11.74	12.38	12.13	
		Stride length (m)	6.05	6.04	6.12	5.65	5.78	6.29	6.10	6.15	6.05	5.69	6.09	5.93	
		Stride duration (s)	0.493	0.484	0.479	0.468	0.501	0.497	0.497	0.495	0.489	0.485	0.492	0.488	
		Stride efficiency (%)	57.11	56.96	58.51	49.87	52.17	61.88	58.22	59.09	57.24	50.59	57.89	54.86	
		Stride count	33.08	33.13	32.69	35.40	34.62	31.78	32.77	32.52	33.04	35.15	32.86	438.80	



Note: Horizontal distance axis grid lines are 200m furlongs.

Disclaimer.

HRNZ and NZMTC and Thoroughbred Ratings Pty Ltd accepts no responsibility for the completeness or accuracy of any of the information contained herein, and makes no representations about its suitability for any particular purpose. Users should make their own judgements about those matters and/or seek independent advice. You assume all risks associated with use of the data provided on this page.



Race Results



August 03, 2018, Race 2, HARAS des TROTTEURS TROT, Distance 2600m, Addington - Survey 3200m

Result	TAB no.	Horse (Barrier)	2600 to	2400m to
11th	3	He Was Romeo (2)	2400m	2200m
		Position in running (margin)	-	11(137.7)
		Sectional time (s)	40.88	17.25
		Cumulative time (s)	247.35	206.47
		Speed (m/s)	4.89	11.59
		Stride length (m)	4.80	5.58
		Stride duration (s)	0.497	0.481
		Stride efficiency (%)	35.95	48.67
		Stride count	41.70	35.84

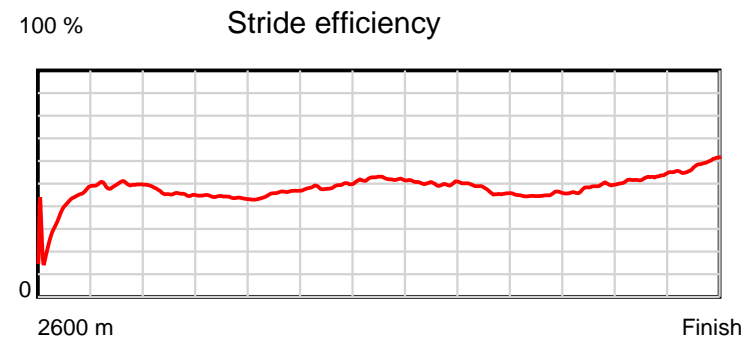
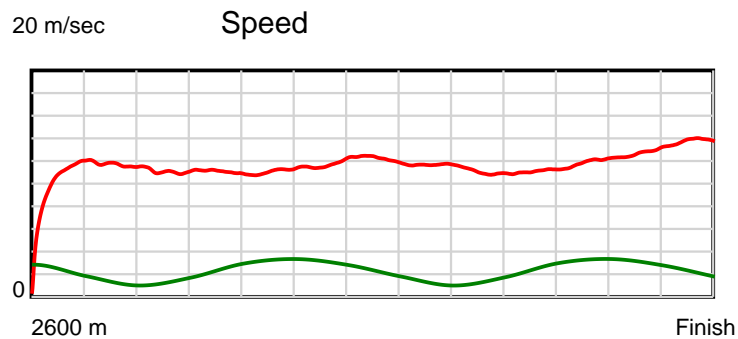
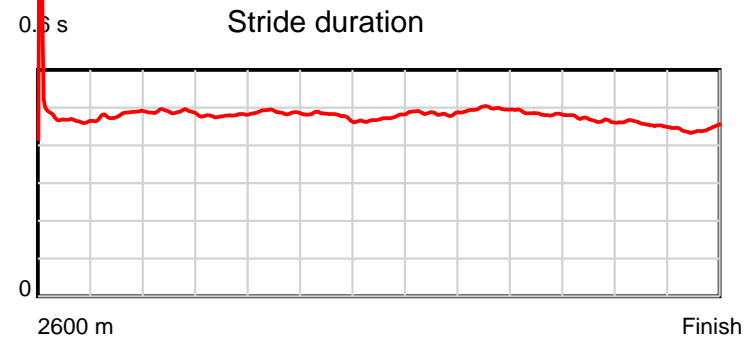
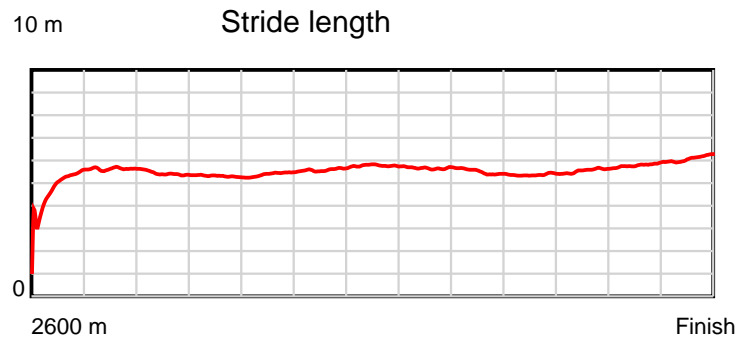
Disclaimer.

HRNZ and NZMTC and Thoroughbred Ratings Pty Ltd accepts no responsibility for the completeness or accuracy of any of the information contained herein, and makes no representations about its suitability for any particular purpose. Users should make their own judgements about those matters and/or seek independent advice. You assume all risks associated with use of the data provided on this page.

Race Results

August 03, 2018, Race 2, HARAS des TROTTEURS TROT, Distance 2600m, Addington - Survey 3200m

Result	TAB no.	Horse (Barrier)	2200m to	2000m to	1800m to	1600m to	1400m to	1200m to	1000m to	800m to	600m to	400m to	200m to	Total or	Margin
11th	3	He Was Romeo (2)	2000m	1800m	1600m	1400m	1200m	1000m	800m	600m	400m	200m	WP	Average	
		Position in running (margin)	11(147.5)	11(157.9)	11(167.7)	11(182.9)	11(197.3)	11(205.7)	11(217.2)	11(234.7)	11(250.4)	11(259.0)	11(265.1)		244.40
		Sectional time (s)	18.20	18.07	18.22	17.21	16.45	17.30	18.38	18.13	17.01	15.75	14.50		
		Cumulative time (s)	189.22	171.02	152.95	134.73	117.52	101.07	83.77	65.39	47.26	30.25	14.50	4:07.35	
		Speed (m/s)	10.99	11.07	10.98	11.62	12.16	11.56	10.88	11.03	11.76	12.70	13.79	10.51	
		Stride length (m)	5.37	5.30	5.36	5.56	5.75	5.61	5.41	5.34	5.50	5.79	6.12	5.48	
		Stride duration (s)	0.489	0.479	0.488	0.479	0.473	0.485	0.497	0.484	0.468	0.456	0.444	0.522	
		Stride efficiency (%)	45.14	43.96	44.84	48.34	51.60	49.16	45.67	44.55	47.28	52.31	58.62	46.97	
		Stride count	37.21	37.71	37.34	35.96	34.80	35.66	36.99	37.46	36.36	34.57	32.65	474.25	



Note: Horizontal distance axis grid lines are 200m furlongs.

Disclaimer.

HRNZ and NZMTC and Thoroughbred Ratings Pty Ltd accepts no responsibility for the completeness or accuracy of any of the information contained herein, and makes no representations about its suitability for any particular purpose. Users should make their own judgements about those matters and/or seek independent advice. You assume all risks associated with use of the data provided on this page.