



Race Results

NZ Metropolitan Trotting Club Inc, HRNZ, August 03, 2018

Compilation date: August 3, 2018, 6:49:10 PM (NZST)

Copyright © 2018 HRNZ and NZMTC. All rights reserved.

Trademarks.

StrideMASTER is a registered trademark of Thoroughbred Ratings Pty Ltd.

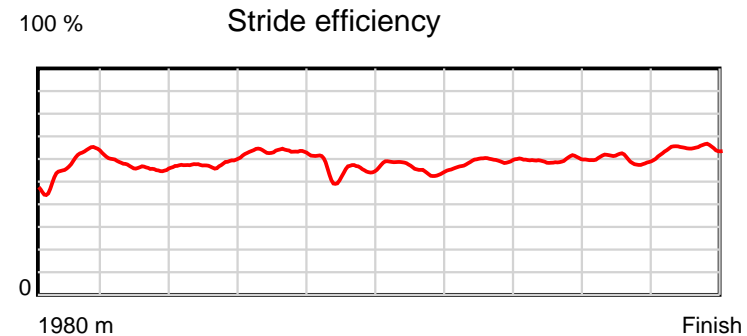
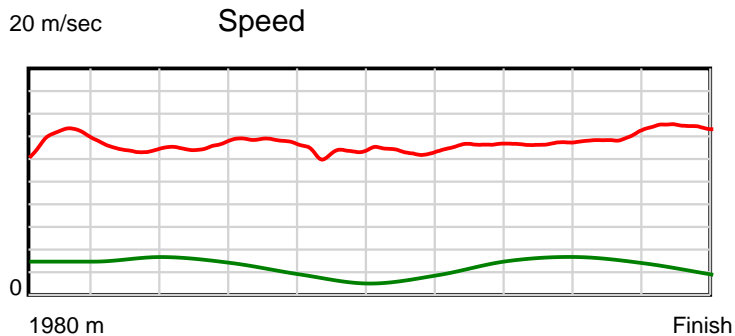
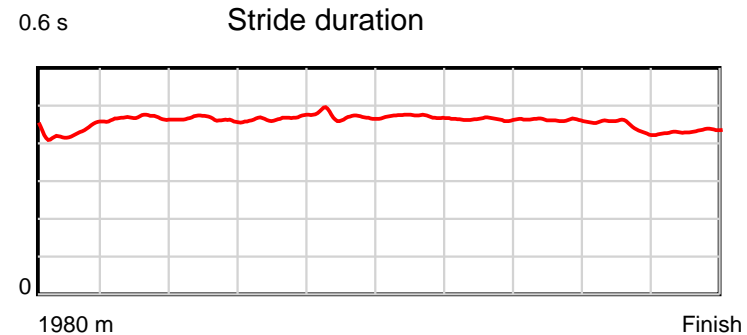
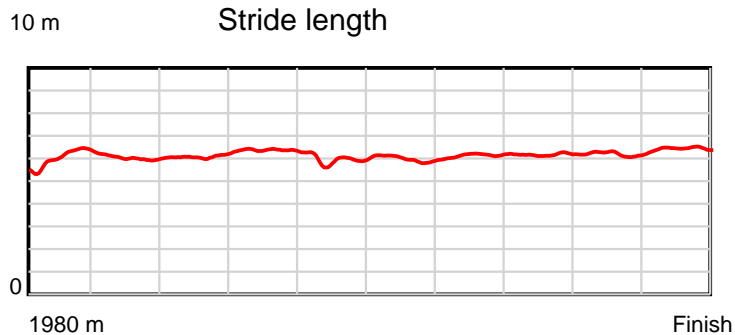
Disclaimer.

HRNZ and NZMTC and Thoroughbred Ratings Pty Ltd accepts no responsibility for the completeness or accuracy of any of the information contained herein, and makes no representations about its suitability for any particular purpose. Users should make their own judgements about those matters and/or seek independent advice. You assume all risks associated with use of the data provided on this page.

Race Results

August 03, 2018, Race 4, BREEDERS THANK THE MET FOR SUPPORTING THEIR MEMBERS MOB PACE, Distance 1980m, Addington - Survey 1980m

Result	TAB no.	Horse (Barrier)	1980 to	1800m to	1600m to	1400m to	1200m to	1000m to	800m to	600m to	400m to	200m to	Total or	Margin
1st	2	First Class La... (2)	1800m	1600m	1400m	1200m	1000m	800m	600m	400m	200m	WP	Average	
		Position in running (margin)	-	1(0.0)	2(1.6)	3(1.8)	3(1.7)	3(2.1)	3(1.8)	3(2.3)	3(2.1)	2(1.1)		0.00
		Sectional time (s)	12.75	15.71	15.18	14.65	15.80	15.80	15.10	15.05	14.34	13.51		
		Cumulative time (s)	147.89	135.14	119.43	104.25	89.60	73.80	58.00	42.90	27.85	13.51	2:27.89	
		Speed (m/s)	14.12	12.73	13.18	13.65	12.66	12.66	13.25	13.29	13.95	14.80	13.39	
		Stride length (m)	6.03	5.95	6.11	6.38	5.97	5.97	6.14	6.14	6.22	6.40	6.13	
		Stride duration (s)	0.430	0.468	0.464	0.467	0.472	0.472	0.464	0.462	0.446	0.433	0.458	
		Stride efficiency (%)	56.77	55.40	58.41	63.54	55.74	55.78	58.97	58.83	60.37	64.05	58.69	
		Stride count	29.86	33.59	32.71	31.37	33.49	33.47	32.56	32.60	32.18	31.24	323.07	



Note: Horizontal distance axis grid lines are 200m furlongs.

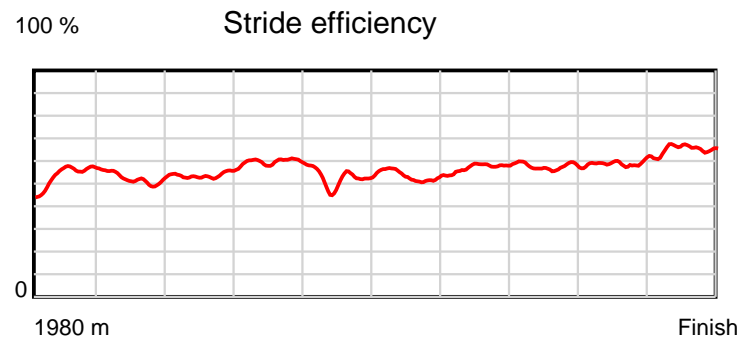
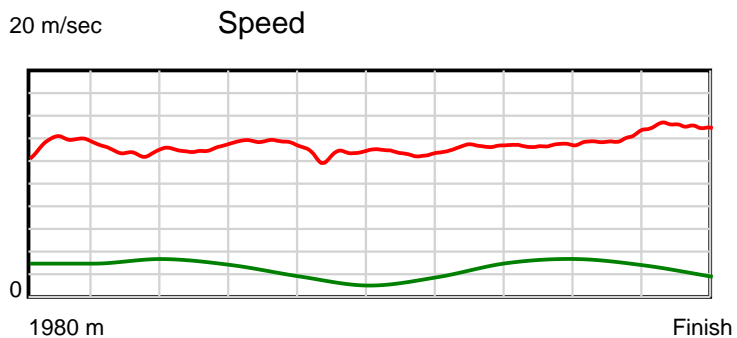
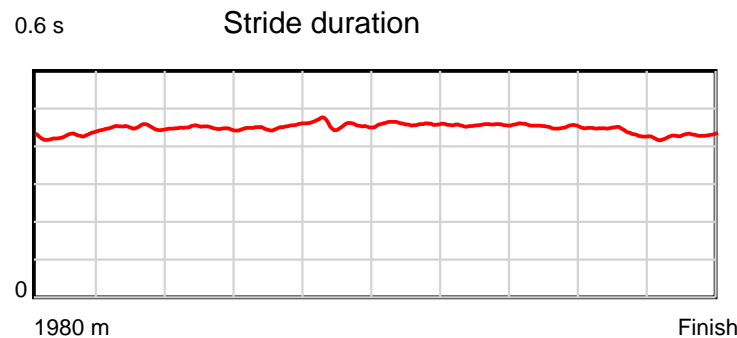
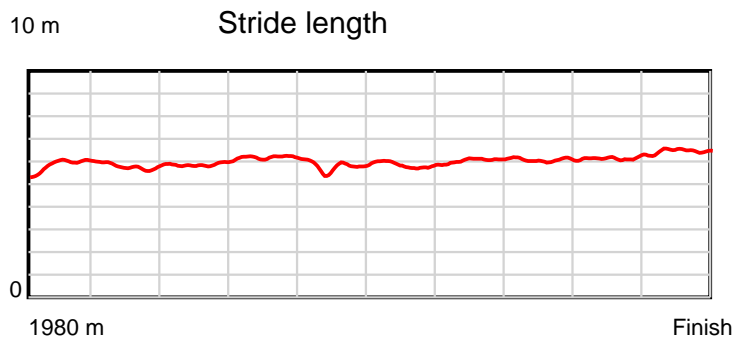
Disclaimer.

HRNZ and NZMTC and Thoroughbred Ratings Pty Ltd accepts no responsibility for the completeness or accuracy of any of the information contained herein, and makes no representations about its suitability for any particular purpose. Users should make their own judgements about those matters and/or seek independent advice. You assume all risks associated with use of the data provided on this page.

Race Results

August 03, 2018, Race 4, BREEDERS THANK THE MET FOR SUPPORTING THEIR MEMBERS MOB PACE, Distance 1980m, Addington - Survey 1980m

Result	TAB no.	Horse (Barrier)	1980 to	1800m to	1600m to	1400m to	1200m to	1000m to	800m to	600m to	400m to	200m to	Total or	Margin
2nd	1	Divinia Bellez... (1)	1800m	1600m	1400m	1200m	1000m	800m	600m	400m	200m	WP	Average	
		Position in running (margin)	-	3(2.2)	4(3.5)	5(4.2)	5(3.7)	5(4.6)	5(4.1)	5(4.1)	5(3.7)	3(2.5)		0.60
		Sectional time (s)	13.30	15.67	15.26	14.60	15.87	15.77	15.02	15.02	14.31	13.17		
		Cumulative time (s)	147.99	134.69	119.02	103.76	89.16	73.29	57.52	42.50	27.48	13.17	2:27.99	
		Speed (m/s)	13.54	12.76	13.11	13.70	12.60	12.68	13.32	13.32	13.98	15.19	13.38	
		Stride length (m)	5.84	5.75	5.88	6.19	5.77	5.83	6.07	6.03	6.14	6.51	6.00	
		Stride duration (s)	0.427	0.450	0.449	0.452	0.458	0.460	0.456	0.453	0.439	0.429	0.448	
		Stride efficiency (%)	53.34	51.62	54.06	59.83	52.07	53.10	57.63	56.91	58.93	66.23	56.17	
		Stride count	30.81	34.80	34.00	32.32	34.65	34.31	32.93	33.14	32.57	30.72	330.25	



Note: Horizontal distance axis grid lines are 200m furlongs.

Disclaimer.

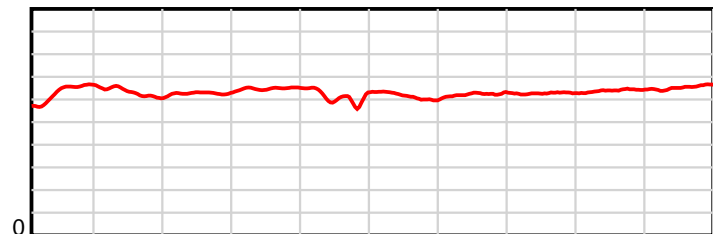
HRNZ and NZMTC and Thoroughbred Ratings Pty Ltd accepts no responsibility for the completeness or accuracy of any of the information contained herein, and makes no representations about its suitability for any particular purpose. Users should make their own judgements about those matters and/or seek independent advice. You assume all risks associated with use of the data provided on this page.

Race Results

August 03, 2018, Race 4, BREEDERS THANK THE MET FOR SUPPORTING THEIR MEMBERS MOB PACE, Distance 1980m, Addington - Survey 1980m

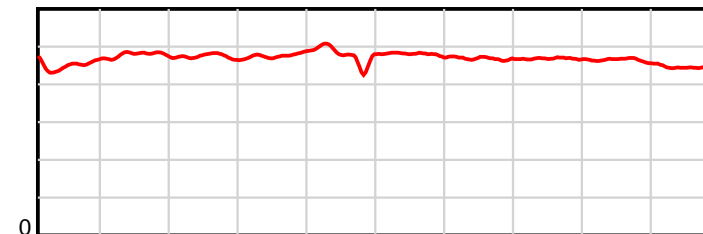
Result	TAB no.	Horse (Barrier)	1980 to	1800m to	1600m to	1400m to	1200m to	1000m to	800m to	600m to	400m to	200m to	Total or	Margin
3rd	4	Stately (4)	1800m	1600m	1400m	1200m	1000m	800m	600m	400m	200m	WP	Average	
		Position in running (margin)	-	2(0.0)	1(0.0)	1(0.0)	1(0.0)	1(0.0)	1(0.0)	1(0.0)	1(0.0)	1(0.0)		0.70
		Sectional time (s)	12.97	15.44	15.15	14.67	15.72	15.86	15.02	15.08	14.51	13.60		
		Cumulative time (s)	148.02	135.05	119.61	104.46	89.79	74.07	58.21	43.19	28.11	13.60	2:28.02	
		Speed (m/s)	13.88	12.95	13.20	13.63	12.72	12.61	13.32	13.26	13.78	14.71	13.38	
		Stride length (m)	6.30	6.20	6.25	6.52	6.06	6.05	6.23	6.20	6.38	6.58	6.27	
		Stride duration (s)	0.450	0.478	0.474	0.478	0.476	0.479	0.468	0.467	0.463	0.448	0.469	
		Stride efficiency (%)	61.97	60.03	61.05	66.50	57.42	57.14	60.65	60.09	63.67	67.70	61.49	
		Stride count	28.58	32.27	32.00	30.66	32.99	33.08	32.10	32.25	31.33	30.39	315.65	

10 m Stride length



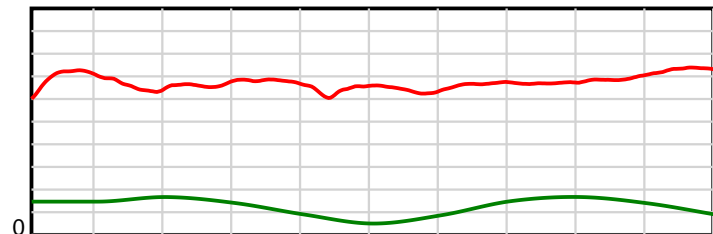
1980 m Finish

0.6 s Stride duration



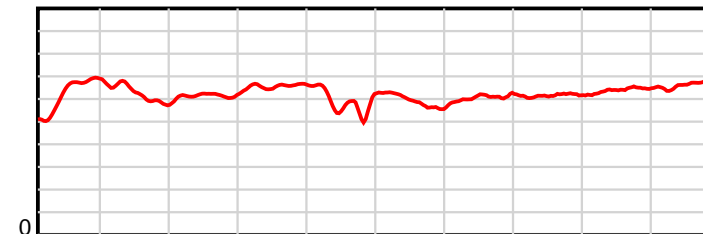
1980 m Finish

20 m/sec Speed



1980 m Finish

100 % Stride efficiency



1980 m Finish

Note: Horizontal distance axis grid lines are 200m furlongs.

Disclaimer.

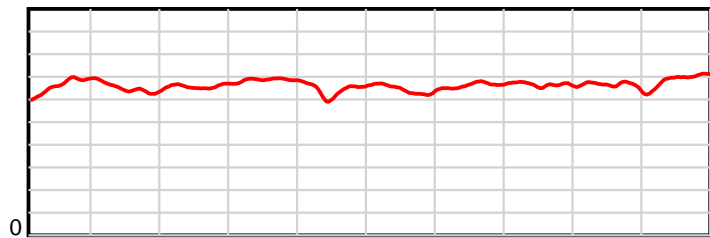
HRNZ and NZMTC and Thoroughbred Ratings Pty Ltd accepts no responsibility for the completeness or accuracy of any of the information contained herein, and makes no representations about its suitability for any particular purpose. Users should make their own judgements about those matters and/or seek independent advice. You assume all risks associated with use of the data provided on this page.

Race Results

August 03, 2018, Race 4, BREEDERS THANK THE MET FOR SUPPORTING THEIR MEMBERS MOB PACE, Distance 1980m, Addington - Survey 1980m

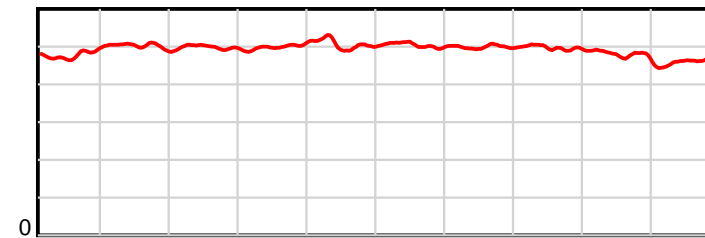
Result	TAB no.	Horse (Barrier)	1980 to	1800m to	1600m to	1400m to	1200m to	1000m to	800m to	600m to	400m to	200m to	Total or	Margin
4th	10	Sharnaë (10)	1800m	1600m	1400m	1200m	1000m	800m	600m	400m	200m	WP	Average	
		Position in running (margin)	-	6(4.1)	6(5.7)	6(6.0)	7(5.8)	7(6.3)	7(6.0)	7(6.2)	7(6.0)	8(6.3)		4.60
		Sectional time (s)	13.54	15.72	15.21	14.63	15.81	15.80	15.05	15.05	14.55	13.36		
		Cumulative time (s)	148.72	135.18	119.46	104.25	89.62	73.81	58.01	42.96	27.91	13.36	2:28.72	
		Speed (m/s)	13.30	12.72	13.15	13.67	12.65	12.66	13.29	13.29	13.75	14.97	13.31	
		Stride length (m)	6.59	6.38	6.56	6.84	6.39	6.38	6.63	6.60	6.54	6.96	6.58	
		Stride duration (s)	0.479	0.501	0.499	0.500	0.505	0.504	0.499	0.496	0.476	0.465	0.494	
		Stride efficiency (%)	67.93	63.55	67.20	73.17	63.83	63.59	68.61	68.02	66.80	75.76	67.69	
		Stride count	27.30	31.36	30.50	29.23	31.29	31.35	30.18	30.31	30.59	28.72	300.83	

10 m Stride length



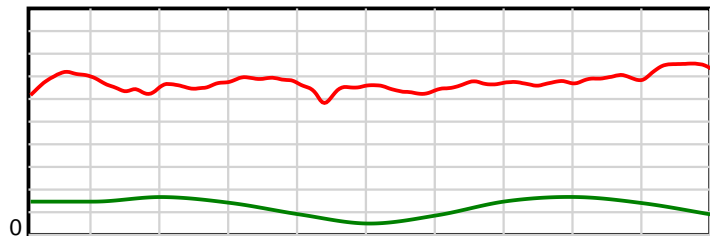
1980 m Finish

0.6 s Stride duration



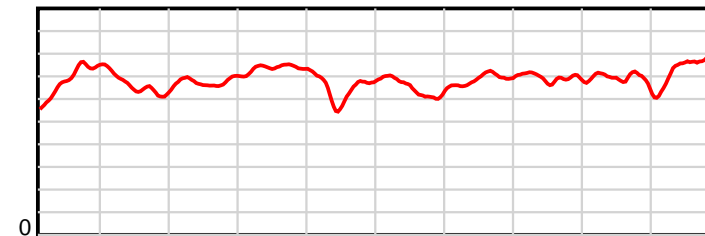
1980 m Finish

20 m/sec Speed



1980 m Finish

100 % Stride efficiency



1980 m Finish

Note: Horizontal distance axis grid lines are 200m furlongs.

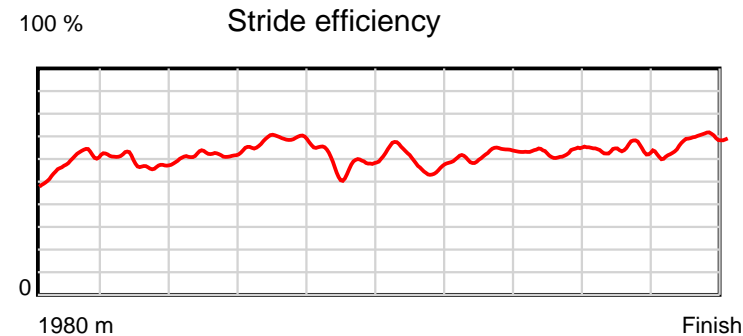
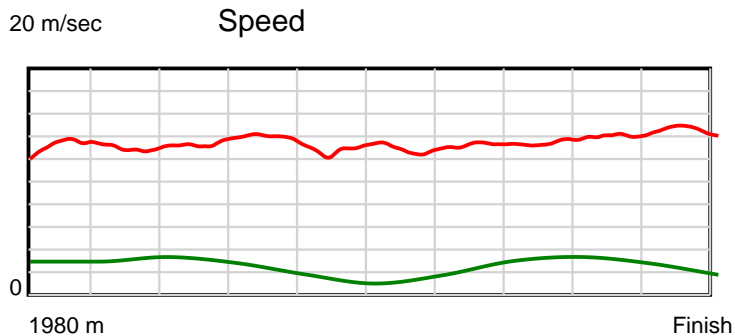
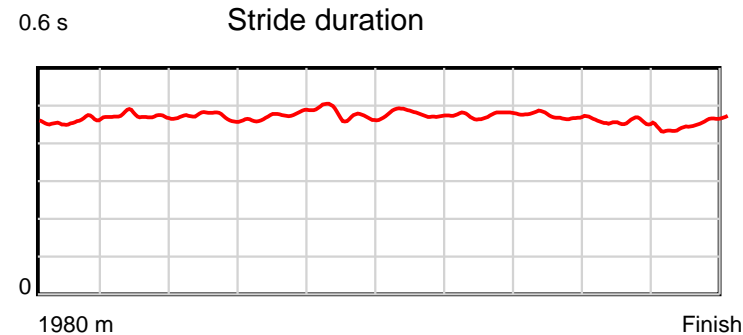
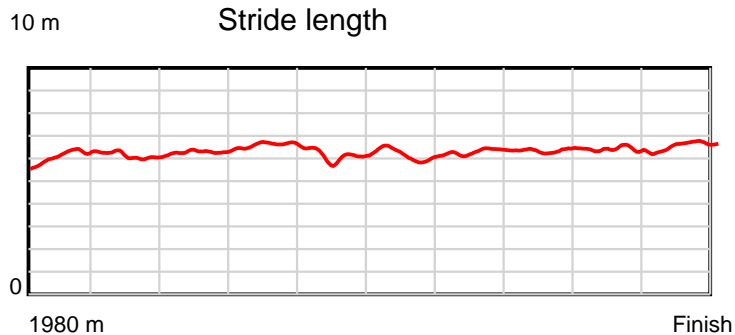
Disclaimer.

HRNZ and NZMTC and Thoroughbred Ratings Pty Ltd accepts no responsibility for the completeness or accuracy of any of the information contained herein, and makes no representations about its suitability for any particular purpose. Users should make their own judgements about those matters and/or seek independent advice. You assume all risks associated with use of the data provided on this page.

Race Results

August 03, 2018, Race 4, BREEDERS THANK THE MET FOR SUPPORTING THEIR MEMBERS MOB PACE, Distance 1980m, Addington - Survey 1980m

Result	TAB no.	Horse (Barrier)	1980 to	1800m to	1600m to	1400m to	1200m to	1000m to	800m to	600m to	400m to	200m to	Total or	Margin
5th	3	Been To Jenny'... (3)	1800m	1600m	1400m	1200m	1000m	800m	600m	400m	200m	WP	Average	
		Position in running (margin)	-	7(4.8)	7(6.2)	7(6.5)	6(4.7)	6(5.9)	6(5.8)	6(5.6)	6(5.4)	6(5.1)		5.50
		Sectional time (s)	13.65	15.67	15.21	14.36	15.91	15.85	14.98	15.03	14.47	13.75		
		Cumulative time (s)	148.88	135.23	119.56	104.35	89.99	74.08	58.23	43.25	28.22	13.75	2:28.88	
		Speed (m/s)	13.19	12.76	13.15	13.93	12.57	12.62	13.35	13.31	13.82	14.55	13.30	
		Stride length (m)	6.06	6.03	6.20	6.60	6.00	6.05	6.35	6.28	6.26	6.60	6.24	
		Stride duration (s)	0.459	0.473	0.472	0.474	0.478	0.479	0.476	0.472	0.453	0.454	0.469	
		Stride efficiency (%)	57.33	56.86	60.15	68.11	56.30	57.12	62.98	61.58	61.27	68.10	60.80	
		Stride count	29.72	33.16	32.24	30.30	33.32	33.08	31.50	31.86	31.94	30.30	317.42	



Note: Horizontal distance axis grid lines are 200m furlongs.

Disclaimer.

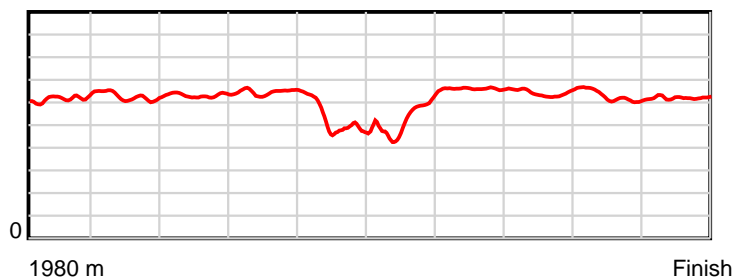
HRNZ and NZMTC and Thoroughbred Ratings Pty Ltd accepts no responsibility for the completeness or accuracy of any of the information contained herein, and makes no representations about its suitability for any particular purpose. Users should make their own judgements about those matters and/or seek independent advice. You assume all risks associated with use of the data provided on this page.

Race Results

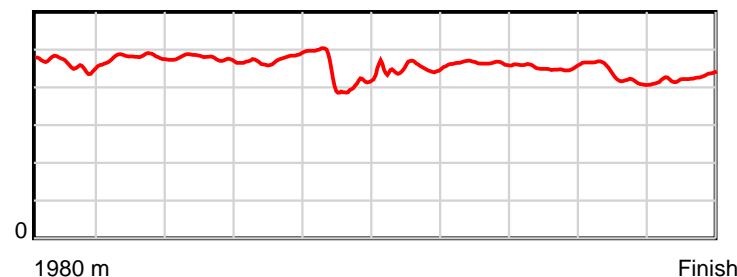
August 03, 2018, Race 4, BREEDERS THANK THE MET FOR SUPPORTING THEIR MEMBERS MOB PACE, Distance 1980m, Addington - Survey 1980m

Result	TAB no.	Horse (Barrier)	1980 to	1800m to	1600m to	1400m to	1200m to	1000m to	800m to	600m to	400m to	200m to	Total or	Margin
6th	12	Robyn's Gem (0)	1800m	1600m	1400m	1200m	1000m	800m	600m	400m	200m	WP	Average	
		Position in running (margin)	-	10(8.1)	8(7.2)	8(7.5)	9(7.5)	12(14.8)	12(21.0)	12(15.3)	11(9.3)	10(6.6)		6.10
		Sectional time (s)	14.09	15.30	15.20	14.66	16.93	16.89	14.08	14.08	14.05	13.71		
		Cumulative time (s)	148.99	134.90	119.60	104.40	89.74	72.81	55.92	41.84	27.76	13.71	2:28.99	
		Speed (m/s)	12.78	13.07	13.16	13.64	11.81	11.84	14.20	14.20	14.23	14.59	13.29	
		Stride length (m)	6.16	6.28	6.28	6.47	5.07	5.32	6.60	6.43	6.15	6.22	6.06	
		Stride duration (s)	0.460	0.480	0.477	0.475	0.430	0.449	0.464	0.453	0.432	0.427	0.456	
		Stride efficiency (%)	59.32	61.63	61.67	65.48	40.24	44.21	67.97	64.58	59.20	60.53	57.33	
		Stride count	29.21	31.85	31.84	30.90	39.41	37.60	30.32	31.11	32.50	32.14	326.88	

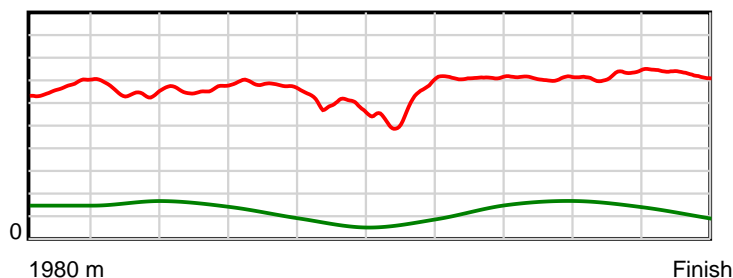
10 m Stride length



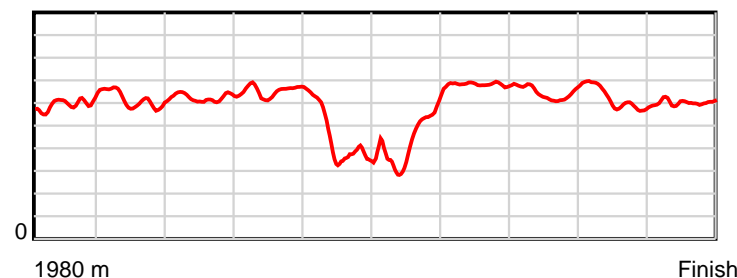
0.6 s Stride duration



20 m/sec Speed



100 % Stride efficiency



Note: Horizontal distance axis grid lines are 200m furlongs.

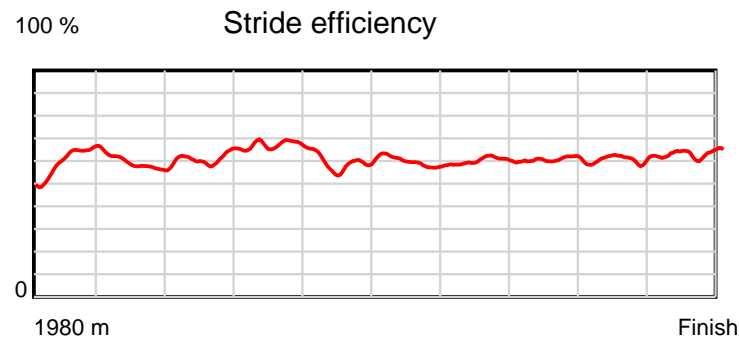
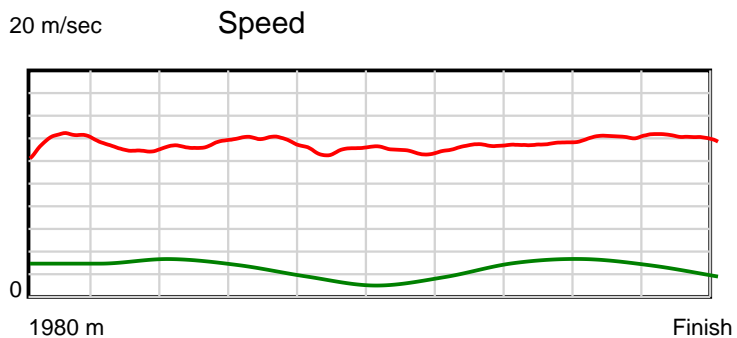
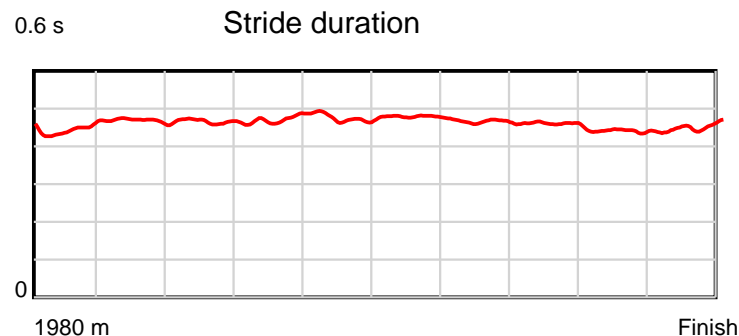
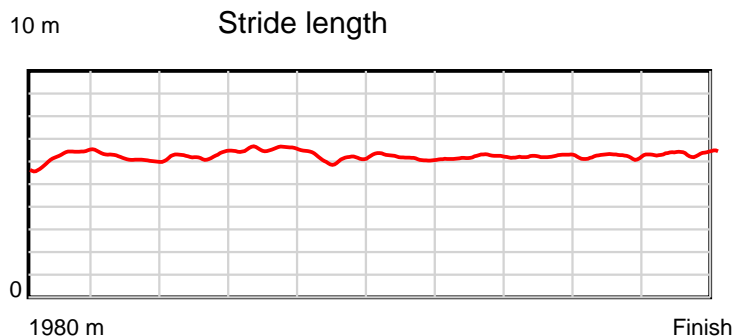
Disclaimer.

HRNZ and NZMTC and Thoroughbred Ratings Pty Ltd accepts no responsibility for the completeness or accuracy of any of the information contained herein, and makes no representations about its suitability for any particular purpose. Users should make their own judgements about those matters and/or seek independent advice. You assume all risks associated with use of the data provided on this page.

Race Results

August 03, 2018, Race 4, BREEDERS THANK THE MET FOR SUPPORTING THEIR MEMBERS MOB PACE, Distance 1980m, Addington - Survey 1980m

Result	TAB no.	Horse (Barrier)	1980 to	1800m to	1600m to	1400m to	1200m to	1000m to	800m to	600m to	400m to	200m to	Total or	Margin
7th	11	Gotta Party Do... (11)	1800m	1600m	1400m	1200m	1000m	800m	600m	400m	200m	WP	Average	
		Position in running (margin)	-	4(2.8)	5(4.3)	4(4.1)	4(2.7)	4(3.5)	4(3.4)	4(3.3)	4(3.4)	4(3.5)		6.50
		Sectional time (s)	13.15	15.69	15.12	14.44	15.85	15.85	15.00	15.09	14.53	14.34		
		Cumulative time (s)	149.06	135.91	120.22	105.10	90.66	74.81	58.96	43.96	28.87	14.34	2:29.06	
		Speed (m/s)	13.69	12.75	13.23	13.85	12.62	12.62	13.33	13.25	13.76	13.95	13.28	
		Stride length (m)	6.14	5.97	6.17	6.53	5.99	6.04	6.20	6.09	6.06	6.30	6.15	
		Stride duration (s)	0.443	0.468	0.467	0.472	0.475	0.479	0.465	0.459	0.440	0.452	0.463	
		Stride efficiency (%)	58.88	55.64	59.57	66.71	56.09	56.99	60.01	57.90	57.36	62.12	59.01	
		Stride count	29.32	33.52	32.39	30.61	33.38	33.12	32.27	32.86	33.01	31.72	322.20	



Note: Horizontal distance axis grid lines are 200m furlongs.

Disclaimer.

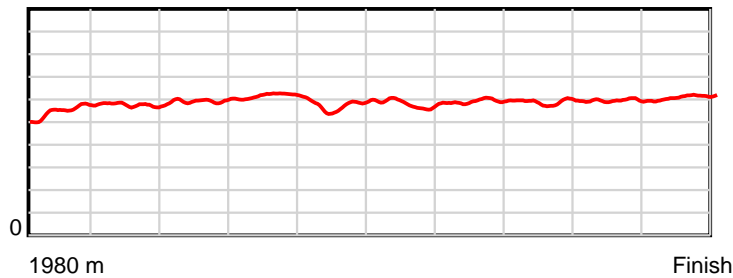
HRNZ and NZMTC and Thoroughbred Ratings Pty Ltd accepts no responsibility for the completeness or accuracy of any of the information contained herein, and makes no representations about its suitability for any particular purpose. Users should make their own judgements about those matters and/or seek independent advice. You assume all risks associated with use of the data provided on this page.

Race Results

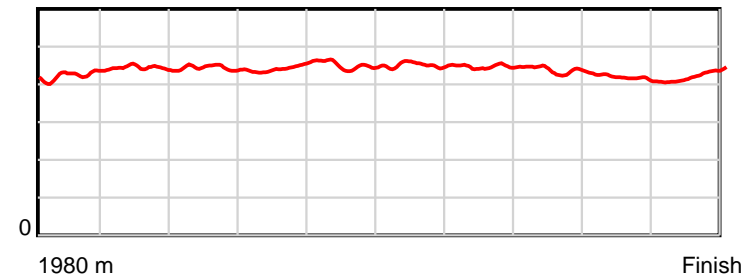
August 03, 2018, Race 4, BREEDERS THANK THE MET FOR SUPPORTING THEIR MEMBERS MOB PACE, Distance 1980m, Addington - Survey 1980m

Result	TAB no.	Horse (Barrier)	1980 to	1800m to	1600m to	1400m to	1200m to	1000m to	800m to	600m to	400m to	200m to	Total or	Margin
8th	6	My Nikayla (6)	1800m	1600m	1400m	1200m	1000m	800m	600m	400m	200m	WP	Average	
		Position in running (margin)	-	8(6.9)	9(8.7)	9(8.8)	8(6.4)	8(7.8)	8(7.7)	9(8.0)	9(6.4)			7.70
		Sectional time (s)	14.04	15.76	15.17	14.25	15.96	15.85	15.02	15.12	14.24	13.86		
		Cumulative time (s)	149.27	135.23	119.47	104.30	90.05	74.09	58.24	43.22	28.10	13.86	2:29.27	
		Speed (m/s)	12.82	12.69	13.18	14.04	12.53	12.62	13.32	13.23	14.04	14.43	13.26	
		Stride length (m)	5.46	5.63	5.85	6.21	5.64	5.68	5.95	5.77	5.85	6.15	5.82	
		Stride duration (s)	0.423	0.444	0.444	0.443	0.450	0.450	0.447	0.436	0.416	0.426	0.438	
		Stride efficiency (%)	46.66	49.59	53.49	60.31	49.73	50.47	55.25	52.08	53.40	59.02	52.85	
		Stride count	32.94	35.50	34.18	32.19	35.45	35.19	33.64	34.64	34.21	32.54	340.48	

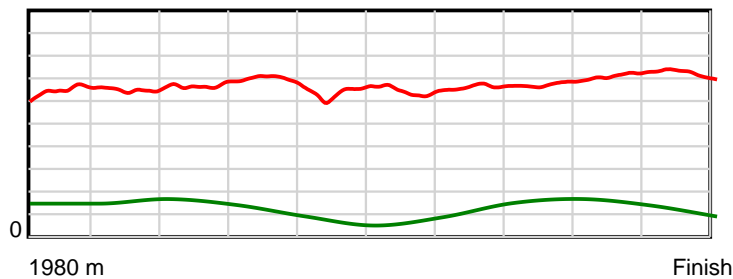
10 m Stride length



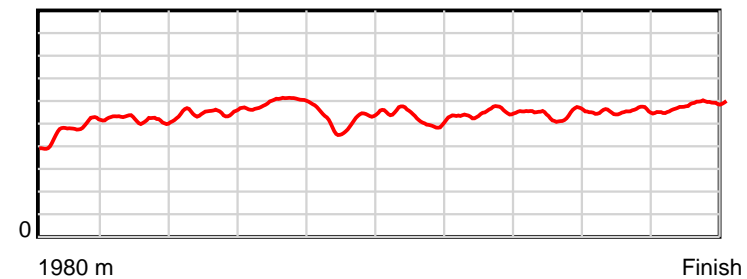
0.6 s Stride duration



20 m/sec Speed



100 % Stride efficiency



Note: Horizontal distance axis grid lines are 200m furlongs.

Disclaimer.

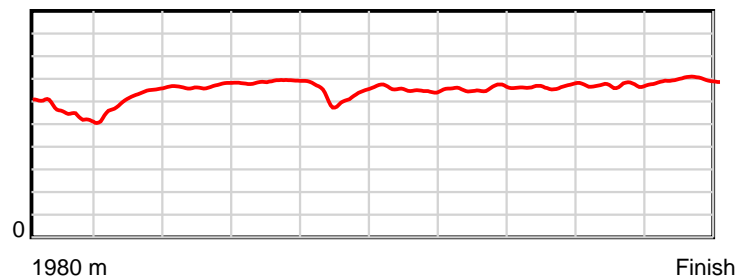
HRNZ and NZMTC and Thoroughbred Ratings Pty Ltd accepts no responsibility for the completeness or accuracy of any of the information contained herein, and makes no representations about its suitability for any particular purpose. Users should make their own judgements about those matters and/or seek independent advice. You assume all risks associated with use of the data provided on this page.

Race Results

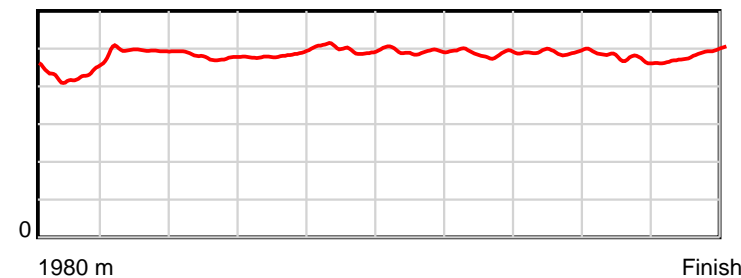
August 03, 2018, Race 4, BREEDERS THANK THE MET FOR SUPPORTING THEIR MEMBERS MOB PACE, Distance 1980m, Addington - Survey 1980m

Result	TAB no.	Horse (Barrier)	1980 to	1800m to	1600m to	1400m to	1200m to	1000m to	800m to	600m to	400m to	200m to	Total or	Margin
9th	7	Matau Gem (7)	1800m	1600m	1400m	1200m	1000m	800m	600m	400m	200m	WP	Average	
		Position in running (margin)	-	11(9.7)	12(17.7)	11(13.2)	11(10.1)	11(12.5)	9(9.0)	9(8.4)	8(7.6)	7(6.2)		8.30
		Sectional time (s)	14.38	16.78	14.41	14.14	16.12	15.28	14.92	14.95	14.28	14.12		
		Cumulative time (s)	149.38	135.00	118.22	103.81	89.67	73.55	58.27	43.35	28.40	14.12	2:29.38	
		Speed (m/s)	12.52	11.92	13.88	14.14	12.41	13.09	13.40	13.38	14.01	14.16	13.26	
		Stride length (m)	5.39	5.90	6.65	6.85	6.19	6.45	6.53	6.58	6.63	6.88	6.38	
		Stride duration (s)	0.431	0.495	0.479	0.484	0.499	0.493	0.488	0.491	0.474	0.486	0.482	
		Stride efficiency (%)	45.35	54.42	69.00	73.22	59.83	65.01	66.73	67.57	68.74	74.03	63.68	
		Stride count	33.41	33.89	30.10	29.22	32.32	31.01	30.60	30.41	30.15	29.06	310.17	

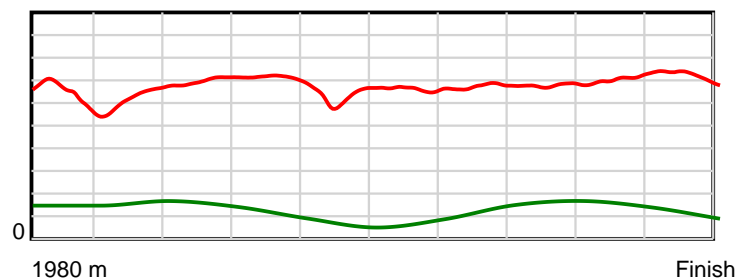
10 m Stride length



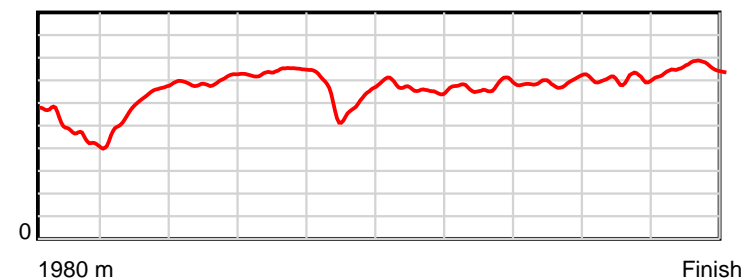
0.6 s Stride duration



20 m/sec Speed



100 % Stride efficiency



Note: Horizontal distance axis grid lines are 200m furlongs.

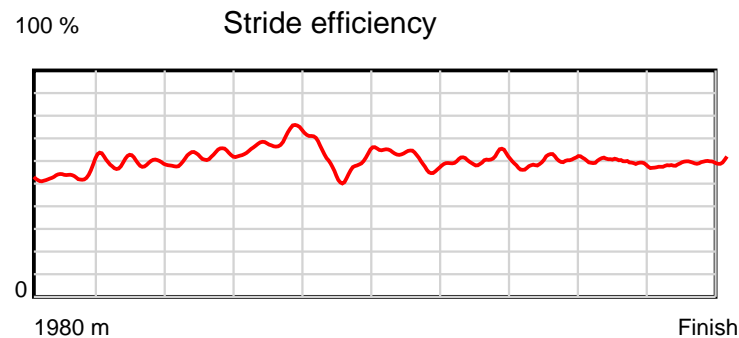
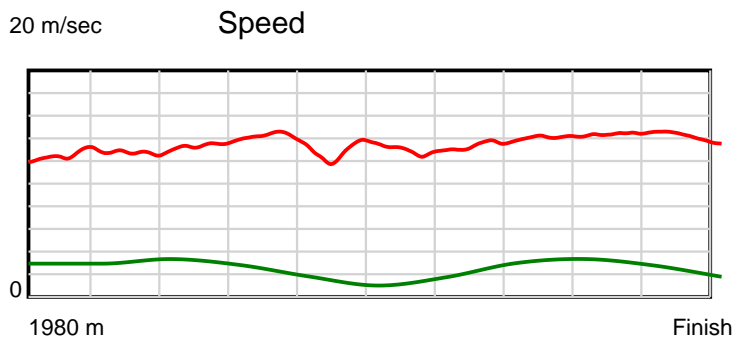
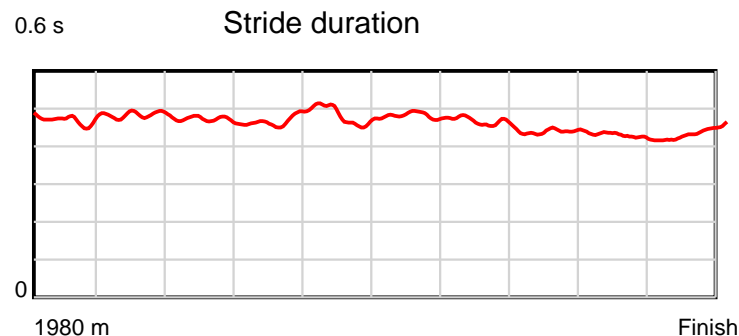
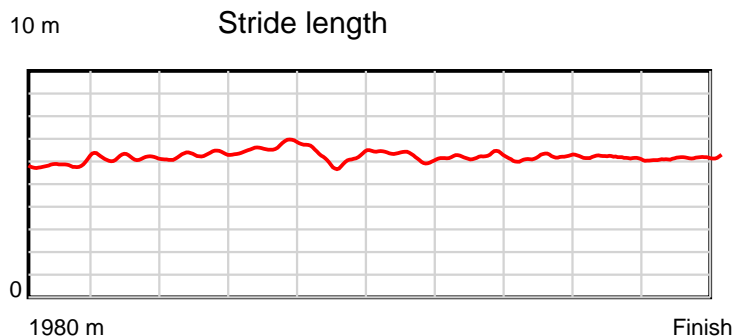
Disclaimer.

HRNZ and NZMTC and Thoroughbred Ratings Pty Ltd accepts no responsibility for the completeness or accuracy of any of the information contained herein, and makes no representations about its suitability for any particular purpose. Users should make their own judgements about those matters and/or seek independent advice. You assume all risks associated with use of the data provided on this page.

Race Results

August 03, 2018, Race 4, BREEDERS THANK THE MET FOR SUPPORTING THEIR MEMBERS MOB PACE, Distance 1980m, Addington - Survey 1980m

Result	TAB no.	Horse (Barrier)	1980 to	1800m to	1600m to	1400m to	1200m to	1000m to	800m to	600m to	400m to	200m to	Total or	Margin
10th	9	Diamond Editio... (9)	1800m	1600m	1400m	1200m	1000m	800m	600m	400m	200m	WP	Average	
		Position in running (margin)	-	12(10.3)	11(13.7)	12(13.5)	12(10.6)	10(12.2)	11(11.9)	11(11.1)	10(8.4)	11(7.1)		10.50
		Sectional time (s)	14.56	16.01	15.12	14.18	15.99	15.81	14.88	14.62	14.29	14.31		
		Cumulative time (s)	149.77	135.21	119.20	104.08	89.90	73.91	58.10	43.22	28.60	14.31	2:29.77	
		Speed (m/s)	12.37	12.49	13.23	14.10	12.51	12.65	13.44	13.68	14.00	13.98	13.22	
		Stride length (m)	5.86	6.04	6.23	6.63	6.01	6.09	6.22	6.00	5.96	6.15	6.12	
		Stride duration (s)	0.470	0.484	0.471	0.470	0.480	0.482	0.463	0.439	0.426	0.440	0.463	
		Stride efficiency (%)	53.67	57.01	60.62	68.66	56.42	58.03	60.46	56.31	55.56	59.07	58.45	
		Stride count	30.71	33.11	32.11	30.17	33.28	32.82	32.15	33.32	33.54	32.53	323.74	



Note: Horizontal distance axis grid lines are 200m furlongs.

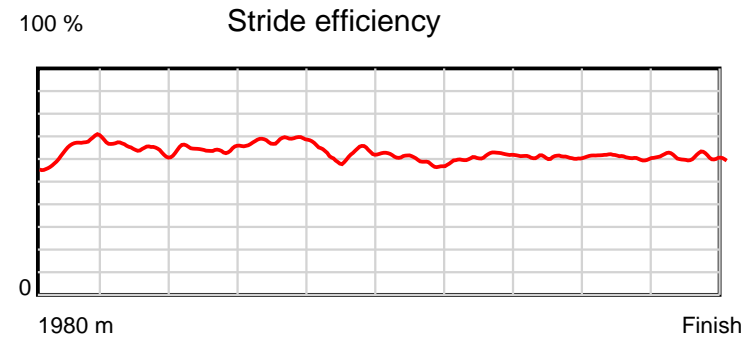
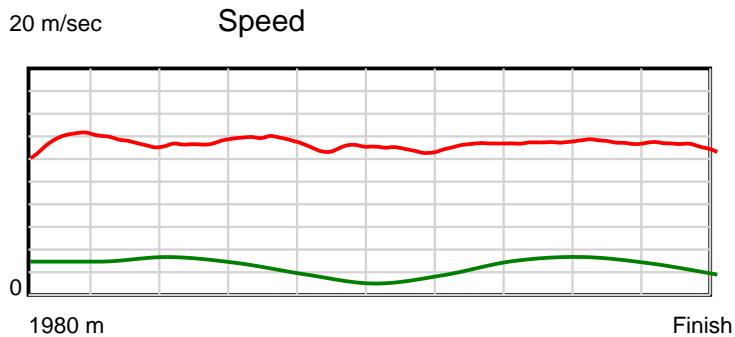
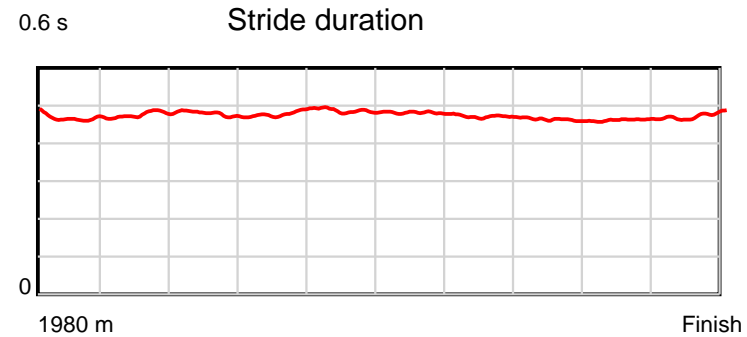
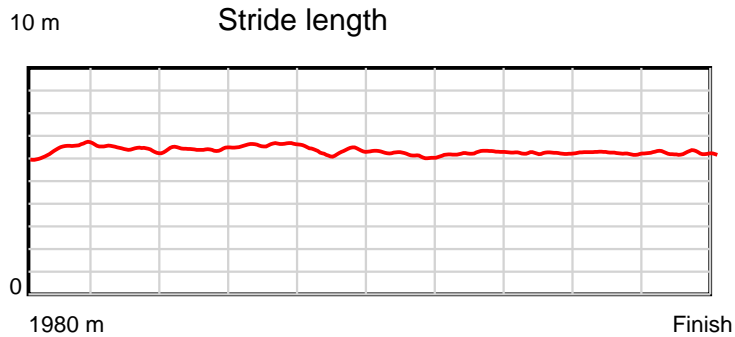
Disclaimer.

HRNZ and NZMTC and Thoroughbred Ratings Pty Ltd accepts no responsibility for the completeness or accuracy of any of the information contained herein, and makes no representations about its suitability for any particular purpose. Users should make their own judgements about those matters and/or seek independent advice. You assume all risks associated with use of the data provided on this page.

Race Results

August 03, 2018, Race 4, BREEDERS THANK THE MET FOR SUPPORTING THEIR MEMBERS MOB PACE, Distance 1980m, Addington - Survey 1980m

Result	TAB no.	Horse (Barrier)	1980 to	1800m to	1600m to	1400m to	1200m to	1000m to	800m to	600m to	400m to	200m to	Total or	Margin
11th	5	The Optimist (5)	1800m	1600m	1400m	1200m	1000m	800m	600m	400m	200m	WP	Average	
		Position in running (margin)	-	5(2.8)	3(1.7)	2(1.6)	2(0.8)	2(1.4)	2(1.6)	2(1.8)	2(1.8)	5(4.7)		13.40
		Sectional time (s)	13.30	15.26	15.13	14.54	15.82	15.88	15.06	15.06	15.00	15.25		
		Cumulative time (s)	150.30	137.00	121.74	106.61	92.07	76.25	60.37	45.31	30.25	15.25	2:30.30	
		Speed (m/s)	13.54	13.11	13.22	13.76	12.64	12.59	13.28	13.28	13.33	13.11	13.17	
		Stride length (m)	6.37	6.24	6.32	6.60	6.14	6.05	6.25	6.14	6.17	6.23	6.25	
		Stride duration (s)	0.466	0.476	0.478	0.480	0.486	0.480	0.471	0.462	0.463	0.475	0.474	
		Stride efficiency (%)	63.48	60.86	62.46	68.11	58.95	57.16	61.02	58.85	59.43	60.56	60.96	
		Stride count	28.24	32.05	31.63	30.29	32.56	33.07	32.01	32.59	32.43	32.13	317.00	



Note: Horizontal distance axis grid lines are 200m furlongs.

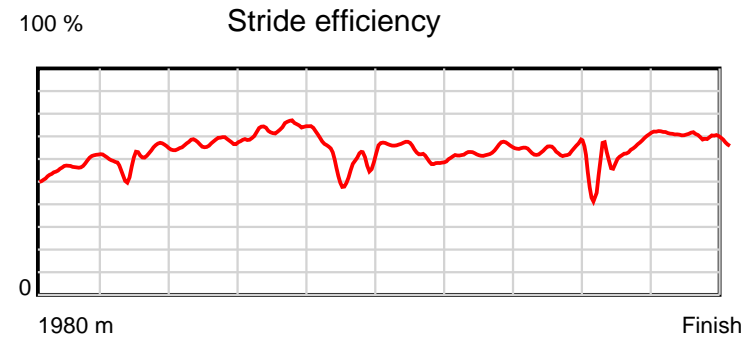
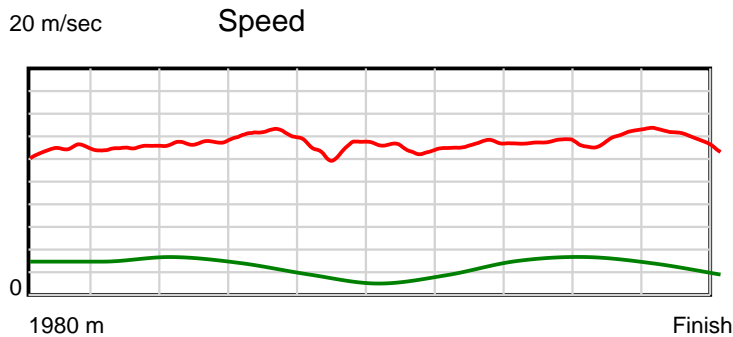
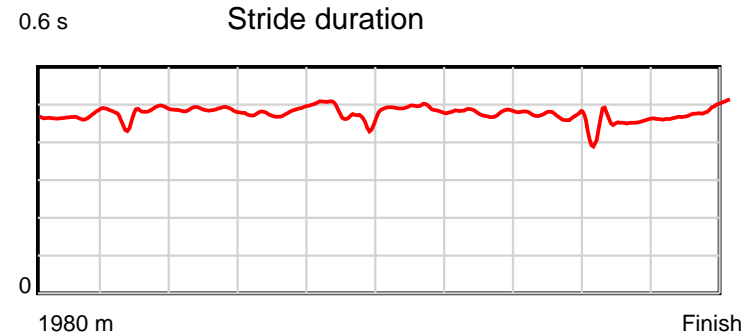
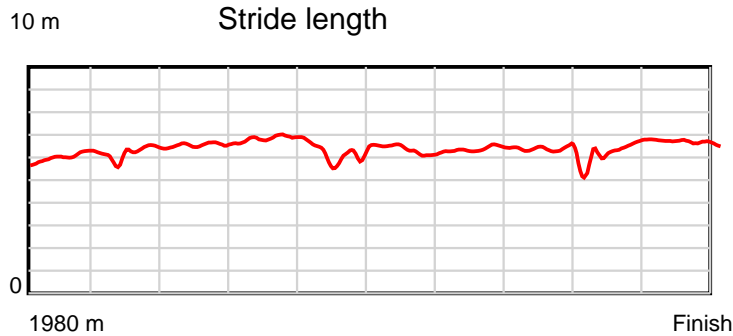
Disclaimer.

HRNZ and NZMTC and Thoroughbred Ratings Pty Ltd accepts no responsibility for the completeness or accuracy of any of the information contained herein, and makes no representations about its suitability for any particular purpose. Users should make their own judgements about those matters and/or seek independent advice. You assume all risks associated with use of the data provided on this page.

Race Results

August 03, 2018, Race 4, BREEDERS THANK THE MET FOR SUPPORTING THEIR MEMBERS MOB PACE, Distance 1980m, Addington - Survey 1980m

Result	TAB no.	Horse (Barrier)	1980 to	1800m to	1600m to	1400m to	1200m to	1000m to	800m to	600m to	400m to	200m to	Total or	Margin
12th	8	Billie Jean (8)	1800m	1600m	1400m	1200m	1000m	800m	600m	400m	200m	WP	Average	
		Position in running (margin)	-	9(7.5)	10(10.9)	10(12.2)	10(9.3)	9(10.8)	10(9.2)	10(9.0)	12(10.1)	12(10.3)		14.50
		Sectional time (s)	13.85	16.02	15.36	14.18	15.97	15.59	14.99	15.25	14.55	14.75		
		Cumulative time (s)	150.51	136.66	120.64	105.28	91.10	75.13	59.54	44.55	29.30	14.75	2:30.51	
		Speed (m/s)	13.00	12.48	13.02	14.10	12.52	12.83	13.34	13.11	13.75	13.56	13.16	
		Stride length (m)	5.99	5.96	6.33	6.80	5.96	6.28	6.40	5.99	6.26	6.60	6.25	
		Stride duration (s)	0.469	0.477	0.486	0.482	0.476	0.489	0.479	0.457	0.456	0.487	0.475	
		Stride efficiency (%)	56.12	55.42	62.53	72.15	55.55	61.58	63.94	56.10	61.33	68.01	60.98	
		Stride count	30.04	33.58	31.62	29.43	33.54	31.86	31.27	33.38	31.92	30.32	316.96	



Note: Horizontal distance axis grid lines are 200m furlongs.

Disclaimer.

HRNZ and NZMTC and Thoroughbred Ratings Pty Ltd accepts no responsibility for the completeness or accuracy of any of the information contained herein, and makes no representations about its suitability for any particular purpose. Users should make their own judgements about those matters and/or seek independent advice. You assume all risks associated with use of the data provided on this page.