



Race Results

NZ Metropolitan Trotting Club Inc, HRNZ, August 03, 2018

Compilation date: August 3, 2018, 8:20:28 PM (NZST)

Copyright © 2018 HRNZ and NZMTC. All rights reserved.

Trademarks.

StrideMASTER is a registered trademark of Thoroughbred Ratings Pty Ltd.

Disclaimer.

HRNZ and NZMTC and Thoroughbred Ratings Pty Ltd accepts no responsibility for the completeness or accuracy of any of the information contained herein, and makes no representations about its suitability for any particular purpose. Users should make their own judgements about those matters and/or seek independent advice. You assume all risks associated with use of the data provided on this page.



Race Results



August 03, 2018, Race 5, HYNDS HANDICAP PACE, Distance 2600m, Addington - Survey 3200m

Result	TAB no.	Horse (Barrier)	2600 to	2400m to
1st	4	Tact Maggie (6)	2400m	2200m
		Position in running (margin)	-	6(7.3)
		Sectional time (s)	17.92	14.97
		Cumulative time (s)	195.90	177.98
		Speed (m/s)	11.16	13.36
		Stride length (m)	5.52	6.18
		Stride duration (s)	0.469	0.463
		Stride efficiency (%)	47.60	59.67
		Stride count	36.24	32.36

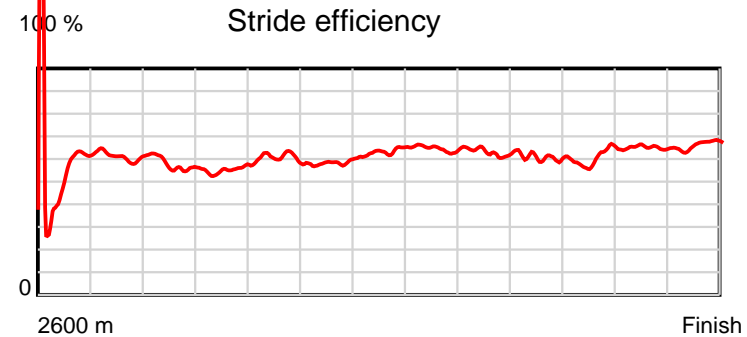
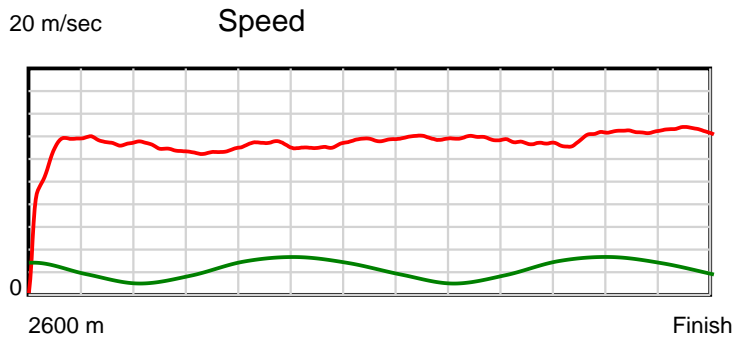
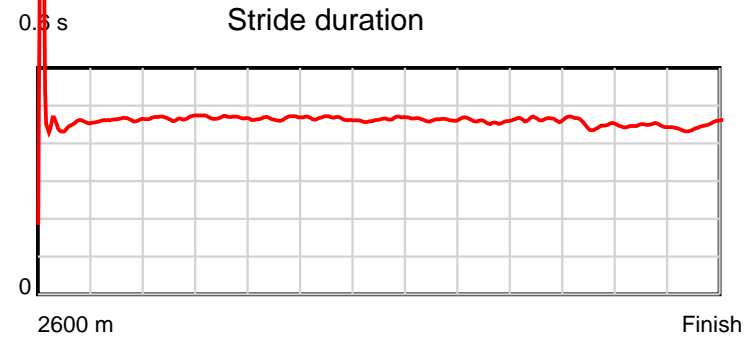
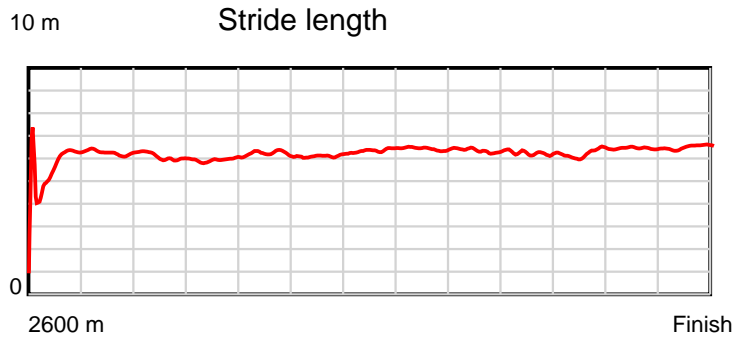
Disclaimer.

HRNZ and NZMTC and Thoroughbred Ratings Pty Ltd accepts no responsibility for the completeness or accuracy of any of the information contained herein, and makes no representations about its suitability for any particular purpose. Users should make their own judgements about those matters and/or seek independent advice. You assume all risks associated with use of the data provided on this page.

Race Results

August 03, 2018, Race 5, HYNDS HANDICAP PACE, Distance 2600m, Addington - Survey 3200m

Result	TAB no.	Horse (Barrier)	2200m to	2000m to	1800m to	1600m to	1400m to	1200m to	1000m to	800m to	600m to	400m to	200m to	Total or	Margin
1st	4	Tact Maggie (6)	2000m	1800m	1600m	1400m	1200m	1000m	800m	600m	400m	200m	WP	Average	
		Position in running (margin)	6(10.9)	5(12.4)	6(14.0)	6(8.7)	6(7.4)	5(6.0)	4(3.2)	4(2.6)	3(3.5)	2(0.8)	1(0.0)		0.00
		Sectional time (s)	15.69	15.75	15.22	15.37	14.62	14.55	14.57	14.96	14.54	14.11	13.63		
		Cumulative time (s)	163.01	147.32	131.57	116.35	100.98	86.36	71.81	57.24	42.28	27.74	13.63	3:15.90	
		Speed (m/s)	12.75	12.70	13.14	13.01	13.68	13.75	13.73	13.37	13.76	14.17	14.67	13.27	
		Stride length (m)	5.96	5.95	6.13	6.06	6.35	6.37	6.29	6.21	6.18	6.33	6.57	6.15	
		Stride duration (s)	0.468	0.468	0.467	0.466	0.464	0.463	0.458	0.464	0.449	0.447	0.448	0.463	
		Stride efficiency (%)	55.54	55.29	58.80	57.43	62.92	63.39	61.82	60.19	59.68	62.63	67.47	59.12	
		Stride count	33.55	33.62	32.60	32.99	31.52	31.40	31.80	32.23	32.36	31.59	30.44	422.70	



Note: Horizontal distance axis grid lines are 200m furlongs.

Disclaimer.

HRNZ and NZMTC and Thoroughbred Ratings Pty Ltd accepts no responsibility for the completeness or accuracy of any of the information contained herein, and makes no representations about its suitability for any particular purpose. Users should make their own judgements about those matters and/or seek independent advice. You assume all risks associated with use of the data provided on this page.



Race Results



August 03, 2018, Race 5, HYNDS HANDICAP PACE, Distance 2600m, Addington - Survey 3200m

Result	TAB no.	Horse (Barrier)	2600 to	2400m to
2nd	6	Hayden's Meddl... (8)	2400m	2200m
		Position in running (margin)	-	4(5.6)
		Sectional time (s)	17.63	15.00
		Cumulative time (s)	196.31	178.68
		Speed (m/s)	11.35	13.33
		Stride length (m)	5.15	5.79
		Stride duration (s)	0.424	0.434
		Stride efficiency (%)	41.40	52.43
		Stride count	38.85	34.53

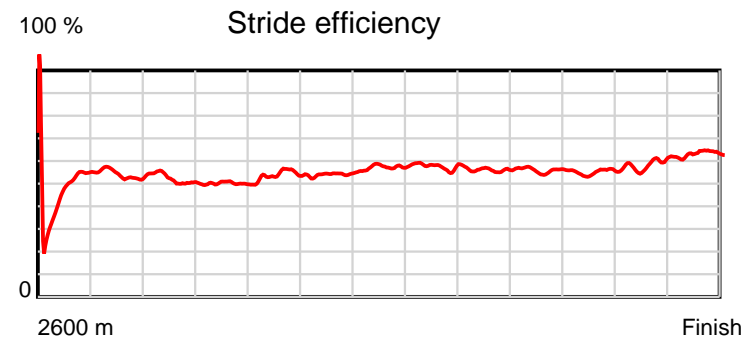
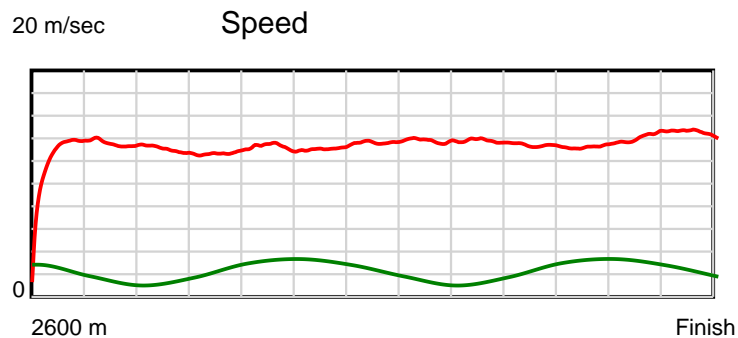
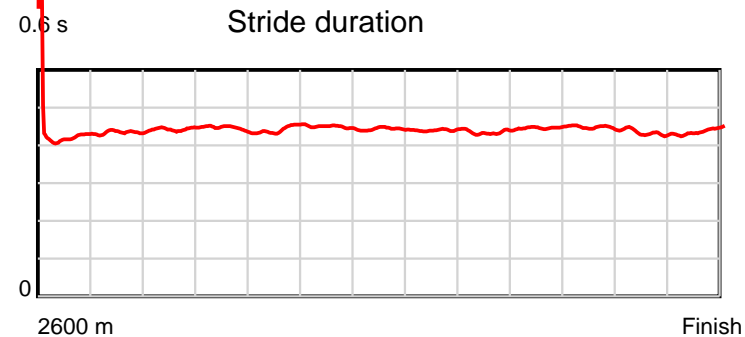
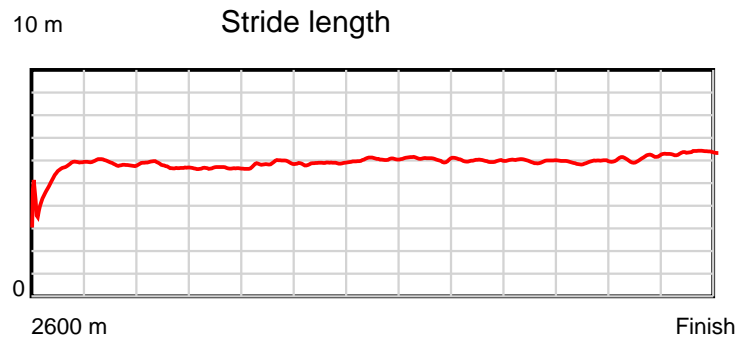
Disclaimer.

HRNZ and NZMTC and Thoroughbred Ratings Pty Ltd accepts no responsibility for the completeness or accuracy of any of the information contained herein, and makes no representations about its suitability for any particular purpose. Users should make their own judgements about those matters and/or seek independent advice. You assume all risks associated with use of the data provided on this page.

Race Results

August 03, 2018, Race 5, HYNDS HANDICAP PACE, Distance 2600m, Addington - Survey 3200m

Result	TAB no.	Horse (Barrier)	2200m to	2000m to	1800m to	1600m to	1400m to	1200m to	1000m to	800m to	600m to	400m to	200m to	Total or	Margin
2nd	6	Hayden's Meddl... (8)	2000m	1800m	1600m	1400m	1200m	1000m	800m	600m	400m	200m	WP	Average	
		Position in running (margin)	4(9.3)	4(10.1)	4(11.8)	4(6.7)	4(5.8)	3(4.2)	2(1.9)	2(1.0)	2(1.2)	3(1.0)	2(1.7)		1.50
		Sectional time (s)	15.57	15.77	15.24	15.44	14.60	14.64	14.50	14.85	14.96	14.36	13.75		
		Cumulative time (s)	163.68	148.11	132.34	117.10	101.66	87.06	72.42	57.92	43.07	28.11	13.75	3:16.31	
		Speed (m/s)	12.85	12.68	13.12	12.95	13.70	13.66	13.79	13.47	13.37	13.93	14.55	13.24	
		Stride length (m)	5.69	5.66	5.81	5.81	6.07	6.02	5.99	6.02	5.97	6.03	6.38	5.86	
		Stride duration (s)	0.443	0.446	0.443	0.449	0.443	0.441	0.434	0.447	0.447	0.433	0.439	0.443	
		Stride efficiency (%)	50.63	49.99	52.74	52.79	57.62	56.62	56.11	56.65	55.78	56.90	63.62	53.72	
		Stride count	35.14	35.36	34.43	34.41	32.94	33.23	33.38	33.22	33.47	33.15	31.34	443.45	



Note: Horizontal distance axis grid lines are 200m furlongs.

Disclaimer.

HRNZ and NZMTC and Thoroughbred Ratings Pty Ltd accepts no responsibility for the completeness or accuracy of any of the information contained herein, and makes no representations about its suitability for any particular purpose. Users should make their own judgements about those matters and/or seek independent advice. You assume all risks associated with use of the data provided on this page.



Race Results



August 03, 2018, Race 5, HYNDS HANDICAP PACE, Distance 2600m, Addington - Survey 3200m

Result	TAB no.	Horse (Barrier)	2600 to	2400m to
3rd	7	Gypsy's Choice (0)	2400m	2200m
		Position in running (margin)	-	2(3.0)
		Sectional time (s)	17.20	14.91
		Cumulative time (s)	197.02	179.82
		Speed (m/s)	11.63	13.41
		Stride length (m)	5.07	6.05
		Stride duration (s)	0.436	0.451
		Stride efficiency (%)	40.16	57.21
		Stride count	39.45	33.06

Disclaimer.

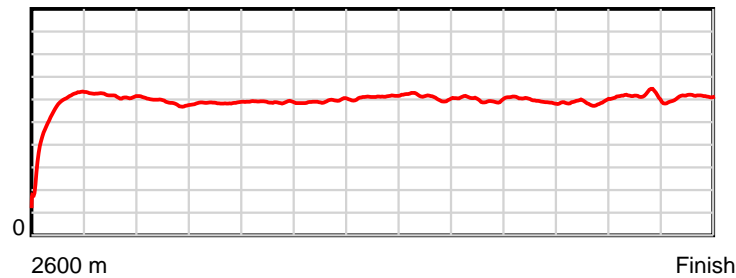
HRNZ and NZMTC and Thoroughbred Ratings Pty Ltd accepts no responsibility for the completeness or accuracy of any of the information contained herein, and makes no representations about its suitability for any particular purpose. Users should make their own judgements about those matters and/or seek independent advice. You assume all risks associated with use of the data provided on this page.

Race Results

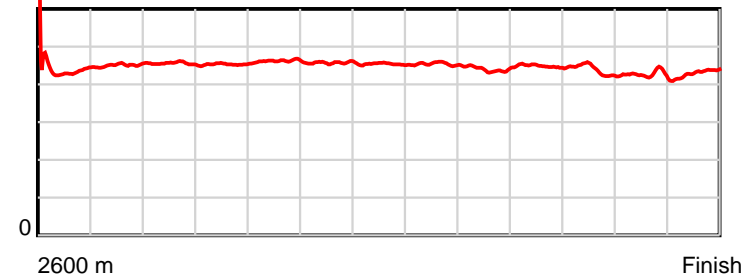
August 03, 2018, Race 5, HYNDS HANDICAP PACE, Distance 2600m, Addington - Survey 3200m

Result	TAB no.	Horse (Barrier)	2200m to	2000m to	1800m to	1600m to	1400m to	1200m to	1000m to	800m to	600m to	400m to	200m to	Total or	Margin
3rd	7	Gypsy's Choice (0)	2000m	1800m	1600m	1400m	1200m	1000m	800m	600m	400m	200m	WP	Average	
		Position in running (margin)	3(6.2)	3(7.6)	3(7.9)	3(5.7)	3(4.0)	4(4.4)	5(3.8)	5(4.5)	5(5.7)	6(5.5)	5(3.6)		5.50
		Sectional time (s)	15.67	15.52	15.73	15.31	14.92	14.92	14.78	15.02	14.95	13.94	14.15		
		Cumulative time (s)	164.91	149.24	133.72	117.99	102.68	87.76	72.84	58.06	43.04	28.09	14.15	3:17.02	
		Speed (m/s)	12.76	12.89	12.71	13.06	13.40	13.40	13.53	13.32	13.38	14.35	14.13	13.20	
		Stride length (m)	5.81	5.84	5.88	5.97	6.08	6.09	5.96	5.97	5.86	6.11	6.10	5.89	
		Stride duration (s)	0.455	0.453	0.462	0.457	0.453	0.454	0.440	0.448	0.438	0.426	0.432	0.446	
		Stride efficiency (%)	52.67	53.24	53.94	55.77	57.69	57.88	55.44	55.64	53.65	58.30	58.14	54.25	
		Stride count	34.45	34.26	34.04	33.48	32.92	32.86	33.58	33.52	34.13	32.74	32.79	441.28	

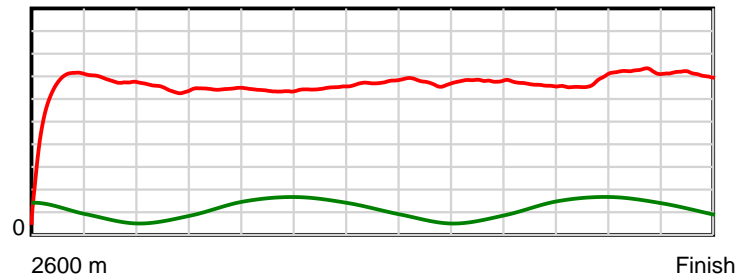
10 m Stride length



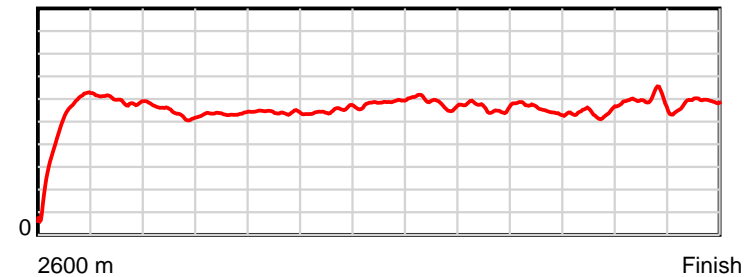
0.6 s Stride duration



20 m/sec Speed



100 % Stride efficiency



Note: Horizontal distance axis grid lines are 200m furlongs.

Disclaimer.

HRNZ and NZMTC and Thoroughbred Ratings Pty Ltd accepts no responsibility for the completeness or accuracy of any of the information contained herein, and makes no representations about its suitability for any particular purpose. Users should make their own judgements about those matters and/or seek independent advice. You assume all risks associated with use of the data provided on this page.



Race Results



August 03, 2018, Race 5, HYNDS HANDICAP PACE, Distance 2600m, Addington - Survey 3200m

Result	TAB no.	Horse (Barrier)	2600 to	2400m to
4th	9	Don Domingo (2)	2400m	2200m
		Position in running (margin)	-	7(24.5)
		Sectional time (s)	20.78	14.34
		Cumulative time (s)	197.04	176.26
		Speed (m/s)	9.62	13.95
		Stride length (m)	5.76	6.11
		Stride duration (s)	0.435	0.438
		Stride efficiency (%)	51.76	58.31
		Stride count	34.75	32.74

Disclaimer.

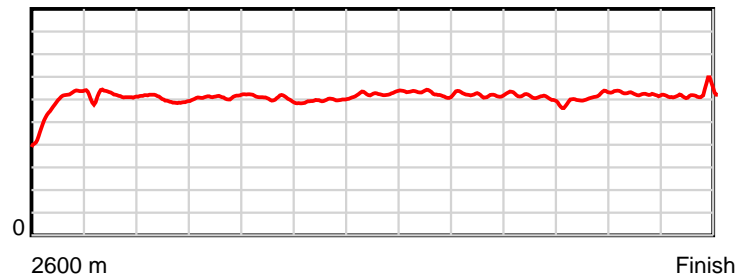
HRNZ and NZMTC and Thoroughbred Ratings Pty Ltd accepts no responsibility for the completeness or accuracy of any of the information contained herein, and makes no representations about its suitability for any particular purpose. Users should make their own judgements about those matters and/or seek independent advice. You assume all risks associated with use of the data provided on this page.

Race Results

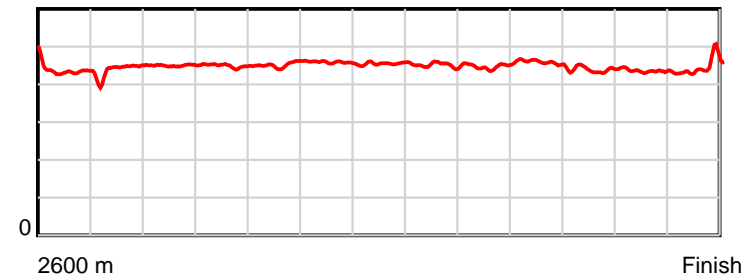
August 03, 2018, Race 5, HYNDS HANDICAP PACE, Distance 2600m, Addington - Survey 3200m

Result	TAB no.	Horse (Barrier)	2200m to	2000m to	1800m to	1600m to	1400m to	1200m to	1000m to	800m to	600m to	400m to	200m to	Total or	Margin
4th	9	Don Domingo (2)	2000m	1800m	1600m	1400m	1200m	1000m	800m	600m	400m	200m	WP	Average	
		Position in running (margin)	7(24.3)	7(22.2)	7(17.4)	7(11.0)	7(9.5)	7(7.6)	6(4.8)	6(5.1)	6(6.3)	4(3.6)	4(3.2)		5.70
		Sectional time (s)	15.09	14.69	15.02	15.34	14.54	14.56	14.71	15.00	14.55	14.18	14.24		
		Cumulative time (s)	161.92	146.83	132.14	117.12	101.78	87.24	72.68	57.97	42.97	28.42	14.24	3:17.04	
		Speed (m/s)	13.25	13.61	13.32	13.04	13.76	13.74	13.60	13.33	13.75	14.10	14.04	13.19	
		Stride length (m)	5.95	6.11	6.02	5.98	6.26	6.19	6.09	6.09	6.04	6.12	6.25	6.07	
		Stride duration (s)	0.449	0.449	0.452	0.458	0.455	0.451	0.448	0.457	0.439	0.434	0.445	0.460	
		Stride efficiency (%)	55.30	58.33	56.70	55.83	61.23	59.87	57.96	57.99	56.99	58.58	61.05	57.60	
		Stride count	33.62	32.74	33.20	33.46	31.95	32.31	32.84	32.83	33.12	32.67	32.00	428.23	

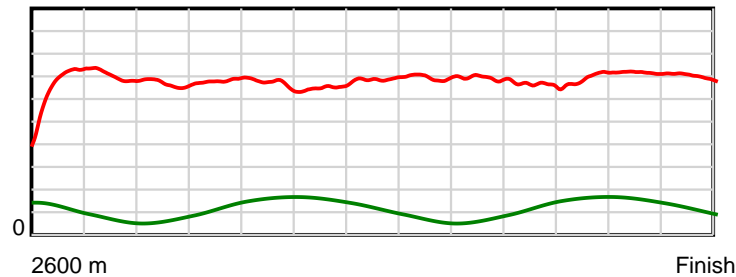
10 m Stride length



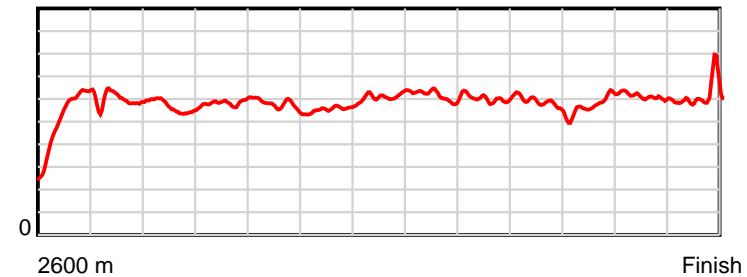
0.6 s Stride duration



20 m/sec Speed



100 % Stride efficiency



Note: Horizontal distance axis grid lines are 200m furlongs.

Disclaimer.

HRNZ and NZMTC and Thoroughbred Ratings Pty Ltd accepts no responsibility for the completeness or accuracy of any of the information contained herein, and makes no representations about its suitability for any particular purpose. Users should make their own judgements about those matters and/or seek independent advice. You assume all risks associated with use of the data provided on this page.



Race Results



August 03, 2018, Race 5, HYNDS HANDICAP PACE, Distance 2600m, Addington - Survey 3200m

Result	TAB no.	Horse (Barrier)	2600 to	2400m to
5th	8	Smarter VC (3)	2400m	2200m
		Position in running (margin)	-	5(6.5)
		Sectional time (s)	17.77	15.01
		Cumulative time (s)	197.54	179.77
		Speed (m/s)	11.25	13.32
		Stride length (m)	5.80	6.20
		Stride duration (s)	0.451	0.466
		Stride efficiency (%)	52.58	60.10
		Stride count	34.48	32.25

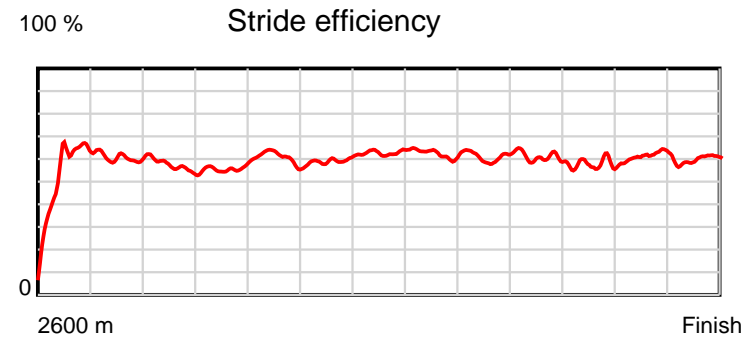
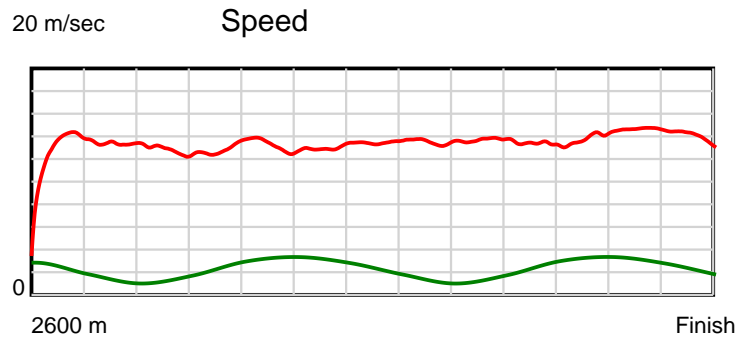
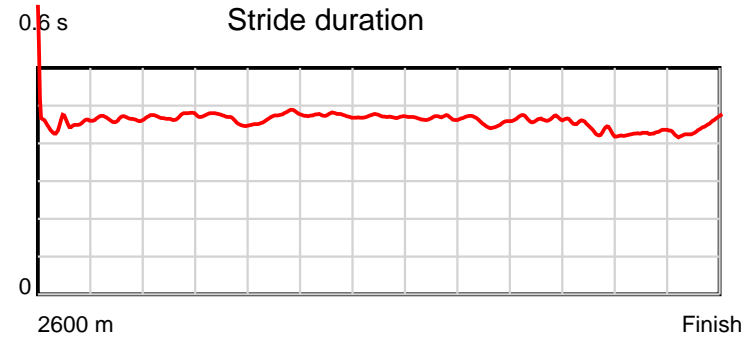
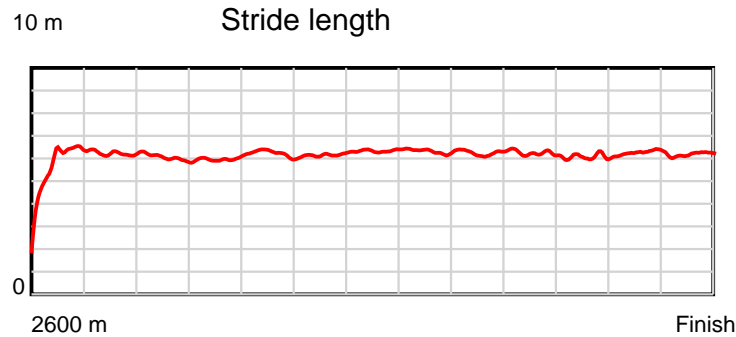
Disclaimer.

HRNZ and NZMTC and Thoroughbred Ratings Pty Ltd accepts no responsibility for the completeness or accuracy of any of the information contained herein, and makes no representations about its suitability for any particular purpose. Users should make their own judgements about those matters and/or seek independent advice. You assume all risks associated with use of the data provided on this page.

Race Results

August 03, 2018, Race 5, HYNDS HANDICAP PACE, Distance 2600m, Addington - Survey 3200m

Result	TAB no.	Horse (Barrier)	2200m to	2000m to	1800m to	1600m to	1400m to	1200m to	1000m to	800m to	600m to	400m to	200m to	Total or	Margin
5th	8	Smarter VC (3)	2000m	1800m	1600m	1400m	1200m	1000m	800m	600m	400m	200m	WP	Average	
		Position in running (margin)	5(10.4)	6(12.4)	5(12.7)	5(7.9)	5(6.5)	6(7.0)	7(6.1)	7(6.4)	7(7.5)	7(5.9)	6(4.8)		7.80
		Sectional time (s)	15.78	15.53	15.30	15.36	14.94	14.87	14.72	14.99	14.72	14.08	14.47		
		Cumulative time (s)	164.76	148.98	133.45	118.15	102.79	87.85	72.98	58.26	43.27	28.55	14.47	3:17.54	
		Speed (m/s)	12.67	12.88	13.07	13.02	13.39	13.45	13.59	13.34	13.59	14.20	13.82	13.16	
		Stride length (m)	5.97	6.00	6.17	6.18	6.31	6.29	6.20	6.22	5.97	6.07	6.15	6.11	
		Stride duration (s)	0.472	0.466	0.472	0.474	0.471	0.467	0.456	0.466	0.439	0.427	0.445	0.465	
		Stride efficiency (%)	55.78	56.26	59.44	59.63	62.14	61.76	60.13	60.38	55.62	57.58	59.11	58.41	
		Stride count	33.47	33.33	32.43	32.38	31.72	31.81	32.24	32.18	33.52	32.95	32.52	425.28	



Note: Horizontal distance axis grid lines are 200m furlongs.

Disclaimer.

HRNZ and NZMTC and Thoroughbred Ratings Pty Ltd accepts no responsibility for the completeness or accuracy of any of the information contained herein, and makes no representations about its suitability for any particular purpose. Users should make their own judgements about those matters and/or seek independent advice. You assume all risks associated with use of the data provided on this page.



Race Results



August 03, 2018, Race 5, HYNDS HANDICAP PACE, Distance 2600m, Addington - Survey 3200m

Result	TAB no.	Horse (Barrier)	2600 to	2400m to
6th	1	Friend (1)	2400m	2200m
		Position in running (margin)	-	1(0.0)
		Sectional time (s)	16.70	14.37
		Cumulative time (s)	198.12	181.42
		Speed (m/s)	11.98	13.92
		Stride length (m)	5.66	6.51
		Stride duration (s)	0.458	0.468
		Stride efficiency (%)	50.04	66.19
		Stride count	35.34	30.73

Disclaimer.

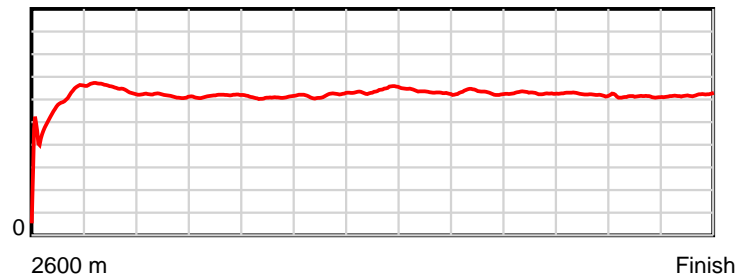
HRNZ and NZMTC and Thoroughbred Ratings Pty Ltd accepts no responsibility for the completeness or accuracy of any of the information contained herein, and makes no representations about its suitability for any particular purpose. Users should make their own judgements about those matters and/or seek independent advice. You assume all risks associated with use of the data provided on this page.

Race Results

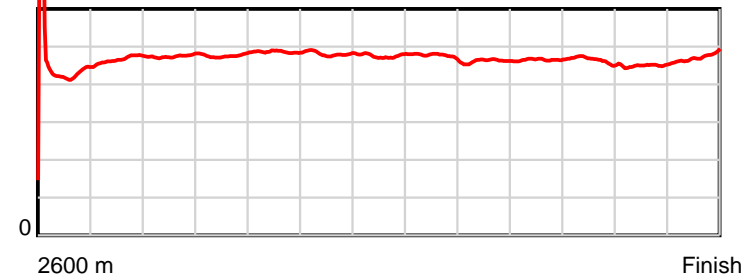
August 03, 2018, Race 5, HYNDS HANDICAP PACE, Distance 2600m, Addington - Survey 3200m

Result	TAB no.	Horse (Barrier)	2200m to	2000m to	1800m to	1600m to	1400m to	1200m to	1000m to	800m to	600m to	400m to	200m to	Total or	Margin
6th	1	Friend (1)	2000m	1800m	1600m	1400m	1200m	1000m	800m	600m	400m	200m	WP	Average	
		Position in running (margin)	1(0.0)	1(0.0)	1(0.0)	1(0.0)	1(0.0)	1(0.0)	1(0.0)	1(0.0)	1(0.0)	1(0.0)	3(2.9)		11.00
		Sectional time (s)	15.44	15.48	16.10	15.59	14.86	15.02	14.66	14.81	14.99	14.75	15.35		
		Cumulative time (s)	167.05	151.61	136.13	120.03	104.44	89.58	74.56	59.90	45.09	30.10	15.35	3:18.12	
		Speed (m/s)	12.95	12.92	12.42	12.83	13.46	13.32	13.64	13.50	13.34	13.56	13.03	13.12	
		Stride length (m)	6.15	6.15	6.04	6.17	6.40	6.34	6.30	6.28	6.20	6.09	6.16	6.18	
		Stride duration (s)	0.475	0.476	0.486	0.481	0.475	0.476	0.462	0.465	0.464	0.449	0.473	0.471	
		Stride efficiency (%)	59.08	59.09	56.93	59.55	63.99	62.78	61.97	61.65	59.98	58.03	59.36	59.71	
		Stride count	32.53	32.53	33.13	32.40	31.25	31.55	31.76	31.84	32.28	32.82	32.45	420.61	

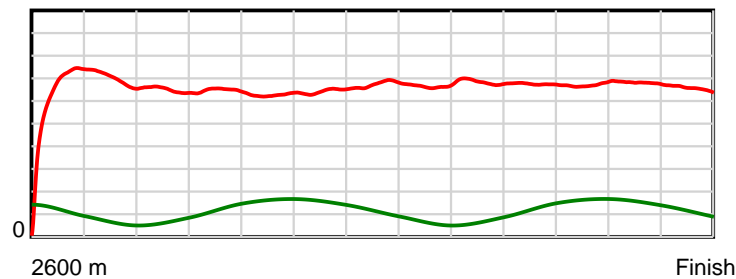
10 m Stride length



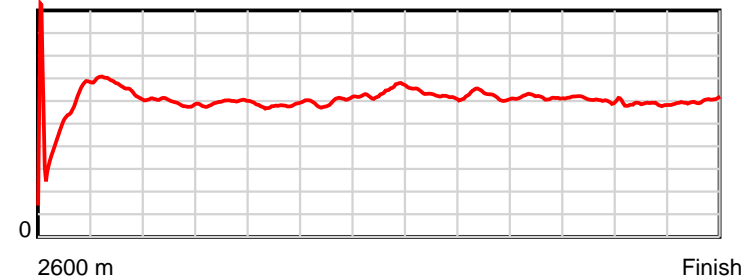
0.5 s Stride duration



20 m/sec Speed



100 % Stride efficiency



Note: Horizontal distance axis grid lines are 200m furlongs.

Disclaimer.

HRNZ and NZMTC and Thoroughbred Ratings Pty Ltd accepts no responsibility for the completeness or accuracy of any of the information contained herein, and makes no representations about its suitability for any particular purpose. Users should make their own judgements about those matters and/or seek independent advice. You assume all risks associated with use of the data provided on this page.



Race Results



August 03, 2018, Race 5, HYNDS HANDICAP PACE, Distance 2600m, Addington - Survey 3200m

Result	TAB no.	Horse (Barrier)	2600 to	2400m to
7th	5	Regal Major (7)	2400m	2200m
		Position in running (margin)	-	3(3.0)
		Sectional time (s)	17.21	14.48
		Cumulative time (s)	206.80	189.59
		Speed (m/s)	11.62	13.81
		Stride length (m)	5.51	6.20
		Stride duration (s)	0.452	0.449
		Stride efficiency (%)	47.45	60.12
		Stride count	36.29	32.24

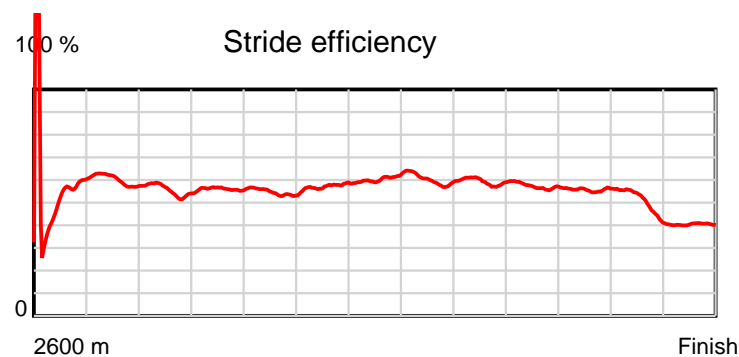
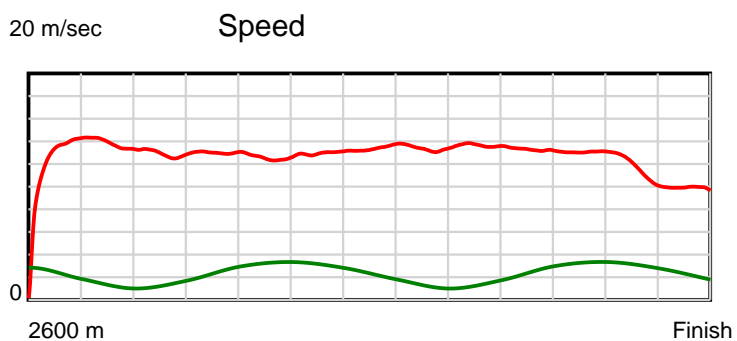
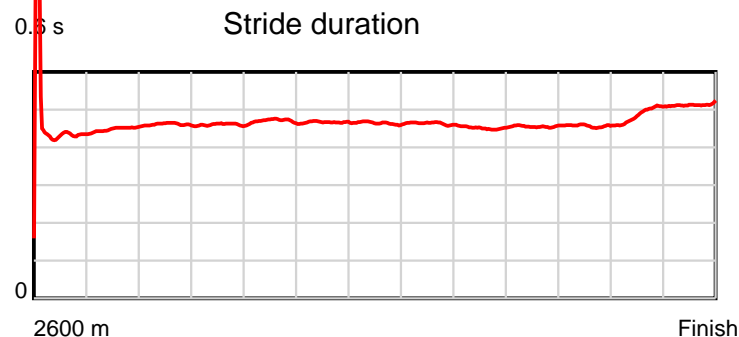
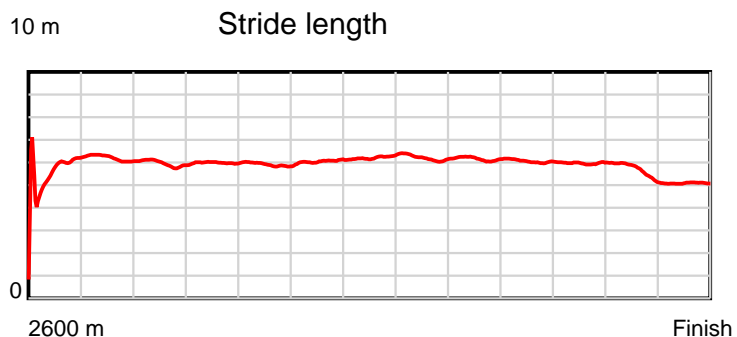
Disclaimer.

HRNZ and NZMTC and Thoroughbred Ratings Pty Ltd accepts no responsibility for the completeness or accuracy of any of the information contained herein, and makes no representations about its suitability for any particular purpose. Users should make their own judgements about those matters and/or seek independent advice. You assume all risks associated with use of the data provided on this page.

Race Results

August 03, 2018, Race 5, HYNDS HANDICAP PACE, Distance 2600m, Addington - Survey 3200m

Result	TAB no.	Horse (Barrier)	2200m to	2000m to	1800m to	1600m to	1400m to	1200m to	1000m to	800m to	600m to	400m to	200m to	Total or	Margin
7th	5	Regal Major (7)	2000m	1800m	1600m	1400m	1200m	1000m	800m	600m	400m	200m	WP	Average	
		Position in running (margin)	2(3.7)	2(4.3)	2(3.9)	2(2.9)	2(2.1)	2(2.7)	3(2.0)	3(2.1)	4(3.7)	5(5.4)	7(25.0)		58.80
		Sectional time (s)	15.53	15.42	15.94	15.44	14.96	14.90	14.68	15.08	15.27	17.53	20.36		
		Cumulative time (s)	175.11	159.58	144.16	128.22	112.78	97.82	82.92	68.24	53.16	37.89	20.36	3:26.80	
		Speed (m/s)	12.88	12.97	12.55	12.95	13.37	13.42	13.62	13.26	13.10	11.41	9.82	12.57	
		Stride length (m)	5.94	5.97	5.90	6.04	6.21	6.22	6.15	6.04	5.98	5.59	5.05	5.89	
		Stride duration (s)	0.461	0.460	0.470	0.466	0.464	0.463	0.451	0.455	0.457	0.490	0.514	0.468	
		Stride efficiency (%)	55.04	55.65	54.48	57.00	60.24	60.38	59.06	56.97	55.97	48.75	39.81	54.17	
		Stride count	33.70	33.51	33.87	33.12	32.21	32.17	32.53	33.12	33.42	35.81	39.62	441.61	



Note: Horizontal distance axis grid lines are 200m furlongs.

Disclaimer.

HRNZ and NZMTC and Thoroughbred Ratings Pty Ltd accepts no responsibility for the completeness or accuracy of any of the information contained herein, and makes no representations about its suitability for any particular purpose. Users should make their own judgements about those matters and/or seek independent advice. You assume all risks associated with use of the data provided on this page.