



Race Results

NZ Metropolitan Trotting Club Inc, HRNZ, August 03, 2018

Compilation date: August 3, 2018, 7:45:38 PM (NZST)

Copyright © 2018 HRNZ and NZMTC. All rights reserved.

Trademarks.

StrideMASTER is a registered trademark of Thoroughbred Ratings Pty Ltd.

Disclaimer.

HRNZ and NZMTC and Thoroughbred Ratings Pty Ltd accepts no responsibility for the completeness or accuracy of any of the information contained herein, and makes no representations about its suitability for any particular purpose. Users should make their own judgements about those matters and/or seek independent advice. You assume all risks associated with use of the data provided on this page.



Race Results



August 03, 2018, Race 6, TAVISTOCK BREEDING HANDICAP TROT, Distance 2600m, Addington - Survey 3200m

Result	TAB no.	Horse (Barrier)	2600 to	2400m to
1st	8	Firenze (4)	2400m	2200m
		Position in running (margin)	-	6(10.2)
		Sectional time (s)	19.21	15.02
		Cumulative time (s)	202.97	183.76
		Speed (m/s)	10.41	13.32
		Stride length (m)	5.37	5.83
		Stride duration (s)	0.458	0.438
		Stride efficiency (%)	45.00	53.17
		Stride count	37.27	34.29

Disclaimer.

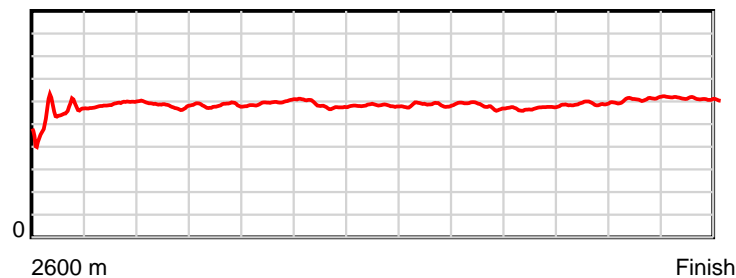
HRNZ and NZMTC and Thoroughbred Ratings Pty Ltd accepts no responsibility for the completeness or accuracy of any of the information contained herein, and makes no representations about its suitability for any particular purpose. Users should make their own judgements about those matters and/or seek independent advice. You assume all risks associated with use of the data provided on this page.

Race Results

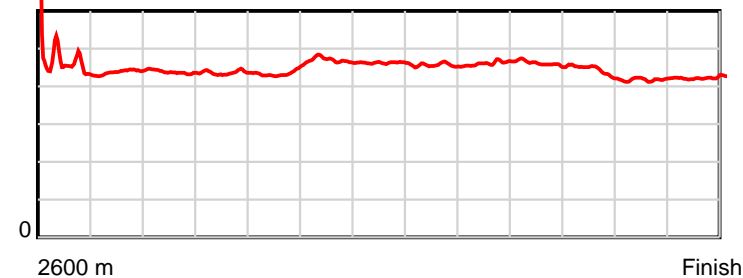
August 03, 2018, Race 6, TAVISTOCK BREEDING HANDICAP TROT, Distance 2600m, Addington - Survey 3200m

Result	TAB no.	Horse (Barrier)	2200m to	2000m to	1800m to	1600m to	1400m to	1200m to	1000m to	800m to	600m to	400m to	200m to	Total or	Margin
1st	8	Firenze (4)	2000m	1800m	1600m	1400m	1200m	1000m	800m	600m	400m	200m	WP	Average	
		Position in running (margin)	6(9.8)	6(10.6)	6(9.7)	5(5.7)	4(4.2)	4(3.7)	5(4.8)	6(6.7)	5(5.9)	4(4.6)	1(0.0)		0.00
		Sectional time (s)	15.47	14.94	14.90	16.17	15.86	15.77	16.45	16.04	15.28	13.94	13.92		
		Cumulative time (s)	168.74	153.27	138.33	123.43	107.26	91.40	75.63	59.18	43.14	27.86	13.92	3:22.97	
		Speed (m/s)	12.93	13.39	13.42	12.37	12.61	12.68	12.16	12.47	13.09	14.35	14.37	12.81	
		Stride length (m)	5.65	5.84	5.86	5.80	5.83	5.78	5.63	5.74	5.73	6.01	6.08	5.78	
		Stride duration (s)	0.437	0.436	0.437	0.469	0.462	0.456	0.463	0.460	0.438	0.419	0.423	0.451	
		Stride efficiency (%)	49.97	53.26	53.74	52.66	53.08	52.19	49.45	51.41	51.34	56.37	57.82	52.13	
		Stride count	35.37	34.26	34.10	34.45	34.32	34.61	35.55	34.87	34.89	33.30	32.88	450.16	

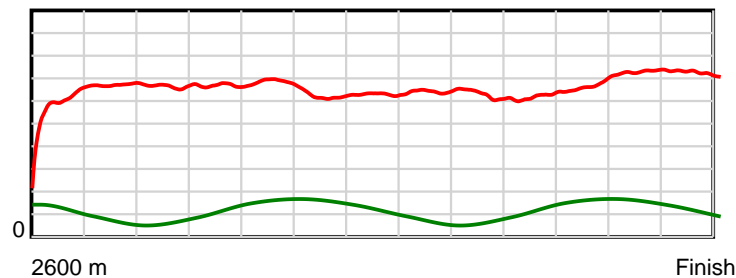
10 m Stride length



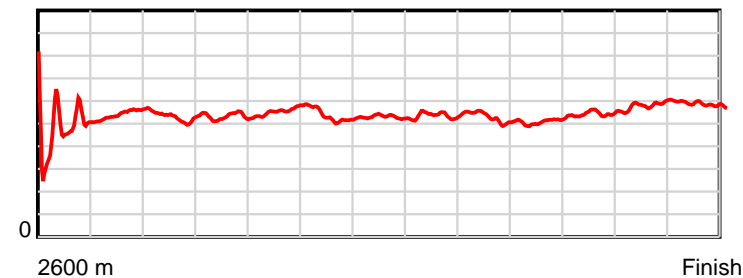
0.6 s Stride duration



20 m/sec Speed



100 % Stride efficiency



Note: Horizontal distance axis grid lines are 200m furlongs.

Disclaimer.

HRNZ and NZMTC and Thoroughbred Ratings Pty Ltd accepts no responsibility for the completeness or accuracy of any of the information contained herein, and makes no representations about its suitability for any particular purpose. Users should make their own judgements about those matters and/or seek independent advice. You assume all risks associated with use of the data provided on this page.



Race Results



August 03, 2018, Race 6, TAVISTOCK BREEDING HANDICAP TROT, Distance 2600m, Addington - Survey 3200m

Result	TAB no.	Horse (Barrier)	2600 to	2400m to
2nd	1	Medusa (2)		
		Position in running (margin)		
		Sectional time (s)		
		Cumulative time (s)		
		Speed (m/s)		
		Stride length (m)		
		Stride duration (s)		
		Stride efficiency (%)		
		Stride count		

Disclaimer.

HRNZ and NZMTC and Thoroughbred Ratings Pty Ltd accepts no responsibility for the completeness or accuracy of any of the information contained herein, and makes no representations about its suitability for any particular purpose. Users should make their own judgements about those matters and/or seek independent advice. You assume all risks associated with use of the data provided on this page.




Race Results



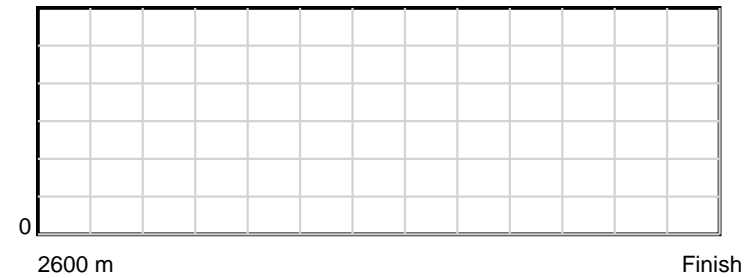
August 03, 2018, Race 6, TAVISTOCK BREEDING HANDICAP TROT, Distance 2600m, Addington - Survey 3200m

Result	TAB no.	Horse (Barrier)	2200m to	2000m to	1800m to	1600m to	1400m to	1200m to	1000m to	800m to	600m to	400m to	200m to	Total or	Margin
2nd	1	Medusa (2)													
		Position in running (margin)													
		Sectional time (s)													
		Cumulative time (s)													
		Speed (m/s)													
		Stride length (m)													
		Stride duration (s)													
		Stride efficiency (%)													
		Stride count													


10 m Stride length




0.6 s Stride duration



20 m/sec Speed



100 % Stride efficiency



Note: Horizontal distance axis grid lines are 200m furlongs.

Disclaimer.

HRNZ and NZMTC and Thoroughbred Ratings Pty Ltd accepts no responsibility for the completeness or accuracy of any of the information contained herein, and makes no representations about its suitability for any particular purpose. Users should make their own judgements about those matters and/or seek independent advice. You assume all risks associated with use of the data provided on this page.



Race Results



August 03, 2018, Race 6, TAVISTOCK BREEDING HANDICAP TROT, Distance 2600m, Addington - Survey 3200m

Result	TAB no.	Horse (Barrier)	2600 to	2400m to
3rd	2	Rum In The Sun (5)	2400m	2200m
		Position in running (margin)	-	4(7.2)
		Sectional time (s)	18.63	14.81
		Cumulative time (s)	203.40	184.77
		Speed (m/s)	10.74	13.50
		Stride length (m)	5.74	6.12
		Stride duration (s)	0.504	0.453
		Stride efficiency (%)	51.52	58.52
		Stride count	34.83	32.68

Disclaimer.

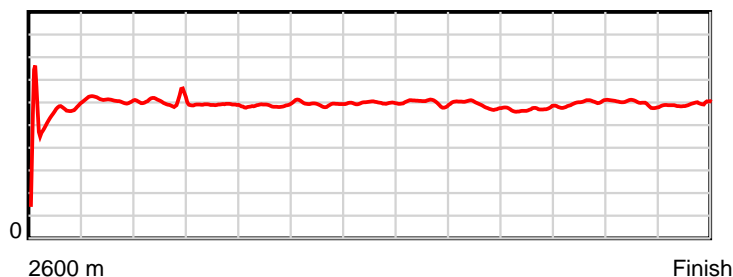
HRNZ and NZMTC and Thoroughbred Ratings Pty Ltd accepts no responsibility for the completeness or accuracy of any of the information contained herein, and makes no representations about its suitability for any particular purpose. Users should make their own judgements about those matters and/or seek independent advice. You assume all risks associated with use of the data provided on this page.

Race Results

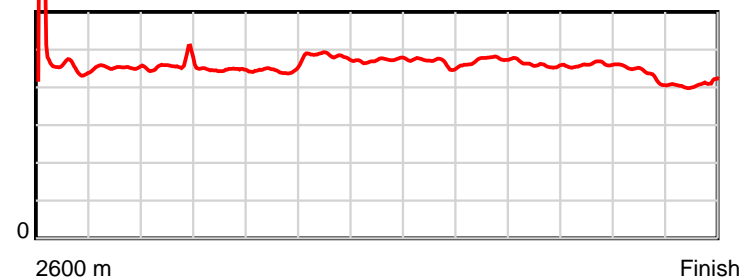
August 03, 2018, Race 6, TAVISTOCK BREEDING HANDICAP TROT, Distance 2600m, Addington - Survey 3200m

Result	TAB no.	Horse (Barrier)	2200m to	2000m to	1800m to	1600m to	1400m to	1200m to	1000m to	800m to	600m to	400m to	200m to	Total or	Margin
3rd	2	Rum In The Sun (5)	2000m	1800m	1600m	1400m	1200m	1000m	800m	600m	400m	200m	WP	Average	
		Position in running (margin)	4(5.6)	4(5.9)	4(6.4)	4(5.0)	5(4.5)	5(3.9)	4(3.4)	4(4.4)	4(4.0)	5(4.6)	5(3.4)		2.40
		Sectional time (s)	15.38	15.17	15.34	16.33	15.85	15.50	16.32	16.10	15.60	14.51	13.86		
		Cumulative time (s)	169.96	154.58	139.41	124.07	107.74	91.89	76.39	60.07	43.97	28.37	13.86	3:23.40	
		Speed (m/s)	13.00	13.18	13.04	12.25	12.62	12.90	12.25	12.42	12.82	13.78	14.43	12.78	
		Stride length (m)	5.95	5.89	5.81	5.92	5.97	6.02	5.79	5.72	5.90	5.99	5.89	5.90	
		Stride duration (s)	0.457	0.447	0.446	0.484	0.473	0.466	0.472	0.460	0.460	0.434	0.408	0.461	
		Stride efficiency (%)	55.25	54.16	52.73	54.83	55.64	56.56	52.36	51.10	54.35	56.01	54.21	54.35	
		Stride count	33.64	33.97	34.43	33.76	33.52	33.24	34.55	34.97	33.91	33.41	33.96	440.87	

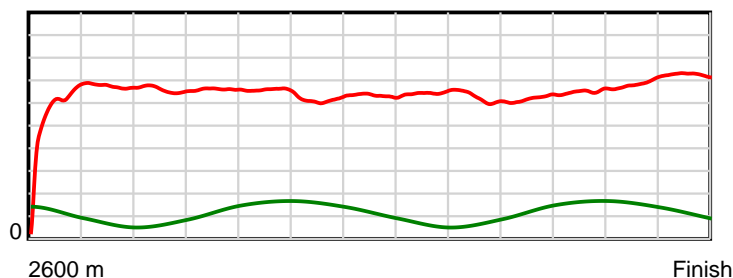
10 m Stride length



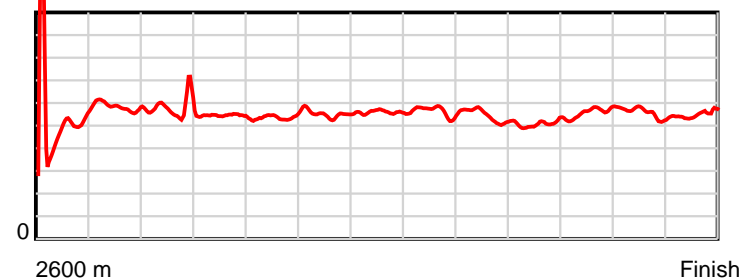
0.5 s Stride duration



20 m/sec Speed



100 % Stride efficiency



Note: Horizontal distance axis grid lines are 200m furlongs.

Disclaimer.

HRNZ and NZMTC and Thoroughbred Ratings Pty Ltd accepts no responsibility for the completeness or accuracy of any of the information contained herein, and makes no representations about its suitability for any particular purpose. Users should make their own judgements about those matters and/or seek independent advice. You assume all risks associated with use of the data provided on this page.



Race Results



August 03, 2018, Race 6, TAVISTOCK BREEDING HANDICAP TROT, Distance 2600m, Addington - Survey 3200m

Result	TAB no.	Horse (Barrier)	2600 to	2400m to
4th	7	Beyond The Hor... (3)	2400m	2200m
		Position in running (margin)	-	7(10.7)
		Sectional time (s)	19.23	15.26
		Cumulative time (s)	203.43	184.20
		Speed (m/s)	10.40	13.11
		Stride length (m)	5.49	6.05
		Stride duration (s)	0.470	0.462
		Stride efficiency (%)	47.02	57.27
		Stride count	36.46	33.04

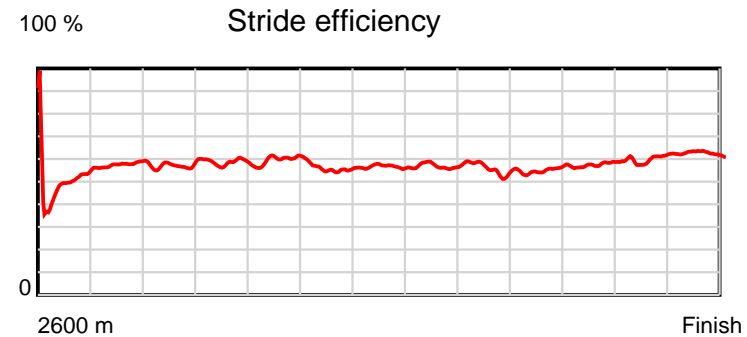
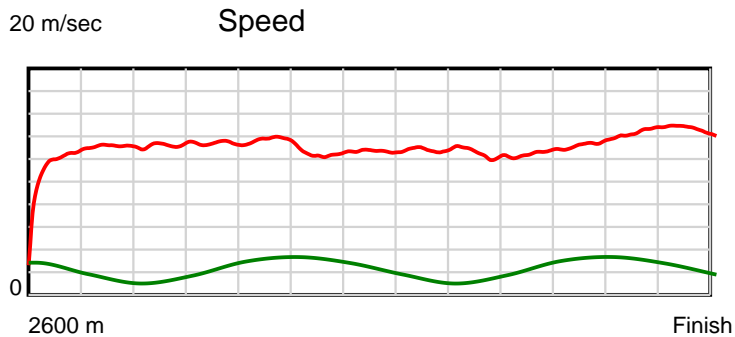
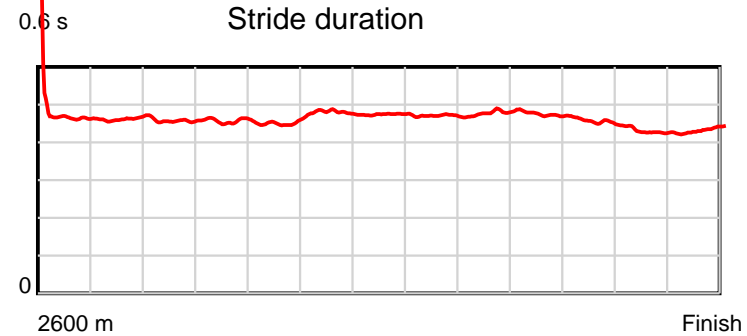
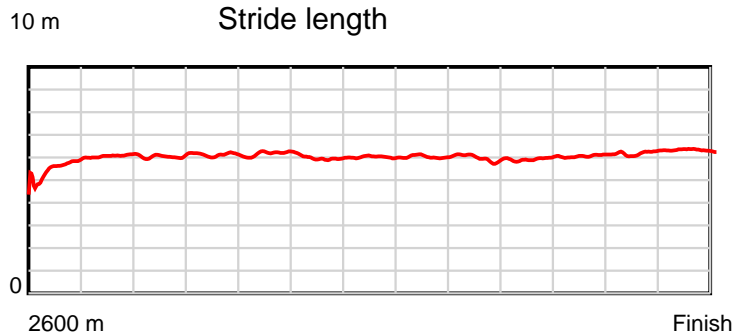
Disclaimer.

HRNZ and NZMTC and Thoroughbred Ratings Pty Ltd accepts no responsibility for the completeness or accuracy of any of the information contained herein, and makes no representations about its suitability for any particular purpose. Users should make their own judgements about those matters and/or seek independent advice. You assume all risks associated with use of the data provided on this page.

Race Results

August 03, 2018, Race 6, TAVISTOCK BREEDING HANDICAP TROT, Distance 2600m, Addington - Survey 3200m

Result	TAB no.	Horse (Barrier)	2200m to	2000m to	1800m to	1600m to	1400m to	1200m to	1000m to	800m to	600m to	400m to	200m to	Total or	Margin
4th	7	Beyond The Hor... (3)	2000m	1800m	1600m	1400m	1200m	1000m	800m	600m	400m	200m	WP	Average	
		Position in running (margin)	7(11.7)	7(12.2)	7(11.3)	7(7.2)	7(7.0)	7(6.0)	7(7.4)	7(8.0)	7(7.4)	7(6.4)	7(4.2)		2.60
		Sectional time (s)	15.41	14.93	14.90	16.39	15.77	15.82	16.26	16.05	15.34	14.35	13.72		
		Cumulative time (s)	168.94	153.53	138.60	123.70	107.31	91.54	75.72	59.46	43.41	28.07	13.72	3:23.43	
		Speed (m/s)	12.98	13.40	13.42	12.20	12.68	12.64	12.30	12.46	13.04	13.94	14.58	12.78	
		Stride length (m)	5.94	6.13	6.06	5.86	6.02	5.95	5.88	5.91	5.94	5.98	6.33	5.96	
		Stride duration (s)	0.458	0.457	0.451	0.480	0.474	0.470	0.478	0.475	0.455	0.429	0.434	0.466	
		Stride efficiency (%)	55.14	58.69	57.30	53.62	56.55	55.26	54.05	54.65	55.10	55.93	62.53	55.46	
		Stride count	33.67	32.64	33.03	34.14	33.25	33.63	34.01	33.82	33.68	33.43	31.62	436.42	



Note: Horizontal distance axis grid lines are 200m furlongs.

Disclaimer.

HRNZ and NZMTC and Thoroughbred Ratings Pty Ltd accepts no responsibility for the completeness or accuracy of any of the information contained herein, and makes no representations about its suitability for any particular purpose. Users should make their own judgements about those matters and/or seek independent advice. You assume all risks associated with use of the data provided on this page.



Race Results



August 03, 2018, Race 6, TAVISTOCK BREEDING HANDICAP TROT, Distance 2600m, Addington - Survey 3200m

Result	TAB no.	Horse (Barrier)	2600 to	2400m to
5th	6	Jerry Garcia (0)	2400m	2200m
		Position in running (margin)	-	3(2.7)
		Sectional time (s)	17.94	14.97
		Cumulative time (s)	203.44	185.50
		Speed (m/s)	11.15	13.36
		Stride length (m)	5.72	6.11
		Stride duration (s)	0.501	0.457
		Stride efficiency (%)	51.10	58.24
		Stride count	34.97	32.76

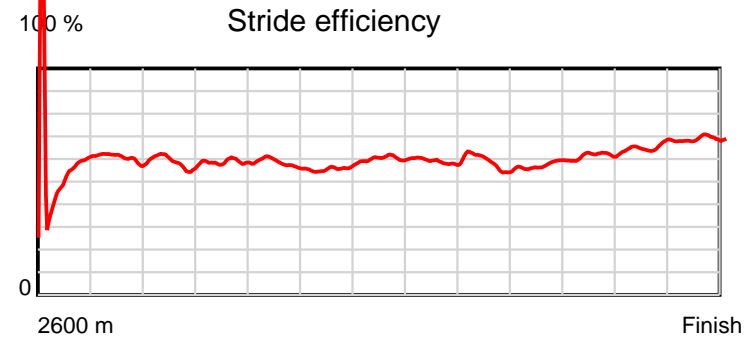
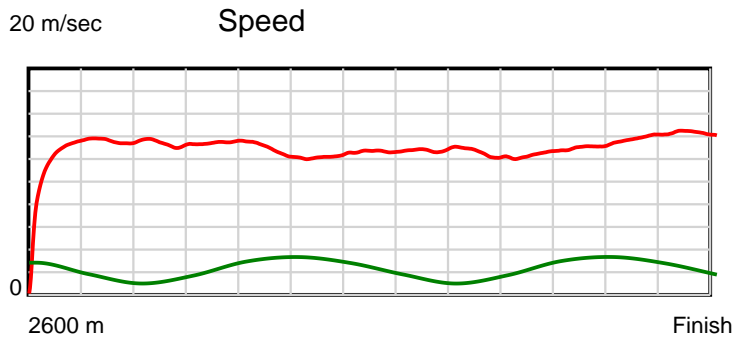
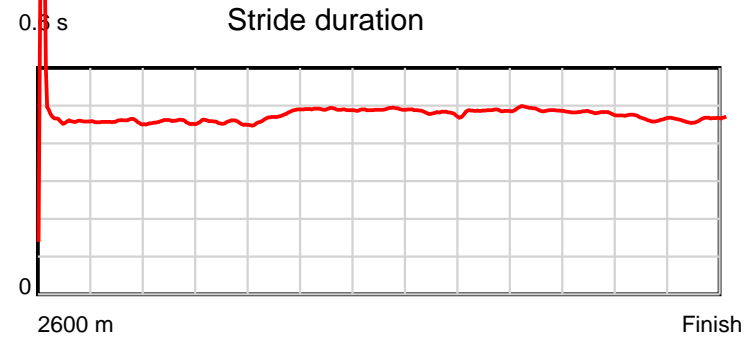
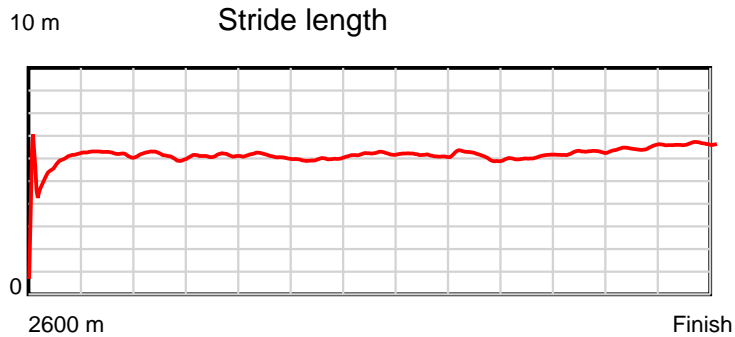
Disclaimer.

HRNZ and NZMTC and Thoroughbred Ratings Pty Ltd accepts no responsibility for the completeness or accuracy of any of the information contained herein, and makes no representations about its suitability for any particular purpose. Users should make their own judgements about those matters and/or seek independent advice. You assume all risks associated with use of the data provided on this page.

Race Results

August 03, 2018, Race 6, TAVISTOCK BREEDING HANDICAP TROT, Distance 2600m, Addington - Survey 3200m

Result	TAB no.	Horse (Barrier)	2200m to	2000m to	1800m to	1600m to	1400m to	1200m to	1000m to	800m to	600m to	400m to	200m to	Total or	Margin
5th	6	Jerry Garcia (0)	2000m	1800m	1600m	1400m	1200m	1000m	800m	600m	400m	200m	WP	Average	
		Position in running (margin)	2(2.0)	2(1.6)	1(0.0)	3(1.9)	3(2.6)	3(1.6)	3(2.9)	3(4.2)	3(3.6)	3(3.8)	4(2.4)		2.60
		Sectional time (s)	15.26	14.82	15.91	16.52	15.78	15.81	16.37	16.07	15.52	14.48	13.99		
		Cumulative time (s)	170.53	155.27	140.45	124.54	108.02	92.24	76.43	60.06	43.99	28.47	13.99	3:23.44	
		Speed (m/s)	13.11	13.50	12.57	12.11	12.67	12.65	12.22	12.45	12.89	13.81	14.30	12.78	
		Stride length (m)	5.99	6.14	5.98	5.93	6.21	6.08	5.95	6.08	6.19	6.44	6.64	6.10	
		Stride duration (s)	0.457	0.455	0.476	0.490	0.490	0.480	0.487	0.489	0.480	0.466	0.464	0.478	
		Stride efficiency (%)	56.11	58.95	55.92	54.94	60.31	57.76	55.40	57.86	59.85	64.77	68.85	58.24	
		Stride count	33.38	32.56	33.43	33.73	32.19	32.90	33.59	32.87	32.32	31.07	30.13	425.90	



Note: Horizontal distance axis grid lines are 200m furlongs.

Disclaimer.

HRNZ and NZMTC and Thoroughbred Ratings Pty Ltd accepts no responsibility for the completeness or accuracy of any of the information contained herein, and makes no representations about its suitability for any particular purpose. Users should make their own judgements about those matters and/or seek independent advice. You assume all risks associated with use of the data provided on this page.



Race Results



August 03, 2018, Race 6, TAVISTOCK BREEDING HANDICAP TROT, Distance 2600m, Addington - Survey 3200m

Result	TAB no.	Horse (Barrier)	2600 to	2400m to
6th	4	The Bloss (7)	2400m	2200m
		Position in running (margin)	-	2(1.9)
		Sectional time (s)	17.77	15.20
		Cumulative time (s)	203.69	185.92
		Speed (m/s)	11.26	13.16
		Stride length (m)	5.24	5.95
		Stride duration (s)	0.465	0.452
		Stride efficiency (%)	42.96	55.33
		Stride count	38.14	33.61

Disclaimer.

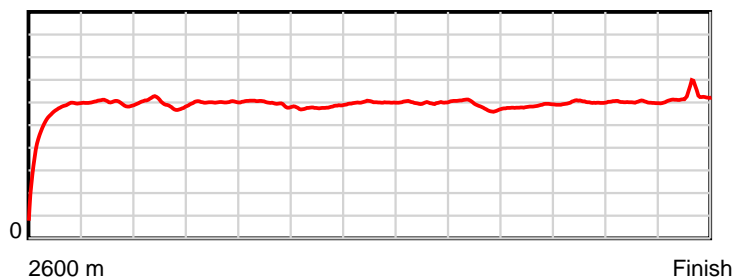
HRNZ and NZMTC and Thoroughbred Ratings Pty Ltd accepts no responsibility for the completeness or accuracy of any of the information contained herein, and makes no representations about its suitability for any particular purpose. Users should make their own judgements about those matters and/or seek independent advice. You assume all risks associated with use of the data provided on this page.

Race Results

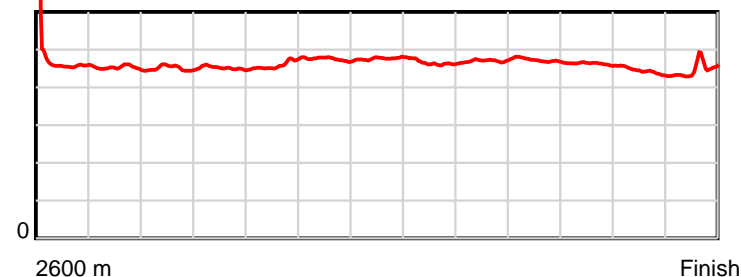
August 03, 2018, Race 6, TAVISTOCK BREEDING HANDICAP TROT, Distance 2600m, Addington - Survey 3200m

Result	TAB no.	Horse (Barrier)	2200m to	2000m to	1800m to	1600m to	1400m to	1200m to	1000m to	800m to	600m to	400m to	200m to	Total or	Margin
6th	4	The Bloss (7)	2000m	1800m	1600m	1400m	1200m	1000m	800m	600m	400m	200m	WP	Average	
		Position in running (margin)	3(2.6)	3(2.4)	3(2.1)	2(1.7)	2(1.8)	2(1.3)	2(1.8)	2(2.3)	2(2.1)	2(2.0)	3(2.2)		4.00
		Sectional time (s)	15.29	15.04	15.52	16.43	15.86	15.67	16.22	16.13	15.49	14.74	14.33		
		Cumulative time (s)	170.72	155.43	140.39	124.87	108.44	92.58	76.91	60.69	44.56	29.07	14.33	3:23.69	
		Speed (m/s)	13.08	13.30	12.89	12.17	12.61	12.76	12.33	12.40	12.91	13.57	13.96	12.76	
		Stride length (m)	5.89	6.01	5.93	5.78	6.01	5.93	5.80	5.86	5.97	6.00	6.24	5.89	
		Stride duration (s)	0.451	0.452	0.460	0.475	0.477	0.465	0.471	0.472	0.462	0.442	0.447	0.461	
		Stride efficiency (%)	54.30	56.38	54.92	52.19	56.41	55.01	52.62	53.59	55.68	56.29	60.92	54.12	
		Stride count	33.93	33.30	33.74	34.61	33.29	33.71	34.47	34.15	33.50	33.32	32.03	441.80	

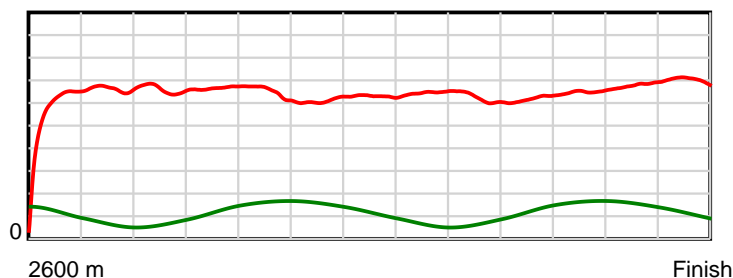
10 m Stride length



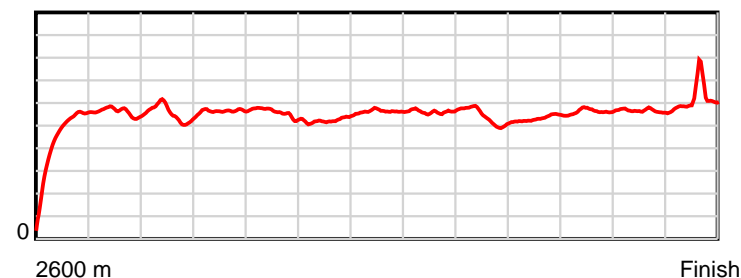
0.5 s Stride duration



20 m/sec Speed



100 % Stride efficiency



Note: Horizontal distance axis grid lines are 200m furlongs.

Disclaimer.

HRNZ and NZMTC and Thoroughbred Ratings Pty Ltd accepts no responsibility for the completeness or accuracy of any of the information contained herein, and makes no representations about its suitability for any particular purpose. Users should make their own judgements about those matters and/or seek independent advice. You assume all risks associated with use of the data provided on this page.



Race Results



August 03, 2018, Race 6, TAVISTOCK BREEDING HANDICAP TROT, Distance 2600m, Addington - Survey 3200m

Result	TAB no.	Horse (Barrier)	2600 to	2400m to
7th	9	Splash Cola (1)	2400m	2200m
		Position in running (margin)	-	5(7.6)
		Sectional time (s)	18.74	15.17
		Cumulative time (s)	203.71	184.97
		Speed (m/s)	10.67	13.18
		Stride length (m)	6.01	6.19
		Stride duration (s)	0.469	0.470
		Stride efficiency (%)	56.37	59.97
		Stride count	33.30	32.28

Disclaimer.

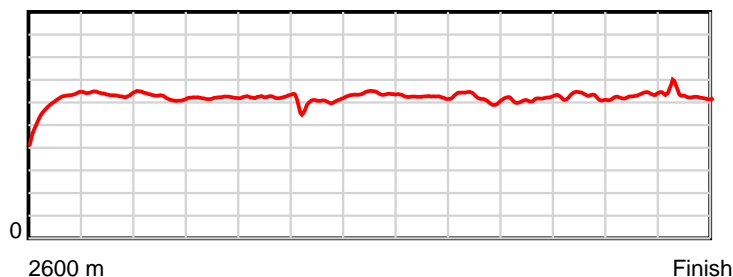
HRNZ and NZMTC and Thoroughbred Ratings Pty Ltd accepts no responsibility for the completeness or accuracy of any of the information contained herein, and makes no representations about its suitability for any particular purpose. Users should make their own judgements about those matters and/or seek independent advice. You assume all risks associated with use of the data provided on this page.

Race Results

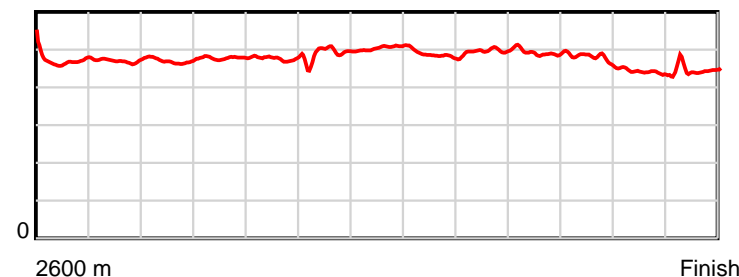
August 03, 2018, Race 6, TAVISTOCK BREEDING HANDICAP TROT, Distance 2600m, Addington - Survey 3200m

Result	TAB no.	Horse (Barrier)	2200m to	2000m to	1800m to	1600m to	1400m to	1200m to	1000m to	800m to	600m to	400m to	200m to	Total or	Margin
7th	9	Splash Cola (1)	2000m	1800m	1600m	1400m	1200m	1000m	800m	600m	400m	200m	WP	Average	
		Position in running (margin)	5(8.1)	5(8.2)	5(8.6)	6(6.9)	6(6.3)	6(5.5)	6(5.4)	5(6.2)	6(6.4)	6(6.0)	6(3.4)		4.10
		Sectional time (s)	15.33	15.16	15.28	16.31	15.82	15.56	16.28	16.21	15.44	14.28	14.13		
		Cumulative time (s)	169.80	154.47	139.31	124.03	107.72	91.90	76.34	60.06	43.85	28.41	14.13	3:23.71	
		Speed (m/s)	13.05	13.19	13.09	12.26	12.64	12.85	12.29	12.34	12.95	14.01	14.15	12.76	
		Stride length (m)	6.13	6.30	6.25	5.98	6.39	6.24	6.10	6.08	6.18	6.16	6.31	6.18	
		Stride duration (s)	0.470	0.478	0.478	0.487	0.505	0.486	0.497	0.493	0.477	0.440	0.446	0.484	
		Stride efficiency (%)	58.81	61.99	61.08	55.81	63.72	60.84	58.24	57.75	59.59	59.23	62.25	59.60	
		Stride count	32.60	31.76	31.99	33.47	31.32	32.05	32.76	32.90	32.39	32.48	31.69	420.99	

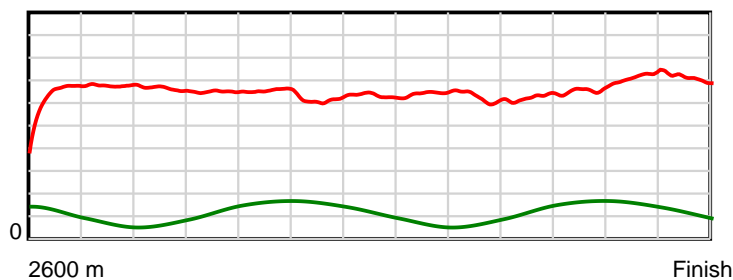
10 m Stride length



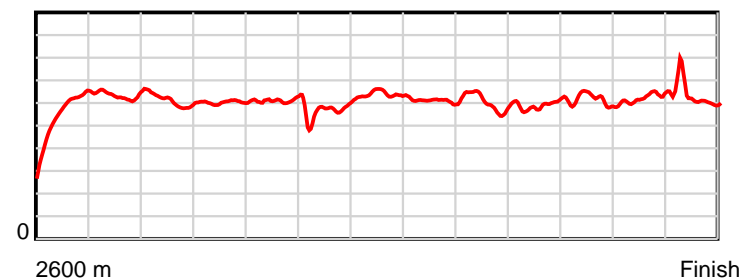
0.6 s Stride duration



20 m/sec Speed



100 % Stride efficiency



Note: Horizontal distance axis grid lines are 200m furlongs.

Disclaimer.

HRNZ and NZMTC and Thoroughbred Ratings Pty Ltd accepts no responsibility for the completeness or accuracy of any of the information contained herein, and makes no representations about its suitability for any particular purpose. Users should make their own judgements about those matters and/or seek independent advice. You assume all risks associated with use of the data provided on this page.



Race Results



August 03, 2018, Race 6, TAVISTOCK BREEDING HANDICAP TROT, Distance 2600m, Addington - Survey 3200m

Result	TAB no.	Horse (Barrier)	2600 to	2400m to
8th	5	Redwood Invasi... (8)	2400m	2200m
		Position in running (margin)	-	1(0.0)
		Sectional time (s)	17.32	15.09
		Cumulative time (s)	204.06	186.74
		Speed (m/s)	11.55	13.25
		Stride length (m)	5.35	5.80
		Stride duration (s)	0.468	0.438
		Stride efficiency (%)	44.78	52.60
		Stride count	37.36	34.47

Disclaimer.

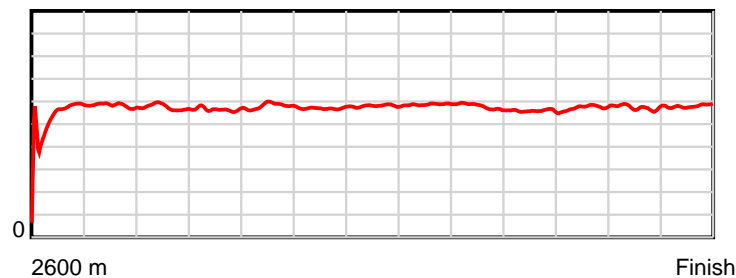
HRNZ and NZMTC and Thoroughbred Ratings Pty Ltd accepts no responsibility for the completeness or accuracy of any of the information contained herein, and makes no representations about its suitability for any particular purpose. Users should make their own judgements about those matters and/or seek independent advice. You assume all risks associated with use of the data provided on this page.

Race Results

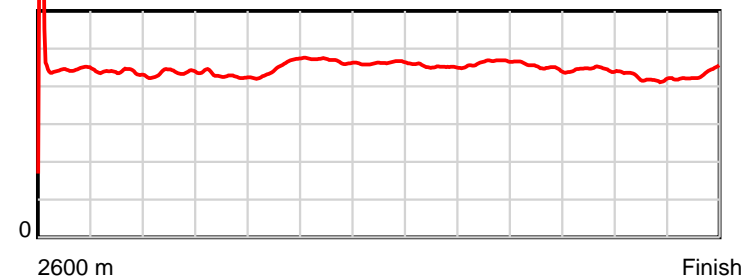
August 03, 2018, Race 6, TAVISTOCK BREEDING HANDICAP TROT, Distance 2600m, Addington - Survey 3200m

Result	TAB no.	Horse (Barrier)	2200m to	2000m to	1800m to	1600m to	1400m to	1200m to	1000m to	800m to	600m to	400m to	200m to	Total or	Margin
8th	5	Redwood Invasi... (8)	2000m	1800m	1600m	1400m	1200m	1000m	800m	600m	400m	200m	WP	Average	
		Position in running (margin)	1(0.0)	1(0.0)	2(0.1)	1(0.0)	1(0.0)	1(0.0)	1(0.0)	1(0.0)	1(0.0)	1(0.0)	2(0.8)		6.10
		Sectional time (s)	15.32	15.10	15.57	16.41	15.95	15.59	16.15	16.17	15.50	14.84	15.05		
		Cumulative time (s)	171.65	156.33	141.23	125.66	109.25	93.30	77.71	61.56	45.39	29.89	15.05	3:24.06	
		Speed (m/s)	13.05	13.25	12.85	12.19	12.54	12.83	12.38	12.37	12.90	13.48	13.29	12.74	
		Stride length (m)	5.68	5.68	5.77	5.71	5.80	5.81	5.74	5.59	5.74	5.70	5.75	5.70	
		Stride duration (s)	0.436	0.429	0.449	0.468	0.462	0.453	0.463	0.452	0.445	0.423	0.432	0.447	
		Stride efficiency (%)	50.49	50.50	52.04	50.92	52.48	52.84	51.44	48.83	51.47	50.80	51.63	50.77	
		Stride count	35.19	35.18	34.66	35.04	34.51	34.39	34.86	35.78	34.85	35.08	34.79	456.16	

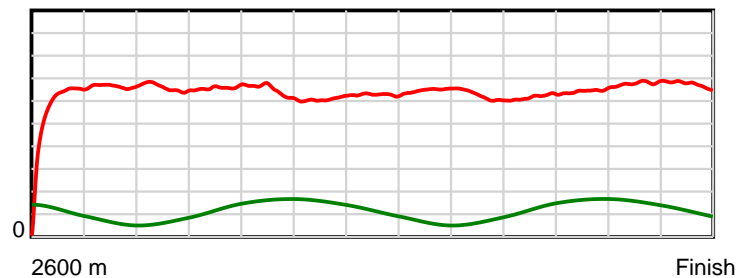
10 m Stride length



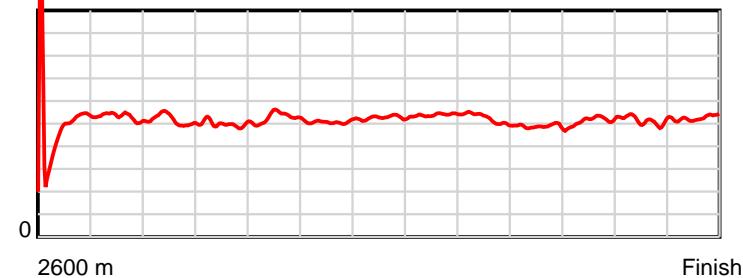
0.5 s Stride duration



20 m/sec Speed



100 % Stride efficiency



Note: Horizontal distance axis grid lines are 200m furlongs.

Disclaimer.

HRNZ and NZMTC and Thoroughbred Ratings Pty Ltd accepts no responsibility for the completeness or accuracy of any of the information contained herein, and makes no representations about its suitability for any particular purpose. Users should make their own judgements about those matters and/or seek independent advice. You assume all risks associated with use of the data provided on this page.