



Race Results

NZ Metropolitan Trotting Club Inc, HRNZ, August 03, 2018

Compilation date: August 3, 2018, 8:07:35 PM (NZST)

Copyright © 2018 HRNZ and NZMTC. All rights reserved.

Trademarks.

StrideMASTER is a registered trademark of Thoroughbred Ratings Pty Ltd.

Disclaimer.

HRNZ and NZMTC and Thoroughbred Ratings Pty Ltd accepts no responsibility for the completeness or accuracy of any of the information contained herein, and makes no representations about its suitability for any particular purpose. Users should make their own judgements about those matters and/or seek independent advice. You assume all risks associated with use of the data provided on this page.



Race Results



August 03, 2018, Race 7, HAPPY HEIDI IS IN FOAL MOBILE PACE, Distance 2600m, Addington - Survey 3200m

Result	TAB no.	Horse (Barrier)	2600 to	2400m to
1st	4	Saying Grace (4)	2400m	2200m
		Position in running (margin)	-	2(1.7)
		Sectional time (s)	13.42	14.74
		Cumulative time (s)	192.68	179.26
		Speed (m/s)	14.90	13.57
		Stride length (m)	6.39	6.21
		Stride duration (s)	0.423	0.458
		Stride efficiency (%)	63.85	60.22
		Stride count	31.29	32.22

Disclaimer.

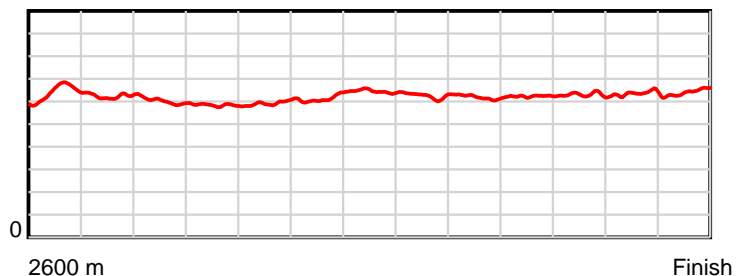
HRNZ and NZMTC and Thoroughbred Ratings Pty Ltd accepts no responsibility for the completeness or accuracy of any of the information contained herein, and makes no representations about its suitability for any particular purpose. Users should make their own judgements about those matters and/or seek independent advice. You assume all risks associated with use of the data provided on this page.

Race Results

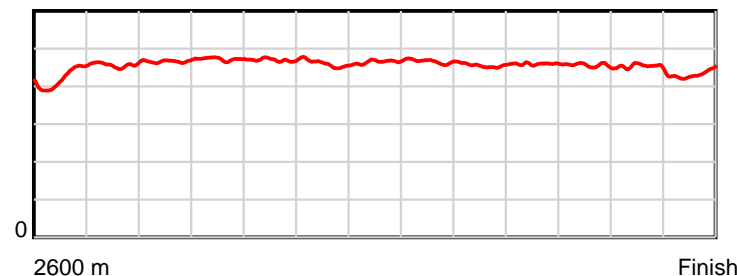
August 03, 2018, Race 7, HAPPY HEIDI IS IN FOAL MOBILE PACE, Distance 2600m, Addington - Survey 3200m

Result	TAB no.	Horse (Barrier)	2200m to	2000m to	1800m to	1600m to	1400m to	1200m to	1000m to	800m to	600m to	400m to	200m to	Total or	Margin
1st	4	Saying Grace (4)	2000m	1800m	1600m	1400m	1200m	1000m	800m	600m	400m	200m	WP	Average	
		Position in running (margin)	2(1.7)	2(1.1)	2(1.4)	2(1.7)	4(1.8)	3(1.8)	3(1.8)	3(1.2)	3(1.6)	3(1.2)	3(1.3)		0.00
		Sectional time (s)	15.47	16.16	15.90	15.16	14.56	14.96	14.80	14.81	14.69	14.36	13.65		
		Cumulative time (s)	164.52	149.05	132.89	116.99	101.83	87.27	72.31	57.51	42.70	28.01	13.65	3:12.68	
		Speed (m/s)	12.93	12.38	12.58	13.19	13.74	13.37	13.51	13.50	13.61	13.93	14.65	13.49	
		Stride length (m)	6.03	5.85	5.91	6.07	6.39	6.23	6.15	6.20	6.20	6.29	6.38	6.17	
		Stride duration (s)	0.466	0.472	0.470	0.460	0.465	0.466	0.455	0.459	0.455	0.452	0.436	0.457	
		Stride efficiency (%)	56.78	53.41	54.67	57.55	63.89	60.62	59.11	60.12	60.05	61.81	63.70	59.54	
		Stride count	33.18	34.21	33.81	32.96	31.28	32.11	32.52	32.24	32.26	31.80	31.32	421.20	

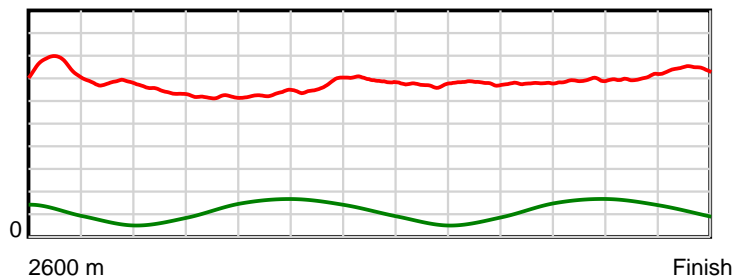
10 m Stride length



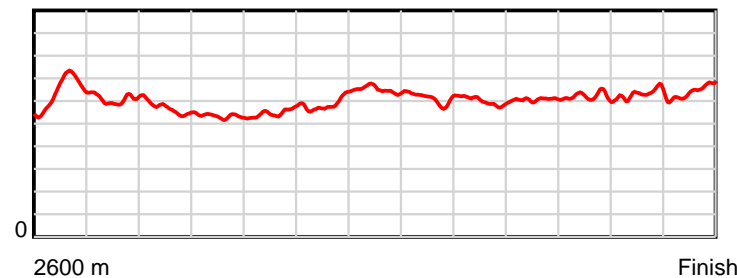
0.6 s Stride duration



20 m/sec Speed



100 % Stride efficiency



Note: Horizontal distance axis grid lines are 200m furlongs.

Disclaimer.

HRNZ and NZMTC and Thoroughbred Ratings Pty Ltd accepts no responsibility for the completeness or accuracy of any of the information contained herein, and makes no representations about its suitability for any particular purpose. Users should make their own judgements about those matters and/or seek independent advice. You assume all risks associated with use of the data provided on this page.



Race Results



August 03, 2018, Race 7, HAPPY HEIDI IS IN FOAL MOBILE PACE, Distance 2600m, Addington - Survey 3200m

Result	TAB no.	Horse (Barrier)	2600 to	2400m to
2nd	6	Cullenburn (6)	2400m	2200m
		Position in running (margin)	-	4(3.0)
		Sectional time (s)	13.51	14.75
		Cumulative time (s)	193.16	179.65
		Speed (m/s)	14.80	13.56
		Stride length (m)	6.58	6.29
		Stride duration (s)	0.443	0.464
		Stride efficiency (%)	67.75	61.78
		Stride count	30.37	31.81

Disclaimer.

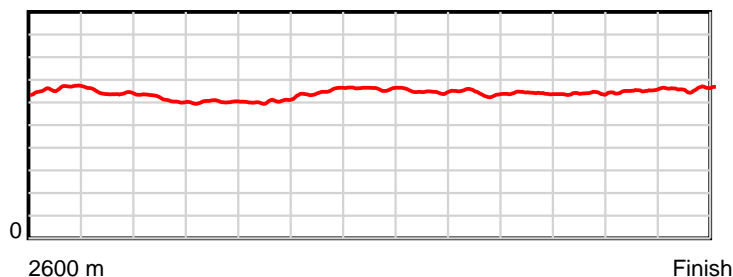
HRNZ and NZMTC and Thoroughbred Ratings Pty Ltd accepts no responsibility for the completeness or accuracy of any of the information contained herein, and makes no representations about its suitability for any particular purpose. Users should make their own judgements about those matters and/or seek independent advice. You assume all risks associated with use of the data provided on this page.

Race Results

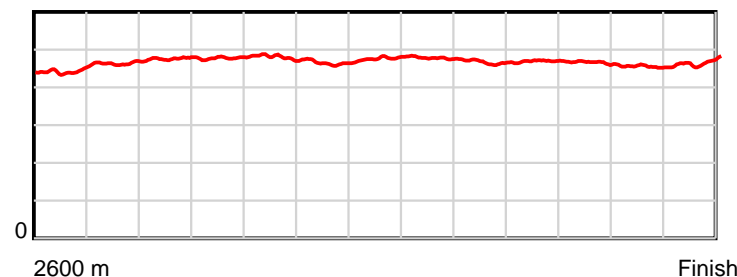
August 03, 2018, Race 7, HAPPY HEIDI IS IN FOAL MOBILE PACE, Distance 2600m, Addington - Survey 3200m

Result	TAB no.	Horse (Barrier)	2200m to	2000m to	1800m to	1600m to	1400m to	1200m to	1000m to	800m to	600m to	400m to	200m to	Total or	Margin
2nd	6	Cullenburn (6)	2000m	1800m	1600m	1400m	1200m	1000m	800m	600m	400m	200m	WP	Average	
		Position in running (margin)	4(3.1)	3(3.9)	3(2.4)	3(4.3)	2(0.9)	2(1.3)	2(1.2)	2(0.6)	1(0.0)	2(1.1)	2(0.1)		2.70
		Sectional time (s)	15.72	15.85	16.15	14.59	14.63	14.96	14.79	14.63	14.94	14.19	14.45		
		Cumulative time (s)	164.90	149.18	133.33	117.18	102.59	87.96	73.00	58.21	43.58	28.64	14.45	3:13.16	
		Speed (m/s)	12.72	12.62	12.38	13.71	13.67	13.37	13.52	13.67	13.39	14.09	13.84	13.46	
		Stride length (m)	6.06	6.03	5.95	6.37	6.52	6.39	6.30	6.42	6.22	6.41	6.47	6.30	
		Stride duration (s)	0.476	0.477	0.480	0.465	0.477	0.478	0.466	0.470	0.465	0.455	0.467	0.468	
		Stride efficiency (%)	57.32	56.74	55.24	63.47	66.44	63.76	61.99	64.37	60.50	64.25	65.32	62.06	
		Stride count	33.02	33.19	33.64	31.38	30.67	31.31	31.75	31.16	32.14	31.19	30.93	412.56	

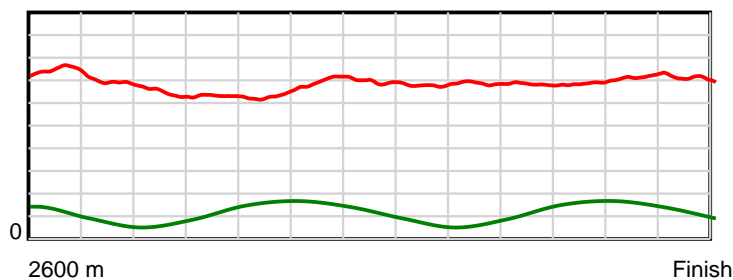
10 m Stride length



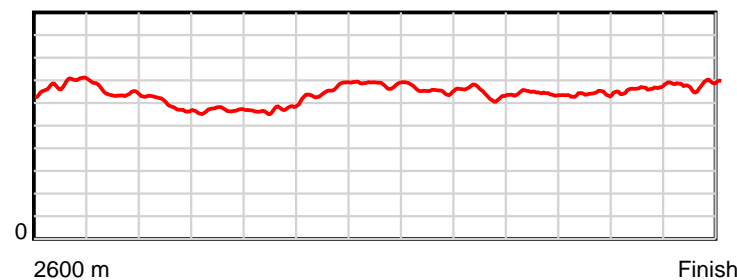
0.6 s Stride duration



20 m/sec Speed



100 % Stride efficiency



Note: Horizontal distance axis grid lines are 200m furlongs.

Disclaimer.

HRNZ and NZMTC and Thoroughbred Ratings Pty Ltd accepts no responsibility for the completeness or accuracy of any of the information contained herein, and makes no representations about its suitability for any particular purpose. Users should make their own judgements about those matters and/or seek independent advice. You assume all risks associated with use of the data provided on this page.



Race Results



August 03, 2018, Race 7, HAPPY HEIDI IS IN FOAL MOBILE PACE, Distance 2600m, Addington - Survey 3200m

Result	TAB no.	Horse (Barrier)	2600 to	2400m to
3rd	2	Pirate Bay (2)	2400m	2200m
		Position in running (margin)	-	5(4.7)
		Sectional time (s)	14.00	14.86
		Cumulative time (s)	193.18	179.18
		Speed (m/s)	14.28	13.46
		Stride length (m)	6.83	6.62
		Stride duration (s)	0.466	0.492
		Stride efficiency (%)	72.96	68.53
		Stride count	29.27	30.20

Disclaimer.

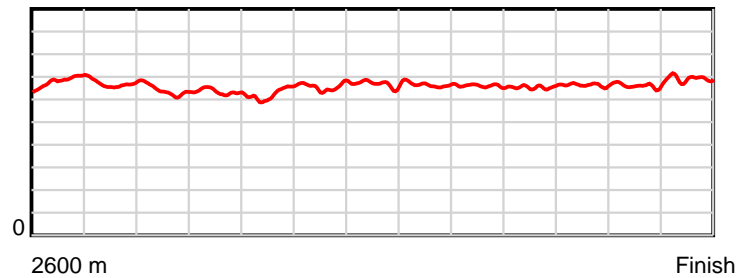
HRNZ and NZMTC and Thoroughbred Ratings Pty Ltd accepts no responsibility for the completeness or accuracy of any of the information contained herein, and makes no representations about its suitability for any particular purpose. Users should make their own judgements about those matters and/or seek independent advice. You assume all risks associated with use of the data provided on this page.

Race Results

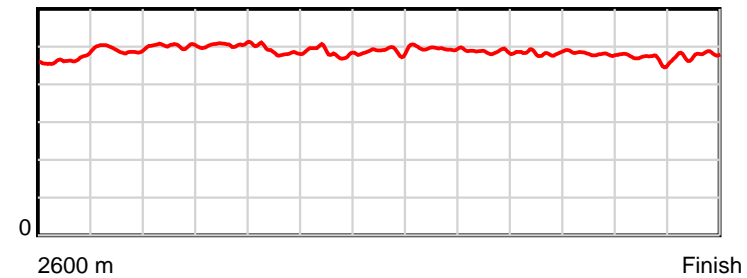
August 03, 2018, Race 7, HAPPY HEIDI IS IN FOAL MOBILE PACE, Distance 2600m, Addington - Survey 3200m

Result	TAB no.	Horse (Barrier)	2200m to	2000m to	1800m to	1600m to	1400m to	1200m to	1000m to	800m to	600m to	400m to	200m to	Total or	Margin
3rd	2	Pirate Bay (2)	2000m	1800m	1600m	1400m	1200m	1000m	800m	600m	400m	200m	WP	Average	
		Position in running (margin)	5(5.4)	5(6.5)	5(5.4)	4(4.8)	5(2.9)	5(3.1)	5(3.4)	4(3.0)	5(3.4)	4(2.7)	5(2.1)		2.80
		Sectional time (s)	15.76	15.92	15.74	14.83	14.59	15.03	14.82	14.81	14.64	14.25	13.93		
		Cumulative time (s)	164.32	148.56	132.64	116.90	102.07	87.48	72.45	57.63	42.82	28.18	13.93	3:13.18	
		Speed (m/s)	12.69	12.56	12.71	13.49	13.71	13.31	13.50	13.50	13.66	14.04	14.36	13.46	
		Stride length (m)	6.38	6.34	6.19	6.54	6.70	6.60	6.56	6.53	6.57	6.58	6.86	6.56	
		Stride duration (s)	0.503	0.505	0.487	0.485	0.488	0.496	0.486	0.483	0.481	0.469	0.478	0.487	
		Stride efficiency (%)	63.59	62.81	59.95	66.86	70.09	68.00	67.34	66.55	67.40	67.63	73.45	67.17	
		Stride count	31.35	31.55	32.29	30.58	29.86	30.32	30.47	30.65	30.45	30.40	29.17	396.56	

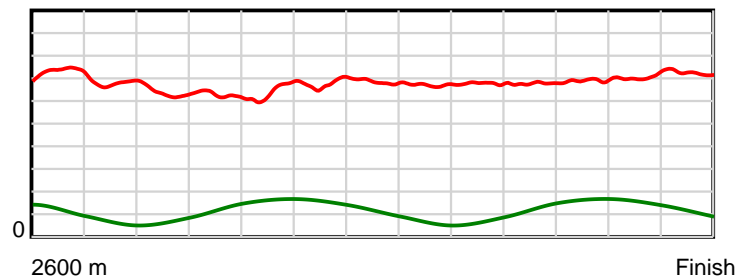
10 m Stride length



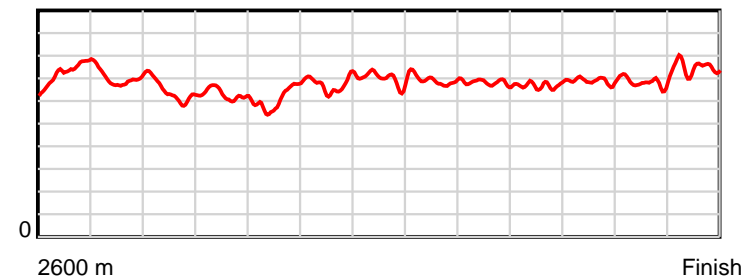
0.6 s Stride duration



20 m/sec Speed



100 % Stride efficiency



Note: Horizontal distance axis grid lines are 200m furlongs.

Disclaimer.

HRNZ and NZMTC and Thoroughbred Ratings Pty Ltd accepts no responsibility for the completeness or accuracy of any of the information contained herein, and makes no representations about its suitability for any particular purpose. Users should make their own judgements about those matters and/or seek independent advice. You assume all risks associated with use of the data provided on this page.



Race Results



August 03, 2018, Race 7, HAPPY HEIDI IS IN FOAL MOBILE PACE, Distance 2600m, Addington - Survey 3200m

Result	TAB no.	Horse (Barrier)	2600 to	2400m to
4th	5	Franco Hampton (5)	2400m	2200m
		Position in running (margin)	-	1(0.0)
		Sectional time (s)	13.04	14.73
		Cumulative time (s)	193.69	180.65
		Speed (m/s)	15.34	13.58
		Stride length (m)	6.61	6.21
		Stride duration (s)	0.429	0.458
		Stride efficiency (%)	68.22	60.30
		Stride count	30.27	32.20

Disclaimer.

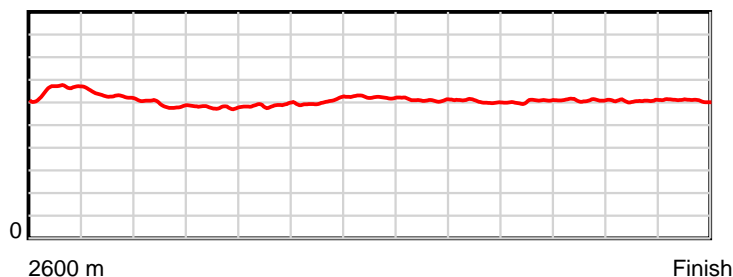
HRNZ and NZMTC and Thoroughbred Ratings Pty Ltd accepts no responsibility for the completeness or accuracy of any of the information contained herein, and makes no representations about its suitability for any particular purpose. Users should make their own judgements about those matters and/or seek independent advice. You assume all risks associated with use of the data provided on this page.

Race Results

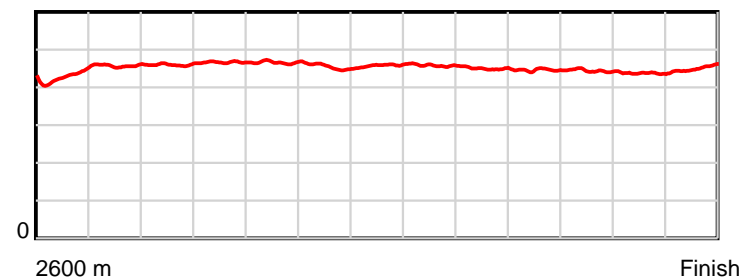
August 03, 2018, Race 7, HAPPY HEIDI IS IN FOAL MOBILE PACE, Distance 2600m, Addington - Survey 3200m

Result	TAB no.	Horse (Barrier)	2200m to	2000m to	1800m to	1600m to	1400m to	1200m to	1000m to	800m to	600m to	400m to	200m to	Total or	Margin
4th	5	Franco Hampton (5)	2000m	1800m	1600m	1400m	1200m	1000m	800m	600m	400m	200m	WP	Average	
		Position in running (margin)	1(0.0)	1(0.0)	1(0.0)	1(0.0)	1(0.0)	1(0.0)	1(0.0)	1(0.0)	2(0.0)	1(0.0)	1(0.0)		5.60
		Sectional time (s)	15.58	16.11	15.84	15.15	14.56	14.97	14.89	14.74	14.76	14.35	14.97		
		Cumulative time (s)	165.92	150.34	134.23	118.39	103.24	88.68	73.71	58.82	44.08	29.32	14.97	3:13.69	
		Speed (m/s)	12.84	12.41	12.63	13.20	13.74	13.36	13.43	13.57	13.55	13.94	13.36	13.42	
		Stride length (m)	5.91	5.79	5.89	6.00	6.29	6.12	6.04	6.05	6.02	6.09	6.03	6.07	
		Stride duration (s)	0.460	0.466	0.466	0.455	0.458	0.458	0.450	0.446	0.444	0.437	0.451	0.453	
		Stride efficiency (%)	54.50	52.37	54.20	56.32	61.90	58.57	57.06	57.11	56.64	58.01	56.79	57.66	
		Stride count	33.87	34.55	33.96	33.32	31.78	32.67	33.10	33.08	33.22	32.83	33.18	428.03	

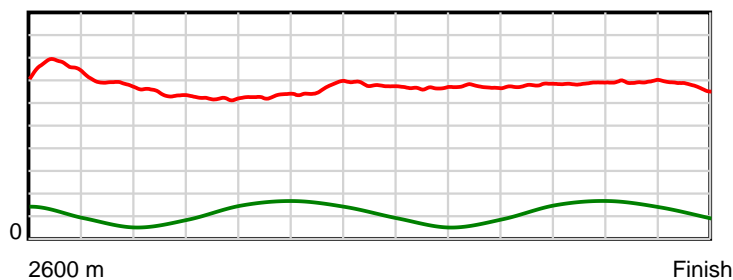
10 m Stride length



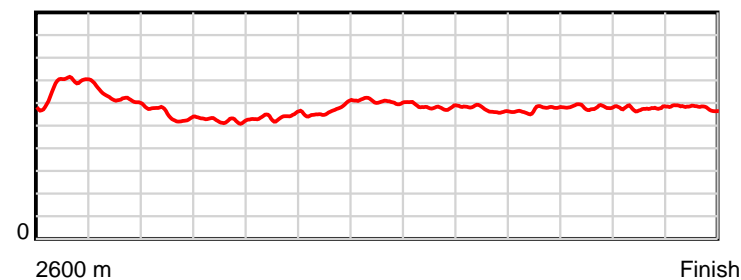
0.6 s Stride duration



20 m/sec Speed



100 % Stride efficiency



Note: Horizontal distance axis grid lines are 200m furlongs.

Disclaimer.

HRNZ and NZMTC and Thoroughbred Ratings Pty Ltd accepts no responsibility for the completeness or accuracy of any of the information contained herein, and makes no representations about its suitability for any particular purpose. Users should make their own judgements about those matters and/or seek independent advice. You assume all risks associated with use of the data provided on this page.



Race Results



August 03, 2018, Race 7, HAPPY HEIDI IS IN FOAL MOBILE PACE, Distance 2600m, Addington - Survey 3200m

Result	TAB no.	Horse (Barrier)	2600 to	2400m to
5th	7	Christmas Toyb... (0)	2400m	2200m
		Position in running (margin)	-	7(8.7)
		Sectional time (s)	14.72	15.13
		Cumulative time (s)	193.84	179.12
		Speed (m/s)	13.59	13.22
		Stride length (m)	6.50	6.20
		Stride duration (s)	0.449	0.469
		Stride efficiency (%)	66.04	60.06
		Stride count	30.77	32.26

Disclaimer.

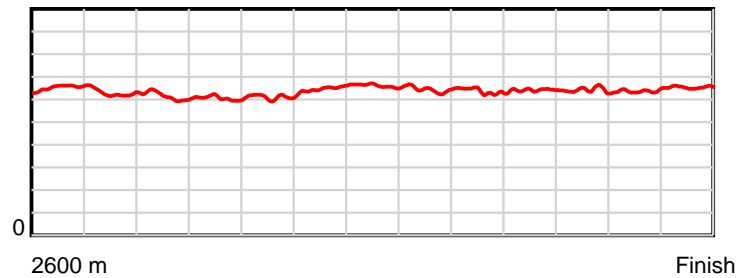
HRNZ and NZMTC and Thoroughbred Ratings Pty Ltd accepts no responsibility for the completeness or accuracy of any of the information contained herein, and makes no representations about its suitability for any particular purpose. Users should make their own judgements about those matters and/or seek independent advice. You assume all risks associated with use of the data provided on this page.

Race Results

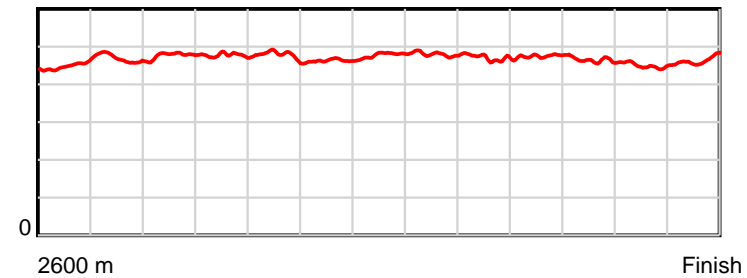
August 03, 2018, Race 7, HAPPY HEIDI IS IN FOAL MOBILE PACE, Distance 2600m, Addington - Survey 3200m

Result	TAB no.	Horse (Barrier)	2200m to	2000m to	1800m to	1600m to	1400m to	1200m to	1000m to	800m to	600m to	400m to	200m to	Total or	Margin
5th	7	Christmas Toyb... (0)	2000m	1800m	1600m	1400m	1200m	1000m	800m	600m	400m	200m	WP	Average	
		Position in running (margin)	7(11.1)	7(11.0)	7(9.2)	7(9.6)	6(5.2)	7(5.4)	6(5.5)	7(4.7)	7(5.6)	6(4.4)	6(4.3)		6.40
		Sectional time (s)	15.56	15.81	15.90	14.42	14.58	14.99	14.76	14.90	14.56	14.34	14.17		
		Cumulative time (s)	163.99	148.43	132.62	116.72	102.30	87.72	72.73	57.97	43.07	28.51	14.17	3:13.84	
		Speed (m/s)	12.85	12.65	12.58	13.87	13.72	13.34	13.55	13.42	13.74	13.95	14.11	13.41	
		Stride length (m)	6.13	6.04	6.00	6.42	6.56	6.40	6.37	6.38	6.37	6.26	6.57	6.32	
		Stride duration (s)	0.477	0.477	0.477	0.463	0.479	0.480	0.470	0.475	0.463	0.449	0.465	0.471	
		Stride efficiency (%)	58.76	56.93	56.30	64.38	67.33	64.08	63.31	63.67	63.35	61.33	67.41	62.38	
		Stride count	32.62	33.13	33.32	31.16	30.47	31.23	31.42	31.33	31.41	31.93	30.45	411.50	

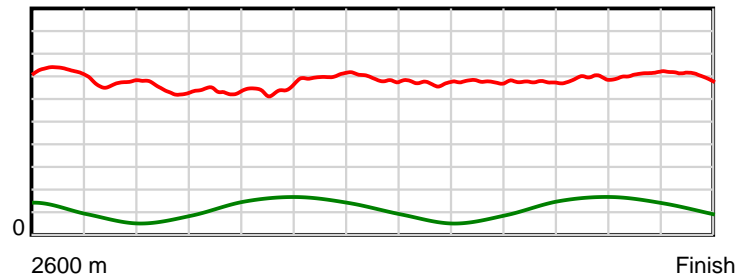
10 m Stride length



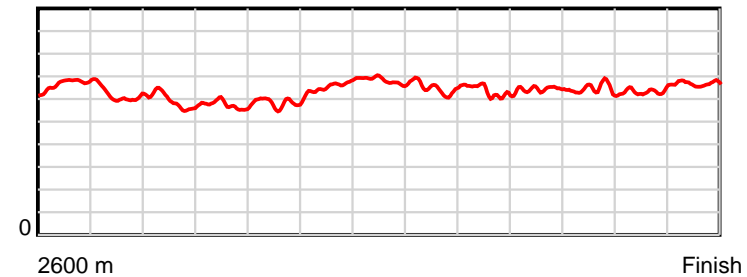
0.6 s Stride duration



20 m/sec Speed



100 % Stride efficiency



Note: Horizontal distance axis grid lines are 200m furlongs.

Disclaimer.

HRNZ and NZMTC and Thoroughbred Ratings Pty Ltd accepts no responsibility for the completeness or accuracy of any of the information contained herein, and makes no representations about its suitability for any particular purpose. Users should make their own judgements about those matters and/or seek independent advice. You assume all risks associated with use of the data provided on this page.



Race Results



August 03, 2018, Race 7, HAPPY HEIDI IS IN FOAL MOBILE PACE, Distance 2600m, Addington - Survey 3200m

Result	TAB no.	Horse (Barrier)	2600 to	2400m to
6th	1	Nandolo (1)	2400m	2200m
		Position in running (margin)	-	3(1.9)
		Sectional time (s)	13.50	14.87
		Cumulative time (s)	194.07	180.57
		Speed (m/s)	14.81	13.45
		Stride length (m)	6.81	6.54
		Stride duration (s)	0.458	0.486
		Stride efficiency (%)	72.37	66.77
		Stride count	29.39	30.60

Disclaimer.

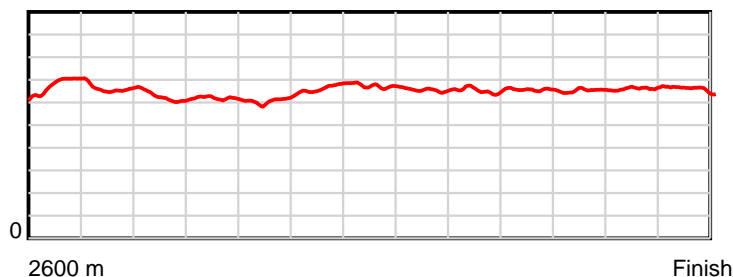
HRNZ and NZMTC and Thoroughbred Ratings Pty Ltd accepts no responsibility for the completeness or accuracy of any of the information contained herein, and makes no representations about its suitability for any particular purpose. Users should make their own judgements about those matters and/or seek independent advice. You assume all risks associated with use of the data provided on this page.

Race Results

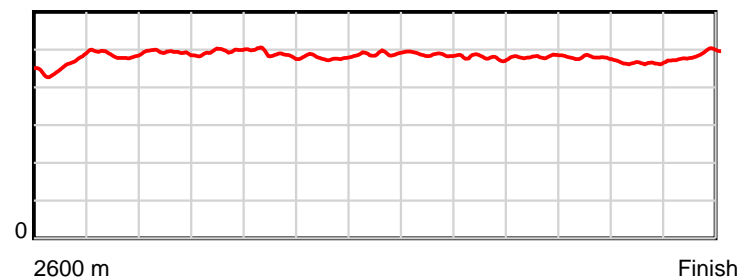
August 03, 2018, Race 7, HAPPY HEIDI IS IN FOAL MOBILE PACE, Distance 2600m, Addington - Survey 3200m

Result	TAB no.	Horse (Barrier)	2200m to	2000m to	1800m to	1600m to	1400m to	1200m to	1000m to	800m to	600m to	400m to	200m to	Total or	Margin
6th	1	Nandolo (1)	2000m	1800m	1600m	1400m	1200m	1000m	800m	600m	400m	200m	WP	Average	
		Position in running (margin)	3(2.7)	4(5.6)	4(4.7)	5(6.4)	3(1.7)	4(2.0)	4(2.7)	5(3.2)	4(2.6)	5(2.8)	4(1.7)		7.70
		Sectional time (s)	16.06	15.96	16.12	14.37	14.60	15.09	14.98	14.64	14.81	14.15	14.92		
		Cumulative time (s)	165.70	149.64	133.68	117.56	103.19	88.59	73.50	58.52	43.88	29.07	14.92	3:14.07	
		Speed (m/s)	12.45	12.53	12.41	13.92	13.70	13.25	13.35	13.66	13.50	14.13	13.40	13.40	
		Stride length (m)	6.14	6.21	6.06	6.67	6.71	6.45	6.39	6.58	6.45	6.57	6.54	6.46	
		Stride duration (s)	0.493	0.496	0.488	0.479	0.490	0.487	0.478	0.481	0.477	0.465	0.488	0.482	
		Stride efficiency (%)	58.83	60.31	57.39	69.46	70.33	65.05	63.79	67.57	64.97	67.40	66.81	65.25	
		Stride count	32.59	32.19	33.00	30.00	29.81	31.00	31.30	30.42	31.02	30.45	30.59	402.36	

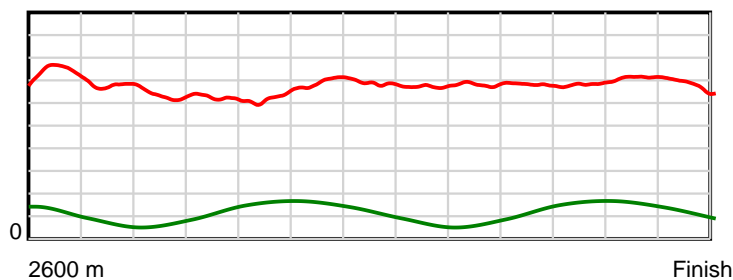
10 m Stride length



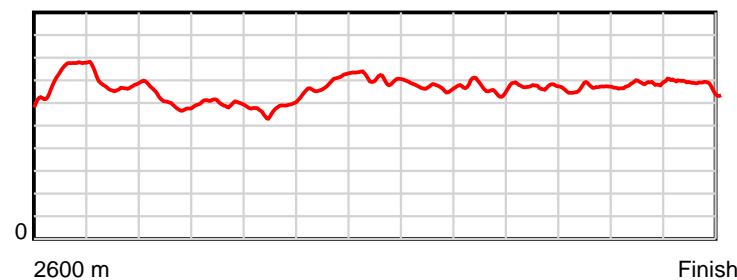
0.6 s Stride duration



20 m/sec Speed



100 % Stride efficiency



Note: Horizontal distance axis grid lines are 200m furlongs.

Disclaimer.

HRNZ and NZMTC and Thoroughbred Ratings Pty Ltd accepts no responsibility for the completeness or accuracy of any of the information contained herein, and makes no representations about its suitability for any particular purpose. Users should make their own judgements about those matters and/or seek independent advice. You assume all risks associated with use of the data provided on this page.



Race Results



August 03, 2018, Race 7, HAPPY HEIDI IS IN FOAL MOBILE PACE, Distance 2600m, Addington - Survey 3200m

Result	TAB no.	Horse (Barrier)	2600 to	2400m to
7th	3	All Nuts N Bol... (3)	2400m	2200m
		Position in running (margin)	-	6(6.5)
		Sectional time (s)	14.01	15.02
		Cumulative time (s)	194.48	180.47
		Speed (m/s)	14.27	13.32
		Stride length (m)	6.98	6.62
		Stride duration (s)	0.486	0.497
		Stride efficiency (%)	76.06	68.45
		Stride count	28.67	30.22

Disclaimer.

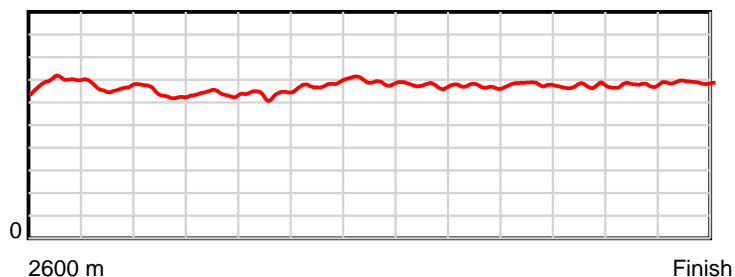
HRNZ and NZMTC and Thoroughbred Ratings Pty Ltd accepts no responsibility for the completeness or accuracy of any of the information contained herein, and makes no representations about its suitability for any particular purpose. Users should make their own judgements about those matters and/or seek independent advice. You assume all risks associated with use of the data provided on this page.

Race Results

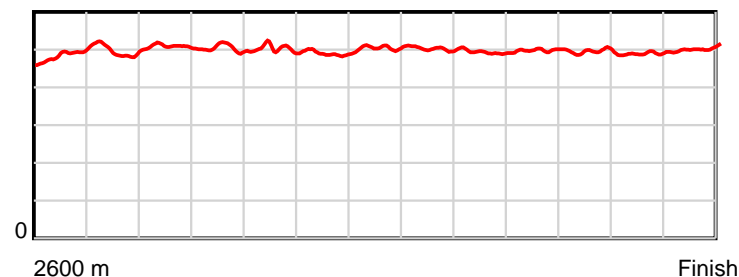
August 03, 2018, Race 7, HAPPY HEIDI IS IN FOAL MOBILE PACE, Distance 2600m, Addington - Survey 3200m

Result	TAB no.	Horse (Barrier)	2200m to	2000m to	1800m to	1600m to	1400m to	1200m to	1000m to	800m to	600m to	400m to	200m to	Total or	Margin
7th	3	All Nuts N Bol... (3)	2000m	1800m	1600m	1400m	1200m	1000m	800m	600m	400m	200m	WP	Average	
		Position in running (margin)	6(8.2)	6(9.1)	6(6.6)	6(7.3)	7(5.4)	6(5.0)	7(5.5)	6(4.0)	6(3.5)	7(4.5)	7(7.3)		10.00
		Sectional time (s)	15.73	15.70	15.95	14.84	14.49	15.05	14.65	14.66	14.93	14.81	14.64		
		Cumulative time (s)	165.45	149.72	134.02	118.07	103.23	88.74	73.69	59.04	44.38	29.45	14.64	3:14.48	
		Speed (m/s)	12.71	12.74	12.54	13.48	13.80	13.29	13.65	13.64	13.40	13.50	13.66	13.37	
		Stride length (m)	6.48	6.41	6.30	6.61	6.98	6.67	6.73	6.81	6.62	6.61	6.88	6.66	
		Stride duration (s)	0.509	0.503	0.502	0.490	0.506	0.502	0.493	0.499	0.494	0.489	0.504	0.498	
		Stride efficiency (%)	65.52	64.28	61.92	68.22	76.16	69.53	70.68	72.37	68.55	68.25	74.04	69.35	
		Stride count	30.89	31.18	31.77	30.27	28.65	29.98	29.74	29.39	30.20	30.26	29.06	390.28	

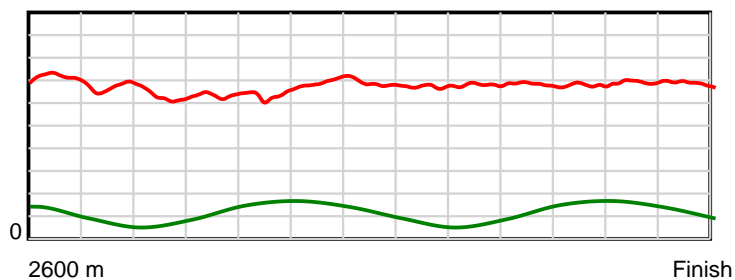
10 m Stride length



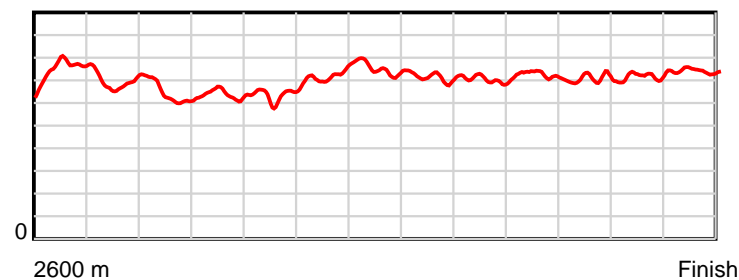
0.6 s Stride duration



20 m/sec Speed



100 % Stride efficiency



Note: Horizontal distance axis grid lines are 200m furlongs.

Disclaimer.

HRNZ and NZMTC and Thoroughbred Ratings Pty Ltd accepts no responsibility for the completeness or accuracy of any of the information contained herein, and makes no representations about its suitability for any particular purpose. Users should make their own judgements about those matters and/or seek independent advice. You assume all risks associated with use of the data provided on this page.