



Race Results

NZ Metropolitan Trotting Club Inc, HRNZ, August 03, 2018

Compilation date: August 3, 2018, 9:39:35 PM (NZST)

Copyright © 2018 HRNZ and NZMTC. All rights reserved.

Trademarks.

StrideMASTER is a registered trademark of Thoroughbred Ratings Pty Ltd.

Disclaimer.

HRNZ and NZMTC and Thoroughbred Ratings Pty Ltd accepts no responsibility for the completeness or accuracy of any of the information contained herein, and makes no representations about its suitability for any particular purpose. Users should make their own judgements about those matters and/or seek independent advice. You assume all risks associated with use of the data provided on this page.



Race Results



August 03, 2018, Race 9, DONSMEDAD TROT, Distance 2600m, Addington - Survey 3200m

Result	TAB no.	Horse (Barrier)	2600 to	2400m to
1st	12	Majestic Momen... (2)	2400m	2200m
		Position in running (margin)	-	7(12.4)
		Sectional time (s)	19.30	15.58
		Cumulative time (s)	205.55	186.25
		Speed (m/s)	10.36	12.84
		Stride length (m)	5.40	5.92
		Stride duration (s)	0.461	0.462
		Stride efficiency (%)	45.62	54.84
		Stride count	37.01	33.76

Disclaimer.

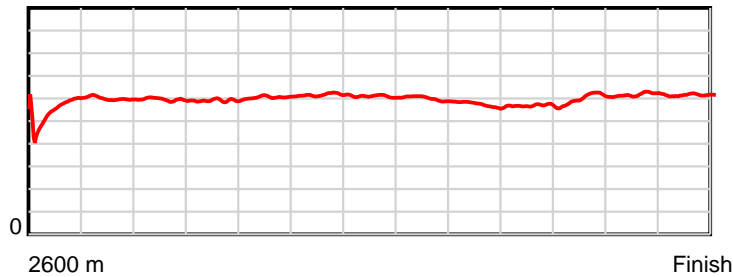
HRNZ and NZMTC and Thoroughbred Ratings Pty Ltd accepts no responsibility for the completeness or accuracy of any of the information contained herein, and makes no representations about its suitability for any particular purpose. Users should make their own judgements about those matters and/or seek independent advice. You assume all risks associated with use of the data provided on this page.

Race Results

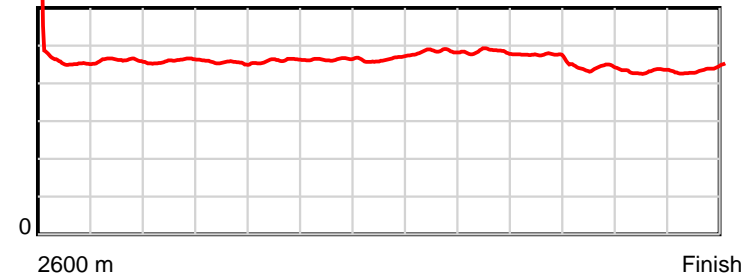
August 03, 2018, Race 9, DONSMEDAD TROT, Distance 2600m, Addington - Survey 3200m

Result	TAB no.	Horse (Barrier)	2200m to	2000m to	1800m to	1600m to	1400m to	1200m to	1000m to	800m to	600m to	400m to	200m to	Total or	Margin
1st	12	Majestic Momen... (2)	2000m	1800m	1600m	1400m	1200m	1000m	800m	600m	400m	200m	WP	Average	
		Position in running (margin)	7(16.3)	7(12.9)	7(8.8)	6(8.3)	6(8.9)	5(4.8)	5(4.4)	4(4.4)	3(3.0)	2(0.4)	1(0.0)		0.00
		Sectional time (s)	15.67	15.32	15.51	15.31	15.14	16.51	17.12	16.63	15.10	14.18	14.18		
		Cumulative time (s)	170.67	155.00	139.68	124.17	108.86	93.72	77.21	60.09	43.46	28.36	14.18	3:25.55	
		Speed (m/s)	12.76	13.05	12.89	13.06	13.21	12.11	11.68	12.03	13.25	14.10	14.10	12.65	
		Stride length (m)	5.87	5.95	5.94	6.06	6.13	5.87	5.65	5.69	5.84	6.08	6.18	5.88	
		Stride duration (s)	0.460	0.455	0.460	0.464	0.464	0.485	0.484	0.473	0.441	0.431	0.438	0.465	
		Stride efficiency (%)	53.82	55.24	55.12	57.41	58.75	53.85	49.94	50.56	53.31	57.83	59.62	54.10	
		Stride count	34.08	33.64	33.68	33.00	32.62	34.07	35.38	35.16	34.24	32.88	32.38	441.90	

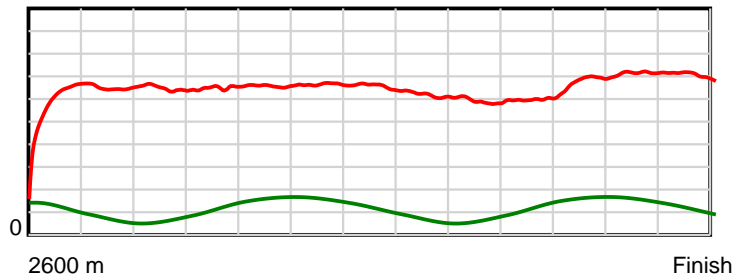
10 m Stride length



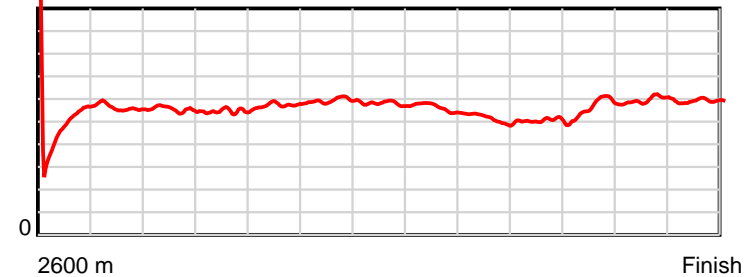
0.6 s Stride duration



20 m/sec Speed



100 % Stride efficiency



Note: Horizontal distance axis grid lines are 200m furlongs.

Disclaimer.

HRNZ and NZMTC and Thoroughbred Ratings Pty Ltd accepts no responsibility for the completeness or accuracy of any of the information contained herein, and makes no representations about its suitability for any particular purpose. Users should make their own judgements about those matters and/or seek independent advice. You assume all risks associated with use of the data provided on this page.



Race Results



August 03, 2018, Race 9, DONSMEDAD TROT, Distance 2600m, Addington - Survey 3200m

Result	TAB no.	Horse (Barrier)	2600 to	2400m to
2nd	7	Celtic Thunder (9)	2400m	2200m
		Position in running (margin)	-	5(7.6)
		Sectional time (s)	18.25	15.49
		Cumulative time (s)	205.81	187.56
		Speed (m/s)	10.96	12.91
		Stride length (m)	5.43	6.13
		Stride duration (s)	0.488	0.475
		Stride efficiency (%)	46.04	58.68
		Stride count	36.85	32.64

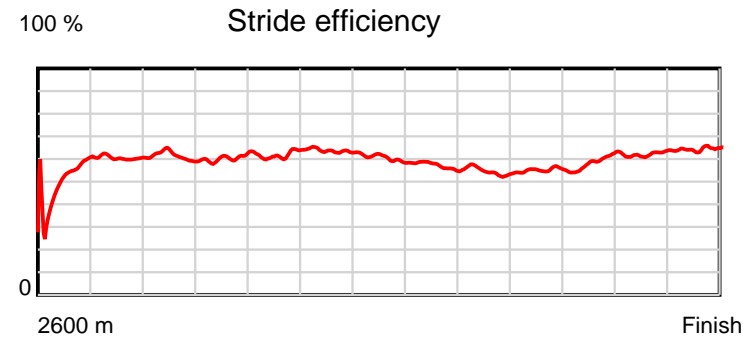
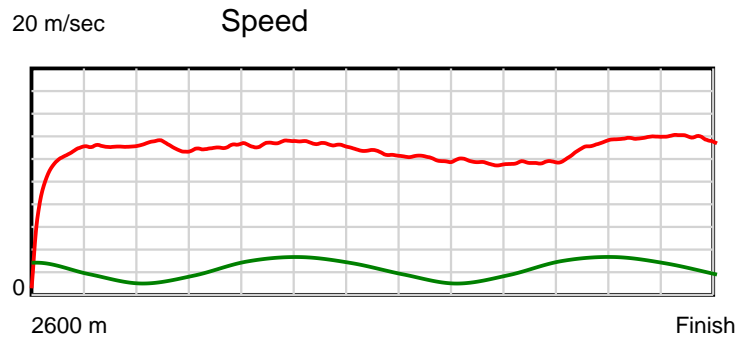
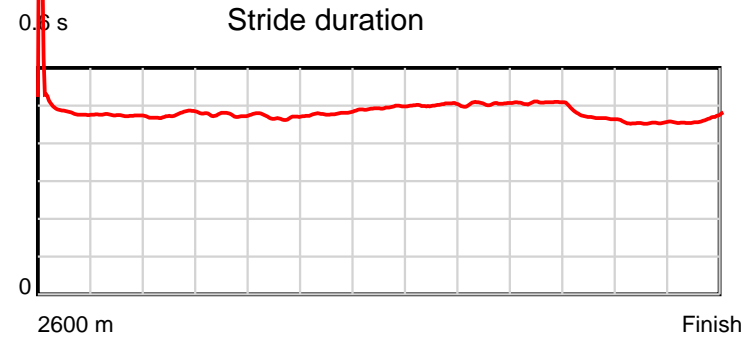
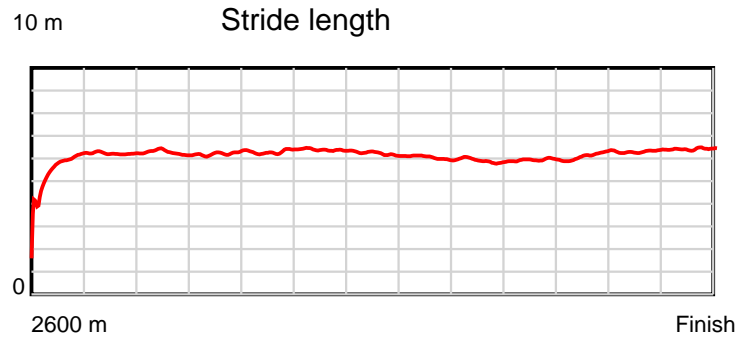
Disclaimer.

HRNZ and NZMTC and Thoroughbred Ratings Pty Ltd accepts no responsibility for the completeness or accuracy of any of the information contained herein, and makes no representations about its suitability for any particular purpose. Users should make their own judgements about those matters and/or seek independent advice. You assume all risks associated with use of the data provided on this page.

Race Results

August 03, 2018, Race 9, DONSMEDAD TROT, Distance 2600m, Addington - Survey 3200m

Result	TAB no.	Horse (Barrier)	2200m to	2000m to	1800m to	1600m to	1400m to	1200m to	1000m to	800m to	600m to	400m to	200m to	Total or	Margin
2nd	7	Celtic Thunder (9)	2000m	1800m	1600m	1400m	1200m	1000m	800m	600m	400m	200m	WP	Average	
		Position in running (margin)	5(11.0)	4(7.0)	3(2.6)	1(0.0)	1(0.0)	1(0.0)	1(0.0)	1(0.0)	1(0.0)	1(0.0)	2(0.8)		1.40
		Sectional time (s)	15.56	15.27	15.15	15.22	15.83	16.57	17.12	16.86	15.56	14.38	14.55		
		Cumulative time (s)	172.07	156.51	141.24	126.09	110.87	95.04	78.47	61.35	44.49	28.93	14.55	3:25.81	
		Speed (m/s)	12.85	13.10	13.20	13.14	12.63	12.07	11.68	11.86	12.85	13.91	13.75	12.63	
		Stride length (m)	6.12	6.23	6.20	6.31	6.26	6.05	5.91	6.02	6.04	6.32	6.39	6.10	
		Stride duration (s)	0.476	0.476	0.470	0.480	0.495	0.501	0.506	0.507	0.470	0.454	0.465	0.483	
		Stride efficiency (%)	58.50	60.73	60.16	62.19	61.15	57.25	54.60	56.63	57.07	62.37	63.75	58.12	
		Stride count	32.69	32.08	32.23	31.70	31.97	33.04	33.84	33.22	33.10	31.66	31.31	426.33	



Note: Horizontal distance axis grid lines are 200m furlongs.

Disclaimer.

HRNZ and NZMTC and Thoroughbred Ratings Pty Ltd accepts no responsibility for the completeness or accuracy of any of the information contained herein, and makes no representations about its suitability for any particular purpose. Users should make their own judgements about those matters and/or seek independent advice. You assume all risks associated with use of the data provided on this page.



Race Results



August 03, 2018, Race 9, DONSMEDAD TROT, Distance 2600m, Addington - Survey 3200m

Result	TAB no.	Horse (Barrier)	2600 to	2400m to
3rd	5	Stellar Succes... (7)	2400m	2200m
		Position in running (margin)	-	1(0.0)
		Sectional time (s)	17.19	14.93
		Cumulative time (s)	206.26	189.07
		Speed (m/s)	11.64	13.40
		Stride length (m)	5.48	6.27
		Stride duration (s)	0.456	0.468
		Stride efficiency (%)	46.91	61.39
		Stride count	36.50	31.91

Disclaimer.

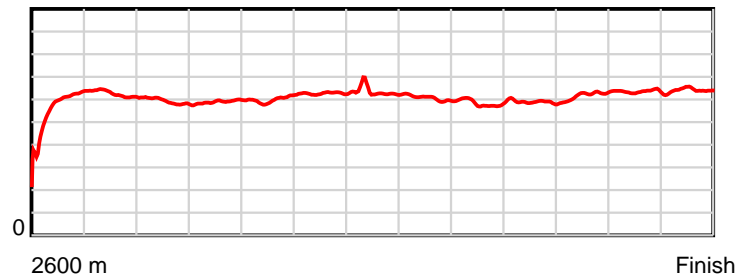
HRNZ and NZMTC and Thoroughbred Ratings Pty Ltd accepts no responsibility for the completeness or accuracy of any of the information contained herein, and makes no representations about its suitability for any particular purpose. Users should make their own judgements about those matters and/or seek independent advice. You assume all risks associated with use of the data provided on this page.

Race Results

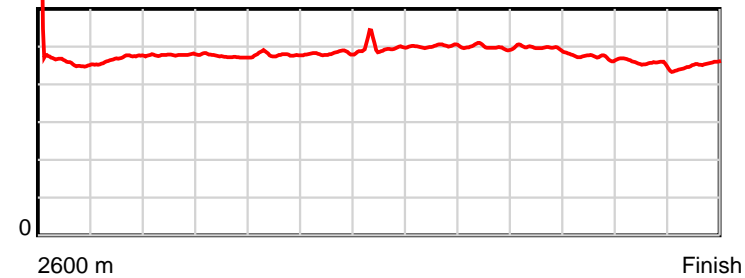
August 03, 2018, Race 9, DONSMEDAD TROT, Distance 2600m, Addington - Survey 3200m

Result	TAB no.	Horse (Barrier)	2200m to	2000m to	1800m to	1600m to	1400m to	1200m to	1000m to	800m to	600m to	400m to	200m to	Total or	Margin
3rd	5	Stellar Succes... (7)	2000m	1800m	1600m	1400m	1200m	1000m	800m	600m	400m	200m	WP	Average	
		Position in running (margin)	1(0.0)	1(0.0)	2(0.4)	3(2.7)	3(3.7)	4(3.6)	4(4.1)	5(4.6)	6(5.2)	5(4.6)	4(5.6)		3.90
		Sectional time (s)	16.24	16.05	15.98	15.39	15.81	16.65	17.21	16.95	15.46	14.41	13.99		
		Cumulative time (s)	174.14	157.90	141.85	125.87	110.48	94.67	78.02	60.81	43.86	28.40	13.99	3:26.26	
		Speed (m/s)	12.32	12.46	12.52	13.00	12.65	12.01	11.62	11.80	12.94	13.88	14.30	12.61	
		Stride length (m)	5.88	5.91	6.00	6.26	6.28	6.03	5.79	5.87	6.11	6.33	6.46	6.04	
		Stride duration (s)	0.478	0.474	0.479	0.482	0.497	0.501	0.498	0.497	0.473	0.456	0.452	0.479	
		Stride efficiency (%)	54.12	54.58	56.17	61.32	61.65	56.73	52.37	53.78	58.42	62.54	65.18	57.00	
		Stride count	33.99	33.84	33.36	31.93	31.84	33.19	34.55	34.09	32.71	31.61	30.97	430.49	

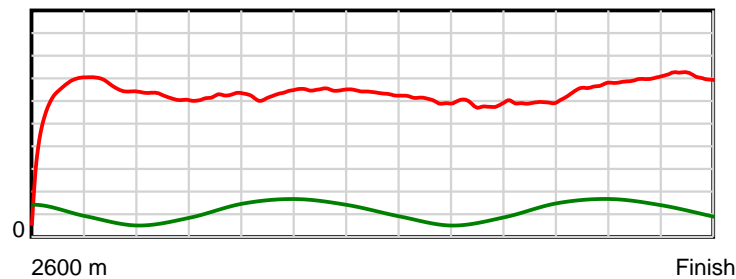
10 m Stride length



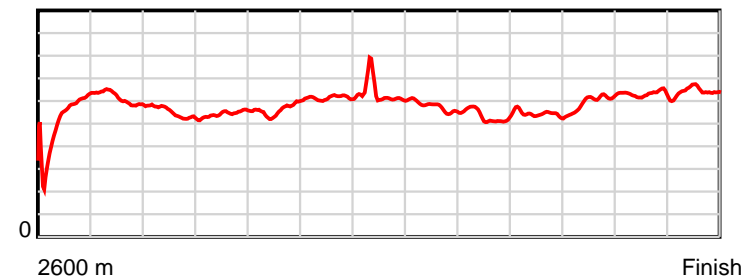
0.6 s Stride duration



20 m/sec Speed



100 % Stride efficiency



Note: Horizontal distance axis grid lines are 200m furlongs.

Disclaimer.

HRNZ and NZMTC and Thoroughbred Ratings Pty Ltd accepts no responsibility for the completeness or accuracy of any of the information contained herein, and makes no representations about its suitability for any particular purpose. Users should make their own judgements about those matters and/or seek independent advice. You assume all risks associated with use of the data provided on this page.



Race Results



August 03, 2018, Race 9, DONSMEDAD TROT, Distance 2600m, Addington - Survey 3200m

Result	TAB no.	Horse (Barrier)	2600 to	2400m to
4th	2	Clover Lou (4)	2400m	2200m
		Position in running (margin)	-	2(2.6)
		Sectional time (s)	17.58	15.32
		Cumulative time (s)	206.33	188.75
		Speed (m/s)	11.38	13.05
		Stride length (m)	5.83	6.44
		Stride duration (s)	0.493	0.493
		Stride efficiency (%)	53.09	64.86
		Stride count	34.31	31.04

Disclaimer.

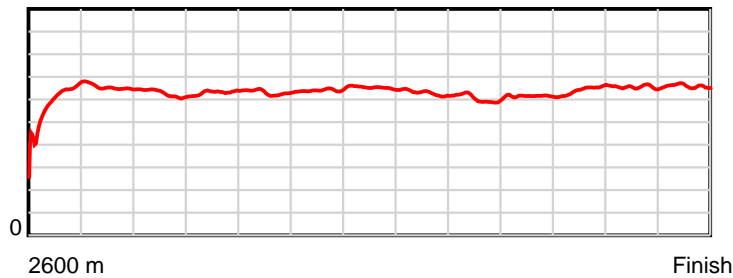
HRNZ and NZMTC and Thoroughbred Ratings Pty Ltd accepts no responsibility for the completeness or accuracy of any of the information contained herein, and makes no representations about its suitability for any particular purpose. Users should make their own judgements about those matters and/or seek independent advice. You assume all risks associated with use of the data provided on this page.

Race Results

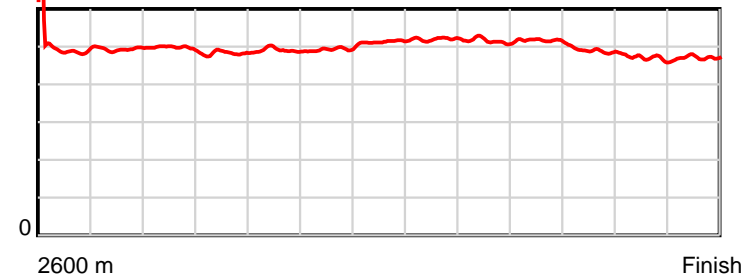
August 03, 2018, Race 9, DONSMEDAD TROT, Distance 2600m, Addington - Survey 3200m

Result	TAB no.	Horse (Barrier)	2200m to	2000m to	1800m to	1600m to	1400m to	1200m to	1000m to	800m to	600m to	400m to	200m to	Total or	Margin
4th	2	Clover Lou (4)	2000m	1800m	1600m	1400m	1200m	1000m	800m	600m	400m	200m	WP	Average	
		Position in running (margin)	2(4.9)	2(4.2)	1(0.0)	2(0.3)	2(1.4)	2(1.5)	3(2.4)	3(2.6)	4(3.2)	3(1.9)	3(3.1)		4.30
		Sectional time (s)	16.12	15.28	15.64	15.40	15.85	16.72	17.15	16.95	15.34	14.44	14.54		
		Cumulative time (s)	173.43	157.31	142.03	126.39	110.99	95.14	78.42	61.27	44.32	28.98	14.54	3:26.33	
		Speed (m/s)	12.41	13.09	12.79	12.99	12.62	11.96	11.66	11.80	13.04	13.85	13.76	12.60	
		Stride length (m)	6.17	6.31	6.28	6.40	6.48	6.22	6.00	6.09	6.37	6.50	6.49	6.27	
		Stride duration (s)	0.497	0.482	0.491	0.493	0.513	0.520	0.515	0.517	0.489	0.469	0.472	0.498	
		Stride efficiency (%)	59.40	62.24	61.64	64.10	65.59	60.45	56.29	58.02	63.46	65.97	65.85	61.42	
		Stride count	32.44	31.69	31.85	31.23	30.87	32.16	33.32	32.82	31.38	30.78	30.81	414.70	

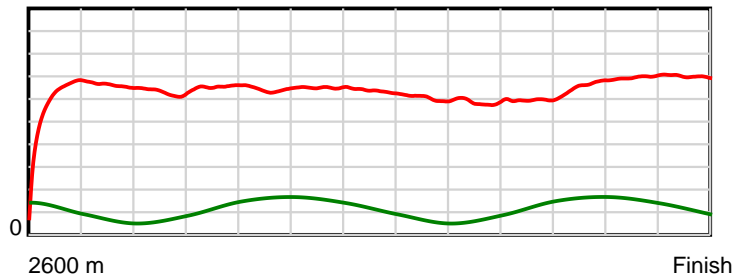
10 m Stride length



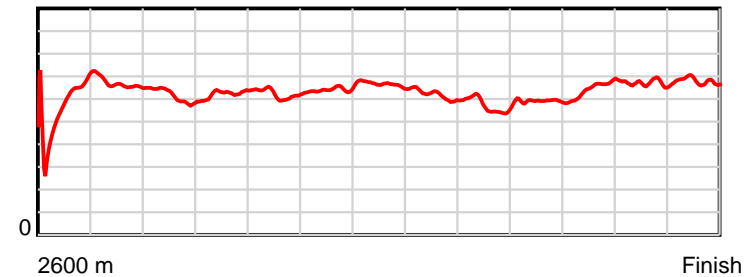
0.5 s Stride duration



20 m/sec Speed



100 % Stride efficiency



Note: Horizontal distance axis grid lines are 200m furlongs.

Disclaimer.

HRNZ and NZMTC and Thoroughbred Ratings Pty Ltd accepts no responsibility for the completeness or accuracy of any of the information contained herein, and makes no representations about its suitability for any particular purpose. Users should make their own judgements about those matters and/or seek independent advice. You assume all risks associated with use of the data provided on this page.



Race Results



August 03, 2018, Race 9, DONSMEDAD TROT, Distance 2600m, Addington - Survey 3200m

Result	TAB no.	Horse (Barrier)	2600 to	2400m to
5th	10	Borntobeastar (1)	2400m	2200m
		Position in running (margin)	-	8(15.3)
		Sectional time (s)	19.61	15.55
		Cumulative time (s)	206.84	187.23
		Speed (m/s)	10.20	12.86
		Stride length (m)	5.03	5.58
		Stride duration (s)	0.434	0.434
		Stride efficiency (%)	39.54	48.68
		Stride count	39.76	35.83

Disclaimer.

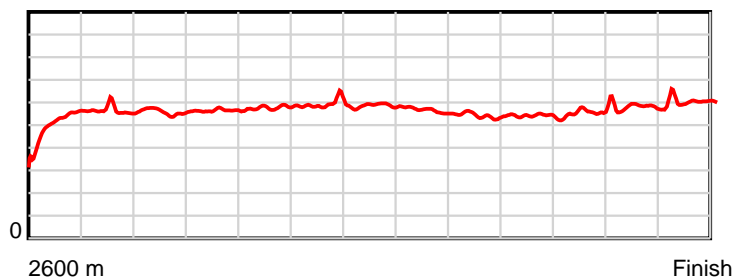
HRNZ and NZMTC and Thoroughbred Ratings Pty Ltd accepts no responsibility for the completeness or accuracy of any of the information contained herein, and makes no representations about its suitability for any particular purpose. Users should make their own judgements about those matters and/or seek independent advice. You assume all risks associated with use of the data provided on this page.

Race Results

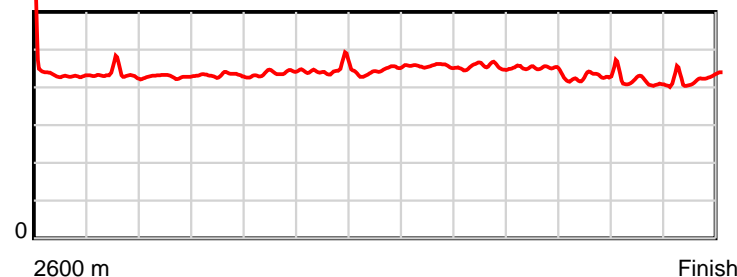
August 03, 2018, Race 9, DONSMEDAD TROT, Distance 2600m, Addington - Survey 3200m

Result	TAB no.	Horse (Barrier)	2200m to	2000m to	1800m to	1600m to	1400m to	1200m to	1000m to	800m to	600m to	400m to	200m to	Total or	Margin
5th	10	Borntobeastar (1)	2000m	1800m	1600m	1400m	1200m	1000m	800m	600m	400m	200m	WP	Average	
		Position in running (margin)	8(19.0)	8(15.0)	8(11.3)	8(10.5)	8(10.9)	6(7.1)	6(6.3)	6(6.4)	7(5.3)	7(6.5)	5(8.1)		7.10
		Sectional time (s)	15.57	15.37	15.46	15.28	15.19	16.44	17.13	16.67	15.75	14.51	14.31		
		Cumulative time (s)	171.68	156.11	140.74	125.28	110.00	94.81	78.37	61.24	44.57	28.82	14.31	3:26.84	
		Speed (m/s)	12.85	13.01	12.94	13.09	13.17	12.17	11.68	12.00	12.70	13.78	13.98	12.57	
		Stride length (m)	5.51	5.62	5.67	5.83	5.86	5.55	5.31	5.39	5.44	5.67	5.92	5.56	
		Stride duration (s)	0.429	0.432	0.438	0.445	0.445	0.456	0.455	0.449	0.429	0.412	0.424	0.442	
		Stride efficiency (%)	47.37	49.39	50.19	53.04	53.58	48.13	44.04	45.39	46.30	50.31	54.86	48.26	
		Stride count	36.33	35.58	35.29	34.33	34.15	36.04	37.67	37.11	36.74	35.25	33.76	467.84	

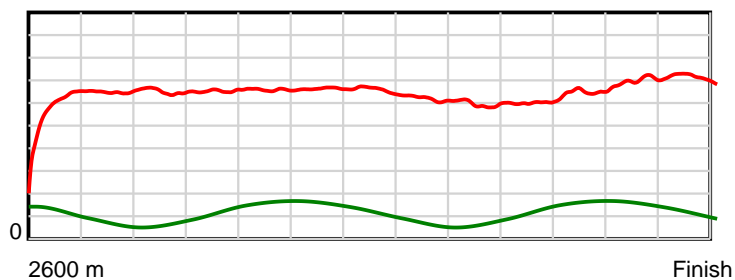
10 m Stride length



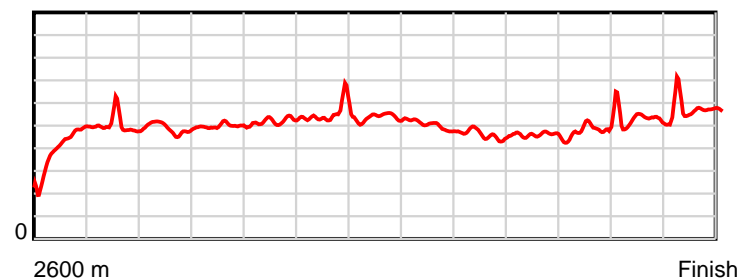
0.6 s Stride duration



20 m/sec Speed



100 % Stride efficiency



Note: Horizontal distance axis grid lines are 200m furlongs.

Disclaimer.

HRNZ and NZMTC and Thoroughbred Ratings Pty Ltd accepts no responsibility for the completeness or accuracy of any of the information contained herein, and makes no representations about its suitability for any particular purpose. Users should make their own judgements about those matters and/or seek independent advice. You assume all risks associated with use of the data provided on this page.



Race Results



August 03, 2018, Race 9, DONSMEDAD TROT, Distance 2600m, Addington - Survey 3200m

Result	TAB no.	Horse (Barrier)	2600 to	2400m to
6th	3	Heavenly Love (5)	2400m	2200m
		Position in running (margin)	-	4(6.2)
		Sectional time (s)	18.22	15.61
		Cumulative time (s)	207.33	189.11
		Speed (m/s)	10.98	12.81
		Stride length (m)	5.57	6.12
		Stride duration (s)	0.489	0.478
		Stride efficiency (%)	48.54	58.52
		Stride count	35.89	32.68

Disclaimer.

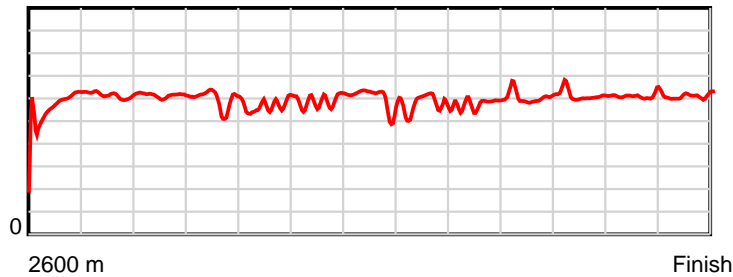
HRNZ and NZMTC and Thoroughbred Ratings Pty Ltd accepts no responsibility for the completeness or accuracy of any of the information contained herein, and makes no representations about its suitability for any particular purpose. Users should make their own judgements about those matters and/or seek independent advice. You assume all risks associated with use of the data provided on this page.

Race Results

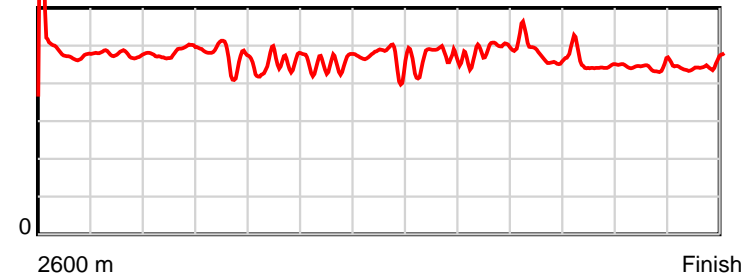
August 03, 2018, Race 9, DONSMEDAD TROT, Distance 2600m, Addington - Survey 3200m

Result	TAB no.	Horse (Barrier)	2200m to	2000m to	1800m to	1600m to	1400m to	1200m to	1000m to	800m to	600m to	400m to	200m to	Total or	Margin
6th	3	Heavenly Love (5)	2000m	1800m	1600m	1400m	1200m	1000m	800m	600m	400m	200m	WP	Average	
		Position in running (margin)	4(10.2)	5(7.9)	6(7.5)	7(9.8)	7(10.9)	9(10.5)	9(10.4)	9(10.3)	5(5.0)	4(4.3)	6(8.2)		9.90
		Sectional time (s)	15.85	15.92	15.97	15.40	15.77	16.55	17.10	15.97	15.45	14.89	14.63		
		Cumulative time (s)	173.50	157.65	141.73	125.76	110.36	94.59	78.04	60.94	44.97	29.52	14.63	3:27.33	
		Speed (m/s)	12.62	12.56	12.52	12.99	12.68	12.08	11.70	12.52	12.94	13.43	13.67	12.54	
		Stride length (m)	6.09	5.91	5.58	5.84	5.93	5.54	5.67	5.99	5.86	5.96	6.13	5.85	
		Stride duration (s)	0.483	0.471	0.445	0.450	0.467	0.458	0.485	0.478	0.453	0.444	0.449	0.467	
		Stride efficiency (%)	57.95	54.65	48.59	53.32	54.89	47.90	50.20	56.09	53.69	55.51	58.74	53.54	
		Stride count	32.84	33.82	35.87	34.24	33.74	36.13	35.28	33.38	34.12	33.56	32.62	444.17	

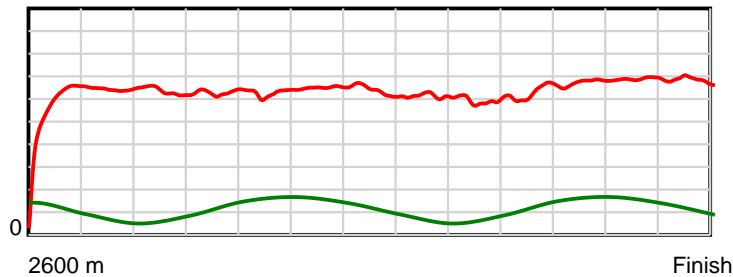
10 m Stride length



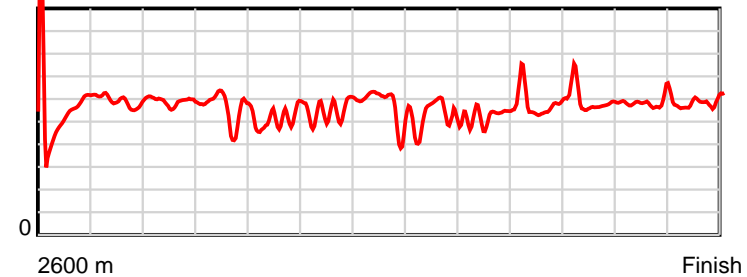
0.5 s Stride duration



20 m/sec Speed



100 % Stride efficiency



Note: Horizontal distance axis grid lines are 200m furlongs.

Disclaimer.

HRNZ and NZMTC and Thoroughbred Ratings Pty Ltd accepts no responsibility for the completeness or accuracy of any of the information contained herein, and makes no representations about its suitability for any particular purpose. Users should make their own judgements about those matters and/or seek independent advice. You assume all risks associated with use of the data provided on this page.



Race Results



August 03, 2018, Race 9, DONSMEDAD TROT, Distance 2600m, Addington - Survey 3200m

Result	TAB no.	Horse (Barrier)	2600 to	2400m to
7th	6	Louis Moss (8)	2400m	2200m
		Position in running (margin)	-	9(17.6)
		Sectional time (s)	20.08	15.56
		Cumulative time (s)	207.39	187.31
		Speed (m/s)	9.96	12.85
		Stride length (m)	5.57	6.25
		Stride duration (s)	0.487	0.486
		Stride efficiency (%)	48.42	60.98
		Stride count	35.93	32.02

Disclaimer.

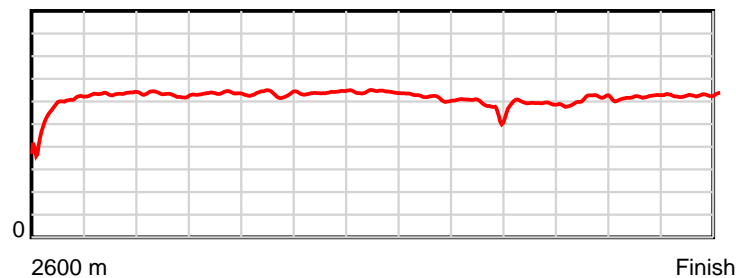
HRNZ and NZMTC and Thoroughbred Ratings Pty Ltd accepts no responsibility for the completeness or accuracy of any of the information contained herein, and makes no representations about its suitability for any particular purpose. Users should make their own judgements about those matters and/or seek independent advice. You assume all risks associated with use of the data provided on this page.

Race Results

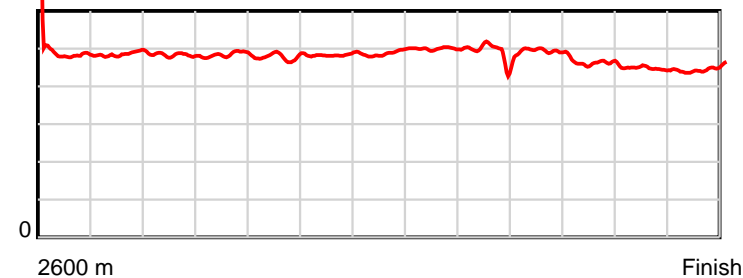
August 03, 2018, Race 9, DONSMEDAD TROT, Distance 2600m, Addington - Survey 3200m

Result	TAB no.	Horse (Barrier)	2200m to	2000m to	1800m to	1600m to	1400m to	1200m to	1000m to	800m to	600m to	400m to	200m to	Total or	Margin
7th	6	Louis Moss (8)	2000m	1800m	1600m	1400m	1200m	1000m	800m	600m	400m	200m	WP	Average	
		Position in running (margin)	9(21.4)	9(17.8)	9(13.2)	9(12.4)	9(12.6)	8(9.1)	7(8.1)	7(8.5)	8(7.2)	8(8.1)	7(10.8)		10.20
		Sectional time (s)	15.63	15.24	15.45	15.25	15.25	16.40	17.19	16.64	15.71	14.69	14.30		
		Cumulative time (s)	171.75	156.12	140.88	125.43	110.18	94.93	78.53	61.34	44.70	28.99	14.30	3:27.39	
		Speed (m/s)	12.80	13.12	12.94	13.11	13.11	12.20	11.63	12.02	12.73	13.61	13.99	12.54	
		Stride length (m)	6.17	6.36	6.19	6.34	6.41	6.10	5.68	5.94	5.85	6.09	6.26	6.08	
		Stride duration (s)	0.483	0.484	0.478	0.483	0.488	0.500	0.488	0.494	0.460	0.447	0.448	0.485	
		Stride efficiency (%)	59.57	63.16	59.81	62.85	64.12	58.08	50.44	55.11	53.51	57.88	61.32	57.79	
		Stride count	32.39	31.46	32.33	31.54	31.22	32.81	35.20	33.68	34.18	32.86	31.93	427.55	

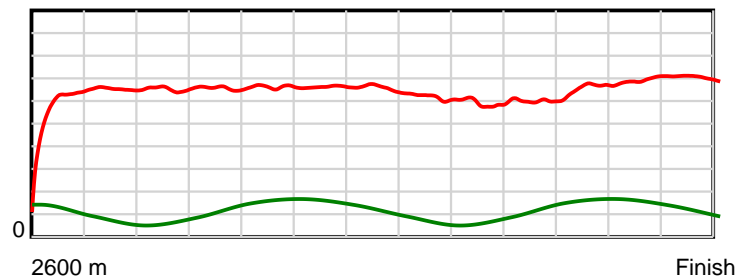
10 m Stride length



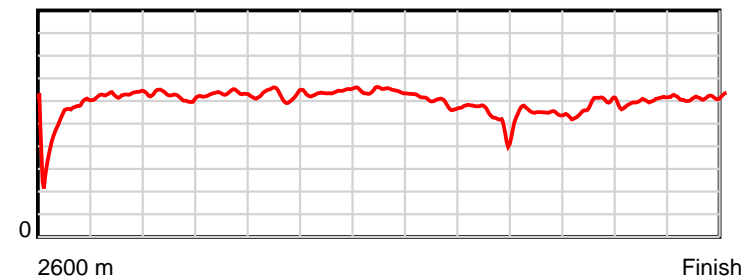
0.6 s Stride duration



20 m/sec Speed



100 % Stride efficiency



Note: Horizontal distance axis grid lines are 200m furlongs.

Disclaimer.

HRNZ and NZMTC and Thoroughbred Ratings Pty Ltd accepts no responsibility for the completeness or accuracy of any of the information contained herein, and makes no representations about its suitability for any particular purpose. Users should make their own judgements about those matters and/or seek independent advice. You assume all risks associated with use of the data provided on this page.



Race Results



August 03, 2018, Race 9, DONSMEDAD TROT, Distance 2600m, Addington - Survey 3200m

Result	TAB no.	Horse (Barrier)	2600 to	2400m to
8th	11	Tessa's Rocket (0)	2400m	2200m
		Position in running (margin)	-	11(43.4)
		Sectional time (s)	24.54	15.20
		Cumulative time (s)	208.62	184.08
		Speed (m/s)	8.15	13.16
		Stride length (m)	4.51	5.69
		Stride duration (s)	0.468	0.432
		Stride efficiency (%)	31.84	50.54
		Stride count	44.31	35.17

Disclaimer.

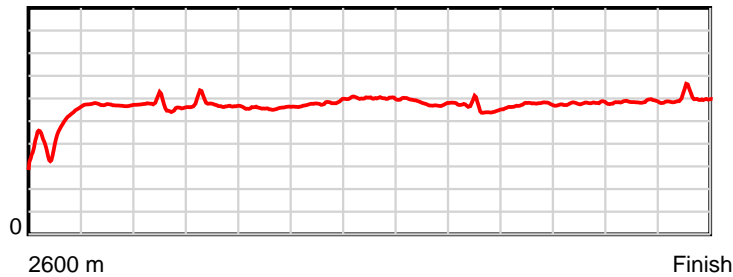
HRNZ and NZMTC and Thoroughbred Ratings Pty Ltd accepts no responsibility for the completeness or accuracy of any of the information contained herein, and makes no representations about its suitability for any particular purpose. Users should make their own judgements about those matters and/or seek independent advice. You assume all risks associated with use of the data provided on this page.

Race Results

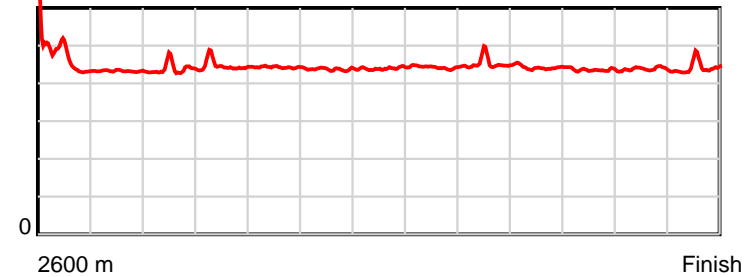
August 03, 2018, Race 9, DONSMEDAD TROT, Distance 2600m, Addington - Survey 3200m

Result	TAB no.	Horse (Barrier)	2200m to	2000m to	1800m to	1600m to	1400m to	1200m to	1000m to	800m to	600m to	400m to	200m to	Total or	Margin
8th	11	Tessa's Rocket (0)	2000m	1800m	1600m	1400m	1200m	1000m	800m	600m	400m	200m	WP	Average	
		Position in running (margin)	11(45.0)	11(40.5)	11(38.0)	11(40.0)	11(39.5)	11(33.0)	11(25.8)	11(20.1)	10(11.1)	9(9.5)	8(14.8)		17.00
		Sectional time (s)	15.48	15.57	15.94	15.12	14.74	15.38	16.16	15.36	15.29	15.12	14.72		
		Cumulative time (s)	168.88	153.40	137.83	121.89	106.77	92.03	76.65	60.49	45.13	29.84	14.72	3:28.62	
		Speed (m/s)	12.92	12.85	12.55	13.23	13.57	13.00	12.38	13.02	13.08	13.23	13.59	12.46	
		Stride length (m)	5.62	5.71	5.55	5.77	5.95	5.75	5.58	5.75	5.69	5.77	5.99	5.61	
		Stride duration (s)	0.435	0.444	0.442	0.436	0.438	0.442	0.451	0.442	0.435	0.436	0.441	0.450	
		Stride efficiency (%)	49.36	50.96	48.14	52.06	55.28	51.71	48.59	51.62	50.52	52.00	56.06	49.26	
		Stride count	35.59	35.02	36.04	34.65	33.63	34.77	35.87	34.80	35.17	34.67	33.39	463.08	

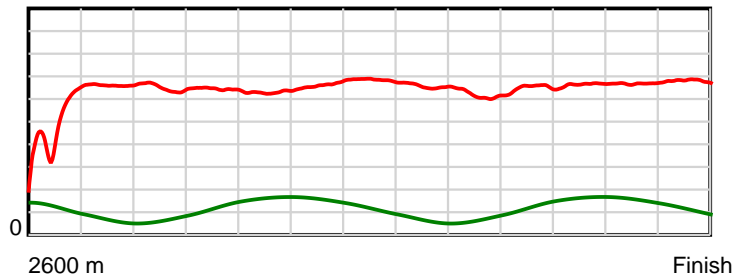
10 m Stride length



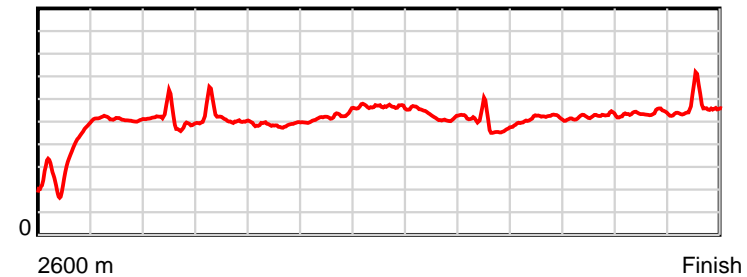
0.6 s Stride duration



20 m/sec Speed



100 % Stride efficiency



Note: Horizontal distance axis grid lines are 200m furlongs.

Disclaimer.

HRNZ and NZMTC and Thoroughbred Ratings Pty Ltd accepts no responsibility for the completeness or accuracy of any of the information contained herein, and makes no representations about its suitability for any particular purpose. Users should make their own judgements about those matters and/or seek independent advice. You assume all risks associated with use of the data provided on this page.



Race Results



August 03, 2018, Race 9, DONSMEDAD TROT, Distance 2600m, Addington - Survey 3200m

Result	TAB no.	Horse (Barrier)	2600 to	2400m to
9th	1	Princess Harbo... (3)		
		Position in running (margin)		
		Sectional time (s)		
		Cumulative time (s)		
		Speed (m/s)		
		Stride length (m)		
		Stride duration (s)		
		Stride efficiency (%)		
		Stride count		

Disclaimer.

HRNZ and NZMTC and Thoroughbred Ratings Pty Ltd accepts no responsibility for the completeness or accuracy of any of the information contained herein, and makes no representations about its suitability for any particular purpose. Users should make their own judgements about those matters and/or seek independent advice. You assume all risks associated with use of the data provided on this page.




Race Results



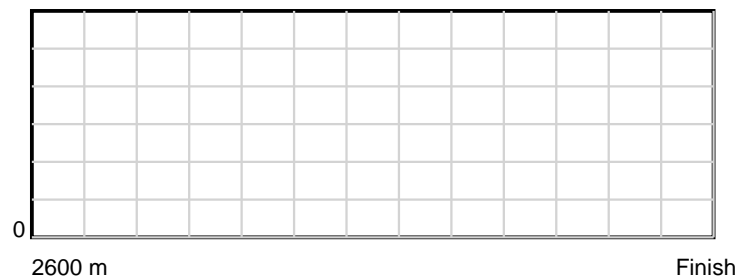
August 03, 2018, Race 9, DONSMEDAD TROT, Distance 2600m, Addington - Survey 3200m

Result	TAB no.	Horse (Barrier)	2200m to	2000m to	1800m to	1600m to	1400m to	1200m to	1000m to	800m to	600m to	400m to	200m to	Total or	Margin
9th	1	Princess Harbo... (3)													
		Position in running (margin)													
		Sectional time (s)													
		Cumulative time (s)													
		Speed (m/s)													
		Stride length (m)													
		Stride duration (s)													
		Stride efficiency (%)													
		Stride count													


10 m Stride length




0.6 s Stride duration



20 m/sec Speed



100 % Stride efficiency



Note: Horizontal distance axis grid lines are 200m furlongs.

Disclaimer.

HRNZ and NZMTC and Thoroughbred Ratings Pty Ltd accepts no responsibility for the completeness or accuracy of any of the information contained herein, and makes no representations about its suitability for any particular purpose. Users should make their own judgements about those matters and/or seek independent advice. You assume all risks associated with use of the data provided on this page.



Race Results



August 03, 2018, Race 9, DONSMEDAD TROT, Distance 2600m, Addington - Survey 3200m

Result	TAB no.	Horse (Barrier)	2600 to	2400m to
10th	8	Wot Up (10)	2400m	2200m
		Position in running (margin)	-	3(4.0)
		Sectional time (s)	17.91	15.39
		Cumulative time (s)	209.54	191.63
		Speed (m/s)	11.17	13.00
		Stride length (m)	5.51	6.30
		Stride duration (s)	0.494	0.485
		Stride efficiency (%)	47.50	62.10
		Stride count	36.28	31.73

Disclaimer.

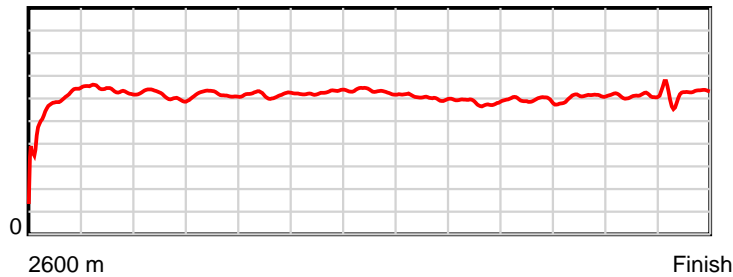
HRNZ and NZMTC and Thoroughbred Ratings Pty Ltd accepts no responsibility for the completeness or accuracy of any of the information contained herein, and makes no representations about its suitability for any particular purpose. Users should make their own judgements about those matters and/or seek independent advice. You assume all risks associated with use of the data provided on this page.

Race Results

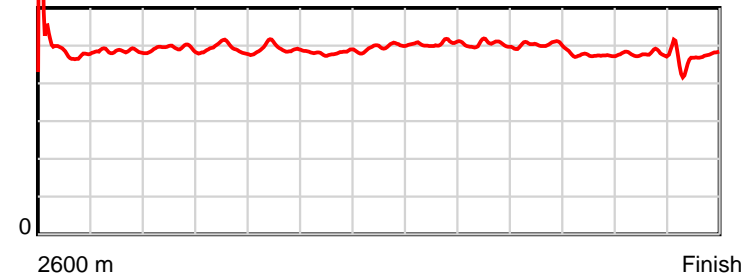
August 03, 2018, Race 9, DONSMEDAD TROT, Distance 2600m, Addington - Survey 3200m

Result	TAB no.	Horse (Barrier)	2200m to	2000m to	1800m to	1600m to	1400m to	1200m to	1000m to	800m to	600m to	400m to	200m to	Total or	Margin
10th	8	Wot Up (10)	2000m	1800m	1600m	1400m	1200m	1000m	800m	600m	400m	200m	WP	Average	
		Position in running (margin)	3(6.8)	3(6.0)	4(5.6)	5(7.3)	5(8.8)	7(8.2)	8(9.4)	8(9.3)	9(9.5)	10(9.9)	9(18.8)		22.20
		Sectional time (s)	16.10	15.92	15.88	15.46	15.73	16.77	17.10	16.90	15.62	15.73	15.03		
		Cumulative time (s)	176.24	160.14	144.22	128.34	112.88	97.15	80.38	63.28	46.38	30.76	15.03	3:29.54	
		Speed (m/s)	12.42	12.56	12.59	12.94	12.71	11.93	11.70	11.83	12.80	12.71	13.31	12.41	
		Stride length (m)	6.12	6.19	6.21	6.23	6.31	6.03	5.89	5.95	6.07	6.07	6.25	6.08	
		Stride duration (s)	0.493	0.492	0.493	0.482	0.497	0.506	0.503	0.502	0.474	0.478	0.469	0.490	
		Stride efficiency (%)	58.56	59.79	60.26	60.67	62.30	56.89	54.12	55.28	57.60	57.63	60.95	57.76	
		Stride count	32.67	32.33	32.21	32.10	31.68	33.15	33.98	33.63	32.94	32.93	32.02	427.65	

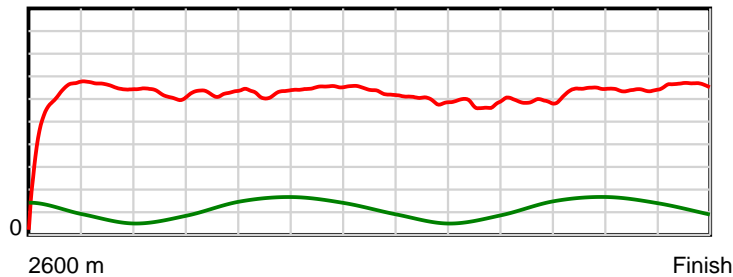
10 m Stride length



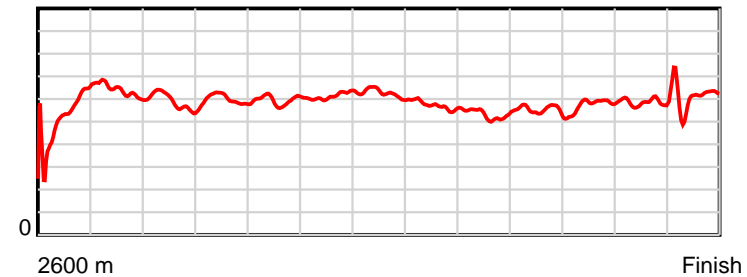
0.5 s Stride duration



20 m/sec Speed



100 % Stride efficiency



Note: Horizontal distance axis grid lines are 200m furlongs.

Disclaimer.

HRNZ and NZMTC and Thoroughbred Ratings Pty Ltd accepts no responsibility for the completeness or accuracy of any of the information contained herein, and makes no representations about its suitability for any particular purpose. Users should make their own judgements about those matters and/or seek independent advice. You assume all risks associated with use of the data provided on this page.



Race Results



August 03, 2018, Race 9, DONSMEDAD TROT, Distance 2600m, Addington - Survey 3200m

Result	TAB no.	Horse (Barrier)	2600 to	2400m to
11th	4	Star Pride (6)	2400m	2200m
		Position in running (margin)	-	10(29.3)
		Sectional time (s)	21.93	16.03
		Cumulative time (s)	209.61	187.68
		Speed (m/s)	9.12	12.48
		Stride length (m)	3.89	5.54
		Stride duration (s)	0.419	0.444
		Stride efficiency (%)	23.69	47.94
		Stride count	51.37	36.11

Disclaimer.

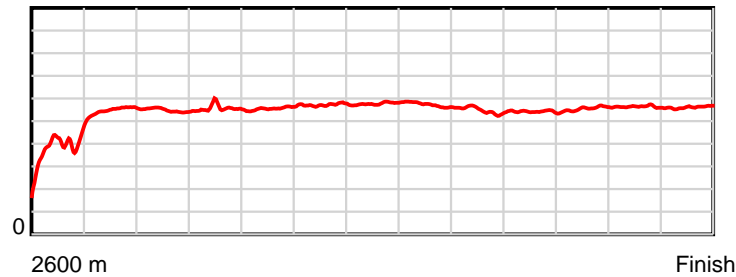
HRNZ and NZMTC and Thoroughbred Ratings Pty Ltd accepts no responsibility for the completeness or accuracy of any of the information contained herein, and makes no representations about its suitability for any particular purpose. Users should make their own judgements about those matters and/or seek independent advice. You assume all risks associated with use of the data provided on this page.

Race Results

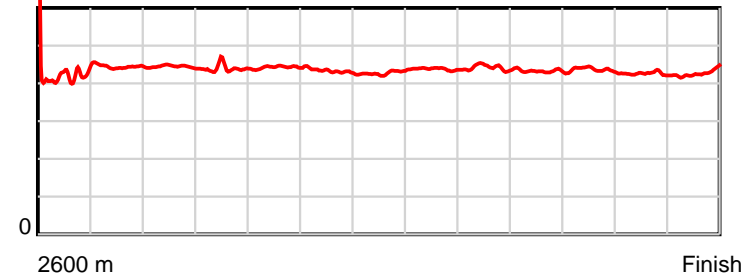
August 03, 2018, Race 9, DONSMEDAD TROT, Distance 2600m, Addington - Survey 3200m

Result	TAB no.	Horse (Barrier)	2200m to	2000m to	1800m to	1600m to	1400m to	1200m to	1000m to	800m to	600m to	400m to	200m to	Total or	Margin
11th	4	Star Pride (6)	2000m	1800m	1600m	1400m	1200m	1000m	800m	600m	400m	200m	WP	Average	
		Position in running (margin)	10(35.9)	10(36.4)	10(34.8)	10(38.1)	10(37.7)	10(31.1)	10(23.0)	10(17.3)	11(11.7)	11(13.4)	11(19.1)		22.60
		Sectional time (s)	16.32	15.73	16.14	15.15	14.74	15.21	16.17	15.92	15.84	15.20	15.23		
		Cumulative time (s)	171.65	155.33	139.60	123.46	108.31	93.57	78.36	62.19	46.27	30.43	15.23	3:29.61	
		Speed (m/s)	12.25	12.71	12.39	13.20	13.57	13.15	12.37	12.56	12.63	13.16	13.13	12.40	
		Stride length (m)	5.45	5.58	5.48	5.71	5.80	5.76	5.46	5.43	5.51	5.61	5.64	5.40	
		Stride duration (s)	0.444	0.438	0.442	0.433	0.428	0.438	0.441	0.432	0.436	0.426	0.429	0.435	
		Stride efficiency (%)	46.35	48.58	46.94	50.98	52.65	51.77	46.56	46.10	47.39	49.10	49.63	45.52	
		Stride count	36.72	35.87	36.49	35.02	34.46	34.75	36.64	36.82	36.32	35.68	35.49	481.74	

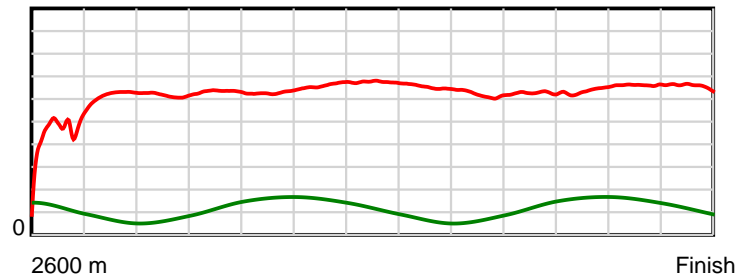
10 m Stride length



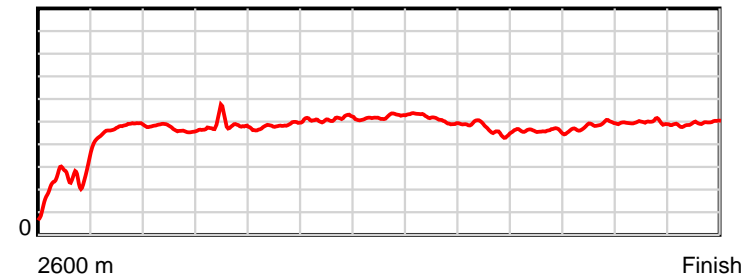
0.6 s Stride duration



20 m/sec Speed



100 % Stride efficiency



Note: Horizontal distance axis grid lines are 200m furlongs.

Disclaimer.

HRNZ and NZMTC and Thoroughbred Ratings Pty Ltd accepts no responsibility for the completeness or accuracy of any of the information contained herein, and makes no representations about its suitability for any particular purpose. Users should make their own judgements about those matters and/or seek independent advice. You assume all risks associated with use of the data provided on this page.



Race Results



August 03, 2018, Race 9, DONSMEDAD TROT, Distance 2600m, Addington - Survey 3200m

Result	TAB no.	Horse (Barrier)	2600 to	2400m to
12th	9	Unique Marshal... (11)	2400m	2200m
		Position in running (margin)	-	6(8.3)
		Sectional time (s)	18.44	15.80
		Cumulative time (s)	212.37	193.93
		Speed (m/s)	10.85	12.66
		Stride length (m)	5.69	6.24
		Stride duration (s)	0.498	0.493
		Stride efficiency (%)	50.51	60.93
		Stride count	35.18	32.03

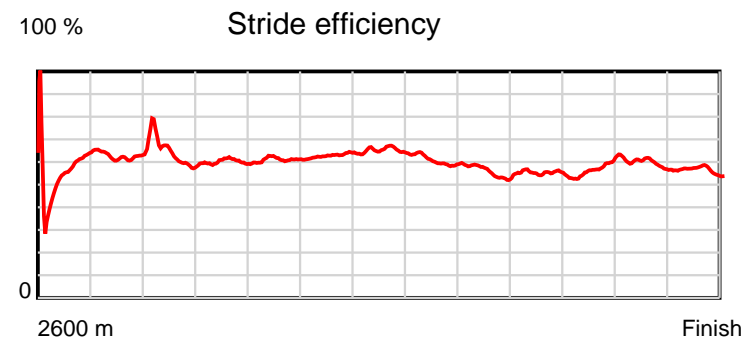
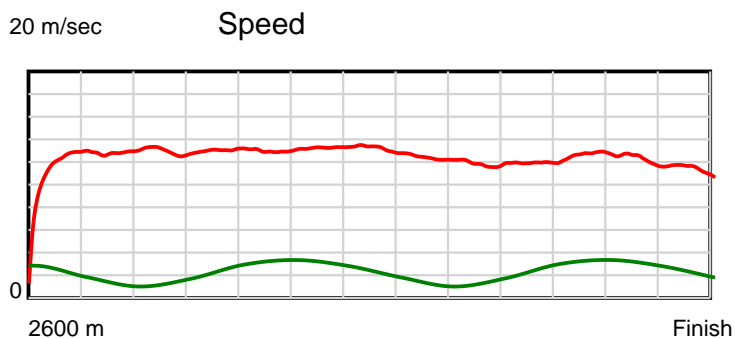
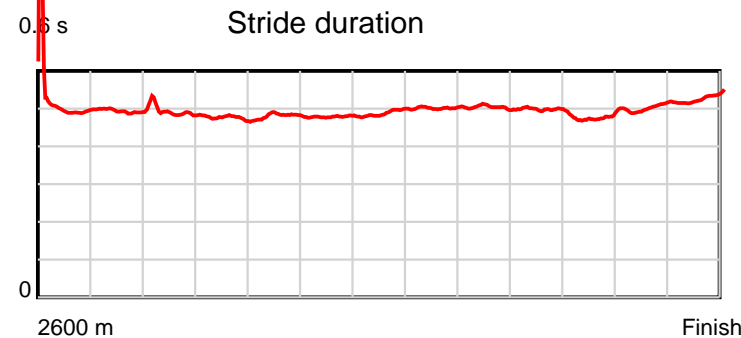
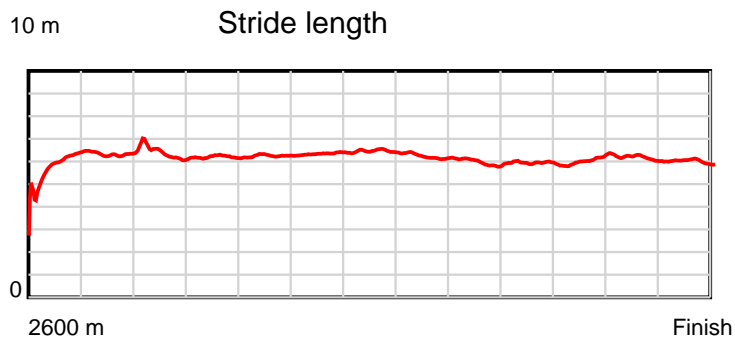
Disclaimer.

HRNZ and NZMTC and Thoroughbred Ratings Pty Ltd accepts no responsibility for the completeness or accuracy of any of the information contained herein, and makes no representations about its suitability for any particular purpose. Users should make their own judgements about those matters and/or seek independent advice. You assume all risks associated with use of the data provided on this page.

Race Results

August 03, 2018, Race 9, DONSMEDAD TROT, Distance 2600m, Addington - Survey 3200m

Result	TAB no.	Horse (Barrier)	2200m to	2000m to	1800m to	1600m to	1400m to	1200m to	1000m to	800m to	600m to	400m to	200m to	Total or	Margin
12th	9	Unique Marshal... (11)	2000m	1800m	1600m	1400m	1200m	1000m	800m	600m	400m	200m	WP	Average	
		Position in running (margin)	6(13.5)	6(10.0)	5(6.2)	4(6.8)	4(7.0)	3(3.5)	2(2.3)	2(1.9)	2(1.0)	6(5.1)	10(19.0)		37.80
		Sectional time (s)	15.65	15.36	15.68	15.26	15.24	16.36	17.06	16.72	16.23	16.56	18.01		
		Cumulative time (s)	178.13	162.48	147.12	131.44	116.18	100.94	84.58	67.52	50.80	34.57	18.01	3:32.37	
		Speed (m/s)	12.78	13.02	12.76	13.11	13.12	12.22	11.72	11.96	12.32	12.08	11.10	12.24	
		Stride length (m)	6.27	6.18	6.14	6.27	6.41	6.13	5.90	5.95	5.89	6.08	5.88	6.07	
		Stride duration (s)	0.490	0.475	0.481	0.479	0.489	0.502	0.503	0.497	0.478	0.503	0.530	0.496	
		Stride efficiency (%)	61.41	59.74	58.82	61.45	64.18	58.76	54.38	55.30	54.24	57.72	54.06	57.62	
		Stride count	31.90	32.35	32.60	31.89	31.21	32.62	33.90	33.62	33.95	32.91	34.00	428.16	



Note: Horizontal distance axis grid lines are 200m furlongs.

Disclaimer.

HRNZ and NZMTC and Thoroughbred Ratings Pty Ltd accepts no responsibility for the completeness or accuracy of any of the information contained herein, and makes no representations about its suitability for any particular purpose. Users should make their own judgements about those matters and/or seek independent advice. You assume all risks associated with use of the data provided on this page.