



Race Results

NZ Metropolitan Trotting Club Inc, HRNZ, August 31, 2018

Compilation date: August 31, 2018, 8:22:26 PM (NZST)

Copyright © 2018 HRNZ and NZMTC. All rights reserved.

Trademarks.

StrideMASTER is a registered trademark of Thoroughbred Ratings Pty Ltd.

Disclaimer.

HRNZ and NZMTC and Thoroughbred Ratings Pty Ltd accepts no responsibility for the completeness or accuracy of any of the information contained herein, and makes no representations about its suitability for any particular purpose. Users should make their own judgements about those matters and/or seek independent advice. You assume all risks associated with use of the data provided on this page.



Race Results



August 31, 2018, Race 6, ALLIED SECURITY MAURICE HOLMES VASE (STANDING START PACE), Distance 2600m, Addington - Survey 3200m

Result	TAB no.	Horse (Barrier)	2600 to	2400m to
1st	6	Thefixer (6)	2400m	2200m
		Position in running (margin)	-	3(2.5)
		Sectional time (s)	15.81	14.68
		Cumulative time (s)	197.61	181.80
		Speed (m/s)	12.65	13.62
		Stride length (m)	5.74	6.38
		Stride duration (s)	0.448	0.468
		Stride efficiency (%)	51.41	63.61
		Stride count	34.87	31.35

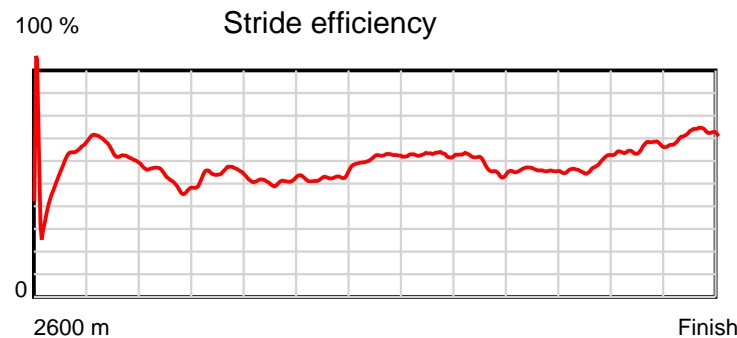
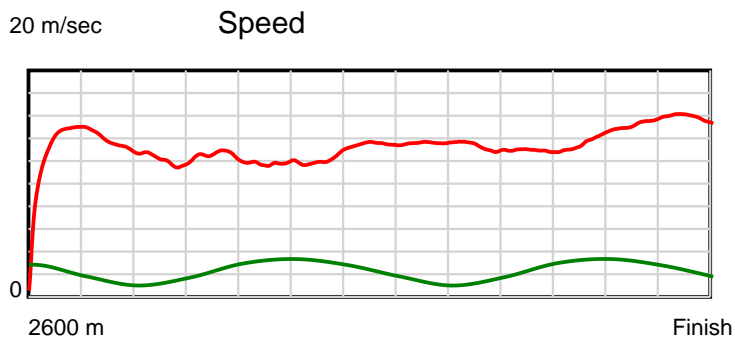
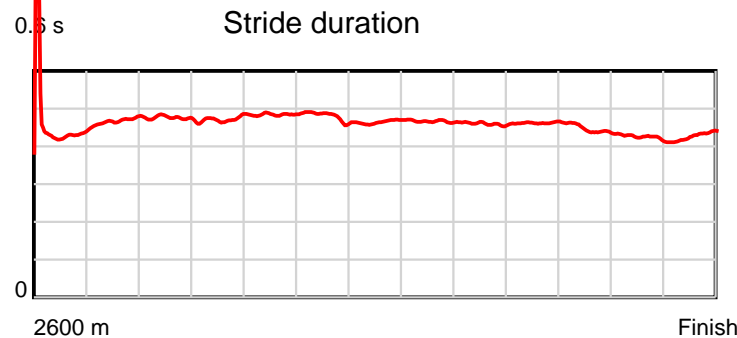
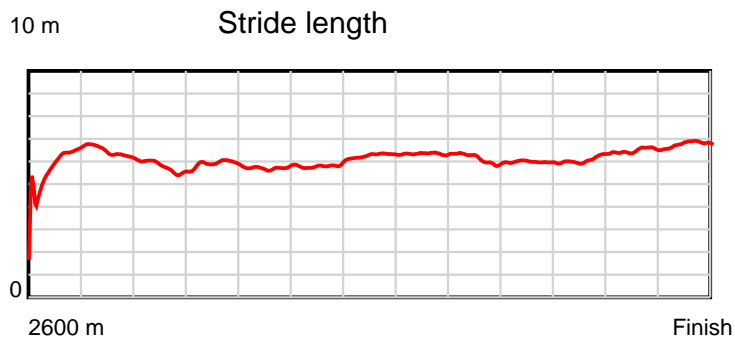
Disclaimer.

HRNZ and NZMTC and Thoroughbred Ratings Pty Ltd accepts no responsibility for the completeness or accuracy of any of the information contained herein, and makes no representations about its suitability for any particular purpose. Users should make their own judgements about those matters and/or seek independent advice. You assume all risks associated with use of the data provided on this page.

Race Results

August 31, 2018, Race 6, ALLIED SECURITY MAURICE HOLMES VASE (STANDING START PACE), Distance 2600m, Addington - Survey 3200m

Result	TAB no.	Horse (Barrier)	2200m to	2000m to	1800m to	1600m to	1400m to	1200m to	1000m to	800m to	600m to	400m to	200m to	Total or	Margin
1st	6	Thefixer (6)	2000m	1800m	1600m	1400m	1200m	1000m	800m	600m	400m	200m	WP	Average	
		Position in running (margin)	3(3.2)	4(4.4)	4(6.1)	4(5.7)	4(6.0)	3(3.1)	3(2.3)	2(0.9)	2(0.4)	2(1.1)	2(0.8)		0.00
		Sectional time (s)	16.66	15.91	16.99	16.43	14.82	15.06	15.27	15.43	14.86	13.20	12.49		
		Cumulative time (s)	167.12	150.46	134.55	117.56	101.13	86.31	71.25	55.98	40.55	25.69	12.49	3:17.61	
		Speed (m/s)	12.00	12.57	11.77	12.17	13.50	13.28	13.10	12.96	13.46	15.15	16.01	13.16	
		Stride length (m)	5.71	5.93	5.70	5.84	6.27	6.19	6.02	6.00	5.99	6.41	6.87	6.06	
		Stride duration (s)	0.476	0.472	0.484	0.480	0.465	0.466	0.460	0.462	0.445	0.423	0.429	0.461	
		Stride efficiency (%)	50.97	54.92	50.82	53.27	61.49	59.90	56.70	56.16	56.01	64.25	73.73	57.46	
		Stride count	35.02	33.73	35.07	34.25	31.88	32.30	33.20	33.36	33.41	31.19	29.12	428.75	



Note: Horizontal distance axis grid lines are 200m furlongs.

Disclaimer.

HRNZ and NZMTC and Thoroughbred Ratings Pty Ltd accepts no responsibility for the completeness or accuracy of any of the information contained herein, and makes no representations about its suitability for any particular purpose. Users should make their own judgements about those matters and/or seek independent advice. You assume all risks associated with use of the data provided on this page.



Race Results



August 31, 2018, Race 6, ALLIED SECURITY MAURICE HOLMES VASE (STANDING START PACE), Distance 2600m, Addington - Survey 3200m

Result	TAB no.	Horse (Barrier)	2600 to	2400m to
2nd	5	Captain Dolmio (5)	2400m	2200m
		Position in running (margin)	-	4(4.3)
		Sectional time (s)	16.10	14.66
		Cumulative time (s)	197.65	181.55
		Speed (m/s)	12.42	13.64
		Stride length (m)	5.85	6.63
		Stride duration (s)	0.471	0.486
		Stride efficiency (%)	53.54	68.73
		Stride count	34.17	30.16

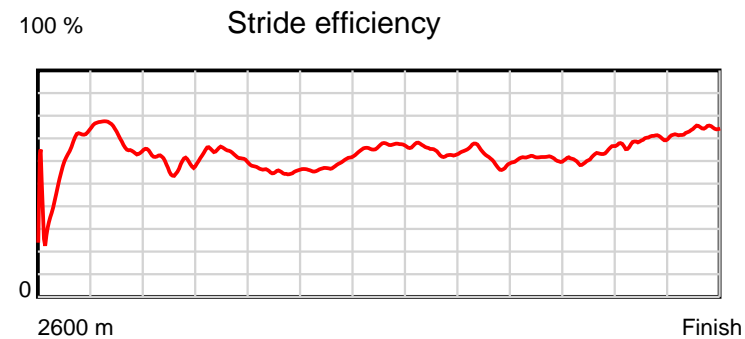
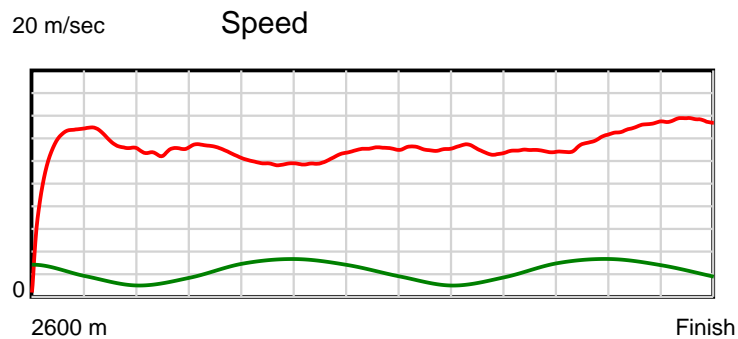
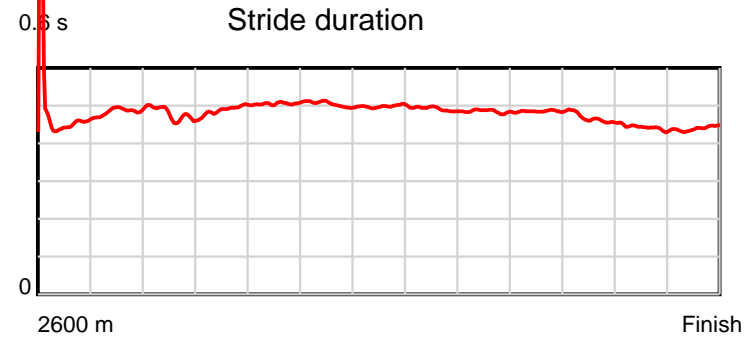
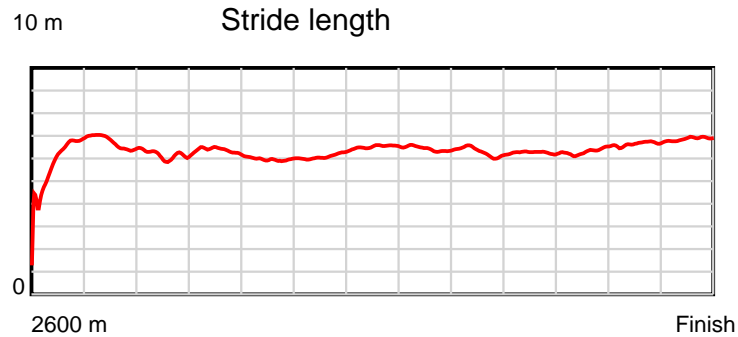
Disclaimer.

HRNZ and NZMTC and Thoroughbred Ratings Pty Ltd accepts no responsibility for the completeness or accuracy of any of the information contained herein, and makes no representations about its suitability for any particular purpose. Users should make their own judgements about those matters and/or seek independent advice. You assume all risks associated with use of the data provided on this page.

Race Results

August 31, 2018, Race 6, ALLIED SECURITY MAURICE HOLMES VASE (STANDING START PACE), Distance 2600m, Addington - Survey 3200m

Result	TAB no.	Horse (Barrier)	2200m to	2000m to	1800m to	1600m to	1400m to	1200m to	1000m to	800m to	600m to	400m to	200m to	Total or	Margin
2nd	5	Captain Dolmio (5)	2000m	1800m	1600m	1400m	1200m	1000m	800m	600m	400m	200m	WP	Average	
		Position in running (margin)	4(4.8)	2(0.9)	1(0.0)	1(0.0)	1(0.0)	1(0.0)	1(0.0)	1(0.0)	1(0.0)	1(0.0)	1(0.0)		0.20
		Sectional time (s)	15.80	15.48	17.06	16.39	15.30	15.20	15.50	15.51	14.75	13.24	12.66		
		Cumulative time (s)	166.89	151.09	135.61	118.55	102.16	86.86	71.66	56.16	40.65	25.90	12.66	3:17.65	
		Speed (m/s)	12.66	12.92	11.72	12.20	13.07	13.16	12.90	12.89	13.56	15.11	15.80	13.15	
		Stride length (m)	6.03	6.34	5.93	6.14	6.51	6.46	6.25	6.26	6.31	6.66	6.96	6.32	
		Stride duration (s)	0.476	0.491	0.506	0.504	0.498	0.491	0.484	0.485	0.465	0.441	0.440	0.480	
		Stride efficiency (%)	56.81	62.84	54.96	59.00	66.30	65.15	61.06	61.22	62.22	69.29	75.61	62.41	
		Stride count	33.17	31.54	33.72	32.55	30.71	30.97	31.99	31.95	31.70	30.04	28.75	411.42	



Note: Horizontal distance axis grid lines are 200m furlongs.

Disclaimer.

HRNZ and NZMTC and Thoroughbred Ratings Pty Ltd accepts no responsibility for the completeness or accuracy of any of the information contained herein, and makes no representations about its suitability for any particular purpose. Users should make their own judgements about those matters and/or seek independent advice. You assume all risks associated with use of the data provided on this page.



Race Results



August 31, 2018, Race 6, ALLIED SECURITY MAURICE HOLMES VASE (STANDING START PACE), Distance 2600m, Addington - Survey 3200m

Result	TAB no.	Horse (Barrier)	2600 to	2400m to
3rd	2	Dream About Me (2)	2400m	2200m
		Position in running (margin)	-	5(6.2)
		Sectional time (s)	16.29	14.75
		Cumulative time (s)	197.78	181.49
		Speed (m/s)	12.28	13.56
		Stride length (m)	5.65	6.35
		Stride duration (s)	0.457	0.468
		Stride efficiency (%)	49.82	62.94
		Stride count	35.42	31.51

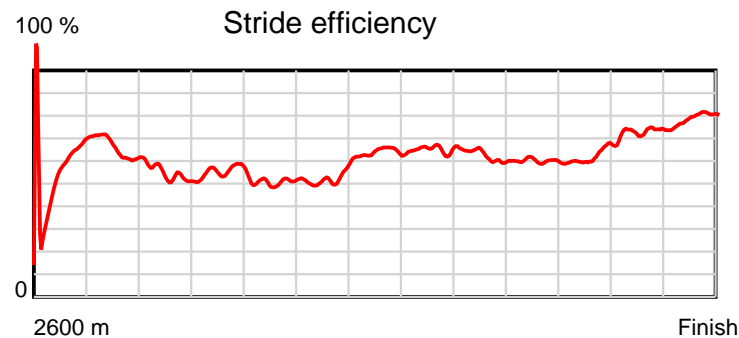
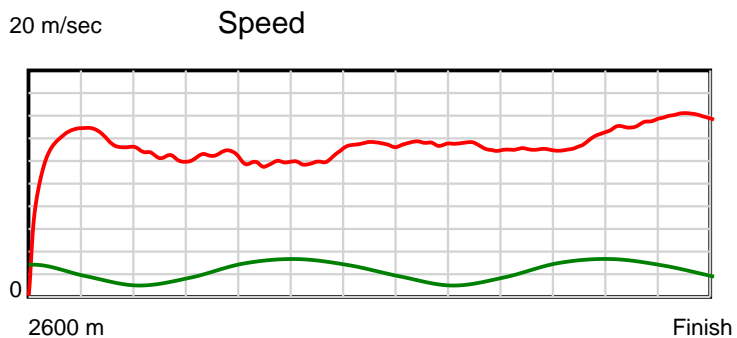
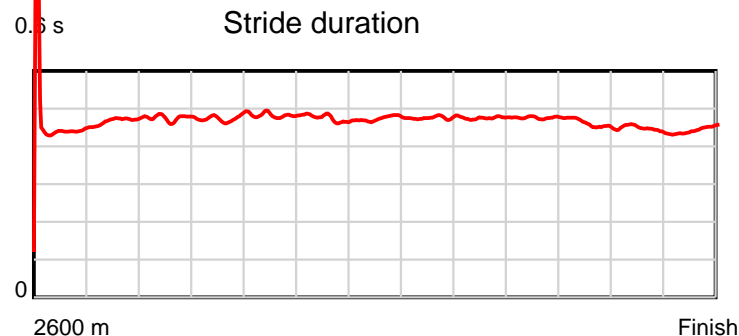
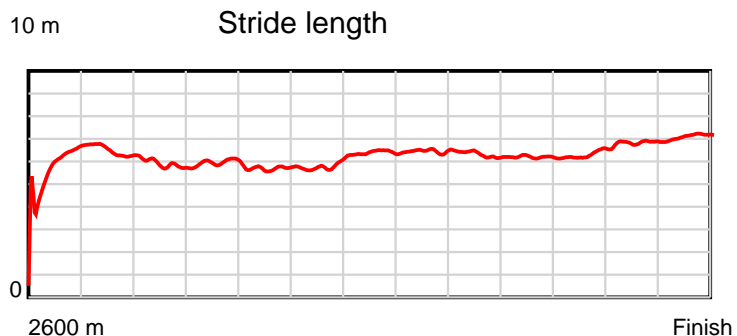
Disclaimer.

HRNZ and NZMTC and Thoroughbred Ratings Pty Ltd accepts no responsibility for the completeness or accuracy of any of the information contained herein, and makes no representations about its suitability for any particular purpose. Users should make their own judgements about those matters and/or seek independent advice. You assume all risks associated with use of the data provided on this page.

Race Results

August 31, 2018, Race 6, ALLIED SECURITY MAURICE HOLMES VASE (STANDING START PACE), Distance 2600m, Addington - Survey 3200m

Result	TAB no.	Horse (Barrier)	2200m to	2000m to	1800m to	1600m to	1400m to	1200m to	1000m to	800m to	600m to	400m to	200m to	Total or	Margin
3rd	2	Dream About Me (2)	2000m	1800m	1600m	1400m	1200m	1000m	800m	600m	400m	200m	WP	Average	
		Position in running (margin)	5(7.4)	5(6.6)	5(8.2)	5(7.6)	5(7.7)	5(4.8)	4(3.7)	4(3.3)	4(2.8)	4(2.5)	4(2.2)		0.90
		Sectional time (s)	16.33	15.89	16.96	16.41	14.81	15.01	15.44	15.43	14.71	13.18	12.57		
		Cumulative time (s)	166.74	150.41	134.52	117.56	101.15	86.34	71.33	55.89	40.46	25.75	12.57	3:17.78	
		Speed (m/s)	12.25	12.59	11.79	12.19	13.50	13.32	12.95	12.96	13.60	15.17	15.91	13.15	
		Stride length (m)	5.83	5.98	5.68	5.79	6.40	6.34	6.16	6.17	6.24	6.77	7.09	6.16	
		Stride duration (s)	0.476	0.475	0.482	0.475	0.474	0.476	0.475	0.476	0.459	0.446	0.446	0.469	
		Stride efficiency (%)	53.10	55.88	50.50	52.30	63.93	62.89	59.20	59.45	60.79	71.70	78.49	59.33	
		Stride count	34.31	33.44	35.18	34.57	31.27	31.53	32.49	32.43	32.07	29.53	28.22	421.97	



Note: Horizontal distance axis grid lines are 200m furlongs.

Disclaimer.

HRNZ and NZMTC and Thoroughbred Ratings Pty Ltd accepts no responsibility for the completeness or accuracy of any of the information contained herein, and makes no representations about its suitability for any particular purpose. Users should make their own judgements about those matters and/or seek independent advice. You assume all risks associated with use of the data provided on this page.



Race Results



August 31, 2018, Race 6, ALLIED SECURITY MAURICE HOLMES VASE (STANDING START PACE), Distance 2600m, Addington - Survey 3200m

Result	TAB no.	Horse (Barrier)	2600 to	2400m to
4th	8	Alta Orlando (0)	2400m	2200m
		Position in running (margin)	-	1(0.0)
		Sectional time (s)	15.34	14.56
		Cumulative time (s)	197.80	182.46
		Speed (m/s)	13.04	13.74
		Stride length (m)	5.61	6.04
		Stride duration (s)	0.400	0.440
		Stride efficiency (%)	49.14	56.98
		Stride count	35.67	33.12

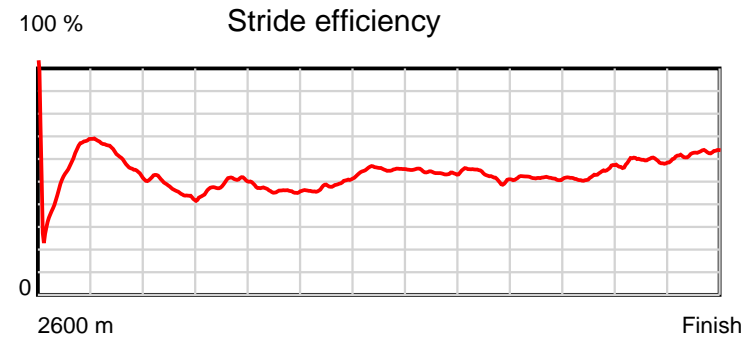
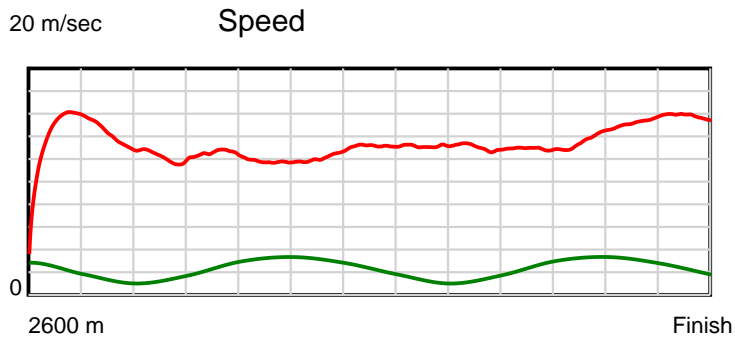
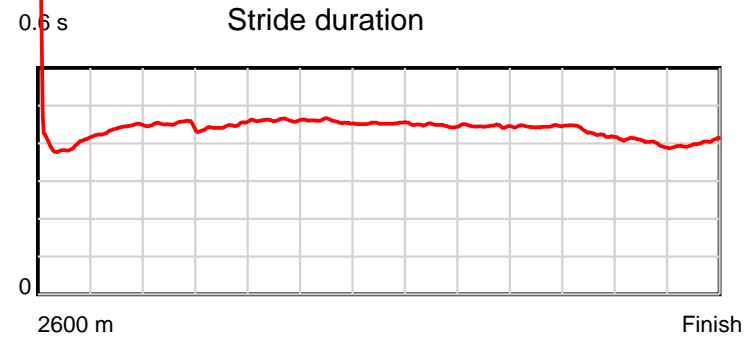
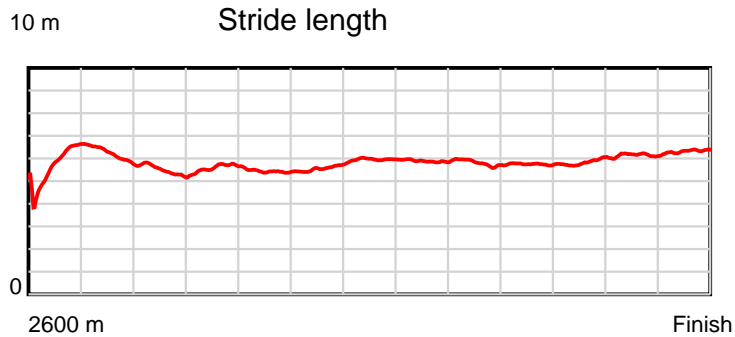
Disclaimer.

HRNZ and NZMTC and Thoroughbred Ratings Pty Ltd accepts no responsibility for the completeness or accuracy of any of the information contained herein, and makes no representations about its suitability for any particular purpose. Users should make their own judgements about those matters and/or seek independent advice. You assume all risks associated with use of the data provided on this page.

Race Results

August 31, 2018, Race 6, ALLIED SECURITY MAURICE HOLMES VASE (STANDING START PACE), Distance 2600m, Addington - Survey 3200m

Result	TAB no.	Horse (Barrier)	2200m to	2000m to	1800m to	1600m to	1400m to	1200m to	1000m to	800m to	600m to	400m to	200m to	Total or	Margin
4th	8	Alta Orlando (0)	2000m	1800m	1600m	1400m	1200m	1000m	800m	600m	400m	200m	WP	Average	
		Position in running (margin)	1(0.0)	1(0.0)	2(2.1)	2(1.6)	2(2.1)	2(1.9)	2(2.1)	3(2.4)	3(2.4)	3(2.3)	3(1.0)		1.10
		Sectional time (s)	16.46	15.97	16.98	16.47	15.28	15.22	15.55	15.52	14.73	13.02	12.70		
		Cumulative time (s)	167.90	151.44	135.47	118.49	102.02	86.74	71.52	55.97	40.45	25.72	12.70	3:17.80	
		Speed (m/s)	12.15	12.52	11.78	12.14	13.09	13.14	12.86	12.89	13.58	15.36	15.75	13.14	
		Stride length (m)	5.47	5.59	5.44	5.56	5.93	5.88	5.73	5.74	5.82	6.17	6.32	5.78	
		Stride duration (s)	0.450	0.447	0.461	0.458	0.453	0.448	0.446	0.445	0.428	0.402	0.401	0.440	
		Stride efficiency (%)	46.79	48.90	46.16	48.33	54.99	54.07	51.32	51.44	52.85	59.56	62.32	52.21	
		Stride count	36.55	35.75	36.80	35.96	33.72	34.00	34.90	34.86	34.39	32.40	31.67	449.79	



Note: Horizontal distance axis grid lines are 200m furlongs.

Disclaimer.

HRNZ and NZMTC and Thoroughbred Ratings Pty Ltd accepts no responsibility for the completeness or accuracy of any of the information contained herein, and makes no representations about its suitability for any particular purpose. Users should make their own judgements about those matters and/or seek independent advice. You assume all risks associated with use of the data provided on this page.



Race Results



August 31, 2018, Race 6, ALLIED SECURITY MAURICE HOLMES VASE (STANDING START PACE), Distance 2600m, Addington - Survey 3200m

Result	TAB no.	Horse (Barrier)	2600 to	2400m to
5th	1	Forgotten High... (1)	2400m	2200m
		Position in running (margin)	-	6(9.4)
		Sectional time (s)	16.68	14.47
		Cumulative time (s)	197.91	181.23
		Speed (m/s)	11.99	13.82
		Stride length (m)	5.53	6.59
		Stride duration (s)	0.452	0.477
		Stride efficiency (%)	47.75	67.82
		Stride count	36.18	30.36

Disclaimer.

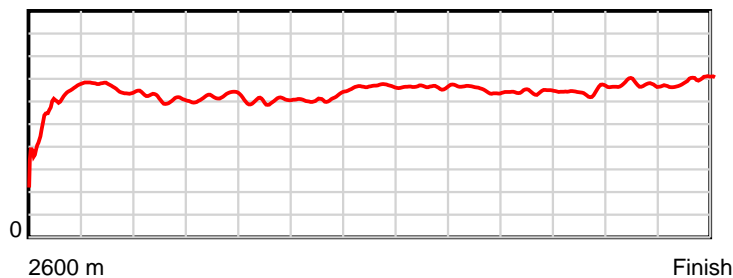
HRNZ and NZMTC and Thoroughbred Ratings Pty Ltd accepts no responsibility for the completeness or accuracy of any of the information contained herein, and makes no representations about its suitability for any particular purpose. Users should make their own judgements about those matters and/or seek independent advice. You assume all risks associated with use of the data provided on this page.

Race Results

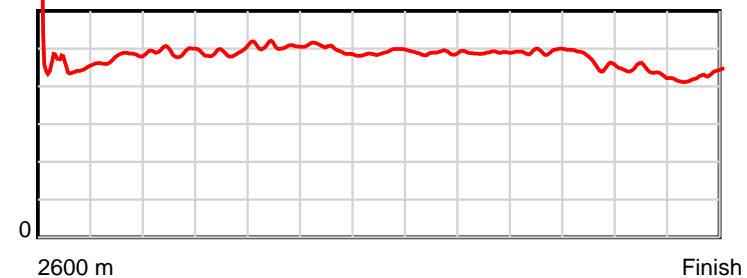
August 31, 2018, Race 6, ALLIED SECURITY MAURICE HOLMES VASE (STANDING START PACE), Distance 2600m, Addington - Survey 3200m

Result	TAB no.	Horse (Barrier)	2200m to	2000m to	1800m to	1600m to	1400m to	1200m to	1000m to	800m to	600m to	400m to	200m to	Total or	Margin
5th	1	Forgotten High... (1)	2000m	1800m	1600m	1400m	1200m	1000m	800m	600m	400m	200m	WP	Average	
		Position in running (margin)	6(8.9)	6(8.2)	6(9.6)	6(10.0)	6(10.0)	7(7.0)	6(5.2)	6(4.7)	6(4.2)	6(4.6)	6(4.1)		1.70
		Sectional time (s)	16.35	15.87	17.12	16.39	14.80	14.89	15.43	15.43	14.81	13.17	12.50		
		Cumulative time (s)	166.76	150.41	134.54	117.42	101.03	86.23	71.34	55.91	40.48	25.67	12.50	3:17.91	
		Speed (m/s)	12.23	12.60	11.68	12.20	13.51	13.43	12.96	12.96	13.50	15.19	16.00	13.14	
		Stride length (m)	6.04	6.18	5.92	6.09	6.63	6.57	6.34	6.39	6.30	6.65	6.83	6.29	
		Stride duration (s)	0.494	0.490	0.507	0.499	0.490	0.489	0.489	0.493	0.467	0.438	0.427	0.479	
		Stride efficiency (%)	57.01	59.72	54.73	58.02	68.63	67.47	62.87	63.85	62.06	69.16	72.87	61.89	
		Stride count	33.11	32.35	33.80	32.82	30.18	30.44	31.53	31.29	31.74	30.06	29.29	413.15	

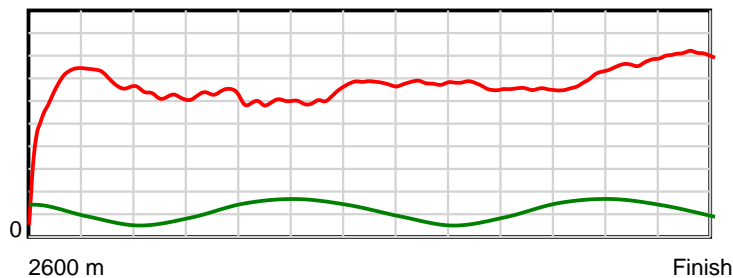
10 m Stride length



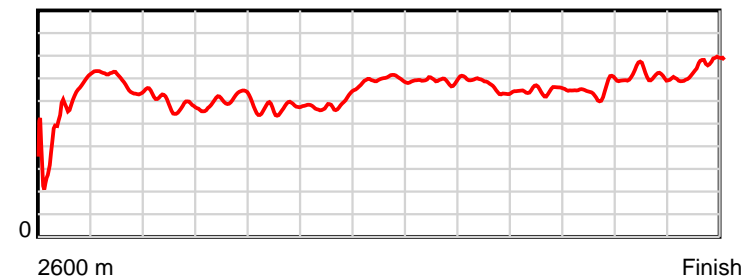
0.5 s Stride duration



20 m/sec Speed



100 % Stride efficiency



Note: Horizontal distance axis grid lines are 200m furlongs.

Disclaimer.

HRNZ and NZMTC and Thoroughbred Ratings Pty Ltd accepts no responsibility for the completeness or accuracy of any of the information contained herein, and makes no representations about its suitability for any particular purpose. Users should make their own judgements about those matters and/or seek independent advice. You assume all risks associated with use of the data provided on this page.



Race Results



August 31, 2018, Race 6, ALLIED SECURITY MAURICE HOLMES VASE (STANDING START PACE), Distance 2600m, Addington - Survey 3200m

Result	TAB no.	Horse (Barrier)	2600 to	2400m to
6th	7	Classie Brigad... (7)	2400m	2200m
		Position in running (margin)	-	2(0.9)
		Sectional time (s)	15.36	14.63
		Cumulative time (s)	198.45	183.09
		Speed (m/s)	13.02	13.67
		Stride length (m)	5.30	5.85
		Stride duration (s)	0.408	0.428
		Stride efficiency (%)	43.92	53.53
		Stride count	37.73	34.17

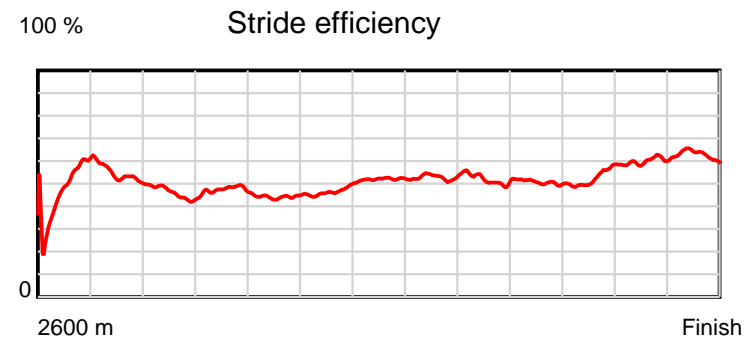
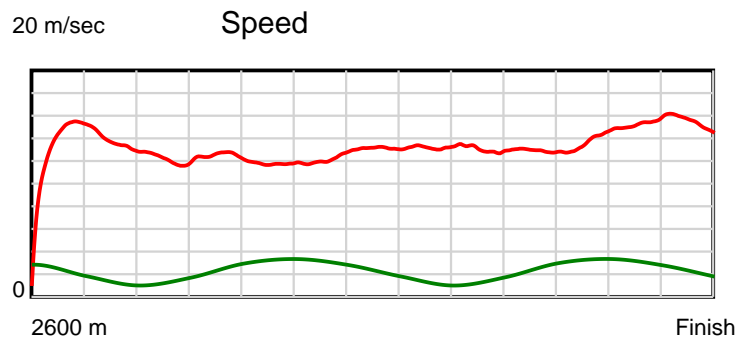
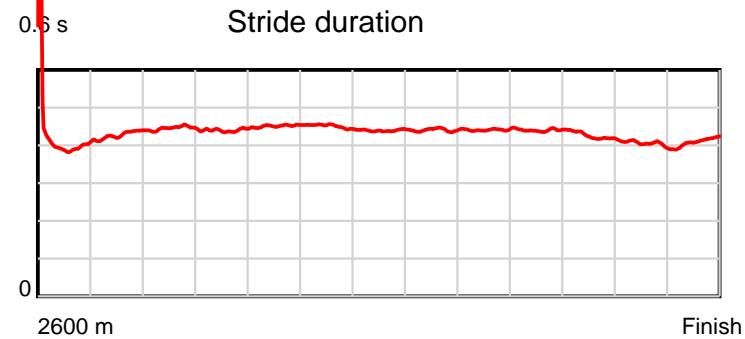
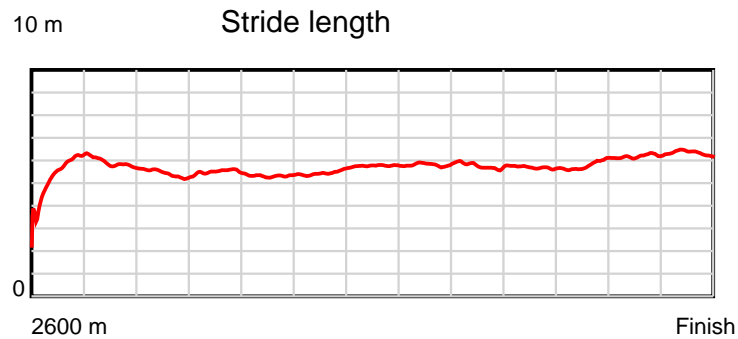
Disclaimer.

HRNZ and NZMTC and Thoroughbred Ratings Pty Ltd accepts no responsibility for the completeness or accuracy of any of the information contained herein, and makes no representations about its suitability for any particular purpose. Users should make their own judgements about those matters and/or seek independent advice. You assume all risks associated with use of the data provided on this page.

Race Results

August 31, 2018, Race 6, ALLIED SECURITY MAURICE HOLMES VASE (STANDING START PACE), Distance 2600m, Addington - Survey 3200m

Result	TAB no.	Horse (Barrier)	2200m to	2000m to	1800m to	1600m to	1400m to	1200m to	1000m to	800m to	600m to	400m to	200m to	Total or	Margin
6th	7	Classie Brigad... (7)	2000m	1800m	1600m	1400m	1200m	1000m	800m	600m	400m	200m	WP	Average	
		Position in running (margin)	2(1.3)	3(1.9)	3(3.9)	3(4.2)	3(4.7)	4(3.8)	5(3.8)	5(3.4)	5(3.8)	5(4.3)	5(3.2)		4.70
		Sectional time (s)	16.57	15.94	17.11	16.48	15.15	15.19	15.44	15.59	14.83	13.06	13.10		
		Cumulative time (s)	168.46	151.89	135.95	118.84	102.36	87.21	72.02	56.58	40.99	26.16	13.10	3:18.45	
		Speed (m/s)	12.07	12.55	11.69	12.14	13.20	13.17	12.95	12.83	13.49	15.31	15.27	13.10	
		Stride length (m)	5.38	5.53	5.28	5.46	5.81	5.80	5.72	5.65	5.72	6.19	6.28	5.67	
		Stride duration (s)	0.445	0.441	0.451	0.450	0.440	0.440	0.441	0.440	0.425	0.404	0.411	0.433	
		Stride efficiency (%)	45.19	47.73	43.52	46.64	52.68	52.59	51.07	49.81	51.21	59.90	61.70	50.32	
		Stride count	37.19	36.19	37.90	36.61	34.45	34.48	34.98	35.43	34.94	32.30	31.83	458.20	



Note: Horizontal distance axis grid lines are 200m furlongs.

Disclaimer.

HRNZ and NZMTC and Thoroughbred Ratings Pty Ltd accepts no responsibility for the completeness or accuracy of any of the information contained herein, and makes no representations about its suitability for any particular purpose. Users should make their own judgements about those matters and/or seek independent advice. You assume all risks associated with use of the data provided on this page.



Race Results



August 31, 2018, Race 6, ALLIED SECURITY MAURICE HOLMES VASE (STANDING START PACE), Distance 2600m, Addington - Survey 3200m

Result	TAB no.	Horse (Barrier)	2600 to	2400m to
7th	3	Don Domingo (3)	2400m	2200m
		Position in running (margin)	-	7(10.6)
		Sectional time (s)	16.84	14.81
		Cumulative time (s)	198.87	182.03
		Speed (m/s)	11.88	13.50
		Stride length (m)	5.26	6.12
		Stride duration (s)	0.449	0.453
		Stride efficiency (%)	43.26	58.52
		Stride count	38.01	32.68

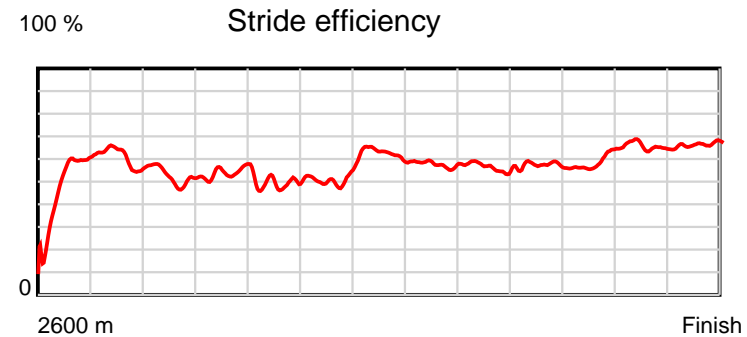
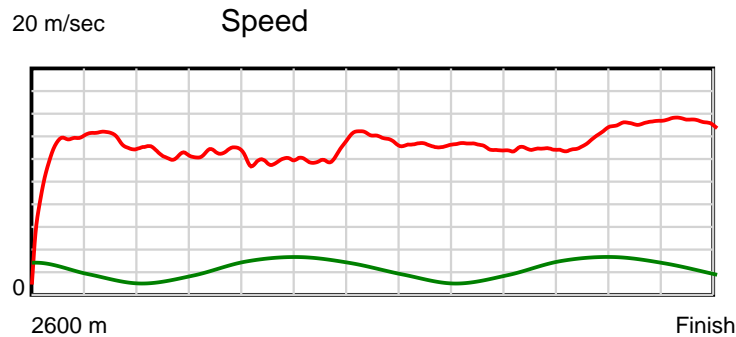
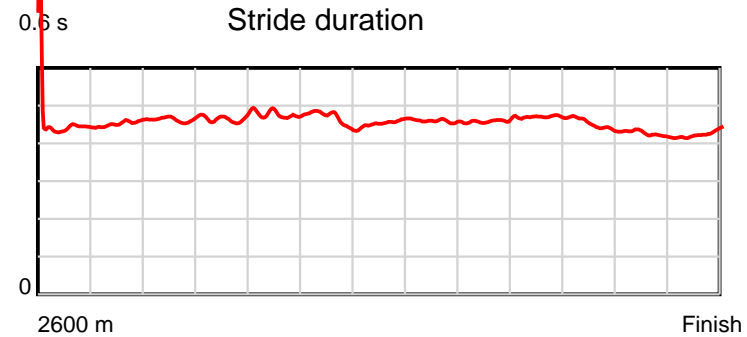
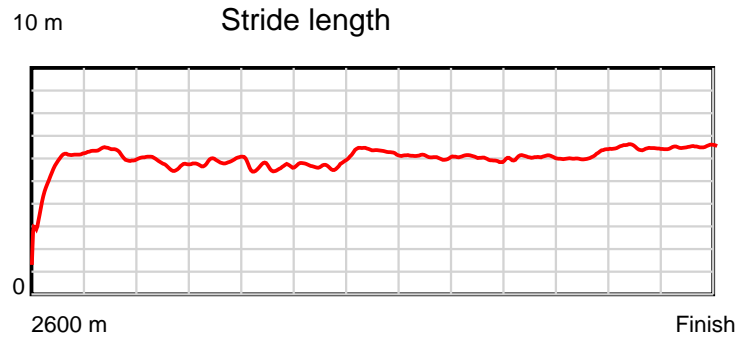
Disclaimer.

HRNZ and NZMTC and Thoroughbred Ratings Pty Ltd accepts no responsibility for the completeness or accuracy of any of the information contained herein, and makes no representations about its suitability for any particular purpose. Users should make their own judgements about those matters and/or seek independent advice. You assume all risks associated with use of the data provided on this page.

Race Results

August 31, 2018, Race 6, ALLIED SECURITY MAURICE HOLMES VASE (STANDING START PACE), Distance 2600m, Addington - Survey 3200m

Result	TAB no.	Horse (Barrier)	2200m to	2000m to	1800m to	1600m to	1400m to	1200m to	1000m to	800m to	600m to	400m to	200m to	Total or	Margin
7th	3	Don Domingo (3)	2000m	1800m	1600m	1400m	1200m	1000m	800m	600m	400m	200m	WP	Average	
		Position in running (margin)	7(12.1)	7(11.0)	7(11.8)	7(11.2)	7(10.5)	6(5.5)	7(5.7)	7(5.4)	7(5.2)	7(6.2)	7(5.7)		7.00
		Sectional time (s)	16.29	15.75	16.96	16.26	14.47	15.23	15.46	15.48	14.92	13.16	13.24		
		Cumulative time (s)	167.22	150.93	135.18	118.22	101.96	87.49	72.26	56.80	41.32	26.40	13.24	3:18.87	
		Speed (m/s)	12.28	12.70	11.79	12.30	13.82	13.13	12.94	12.92	13.40	15.20	15.11	13.07	
		Stride length (m)	5.69	5.92	5.61	5.73	6.30	6.02	5.95	6.07	6.02	6.46	6.44	5.95	
		Stride duration (s)	0.464	0.466	0.476	0.466	0.455	0.459	0.460	0.470	0.449	0.425	0.427	0.455	
		Stride efficiency (%)	50.63	54.80	49.19	51.29	61.93	56.73	55.23	57.55	56.65	65.28	64.90	55.34	
		Stride count	35.14	33.77	35.65	34.91	31.77	33.20	33.64	32.96	33.22	30.94	31.03	436.92	



Note: Horizontal distance axis grid lines are 200m furlongs.

Disclaimer.

HRNZ and NZMTC and Thoroughbred Ratings Pty Ltd accepts no responsibility for the completeness or accuracy of any of the information contained herein, and makes no representations about its suitability for any particular purpose. Users should make their own judgements about those matters and/or seek independent advice. You assume all risks associated with use of the data provided on this page.



Race Results



August 31, 2018, Race 6, ALLIED SECURITY MAURICE HOLMES VASE (STANDING START PACE), Distance 2600m, Addington - Survey 3200m

Result	TAB no.	Horse (Barrier)	2600 to	2400m to
8th	4	Letspendanitet... (4)	2400m	2200m
		Position in running (margin)	-	8(50.2)
		Sectional time (s)	23.60	15.53
		Cumulative time (s)	205.47	181.87
		Speed (m/s)	8.47	12.88
		Stride length (m)	4.04	6.14
		Stride duration (s)	0.474	0.477
		Stride efficiency (%)	25.46	58.96
		Stride count	49.55	32.56

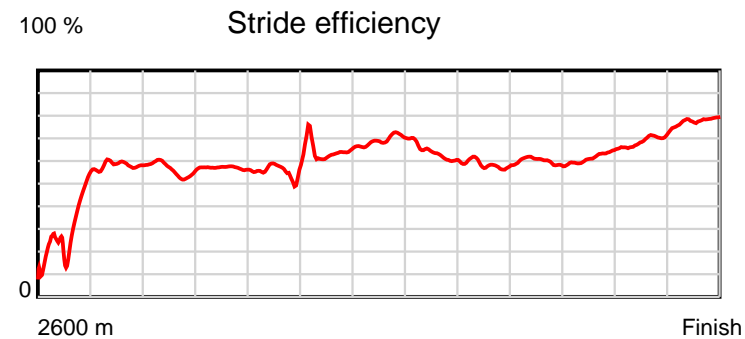
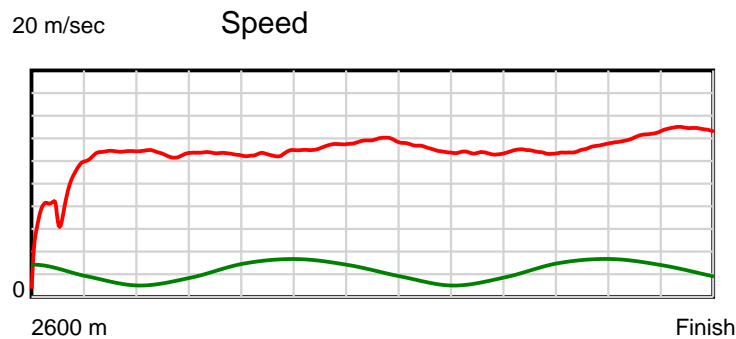
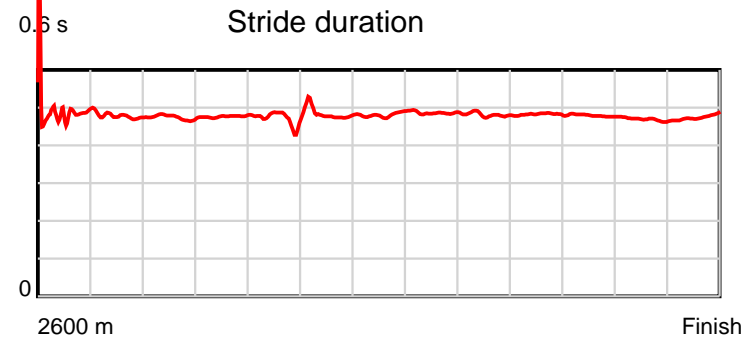
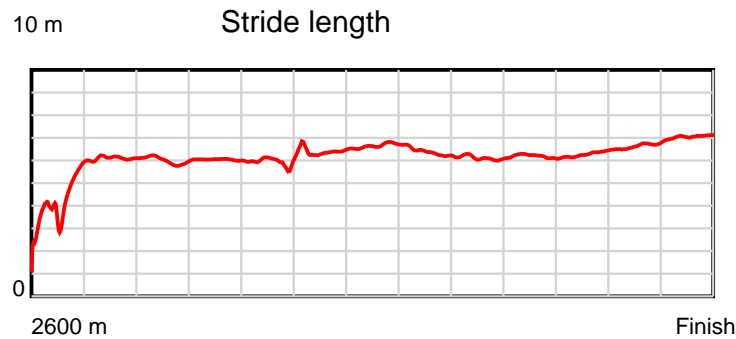
Disclaimer.

HRNZ and NZMTC and Thoroughbred Ratings Pty Ltd accepts no responsibility for the completeness or accuracy of any of the information contained herein, and makes no representations about its suitability for any particular purpose. Users should make their own judgements about those matters and/or seek independent advice. You assume all risks associated with use of the data provided on this page.

Race Results

August 31, 2018, Race 6, ALLIED SECURITY MAURICE HOLMES VASE (STANDING START PACE), Distance 2600m, Addington - Survey 3200m

Result	TAB no.	Horse (Barrier)	2200m to	2000m to	1800m to	1600m to	1400m to	1200m to	1000m to	800m to	600m to	400m to	200m to	Total or	Margin
8th	4	Letspendanitet... (4)	2000m	1800m	1600m	1400m	1200m	1000m	800m	600m	400m	200m	WP	Average	
		Position in running (margin)	8(56.0)	8(51.8)	8(52.3)	8(45.7)	8(37.6)	8(32.0)	8(32.1)	8(33.6)	8(34.1)	8(37.8)	8(42.7)		43.70
		Sectional time (s)	15.76	15.70	15.96	15.04	14.37	15.21	15.76	15.60	15.35	14.07	13.52		
		Cumulative time (s)	166.34	150.58	134.88	118.92	103.88	89.51	74.30	58.54	42.94	27.59	13.52	3:25.47	
		Speed (m/s)	12.69	12.74	12.53	13.30	13.92	13.15	12.69	12.82	13.03	14.21	14.79	12.65	
		Stride length (m)	6.01	6.07	5.89	6.40	6.70	6.39	6.11	6.18	6.24	6.66	7.05	6.04	
		Stride duration (s)	0.474	0.477	0.470	0.481	0.481	0.486	0.481	0.482	0.479	0.468	0.477	0.478	
		Stride efficiency (%)	56.52	57.62	54.21	63.96	70.16	63.77	58.27	59.73	60.88	69.29	77.75	57.08	
		Stride count	33.25	32.94	33.96	31.26	29.85	31.31	32.75	32.35	32.04	30.03	28.35	430.20	



Note: Horizontal distance axis grid lines are 200m furlongs.

Disclaimer.

HRNZ and NZMTC and Thoroughbred Ratings Pty Ltd accepts no responsibility for the completeness or accuracy of any of the information contained herein, and makes no representations about its suitability for any particular purpose. Users should make their own judgements about those matters and/or seek independent advice. You assume all risks associated with use of the data provided on this page.