



Race Results

NZ Metropolitan Trotting Club Inc, HRNZ, August 31, 2018

Compilation date: September 3, 2018, 4:37:56 PM (NZST)

Copyright © 2018 HRNZ and NZMTC. All rights reserved.

Trademarks.

StrideMASTER is a registered trademark of Thoroughbred Ratings Pty Ltd.

Disclaimer.

HRNZ and NZMTC and Thoroughbred Ratings Pty Ltd accepts no responsibility for the completeness or accuracy of any of the information contained herein, and makes no representations about its suitability for any particular purpose. Users should make their own judgements about those matters and/or seek independent advice. You assume all risks associated with use of the data provided on this page.



Race Results



August 31, 2018, Race 8, HARAS des TROTTEURS HANDICAP TROT, Distance 2600m, Addington - Survey 3200m

Result	TAB no.	Horse (Barrier)	2600 to	2400m to
1st	10	Speedy Command (3)	2400m	2200m
		Position in running (margin)	-	5(10.0)
		Sectional time (s)	18.68	15.73
		Cumulative time (s)	204.58	185.90
		Speed (m/s)	10.71	12.71
		Stride length (m)	5.16	5.50
		Stride duration (s)	0.428	0.433
		Stride efficiency (%)	41.59	47.29
		Stride count	38.77	36.35

Disclaimer.

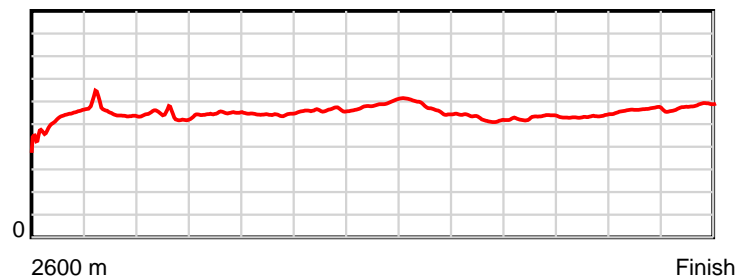
HRNZ and NZMTC and Thoroughbred Ratings Pty Ltd accepts no responsibility for the completeness or accuracy of any of the information contained herein, and makes no representations about its suitability for any particular purpose. Users should make their own judgements about those matters and/or seek independent advice. You assume all risks associated with use of the data provided on this page.

Race Results

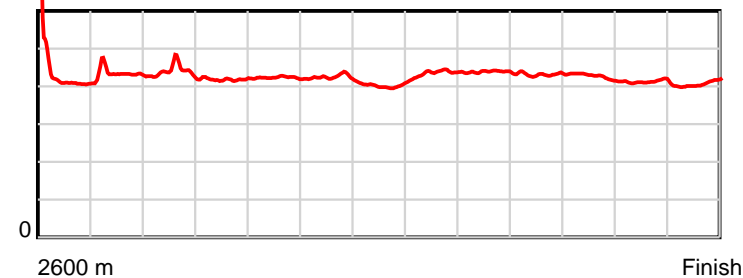
August 31, 2018, Race 8, HARAS des TROTTEURS HANDICAP TROT, Distance 2600m, Addington - Survey 3200m

Result	TAB no.	Horse (Barrier)	2200m to	2000m to	1800m to	1600m to	1400m to	1200m to	1000m to	800m to	600m to	400m to	200m to	Total or	Margin
1st	10	Speedy Command (3)	2000m	1800m	1600m	1400m	1200m	1000m	800m	600m	400m	200m	WP	Average	
		Position in running (margin)	5(11.5)	5(7.7)	5(5.6)	5(7.5)	4(4.8)	1(0.0)	1(0.0)	1(0.0)	1(0.0)	1(0.0)	1(0.0)		0.00
		Sectional time (s)	16.45	15.34	15.93	15.36	13.68	15.38	16.83	16.33	16.10	14.56	14.21		
		Cumulative time (s)	170.17	153.72	138.38	122.45	107.09	93.41	78.03	61.20	44.87	28.77	14.21	3:24.58	
		Speed (m/s)	12.16	13.04	12.55	13.02	14.62	13.00	11.88	12.25	12.42	13.74	14.07	12.71	
		Stride length (m)	5.32	5.46	5.31	5.52	5.89	5.67	5.21	5.29	5.29	5.66	5.76	5.46	
		Stride duration (s)	0.438	0.419	0.423	0.424	0.403	0.436	0.438	0.432	0.426	0.412	0.409	0.429	
		Stride efficiency (%)	44.26	46.59	44.03	47.59	54.17	50.32	42.36	43.71	43.80	50.00	51.82	46.51	
		Stride count	37.58	36.63	37.68	36.24	33.97	35.24	38.41	37.82	37.78	35.36	34.73	476.56	

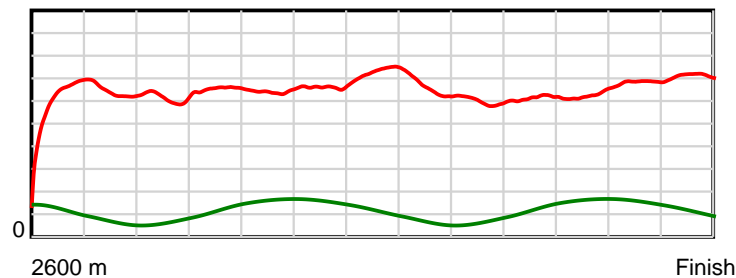
10 m Stride length



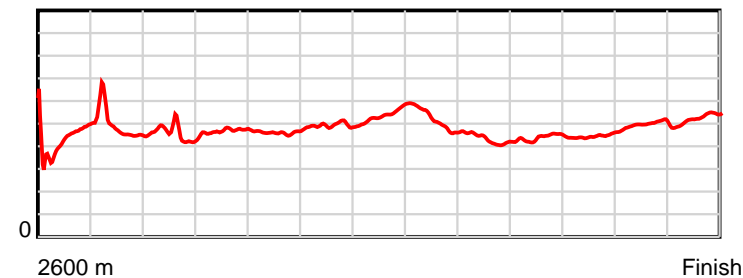
0.6 s Stride duration



20 m/sec Speed



100 % Stride efficiency



Note: Horizontal distance axis grid lines are 200m furlongs.

Disclaimer.

HRNZ and NZMTC and Thoroughbred Ratings Pty Ltd accepts no responsibility for the completeness or accuracy of any of the information contained herein, and makes no representations about its suitability for any particular purpose. Users should make their own judgements about those matters and/or seek independent advice. You assume all risks associated with use of the data provided on this page.



Race Results



August 31, 2018, Race 8, HARAS des TROTTEURS HANDICAP TROT, Distance 2600m, Addington - Survey 3200m

Result	TAB no.	Horse (Barrier)	2600 to	2400m to
2nd	6	Zsa Zoe (9)	2400m	2200m
		Position in running (margin)	-	3(3.9)
		Sectional time (s)	17.76	15.70
		Cumulative time (s)	204.91	187.15
		Speed (m/s)	11.26	12.74
		Stride length (m)	5.59	5.97
		Stride duration (s)	0.482	0.469
		Stride efficiency (%)	48.78	55.73
		Stride count	35.80	33.49

Disclaimer.

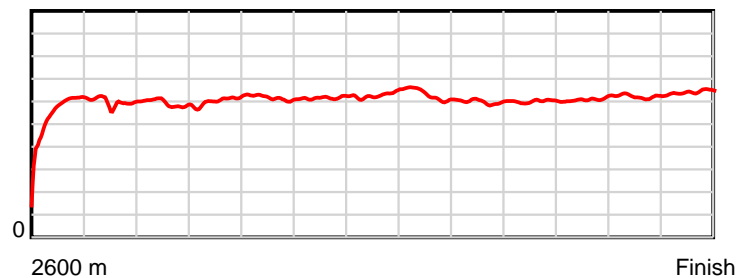
HRNZ and NZMTC and Thoroughbred Ratings Pty Ltd accepts no responsibility for the completeness or accuracy of any of the information contained herein, and makes no representations about its suitability for any particular purpose. Users should make their own judgements about those matters and/or seek independent advice. You assume all risks associated with use of the data provided on this page.

Race Results

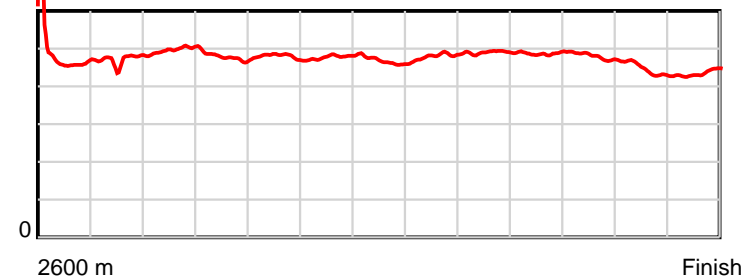
August 31, 2018, Race 8, HARAS des TROTTEURS HANDICAP TROT, Distance 2600m, Addington - Survey 3200m

Result	TAB no.	Horse (Barrier)	2200m to	2000m to	1800m to	1600m to	1400m to	1200m to	1000m to	800m to	600m to	400m to	200m to	Total or	Margin
2nd	6	Zsa Zoe (9)	2000m	1800m	1600m	1400m	1200m	1000m	800m	600m	400m	200m	WP	Average	
		Position in running (margin)	3(5.1)	3(4.4)	4(5.6)	4(6.2)	3(4.3)	5(6.2)	6(5.4)	6(5.7)	6(4.9)	6(5.5)	4(4.9)		1.80
		Sectional time (s)	16.95	15.89	15.72	15.51	14.80	15.23	16.88	16.20	16.20	14.47	13.60		
		Cumulative time (s)	171.45	154.50	138.61	122.89	107.38	92.58	77.35	60.47	44.27	28.07	13.60	3:24.91	
		Speed (m/s)	11.80	12.59	12.72	12.89	13.51	13.13	11.85	12.35	12.35	13.82	14.71	12.69	
		Stride length (m)	5.86	6.01	6.10	6.15	6.33	6.30	5.81	6.01	5.92	6.14	6.41	6.04	
		Stride duration (s)	0.497	0.478	0.480	0.477	0.468	0.480	0.490	0.487	0.480	0.444	0.436	0.476	
		Stride efficiency (%)	53.74	56.49	58.20	59.18	62.57	62.11	52.68	56.53	54.84	58.90	64.19	57.00	
		Stride count	34.10	33.27	32.77	32.50	31.61	31.72	34.45	33.25	33.76	32.58	31.21	430.51	

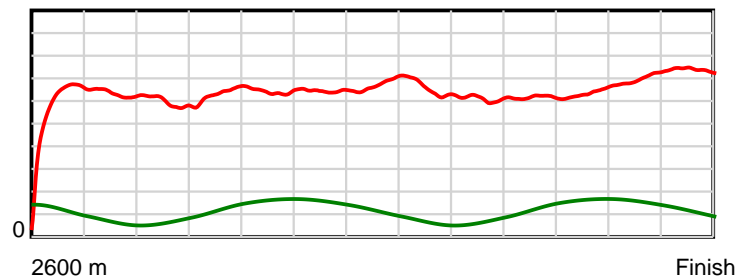
10 m Stride length



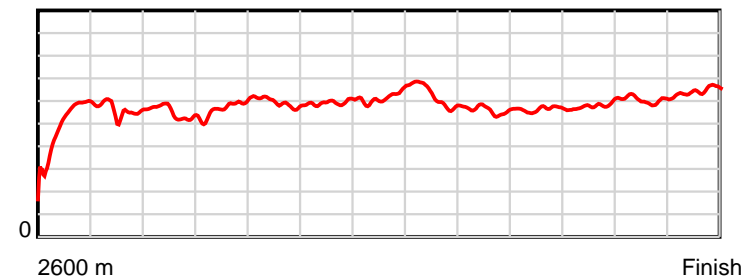
0.5 s Stride duration



20 m/sec Speed



100 % Stride efficiency



Note: Horizontal distance axis grid lines are 200m furlongs.

Disclaimer.

HRNZ and NZMTC and Thoroughbred Ratings Pty Ltd accepts no responsibility for the completeness or accuracy of any of the information contained herein, and makes no representations about its suitability for any particular purpose. Users should make their own judgements about those matters and/or seek independent advice. You assume all risks associated with use of the data provided on this page.



Race Results



August 31, 2018, Race 8, HARAS des TROTTEURS HANDICAP TROT, Distance 2600m, Addington - Survey 3200m

Result	TAB no.	Horse (Barrier)	2600 to	2400m to
3rd	1	Rachmaninov (4)	2400m	2200m
		Position in running (margin)	-	6(13.5)
		Sectional time (s)	19.57	15.49
		Cumulative time (s)	205.93	186.36
		Speed (m/s)	10.22	12.91
		Stride length (m)	5.09	6.15
		Stride duration (s)	0.471	0.476
		Stride efficiency (%)	40.44	59.04
		Stride count	39.31	32.54

Disclaimer.

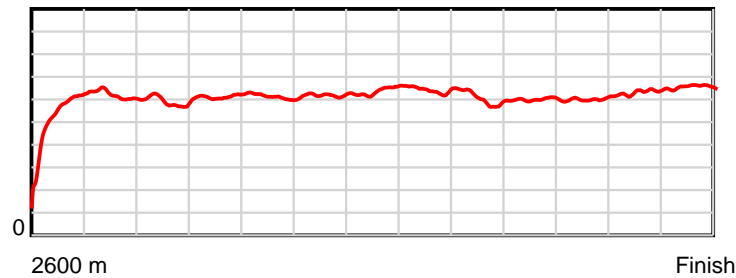
HRNZ and NZMTC and Thoroughbred Ratings Pty Ltd accepts no responsibility for the completeness or accuracy of any of the information contained herein, and makes no representations about its suitability for any particular purpose. Users should make their own judgements about those matters and/or seek independent advice. You assume all risks associated with use of the data provided on this page.

Race Results

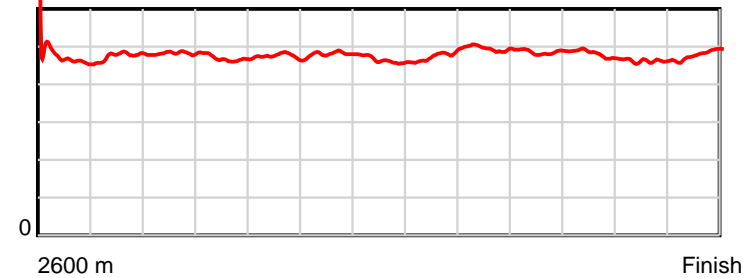
August 31, 2018, Race 8, HARAS des TROTTEURS HANDICAP TROT, Distance 2600m, Addington - Survey 3200m

Result	TAB no.	Horse (Barrier)	2200m to	2000m to	1800m to	1600m to	1400m to	1200m to	1000m to	800m to	600m to	400m to	200m to	Total or	Margin
3rd	1	Rachmaninov (4)	2000m	1800m	1600m	1400m	1200m	1000m	800m	600m	400m	200m	WP	Average	
		Position in running (margin)	6(13.5)	6(10.0)	6(8.1)	6(8.7)	6(7.3)	6(7.3)	5(4.3)	4(3.4)	4(3.0)	4(3.9)	3(4.3)		7.50
		Sectional time (s)	16.50	15.36	15.73	15.57	14.48	14.89	16.67	16.26	16.25	14.64	14.52		
		Cumulative time (s)	170.87	154.37	139.01	123.28	107.71	93.23	78.34	61.67	45.41	29.16	14.52	3:25.93	
		Speed (m/s)	12.12	13.02	12.71	12.85	13.81	13.43	12.00	12.30	12.31	13.66	13.77	12.63	
		Stride length (m)	5.85	6.10	6.03	6.18	6.41	6.39	5.94	5.97	5.91	6.31	6.62	6.05	
		Stride duration (s)	0.482	0.469	0.474	0.481	0.464	0.475	0.495	0.486	0.480	0.462	0.481	0.479	
		Stride efficiency (%)	53.41	58.14	56.84	59.67	64.20	63.71	55.05	55.72	54.51	62.26	68.51	57.17	
		Stride count	34.21	32.79	33.16	32.37	31.20	31.32	33.70	33.49	33.86	31.69	30.21	429.85	

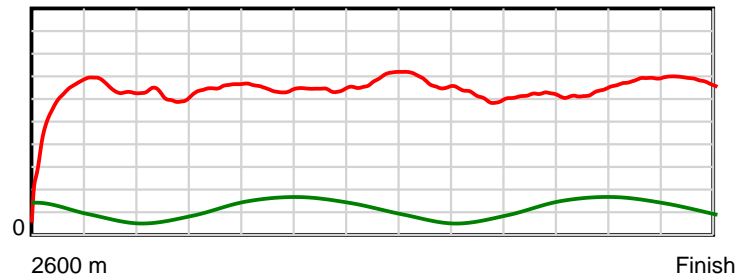
10 m Stride length



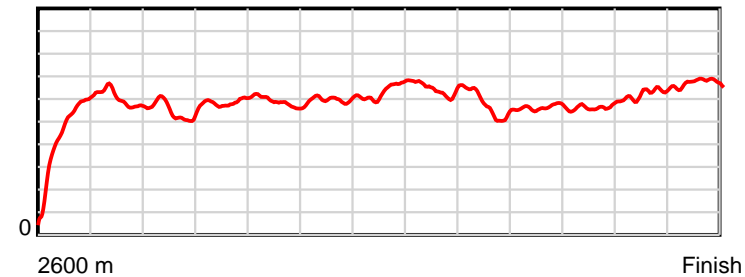
0.6 s Stride duration



20 m/sec Speed



100 % Stride efficiency



Note: Horizontal distance axis grid lines are 200m furlongs.

Disclaimer.

HRNZ and NZMTC and Thoroughbred Ratings Pty Ltd accepts no responsibility for the completeness or accuracy of any of the information contained herein, and makes no representations about its suitability for any particular purpose. Users should make their own judgements about those matters and/or seek independent advice. You assume all risks associated with use of the data provided on this page.



Race Results



August 31, 2018, Race 8, HARAS des TROTTEURS HANDICAP TROT, Distance 2600m, Addington - Survey 3200m

Result	TAB no.	Horse (Barrier)	2600 to	2400m to
4th	4	Stellar Succes... (7)	2400m	2200m
		Position in running (margin)	-	1(0.0)
		Sectional time (s)	17.20	15.49
		Cumulative time (s)	206.45	189.25
		Speed (m/s)	11.63	12.91
		Stride length (m)	5.51	6.20
		Stride duration (s)	0.468	0.480
		Stride efficiency (%)	47.36	60.11
		Stride count	36.33	32.25

Disclaimer.

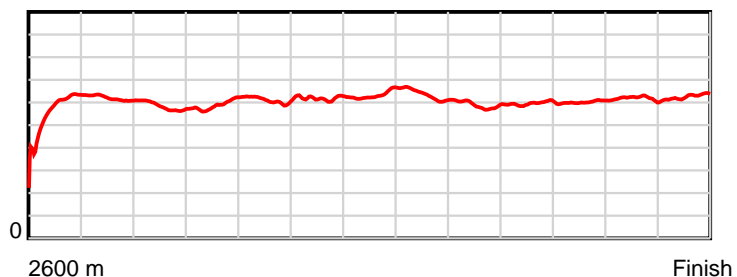
HRNZ and NZMTC and Thoroughbred Ratings Pty Ltd accepts no responsibility for the completeness or accuracy of any of the information contained herein, and makes no representations about its suitability for any particular purpose. Users should make their own judgements about those matters and/or seek independent advice. You assume all risks associated with use of the data provided on this page.

Race Results

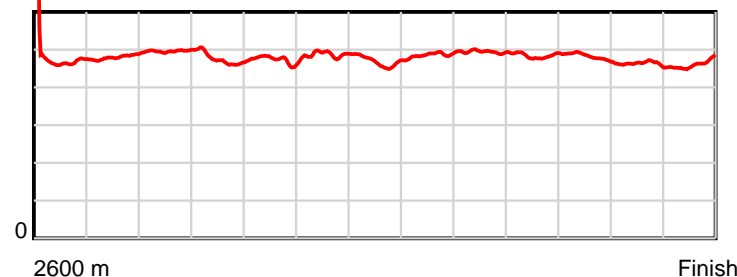
August 31, 2018, Race 8, HARAS des TROTTEURS HANDICAP TROT, Distance 2600m, Addington - Survey 3200m

Result	TAB no.	Horse (Barrier)	2200m to	2000m to	1800m to	1600m to	1400m to	1200m to	1000m to	800m to	600m to	400m to	200m to	Total or	Margin
4th	4	Stellar Succes... (7)	2000m	1800m	1600m	1400m	1200m	1000m	800m	600m	400m	200m	WP	Average	
		Position in running (margin)	1(0.0)	1(0.0)	3(3.2)	3(3.4)	2(2.5)	4(4.0)	4(3.8)	5(4.1)	5(4.1)	5(4.4)	6(6.9)		10.40
		Sectional time (s)	17.08	16.22	15.65	15.68	14.73	15.34	16.88	16.33	16.14	14.99	14.72		
		Cumulative time (s)	173.76	156.68	140.46	124.81	109.13	94.40	79.06	62.18	45.85	29.71	14.72	3:26.45	
		Speed (m/s)	11.71	12.33	12.78	12.76	13.58	13.04	11.85	12.25	12.39	13.34	13.59	12.59	
		Stride length (m)	5.81	5.86	6.05	6.21	6.37	6.34	5.85	5.93	5.96	6.17	6.29	6.03	
		Stride duration (s)	0.496	0.476	0.473	0.487	0.469	0.486	0.494	0.484	0.481	0.463	0.463	0.479	
		Stride efficiency (%)	52.72	53.73	57.11	60.31	63.39	62.84	53.56	54.92	55.56	59.52	61.81	56.87	
		Stride count	34.43	34.11	33.08	32.19	31.40	31.54	34.16	33.74	33.54	32.41	31.80	430.98	

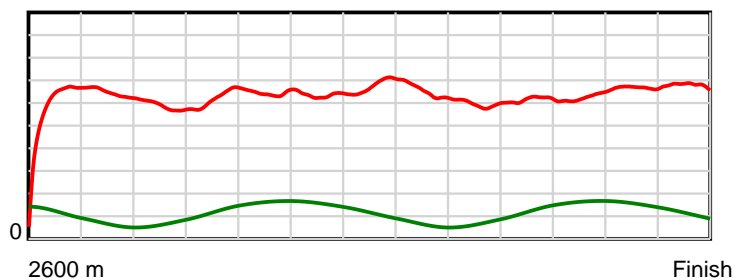
10 m Stride length



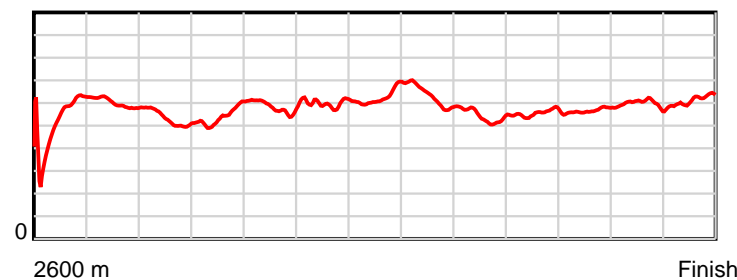
0.5 s Stride duration



20 m/sec Speed



100 % Stride efficiency



Note: Horizontal distance axis grid lines are 200m furlongs.

Disclaimer.

HRNZ and NZMTC and Thoroughbred Ratings Pty Ltd accepts no responsibility for the completeness or accuracy of any of the information contained herein, and makes no representations about its suitability for any particular purpose. Users should make their own judgements about those matters and/or seek independent advice. You assume all risks associated with use of the data provided on this page.



Race Results



August 31, 2018, Race 8, HARAS des TROTTEURS HANDICAP TROT, Distance 2600m, Addington - Survey 3200m

Result	TAB no.	Horse (Barrier)	2600 to	2400m to
5th	12	Trick Star (5)	2400m	2200m
		Position in running (margin)	-	7(16.1)
		Sectional time (s)	19.82	15.48
		Cumulative time (s)	206.60	186.78
		Speed (m/s)	10.09	12.92
		Stride length (m)	5.48	5.94
		Stride duration (s)	0.434	0.460
		Stride efficiency (%)	46.90	55.19
		Stride count	36.51	33.65

Disclaimer.

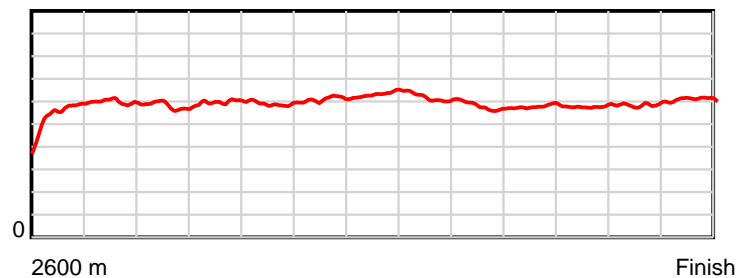
HRNZ and NZMTC and Thoroughbred Ratings Pty Ltd accepts no responsibility for the completeness or accuracy of any of the information contained herein, and makes no representations about its suitability for any particular purpose. Users should make their own judgements about those matters and/or seek independent advice. You assume all risks associated with use of the data provided on this page.

Race Results

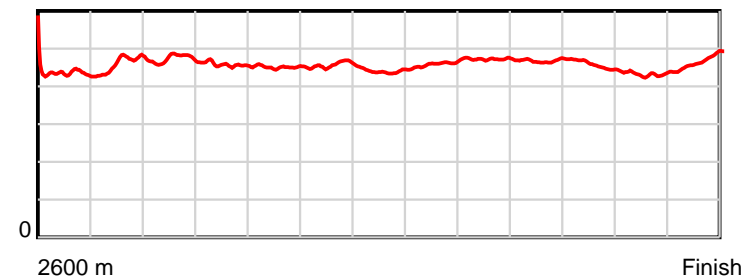
August 31, 2018, Race 8, HARAS des TROTTEURS HANDICAP TROT, Distance 2600m, Addington - Survey 3200m

Result	TAB no.	Horse (Barrier)	2200m to	2000m to	1800m to	1600m to	1400m to	1200m to	1000m to	800m to	600m to	400m to	200m to	Total or	Margin
5th	12	Trick Star (5)	2000m	1800m	1600m	1400m	1200m	1000m	800m	600m	400m	200m	WP	Average	
		Position in running (margin)	7(16.0)	7(12.5)	7(10.8)	7(10.1)	5(6.6)	3(3.6)	3(2.2)	2(1.6)	2(1.1)	2(1.5)	2(3.8)		11.20
		Sectional time (s)	16.50	15.40	15.51	15.22	13.98	15.14	16.73	16.25	16.17	14.95	15.45		
		Cumulative time (s)	171.30	154.80	139.40	123.89	108.67	94.69	79.55	62.82	46.57	30.40	15.45	3:26.60	
		Speed (m/s)	12.12	12.99	12.89	13.14	14.31	13.21	11.95	12.31	12.37	13.38	12.94	12.58	
		Stride length (m)	5.73	5.94	5.81	5.99	6.29	6.08	5.65	5.76	5.63	5.78	6.09	5.85	
		Stride duration (s)	0.473	0.457	0.451	0.456	0.440	0.460	0.472	0.468	0.455	0.432	0.470	0.465	
		Stride efficiency (%)	51.30	55.10	52.83	56.15	61.83	57.79	49.81	51.78	49.57	52.29	57.87	53.51	
		Stride count	34.91	33.68	34.40	33.36	31.79	32.89	35.42	34.75	35.51	34.57	32.86	444.30	

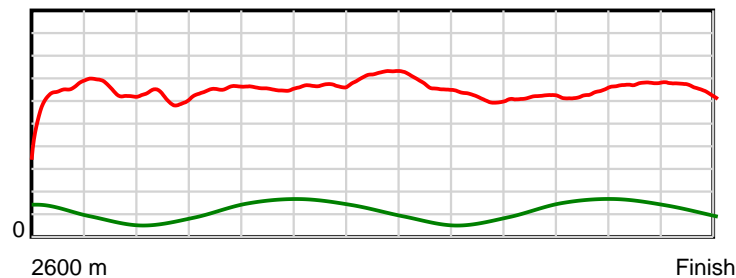
10 m Stride length



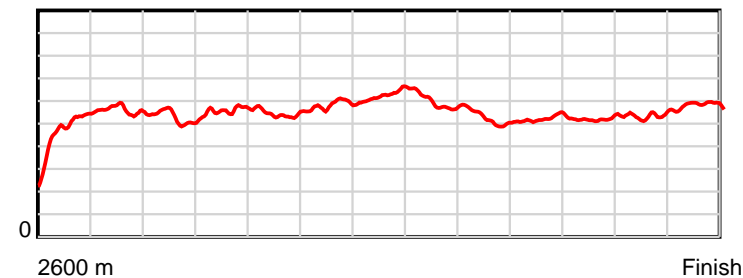
0.6 s Stride duration



20 m/sec Speed



100 % Stride efficiency



Note: Horizontal distance axis grid lines are 200m furlongs.

Disclaimer.

HRNZ and NZMTC and Thoroughbred Ratings Pty Ltd accepts no responsibility for the completeness or accuracy of any of the information contained herein, and makes no representations about its suitability for any particular purpose. Users should make their own judgements about those matters and/or seek independent advice. You assume all risks associated with use of the data provided on this page.



Race Results



August 31, 2018, Race 8, HARAS des TROTTEURS HANDICAP TROT, Distance 2600m, Addington - Survey 3200m

Result	TAB no.	Horse (Barrier)	2600 to	2400m to
6th	7	Tehoro Dazzle (10)	2400m	2200m
		Position in running (margin)	-	2(1.7)
		Sectional time (s)	17.29	15.52
		Cumulative time (s)	206.76	189.47
		Speed (m/s)	11.57	12.89
		Stride length (m)	5.32	6.22
		Stride duration (s)	0.458	0.483
		Stride efficiency (%)	44.19	60.48
		Stride count	37.61	32.15

Disclaimer.

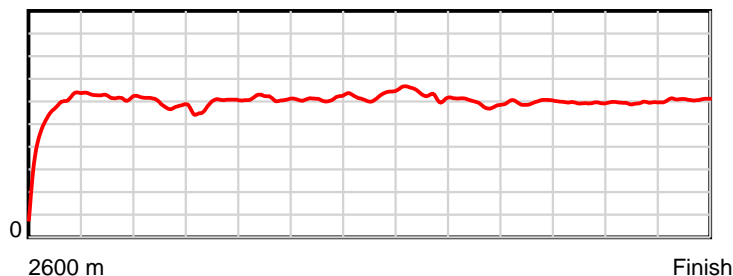
HRNZ and NZMTC and Thoroughbred Ratings Pty Ltd accepts no responsibility for the completeness or accuracy of any of the information contained herein, and makes no representations about its suitability for any particular purpose. Users should make their own judgements about those matters and/or seek independent advice. You assume all risks associated with use of the data provided on this page.

Race Results

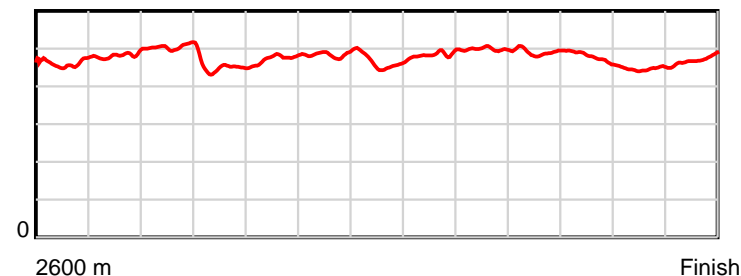
August 31, 2018, Race 8, HARAS des TROTTEURS HANDICAP TROT, Distance 2600m, Addington - Survey 3200m

Result	TAB no.	Horse (Barrier)	2200m to	2000m to	1800m to	1600m to	1400m to	1200m to	1000m to	800m to	600m to	400m to	200m to	Total or	Margin
6th	7	Tehoro Dazzle (10)	2000m	1800m	1600m	1400m	1200m	1000m	800m	600m	400m	200m	WP	Average	
		Position in running (margin)	2(1.9)	2(2.3)	2(0.1)	1(0.0)	1(0.0)	2(1.5)	2(1.6)	3(2.1)	3(1.9)	3(2.4)	5(5.0)		12.10
		Sectional time (s)	17.14	15.32	15.61	15.81	14.72	15.40	16.92	16.29	16.18	15.01	15.55		
		Cumulative time (s)	173.95	156.81	141.49	125.88	110.07	95.35	79.95	63.03	46.74	30.56	15.55	3:26.76	
		Speed (m/s)	11.67	13.05	12.81	12.65	13.59	12.99	11.82	12.28	12.36	13.32	12.86	12.58	
		Stride length (m)	5.90	5.87	6.07	6.13	6.30	6.30	5.89	6.03	5.90	5.95	6.07	5.99	
		Stride duration (s)	0.506	0.450	0.474	0.485	0.464	0.485	0.498	0.492	0.477	0.447	0.472	0.476	
		Stride efficiency (%)	54.37	53.87	57.65	58.71	62.08	62.09	54.17	56.90	54.36	55.35	57.64	56.00	
		Stride count	33.91	34.06	32.93	32.63	31.73	31.73	33.97	33.14	33.91	33.61	32.93	434.31	

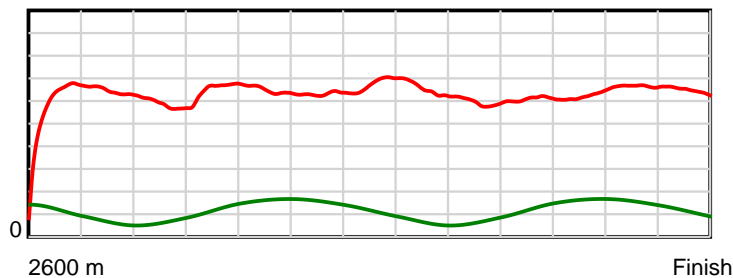
10 m Stride length



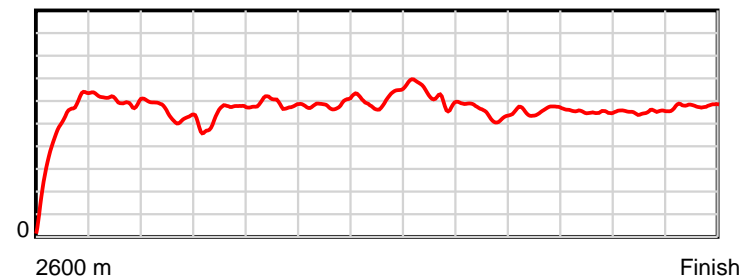
0.6 s Stride duration



20 m/sec Speed



100 % Stride efficiency



Note: Horizontal distance axis grid lines are 200m furlongs.

Disclaimer.

HRNZ and NZMTC and Thoroughbred Ratings Pty Ltd accepts no responsibility for the completeness or accuracy of any of the information contained herein, and makes no representations about its suitability for any particular purpose. Users should make their own judgements about those matters and/or seek independent advice. You assume all risks associated with use of the data provided on this page.



Race Results



August 31, 2018, Race 8, HARAS des TROTTEURS HANDICAP TROT, Distance 2600m, Addington - Survey 3200m

Result	TAB no.	Horse (Barrier)	2600 to	2400m to
7th	3	Lovey Dovey Mo... (6)	2400m	2200m
		Position in running (margin)	-	9(36.8)
		Sectional time (s)	23.43	15.31
		Cumulative time (s)	208.98	185.55
		Speed (m/s)	8.54	13.06
		Stride length (m)	4.54	6.55
		Stride duration (s)	0.523	0.501
		Stride efficiency (%)	32.26	66.97
		Stride count	44.02	30.55

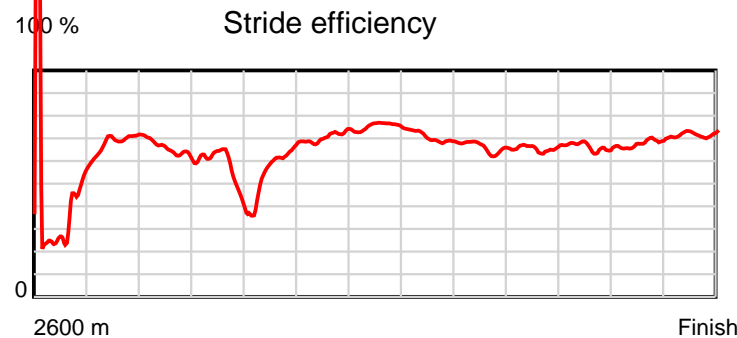
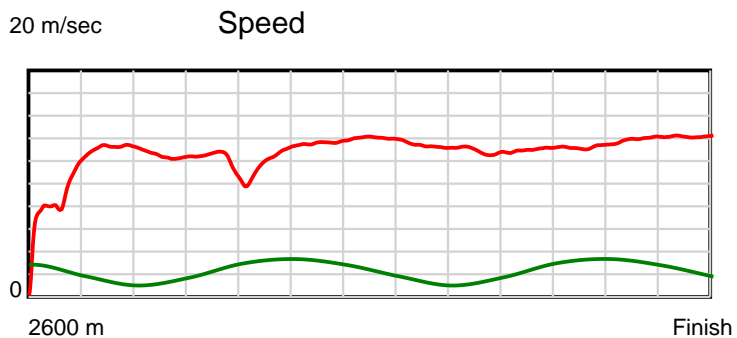
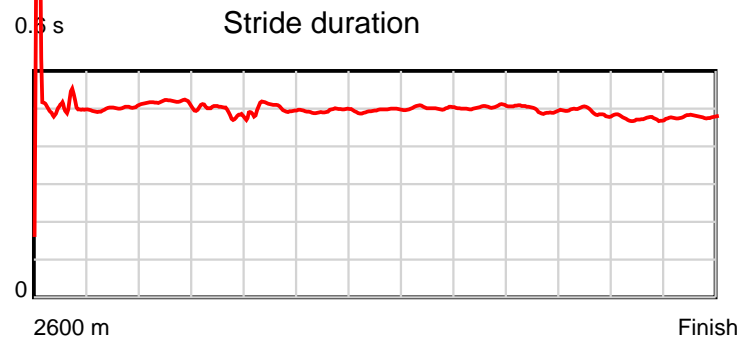
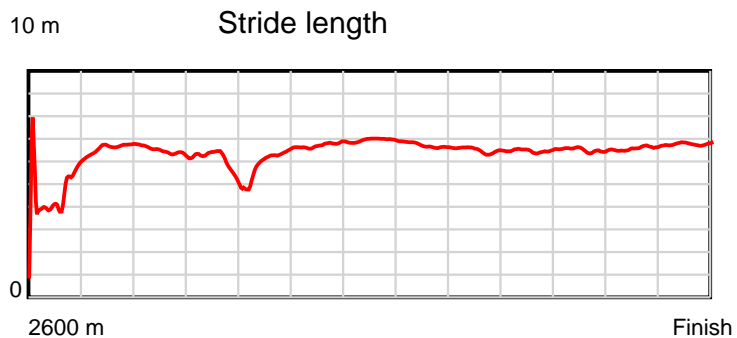
Disclaimer.

HRNZ and NZMTC and Thoroughbred Ratings Pty Ltd accepts no responsibility for the completeness or accuracy of any of the information contained herein, and makes no representations about its suitability for any particular purpose. Users should make their own judgements about those matters and/or seek independent advice. You assume all risks associated with use of the data provided on this page.

Race Results

August 31, 2018, Race 8, HARAS des TROTTEURS HANDICAP TROT, Distance 2600m, Addington - Survey 3200m

Result	TAB no.	Horse (Barrier)	2200m to	2000m to	1800m to	1600m to	1400m to	1200m to	1000m to	800m to	600m to	400m to	200m to	Total or	Margin
7th	3	Lovey Dovey Mo... (6)	2000m	1800m	1600m	1400m	1200m	1000m	800m	600m	400m	200m	WP	Average	
		Position in running (margin)	9(35.7)	9(31.6)	10(37.8)	10(47.5)	10(41.6)	10(40.6)	9(38.6)	9(32.2)	9(27.5)	9(24.9)	7(25.9)		24.50
		Sectional time (s)	16.40	16.72	17.23	14.84	14.30	15.05	15.77	15.55	15.66	14.73	13.99		
		Cumulative time (s)	170.24	153.84	137.12	119.89	105.05	90.75	75.70	59.93	44.38	28.72	13.99	3:28.98	
		Speed (m/s)	12.20	11.96	11.61	13.48	13.99	13.29	12.68	12.86	12.77	13.58	14.30	12.44	
		Stride length (m)	6.29	5.86	5.80	6.66	6.93	6.67	6.39	6.40	6.27	6.41	6.84	6.21	
		Stride duration (s)	0.516	0.490	0.500	0.494	0.495	0.502	0.504	0.497	0.491	0.472	0.479	0.499	
		Stride efficiency (%)	61.92	53.67	52.60	69.23	74.95	69.61	63.86	63.98	61.47	64.30	73.20	60.26	
		Stride count	31.77	34.13	34.47	30.05	28.88	29.97	31.29	31.26	31.89	31.18	29.22	418.68	



Note: Horizontal distance axis grid lines are 200m furlongs.

Disclaimer.

HRNZ and NZMTC and Thoroughbred Ratings Pty Ltd accepts no responsibility for the completeness or accuracy of any of the information contained herein, and makes no representations about its suitability for any particular purpose. Users should make their own judgements about those matters and/or seek independent advice. You assume all risks associated with use of the data provided on this page.



Race Results



August 31, 2018, Race 8, HARAS des TROTTEURS HANDICAP TROT, Distance 2600m, Addington - Survey 3200m

Result	TAB no.	Horse (Barrier)	2600 to	2400m to
8th	9	Tessa's Rocket (0)	2400m	2200m
		Position in running (margin)	-	10(45.2)
		Sectional time (s)	24.59	15.21
		Cumulative time (s)	209.56	184.97
		Speed (m/s)	8.13	13.15
		Stride length (m)	4.02	5.69
		Stride duration (s)	0.461	0.433
		Stride efficiency (%)	25.28	50.61
		Stride count	49.72	35.14

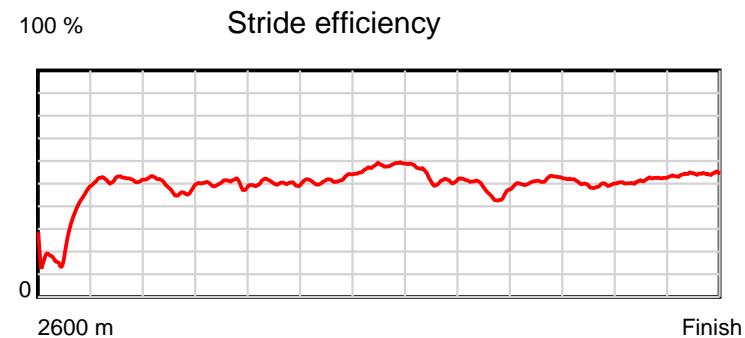
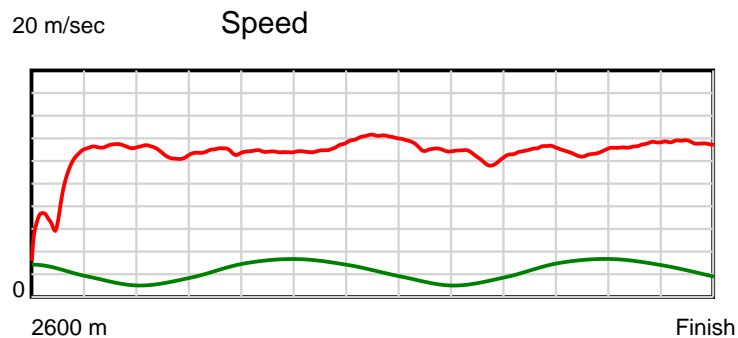
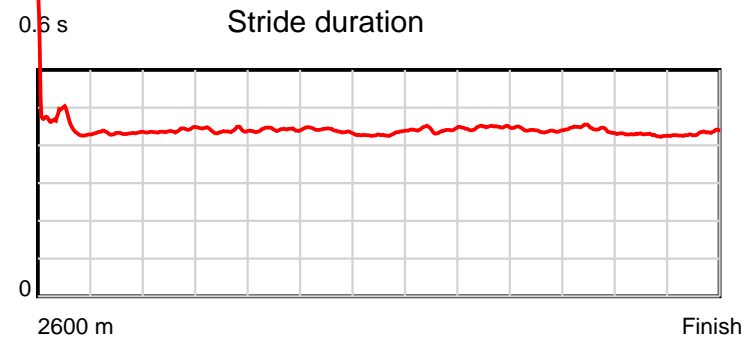
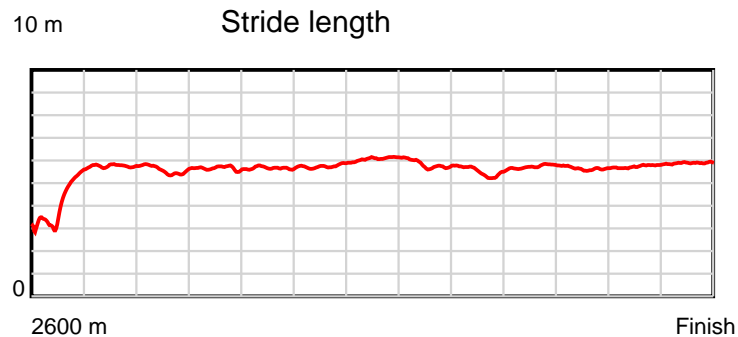
Disclaimer.

HRNZ and NZMTC and Thoroughbred Ratings Pty Ltd accepts no responsibility for the completeness or accuracy of any of the information contained herein, and makes no representations about its suitability for any particular purpose. Users should make their own judgements about those matters and/or seek independent advice. You assume all risks associated with use of the data provided on this page.

Race Results

August 31, 2018, Race 8, HARAS des TROTTEURS HANDICAP TROT, Distance 2600m, Addington - Survey 3200m

Result	TAB no.	Horse (Barrier)	2200m to	2000m to	1800m to	1600m to	1400m to	1200m to	1000m to	800m to	600m to	400m to	200m to	Total or	Margin
8th	9	Tessa's Rocket (0)	2000m	1800m	1600m	1400m	1200m	1000m	800m	600m	400m	200m	WP	Average	
		Position in running (margin)	10(43.5)	10(36.5)	9(36.3)	9(37.0)	9(33.8)	9(32.7)	8(31.9)	8(29.6)	8(24.4)	8(23.0)	8(25.9)		27.70
		Sectional time (s)	15.90	15.67	15.73	15.28	14.29	15.26	16.44	15.46	15.87	15.05	14.81		
		Cumulative time (s)	169.76	153.86	138.19	122.46	107.18	92.89	77.63	61.19	45.73	29.86	14.81	3:29.56	
		Speed (m/s)	12.58	12.76	12.71	13.09	14.00	13.11	12.17	12.94	12.60	13.29	13.50	12.41	
		Stride length (m)	5.53	5.61	5.62	5.75	6.02	5.79	5.44	5.69	5.59	5.68	5.83	5.51	
		Stride duration (s)	0.440	0.439	0.442	0.439	0.430	0.441	0.447	0.440	0.443	0.428	0.432	0.444	
		Stride efficiency (%)	47.79	49.12	49.30	51.65	56.60	52.31	46.31	50.61	48.78	50.46	53.13	47.40	
		Stride count	36.17	35.67	35.61	34.79	33.23	34.57	36.74	35.14	35.80	35.19	34.30	472.07	



Note: Horizontal distance axis grid lines are 200m furlongs.

Disclaimer.

HRNZ and NZMTC and Thoroughbred Ratings Pty Ltd accepts no responsibility for the completeness or accuracy of any of the information contained herein, and makes no representations about its suitability for any particular purpose. Users should make their own judgements about those matters and/or seek independent advice. You assume all risks associated with use of the data provided on this page.



Race Results



August 31, 2018, Race 8, HARAS des TROTTEURS HANDICAP TROT, Distance 2600m, Addington - Survey 3200m

Result	TAB no.	Horse (Barrier)	2600 to	2400m to
9th	8	Borntobeastar (2)	2400m	2200m
		Position in running (margin)	-	4(5.4)
		Sectional time (s)	17.96	15.91
		Cumulative time (s)	211.60	193.64
		Speed (m/s)	11.14	12.57
		Stride length (m)	5.09	5.53
		Stride duration (s)	0.431	0.440
		Stride efficiency (%)	40.52	47.74
		Stride count	39.28	36.18

Disclaimer.

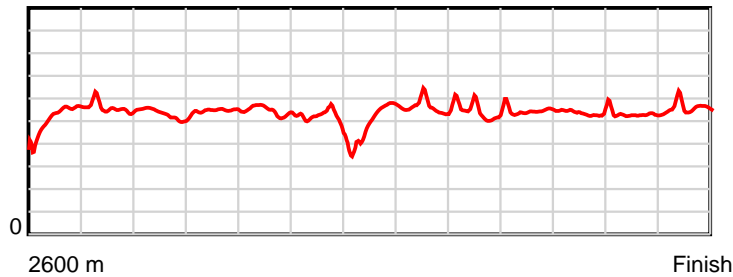
HRNZ and NZMTC and Thoroughbred Ratings Pty Ltd accepts no responsibility for the completeness or accuracy of any of the information contained herein, and makes no representations about its suitability for any particular purpose. Users should make their own judgements about those matters and/or seek independent advice. You assume all risks associated with use of the data provided on this page.

Race Results

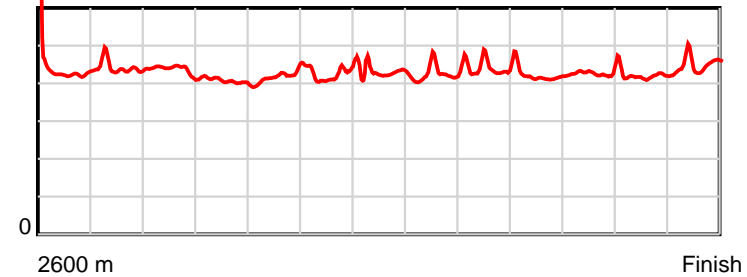
August 31, 2018, Race 8, HARAS des TROTTEURS HANDICAP TROT, Distance 2600m, Addington - Survey 3200m

Result	TAB no.	Horse (Barrier)	2200m to	2000m to	1800m to	1600m to	1400m to	1200m to	1000m to	800m to	600m to	400m to	200m to	Total or	Margin
9th	8	Borntobeastar (2)	2000m	1800m	1600m	1400m	1200m	1000m	800m	600m	400m	200m	WP	Average	
		Position in running (margin)	4(7.9)	4(5.3)	1(0.0)	2(1.2)	7(8.4)	7(29.3)	7(29.4)	7(27.2)	7(22.1)	7(21.6)	9(29.7)		39.00
		Sectional time (s)	16.65	14.80	15.82	17.02	17.96	15.40	16.46	15.48	16.01	15.92	16.21		
		Cumulative time (s)	177.73	161.08	146.28	130.46	113.44	95.48	80.08	63.62	48.14	32.13	16.21	3:31.60	
		Speed (m/s)	12.01	13.51	12.64	11.75	11.14	12.99	12.15	12.92	12.49	12.56	12.34	12.29	
		Stride length (m)	5.23	5.50	5.30	4.95	4.74	5.48	5.35	5.38	5.34	5.25	5.55	5.27	
		Stride duration (s)	0.436	0.407	0.419	0.421	0.426	0.422	0.440	0.416	0.428	0.418	0.450	0.429	
		Stride efficiency (%)	42.80	47.26	43.94	38.28	35.16	46.93	44.70	45.16	44.64	43.03	48.16	43.47	
		Stride count	38.21	36.37	37.72	40.41	42.17	36.49	37.40	37.20	37.42	38.11	36.02	492.98	

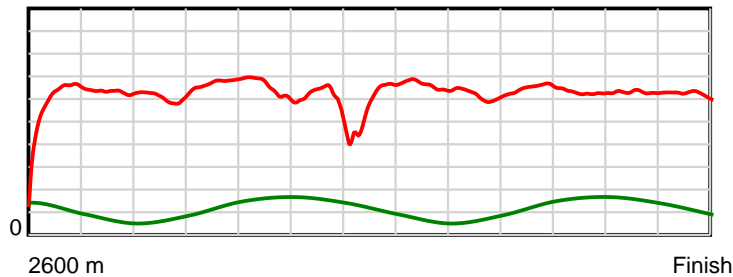
10 m Stride length



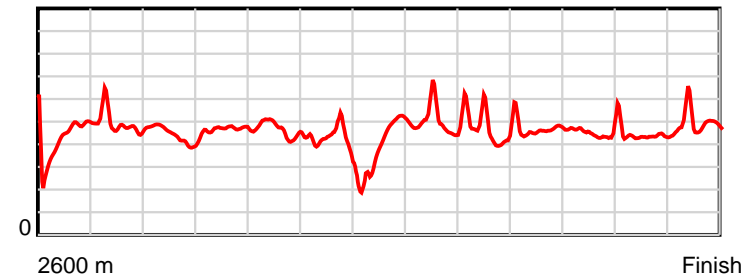
0.6 s Stride duration



20 m/sec Speed



100 % Stride efficiency



Note: Horizontal distance axis grid lines are 200m furlongs.

Disclaimer.

HRNZ and NZMTC and Thoroughbred Ratings Pty Ltd accepts no responsibility for the completeness or accuracy of any of the information contained herein, and makes no representations about its suitability for any particular purpose. Users should make their own judgements about those matters and/or seek independent advice. You assume all risks associated with use of the data provided on this page.



Race Results



August 31, 2018, Race 8, HARAS des TROTTEURS HANDICAP TROT, Distance 2600m, Addington - Survey 3200m

Result	TAB no.	Horse (Barrier)	2600 to	2400m to
10th	13	Tijuana Taxi (1)	2400m	2200m
		Position in running (margin)	-	11(53.8)
		Sectional time (s)	26.06	16.30
		Cumulative time (s)	220.71	194.65
		Speed (m/s)	7.68	12.27
		Stride length (m)	4.33	5.25
		Stride duration (s)	0.490	0.428
		Stride efficiency (%)	29.34	43.02
		Stride count	46.15	38.12

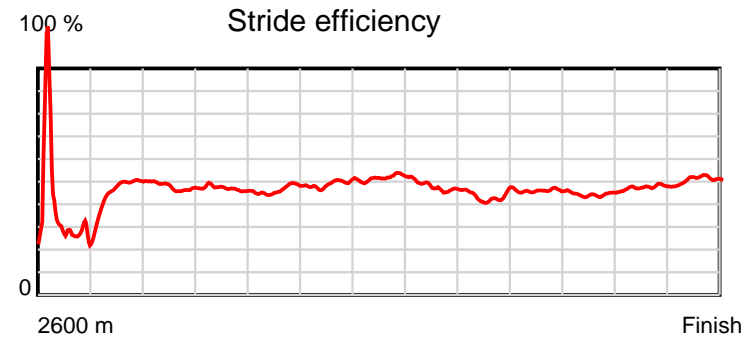
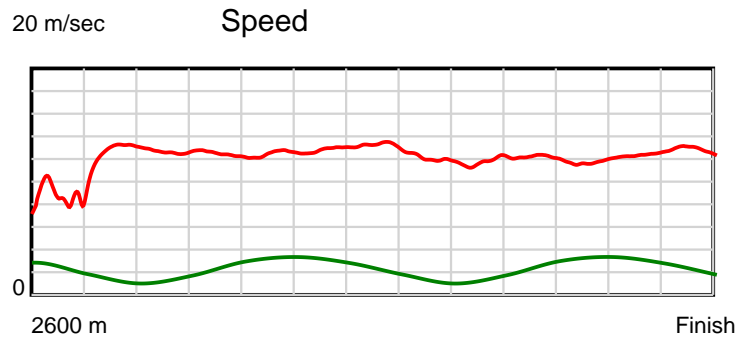
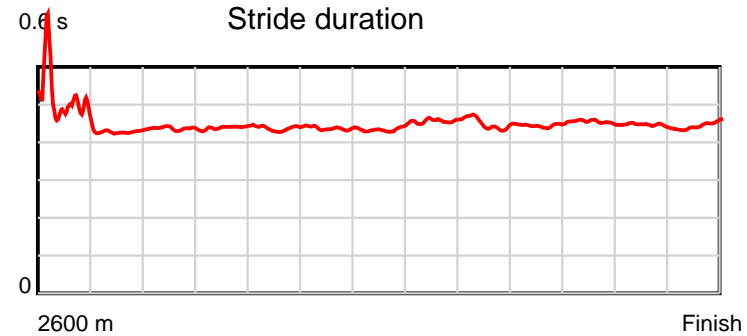
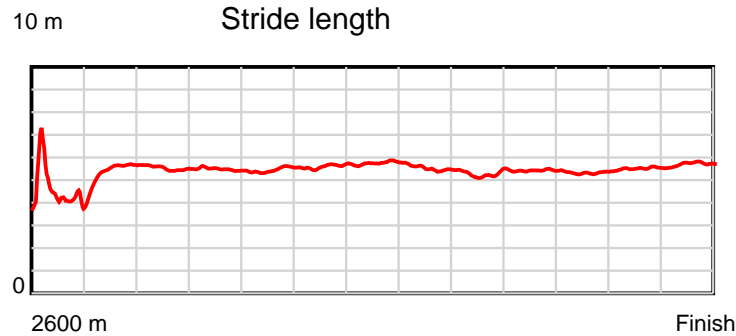
Disclaimer.

HRNZ and NZMTC and Thoroughbred Ratings Pty Ltd accepts no responsibility for the completeness or accuracy of any of the information contained herein, and makes no representations about its suitability for any particular purpose. Users should make their own judgements about those matters and/or seek independent advice. You assume all risks associated with use of the data provided on this page.

Race Results

August 31, 2018, Race 8, HARAS des TROTTEURS HANDICAP TROT, Distance 2600m, Addington - Survey 3200m

Result	TAB no.	Horse (Barrier)	2200m to	2000m to	1800m to	1600m to	1400m to	1200m to	1000m to	800m to	600m to	400m to	200m to	Total or	Margin
10th	13	Tijuana Taxi (1)	2000m	1800m	1600m	1400m	1200m	1000m	800m	600m	400m	200m	WP	Average	
		Position in running (margin)	11(58.7)	11(51.7)	11(54.4)	11(58.1)	11(57.0)	11(61.1)	11(68.8)	10(69.7)	10(71.0)	10(77.7)	10(87.8)		89.60
		Sectional time (s)	15.91	16.14	16.23	15.64	15.15	16.66	16.98	16.55	17.21	16.25	15.63		
		Cumulative time (s)	178.35	162.44	146.30	130.07	114.43	99.28	82.62	65.64	49.09	31.88	15.63	3:40.71	
		Speed (m/s)	12.57	12.39	12.32	12.79	13.20	12.00	11.78	12.08	11.62	12.31	12.80	11.78	
		Stride length (m)	5.49	5.45	5.39	5.59	5.74	5.48	5.28	5.38	5.28	5.48	5.70	5.35	
		Stride duration (s)	0.437	0.440	0.437	0.437	0.435	0.456	0.449	0.445	0.454	0.445	0.445	0.454	
		Stride efficiency (%)	47.12	46.34	45.36	48.75	51.52	46.95	43.64	45.28	43.53	46.98	50.74	44.70	
		Stride count	36.42	36.73	37.12	35.81	34.83	36.49	37.85	37.15	37.89	36.48	35.10	486.14	



Note: Horizontal distance axis grid lines are 200m furlongs.

Disclaimer.

HRNZ and NZMTC and Thoroughbred Ratings Pty Ltd accepts no responsibility for the completeness or accuracy of any of the information contained herein, and makes no representations about its suitability for any particular purpose. Users should make their own judgements about those matters and/or seek independent advice. You assume all risks associated with use of the data provided on this page.



Race Results



August 31, 2018, Race 8, HARAS des TROTTEURS HANDICAP TROT, Distance 2600m, Addington - Survey 3200m

Result	TAB no.	Horse (Barrier)	2600 to	2400m to
11th	5	Majestic Galle... (8)	2400m	2200m
		Position in running (margin)	-	8(33.4)
		Sectional time (s)	22.70	15.34
		Cumulative time (s)	221.21	198.51
		Speed (m/s)	8.81	13.04
		Stride length (m)	4.64	5.86
		Stride duration (s)	0.450	0.450
		Stride efficiency (%)	33.60	53.71
		Stride count	43.13	34.12

Disclaimer.

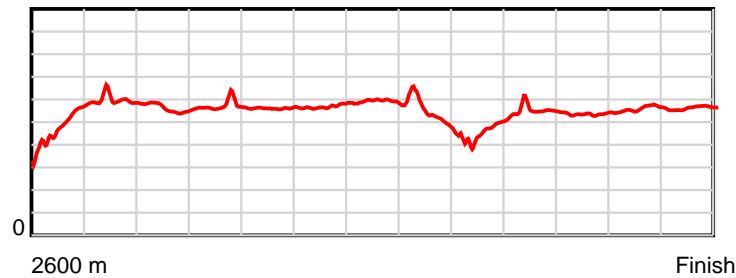
HRNZ and NZMTC and Thoroughbred Ratings Pty Ltd accepts no responsibility for the completeness or accuracy of any of the information contained herein, and makes no representations about its suitability for any particular purpose. Users should make their own judgements about those matters and/or seek independent advice. You assume all risks associated with use of the data provided on this page.

Race Results

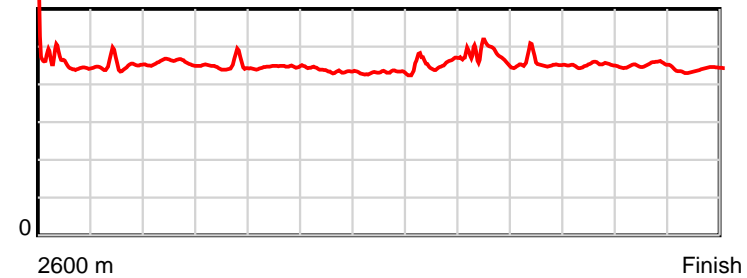
August 31, 2018, Race 8, HARAS des TROTTEURS HANDICAP TROT, Distance 2600m, Addington - Survey 3200m

Result	TAB no.	Horse (Barrier)	2200m to	2000m to	1800m to	1600m to	1400m to	1200m to	1000m to	800m to	600m to	400m to	200m to	Total or	Margin
11th	5	Majestic Galle... (8)	2000m	1800m	1600m	1400m	1200m	1000m	800m	600m	400m	200m	WP	Average	
		Position in running (margin)	8(32.5)	8(28.9)	8(29.1)	8(31.9)	8(29.3)	8(30.3)	10(42.6)	11(72.4)	11(74.1)	11(79.9)	11(89.9)		92.40
		Sectional time (s)	16.46	15.73	16.09	15.38	14.64	17.44	21.80	16.60	17.08	16.23	15.72		
		Cumulative time (s)	183.17	166.71	150.98	134.89	119.51	104.87	87.43	65.63	49.03	31.95	15.72	3:41.21	
		Speed (m/s)	12.15	12.71	12.43	13.00	13.66	11.47	9.17	12.05	11.71	12.32	12.72	11.75	
		Stride length (m)	5.57	5.70	5.55	5.67	5.88	5.20	4.30	5.48	5.28	5.56	5.59	5.36	
		Stride duration (s)	0.459	0.448	0.446	0.436	0.430	0.453	0.469	0.455	0.451	0.451	0.439	0.456	
		Stride efficiency (%)	48.50	50.79	48.07	50.28	53.97	42.20	28.93	46.96	43.57	48.25	48.79	44.97	
		Stride count	35.90	35.08	36.06	35.26	34.03	38.49	46.48	36.48	37.88	35.99	35.79	484.69	

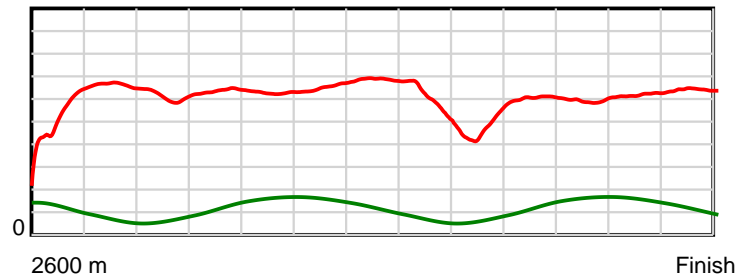
10 m Stride length



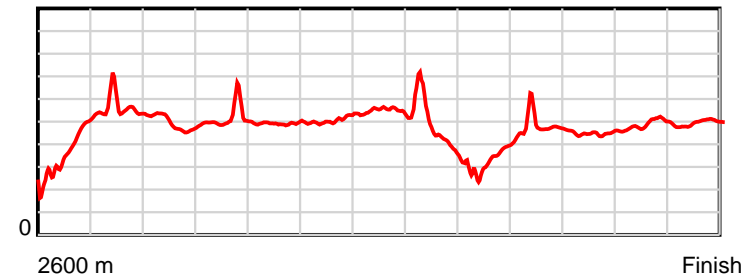
0.6 s Stride duration



20 m/sec Speed



100 % Stride efficiency



Note: Horizontal distance axis grid lines are 200m furlongs.

Disclaimer.

HRNZ and NZMTC and Thoroughbred Ratings Pty Ltd accepts no responsibility for the completeness or accuracy of any of the information contained herein, and makes no representations about its suitability for any particular purpose. Users should make their own judgements about those matters and/or seek independent advice. You assume all risks associated with use of the data provided on this page.