



## Race Results

NZ Metropolitan Trotting Club Inc, HRNZ, September 07, 2018

Compilation date: September 7, 2018, 9:35:39 PM (NZST)

Copyright © 2018 HRNZ and NZMTC. All rights reserved.

### Trademarks.

StrideMASTER is a registered trademark of Thoroughbred Ratings Pty Ltd.

### Disclaimer.

HRNZ and NZMTC and Thoroughbred Ratings Pty Ltd accepts no responsibility for the completeness or accuracy of any of the information contained herein, and makes no representations about its suitability for any particular purpose. Users should make their own judgements about those matters and/or seek independent advice. You assume all risks associated with use of the data provided on this page.



# Race Results



September 07, 2018, Race 8, , Distance 2600m, Addington - Survey 3200m

Result	TAB no.	Horse (Barrier)	2600 to	2400m to
1st	8	<b>Sails (0)</b>	<b>2400m</b>	<b>2200m</b>
		Position in running (margin)	-	7(9.0)
		Sectional time (s)	14.97	15.32
		Cumulative time (s)	197.88	182.91
		Speed (m/s)	13.36	13.05
		Stride length (m)	6.18	6.00
		Stride duration (s)	0.448	0.460
		Stride efficiency (%)	59.69	56.21
		Stride count	32.36	33.35

#### Disclaimer.

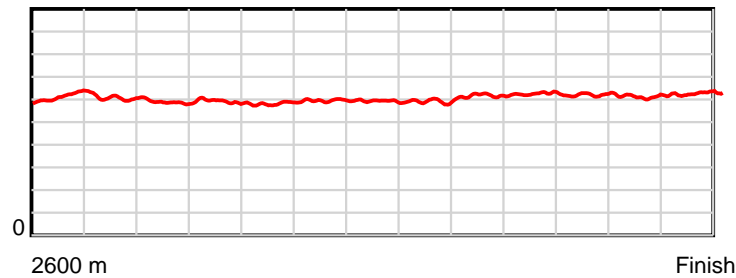
HRNZ and NZMTC and Thoroughbred Ratings Pty Ltd accepts no responsibility for the completeness or accuracy of any of the information contained herein, and makes no representations about its suitability for any particular purpose. Users should make their own judgements about those matters and/or seek independent advice. You assume all risks associated with use of the data provided on this page.

# Race Results

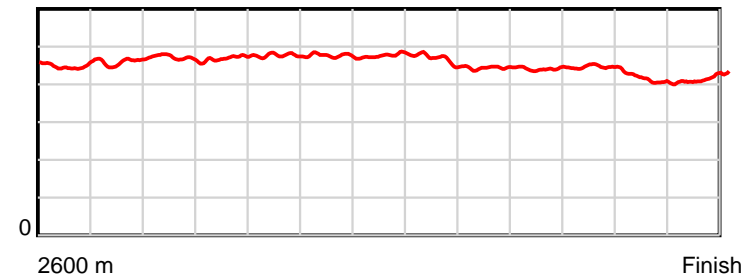
September 07, 2018, Race 8, , Distance 2600m, Addington - Survey 3200m

Result	TAB no.	Horse (Barrier)	2200m to	2000m to	1800m to	1600m to	1400m to	1200m to	1000m to	800m to	600m to	400m to	200m to	Total or	Margin
1st	8	Sails (0)	2000m	1800m	1600m	1400m	1200m	1000m	800m	600m	400m	200m	WP	Average	
		Position in running (margin)	8(7.2)	8(7.5)	8(8.0)	8(7.8)	8(8.1)	8(8.2)	8(7.2)	7(3.3)	3(1.1)	5(2.6)	3(1.4)		0.00
		Sectional time (s)	16.03	15.82	16.65	16.19	16.00	15.93	14.68	14.08	14.96	13.76	13.49		
		Cumulative time (s)	167.59	151.56	135.74	119.09	102.90	86.90	70.97	56.29	42.21	27.25	13.49	3:17.88	
		Speed (m/s)	12.48	12.64	12.01	12.35	12.50	12.55	13.62	14.20	13.37	14.53	14.83	13.14	
		Stride length (m)	5.88	5.94	5.72	5.88	5.97	5.85	6.04	6.27	5.95	5.97	6.18	5.98	
		Stride duration (s)	0.471	0.470	0.476	0.476	0.477	0.466	0.444	0.441	0.445	0.411	0.417	0.455	
		Stride efficiency (%)	54.04	55.11	51.19	54.05	55.60	53.55	57.09	61.37	55.30	55.78	59.73	55.95	
		Stride count	34.01	33.68	34.94	34.01	33.53	34.17	33.09	31.91	33.62	33.48	32.35	434.50	

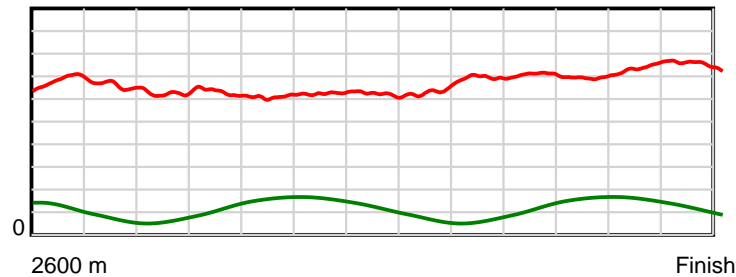
10 m Stride length



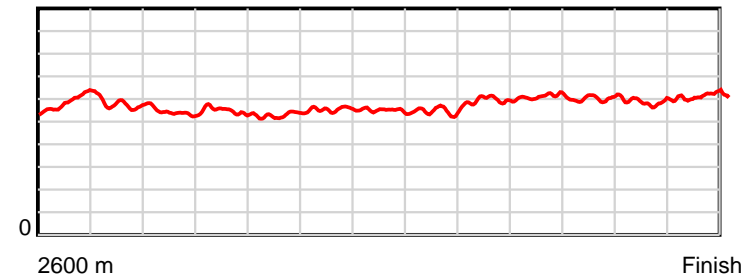
0.6 s Stride duration



20 m/sec Speed



100 % Stride efficiency



Note: Horizontal distance axis grid lines are 200m furlongs.

## Disclaimer.

HRNZ and NZMTC and Thoroughbred Ratings Pty Ltd accepts no responsibility for the completeness or accuracy of any of the information contained herein, and makes no representations about its suitability for any particular purpose. Users should make their own judgements about those matters and/or seek independent advice. You assume all risks associated with use of the data provided on this page.



# Race Results



September 07, 2018, Race 8, , Distance 2600m, Addington - Survey 3200m

Result	TAB no.	Horse (Barrier)	2600 to	2400m to
2nd	4	<b>Johnny White (5)</b>	<b>2400m</b>	<b>2200m</b>
		Position in running (margin)	-	4(3.7)
		Sectional time (s)	14.23	15.49
		Cumulative time (s)	198.28	184.05
		Speed (m/s)	14.05	12.91
		Stride length (m)	6.08	5.83
		Stride duration (s)	0.428	0.452
		Stride efficiency (%)	57.72	53.09
		Stride count	32.91	34.31

#### Disclaimer.

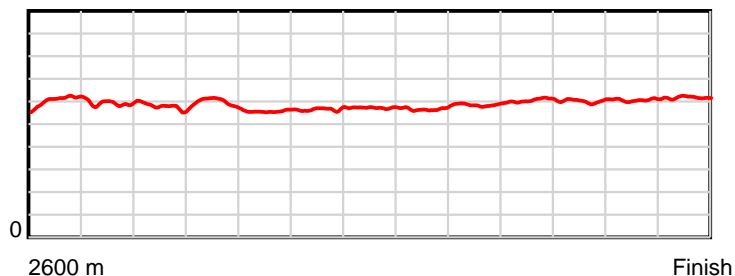
HRNZ and NZMTC and Thoroughbred Ratings Pty Ltd accepts no responsibility for the completeness or accuracy of any of the information contained herein, and makes no representations about its suitability for any particular purpose. Users should make their own judgements about those matters and/or seek independent advice. You assume all risks associated with use of the data provided on this page.

# Race Results

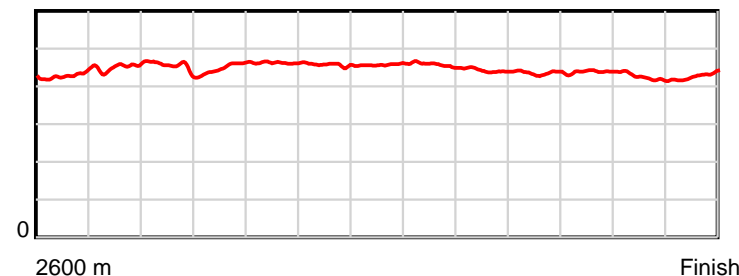
September 07, 2018, Race 8, , Distance 2600m, Addington - Survey 3200m

Result	TAB no.	Horse (Barrier)	2200m to	2000m to	1800m to	1600m to	1400m to	1200m to	1000m to	800m to	600m to	400m to	200m to	Total or	Margin
2nd	4	Johnny White (5)	2000m	1800m	1600m	1400m	1200m	1000m	800m	600m	400m	200m	WP	Average	
		Position in running (margin)	5(2.9)	6(3.4)	1(0.0)	1(0.0)	1(0.0)	1(0.0)	1(0.0)	1(0.0)	1(0.0)	1(0.0)	1(0.0)		2.20
		Sectional time (s)	16.07	15.16	16.67	16.15	15.97	16.09	15.33	14.46	14.71	13.96	13.99		
		Cumulative time (s)	168.56	152.49	137.33	120.66	104.51	88.54	72.45	57.12	42.66	27.95	13.99	3:18.28	
		Speed (m/s)	12.45	13.19	12.00	12.38	12.52	12.43	13.05	13.83	13.60	14.33	14.30	13.11	
		Stride length (m)	5.64	5.94	5.54	5.66	5.72	5.69	5.77	6.02	5.96	6.08	6.12	5.84	
		Stride duration (s)	0.453	0.450	0.462	0.457	0.457	0.457	0.442	0.435	0.439	0.424	0.428	0.446	
		Stride efficiency (%)	49.63	55.12	48.04	50.05	51.21	50.54	51.94	56.70	55.59	57.69	58.50	53.36	
		Stride count	35.49	33.67	36.07	35.34	34.94	35.17	34.69	33.20	33.53	32.92	32.69	444.93	

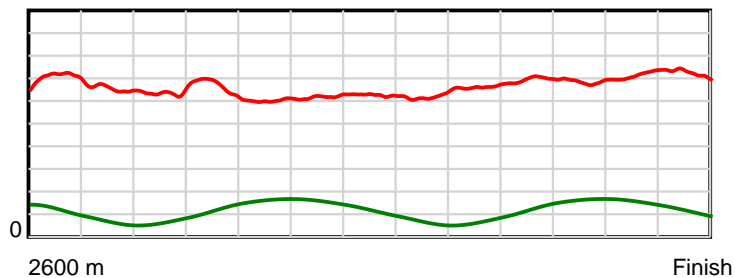
10 m Stride length



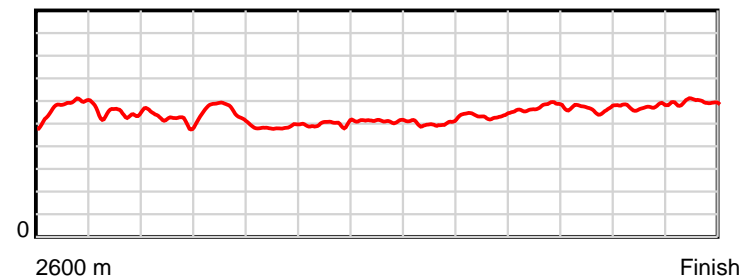
0.6 s Stride duration



20 m/sec Speed



100 % Stride efficiency



Note: Horizontal distance axis grid lines are 200m furlongs.

## Disclaimer.

HRNZ and NZMTC and Thoroughbred Ratings Pty Ltd accepts no responsibility for the completeness or accuracy of any of the information contained herein, and makes no representations about its suitability for any particular purpose. Users should make their own judgements about those matters and/or seek independent advice. You assume all risks associated with use of the data provided on this page.



# Race Results



September 07, 2018, Race 8, , Distance 2600m, Addington - Survey 3200m

Result	TAB no.	Horse (Barrier)	2600 to	2400m to
3rd	2	<b>Paravani (3)</b>	<b>2400m</b>	<b>2200m</b>
		Position in running (margin)	-	1(0.0)
		Sectional time (s)	13.62	15.62
		Cumulative time (s)	198.32	184.70
		Speed (m/s)	14.68	12.80
		Stride length (m)	6.77	6.36
		Stride duration (s)	0.454	0.496
		Stride efficiency (%)	71.58	63.13
		Stride count	29.55	31.47

## Disclaimer.

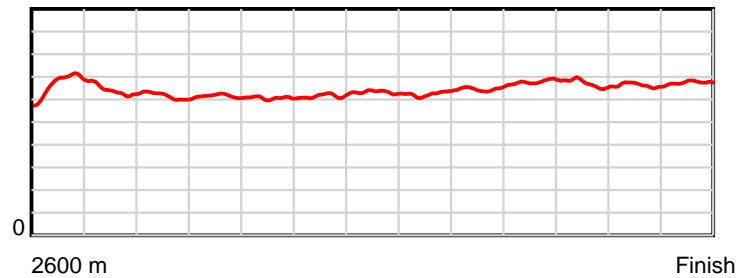
HRNZ and NZMTC and Thoroughbred Ratings Pty Ltd accepts no responsibility for the completeness or accuracy of any of the information contained herein, and makes no representations about its suitability for any particular purpose. Users should make their own judgements about those matters and/or seek independent advice. You assume all risks associated with use of the data provided on this page.

# Race Results

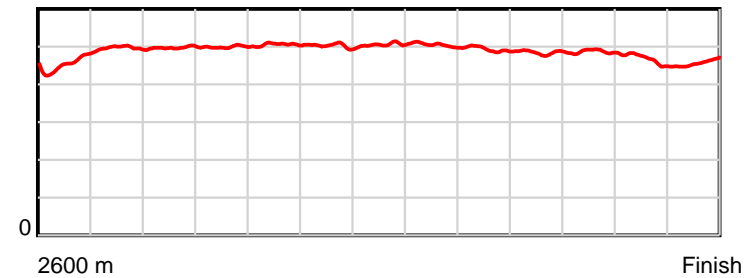
September 07, 2018, Race 8, , Distance 2600m, Addington - Survey 3200m

Result	TAB no.	Horse (Barrier)	2200m to	2000m to	1800m to	1600m to	1400m to	1200m to	1000m to	800m to	600m to	400m to	200m to	Total or	Margin
3rd	2	Paravani (3)	2000m	1800m	1600m	1400m	1200m	1000m	800m	600m	400m	200m	WP	Average	
		Position in running (margin)	1(0.0)	1(0.0)	2(2.4)	2(1.9)	2(1.5)	2(1.7)	2(3.2)	3(2.2)	5(1.5)	2(1.0)	4(2.0)		2.40
		Sectional time (s)	15.98	16.14	16.59	16.09	16.00	16.34	15.16	14.35	14.61	14.14	13.68		
		Cumulative time (s)	169.08	153.10	136.96	120.37	104.28	88.28	71.94	56.78	42.43	27.82	13.68	3:18.32	
		Speed (m/s)	12.52	12.39	12.06	12.43	12.50	12.24	13.19	13.94	13.69	14.14	14.62	13.11	
		Stride length (m)	6.23	6.19	6.10	6.24	6.32	6.17	6.51	6.75	6.66	6.58	6.69	6.42	
		Stride duration (s)	0.498	0.499	0.506	0.502	0.505	0.504	0.493	0.484	0.487	0.465	0.458	0.490	
		Stride efficiency (%)	60.61	59.84	58.05	60.87	62.38	59.48	66.19	71.23	69.31	67.63	70.04	64.39	
		Stride count	32.11	32.32	32.81	32.05	31.66	32.42	30.73	29.62	30.03	30.40	29.87	405.04	

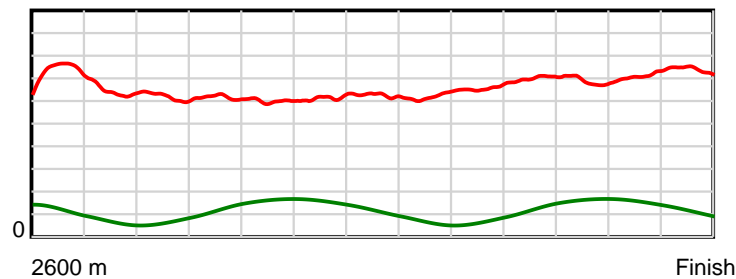
10 m Stride length



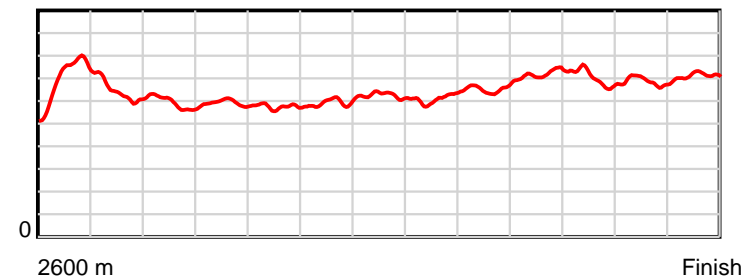
0.6 s Stride duration



20 m/sec Speed



100 % Stride efficiency



Note: Horizontal distance axis grid lines are 200m furlongs.

## Disclaimer.

HRNZ and NZMTC and Thoroughbred Ratings Pty Ltd accepts no responsibility for the completeness or accuracy of any of the information contained herein, and makes no representations about its suitability for any particular purpose. Users should make their own judgements about those matters and/or seek independent advice. You assume all risks associated with use of the data provided on this page.



# Race Results



September 07, 2018, Race 8, , Distance 2600m, Addington - Survey 3200m

Result	TAB no.	Horse (Barrier)	2600 to	2400m to
4th	6	<b>Highland Reign (7)</b>	<b>2400m</b>	<b>2200m</b>
		Position in running (margin)	-	6(6.5)
		Sectional time (s)	14.52	15.36
		Cumulative time (s)	198.82	184.30
		Speed (m/s)	13.77	13.02
		Stride length (m)	6.15	5.94
		Stride duration (s)	0.444	0.456
		Stride efficiency (%)	59.06	55.06
		Stride count	32.53	33.69

#### Disclaimer.

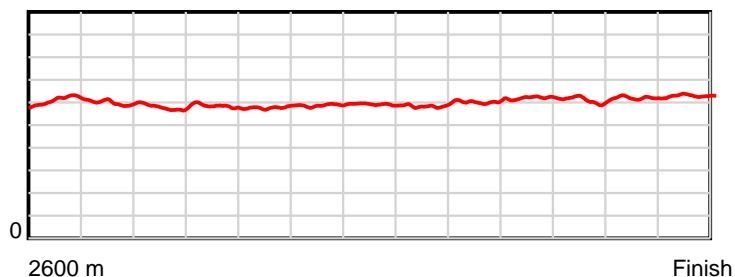
HRNZ and NZMTC and Thoroughbred Ratings Pty Ltd accepts no responsibility for the completeness or accuracy of any of the information contained herein, and makes no representations about its suitability for any particular purpose. Users should make their own judgements about those matters and/or seek independent advice. You assume all risks associated with use of the data provided on this page.

# Race Results

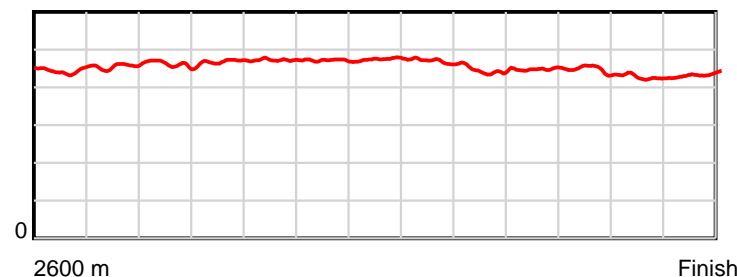
September 07, 2018, Race 8, , Distance 2600m, Addington - Survey 3200m

Result	TAB no.	Horse (Barrier)	2200m to	2000m to	1800m to	1600m to	1400m to	1200m to	1000m to	800m to	600m to	400m to	200m to	Total or	Margin
4th	6	Highland Reign (7)	2000m	1800m	1600m	1400m	1200m	1000m	800m	600m	400m	200m	WP	Average	
		Position in running (margin)	7(5.0)	7(5.5)	7(6.8)	7(6.4)	6(6.0)	6(6.1)	6(5.9)	6(3.2)	6(2.7)	7(4.4)	7(4.7)		5.20
		Sectional time (s)	16.07	15.95	16.60	16.10	15.98	16.05	14.88	14.38	14.99	14.00	13.94		
		Cumulative time (s)	168.94	152.87	136.92	120.32	104.22	88.24	72.19	57.31	42.93	27.94	13.94	3:18.82	
		Speed (m/s)	12.45	12.54	12.05	12.42	12.52	12.46	13.44	13.91	13.34	14.29	14.35	13.08	
		Stride length (m)	5.75	5.87	5.69	5.86	5.94	5.85	5.98	6.23	5.95	6.09	6.22	5.96	
		Stride duration (s)	0.462	0.468	0.472	0.472	0.475	0.470	0.445	0.448	0.446	0.427	0.434	0.456	
		Stride efficiency (%)	51.62	53.93	50.62	53.67	55.11	53.52	55.90	60.66	55.31	58.04	60.55	55.49	
		Stride count	34.80	34.04	35.14	34.13	33.68	34.18	33.44	32.10	33.62	32.82	32.13	436.30	

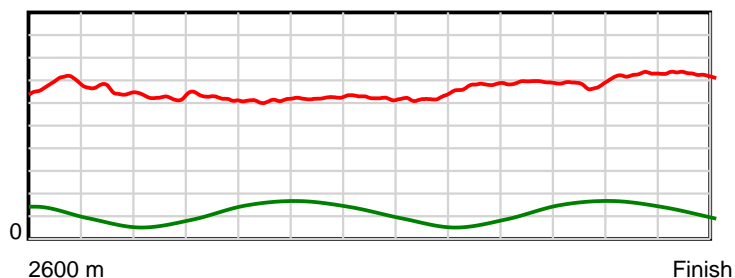
10 m Stride length



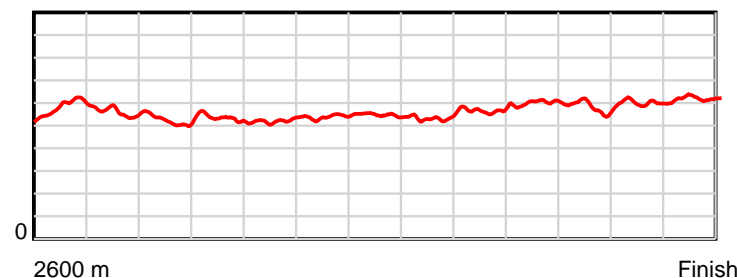
0.6 s Stride duration



20 m/sec Speed



100 % Stride efficiency



Note: Horizontal distance axis grid lines are 200m furlongs.

## Disclaimer.

HRNZ and NZMTC and Thoroughbred Ratings Pty Ltd accepts no responsibility for the completeness or accuracy of any of the information contained herein, and makes no representations about its suitability for any particular purpose. Users should make their own judgements about those matters and/or seek independent advice. You assume all risks associated with use of the data provided on this page.



# Race Results



September 07, 2018, Race 8, , Distance 2600m, Addington - Survey 3200m

Result	TAB no.	Horse (Barrier)	2600 to	2400m to
5th	3	Eastwood Chief... (4)	2400m	2200m
		Position in running (margin)	-	2(1.8)
		Sectional time (s)	14.05	15.63
		Cumulative time (s)	198.90	184.85
		Speed (m/s)	14.23	12.80
		Stride length (m)	5.83	5.42
		Stride duration (s)	0.402	0.423
		Stride efficiency (%)	53.15	45.83
		Stride count	34.29	36.93

#### Disclaimer.

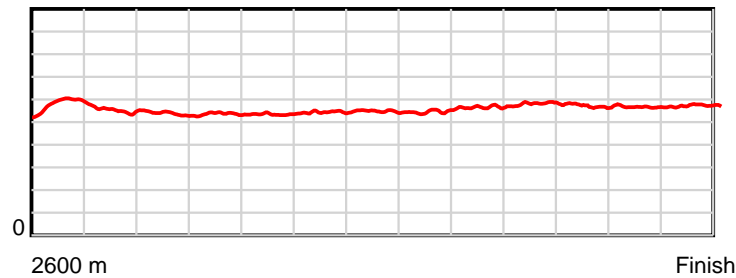
HRNZ and NZMTC and Thoroughbred Ratings Pty Ltd accepts no responsibility for the completeness or accuracy of any of the information contained herein, and makes no representations about its suitability for any particular purpose. Users should make their own judgements about those matters and/or seek independent advice. You assume all risks associated with use of the data provided on this page.

# Race Results

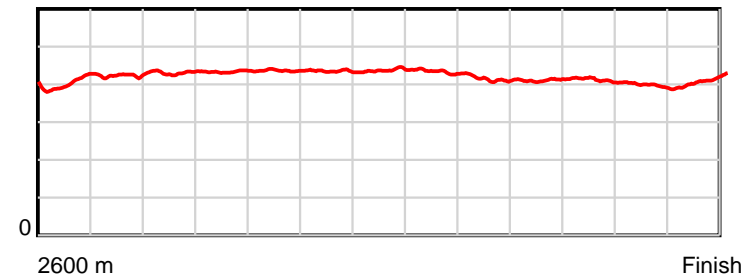
September 07, 2018, Race 8, , Distance 2600m, Addington - Survey 3200m

Result	TAB no.	Horse (Barrier)	2200m to	2000m to	1800m to	1600m to	1400m to	1200m to	1000m to	800m to	600m to	400m to	200m to	Total or	Margin
5th	3	Eastwood Chief... (4)	2000m	1800m	1600m	1400m	1200m	1000m	800m	600m	400m	200m	WP	Average	
		Position in running (margin)	4(1.8)	5(3.4)	5(5.1)	5(4.4)	4(3.7)	4(3.7)	4(3.8)	4(2.9)	2(0.6)	3(1.1)	2(1.0)		5.70
		Sectional time (s)	16.24	16.02	16.56	16.04	15.97	16.10	15.19	14.06	14.79	13.95	14.30		
		Cumulative time (s)	169.22	152.98	136.96	120.40	104.36	88.39	72.29	57.10	43.04	28.25	14.30	3:18.90	
		Speed (m/s)	12.32	12.48	12.08	12.47	12.52	12.42	13.17	14.22	13.52	14.34	13.99	13.07	
		Stride length (m)	5.31	5.41	5.27	5.42	5.48	5.38	5.45	5.84	5.55	5.68	5.74	5.52	
		Stride duration (s)	0.431	0.433	0.436	0.435	0.438	0.434	0.414	0.411	0.411	0.396	0.411	0.422	
		Stride efficiency (%)	44.02	45.76	43.40	45.97	46.95	45.31	46.39	53.37	48.20	50.44	51.54	47.56	
		Stride count	37.68	36.96	37.95	36.87	36.49	37.14	36.71	34.22	36.01	35.20	34.83	471.28	

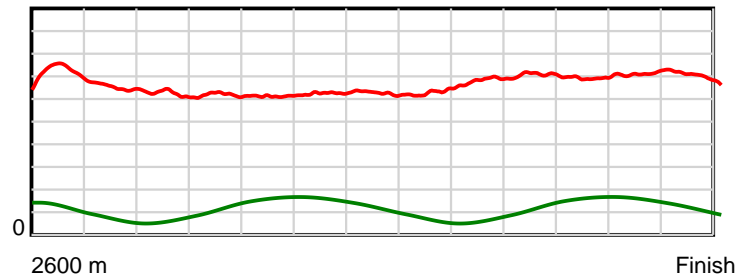
10 m Stride length



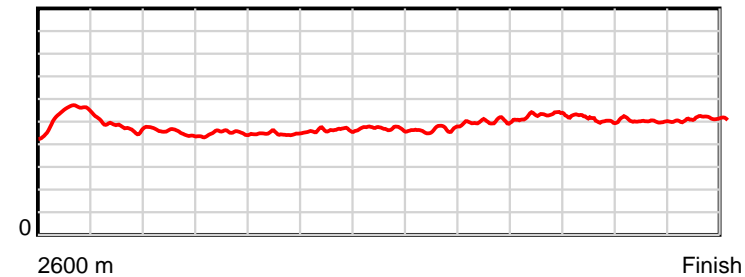
0.6 s Stride duration



20 m/sec Speed



100 % Stride efficiency



Note: Horizontal distance axis grid lines are 200m furlongs.

## Disclaimer.

HRNZ and NZMTC and Thoroughbred Ratings Pty Ltd accepts no responsibility for the completeness or accuracy of any of the information contained herein, and makes no representations about its suitability for any particular purpose. Users should make their own judgements about those matters and/or seek independent advice. You assume all risks associated with use of the data provided on this page.



# Race Results



September 07, 2018, Race 8, , Distance 2600m, Addington - Survey 3200m

Result	TAB no.	Horse (Barrier)	2600 to	2400m to
6th	1	Scottlynn Justi... (2)	2400m	2200m
		Position in running (margin)	-	3(3.3)
		Sectional time (s)	14.15	15.32
		Cumulative time (s)	198.92	184.77
		Speed (m/s)	14.13	13.05
		Stride length (m)	6.05	5.99
		Stride duration (s)	0.418	0.459
		Stride efficiency (%)	57.13	56.06
		Stride count	33.08	33.39

## Disclaimer.

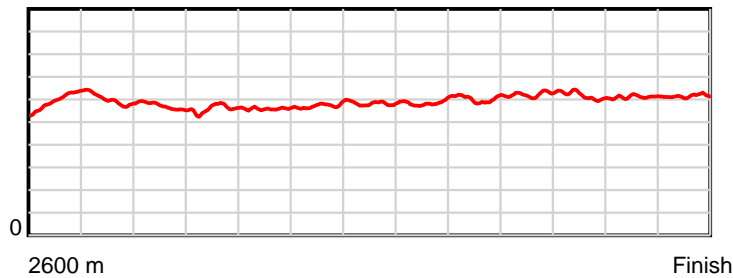
HRNZ and NZMTC and Thoroughbred Ratings Pty Ltd accepts no responsibility for the completeness or accuracy of any of the information contained herein, and makes no representations about its suitability for any particular purpose. Users should make their own judgements about those matters and/or seek independent advice. You assume all risks associated with use of the data provided on this page.

# Race Results

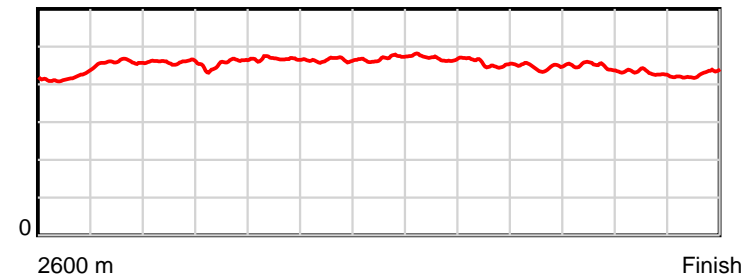
September 07, 2018, Race 8, , Distance 2600m, Addington - Survey 3200m

Result	TAB no.	Horse (Barrier)	2200m to	2000m to	1800m to	1600m to	1400m to	1200m to	1000m to	800m to	600m to	400m to	200m to	Total or	Margin
6th	1	Scottlynn Justi... (2)	2000m	1800m	1600m	1400m	1200m	1000m	800m	600m	400m	200m	WP	Average	
		Position in running (margin)	2(1.5)	3(1.4)	4(3.9)	4(4.1)	5(4.5)	5(4.5)	5(4.3)	5(3.1)	7(2.9)	6(3.9)	5(4.3)		5.80
		Sectional time (s)	15.95	16.15	16.71	16.21	15.97	16.05	15.14	14.41	14.88	14.03	13.95		
		Cumulative time (s)	169.45	153.50	137.35	120.64	104.43	88.46	72.41	57.27	42.86	27.98	13.95	3:18.92	
		Speed (m/s)	12.54	12.38	11.97	12.34	12.52	12.46	13.21	13.88	13.44	14.26	14.34	13.07	
		Stride length (m)	5.76	5.64	5.58	5.72	5.87	5.86	6.01	6.20	6.03	6.14	6.12	5.91	
		Stride duration (s)	0.459	0.455	0.467	0.464	0.469	0.470	0.455	0.447	0.448	0.430	0.427	0.452	
		Stride efficiency (%)	51.81	49.63	48.74	51.18	53.83	53.61	56.48	60.07	56.77	58.82	58.56	54.65	
		Stride count	34.73	35.49	35.81	34.95	34.08	34.15	33.27	32.26	33.18	32.60	32.67	439.66	

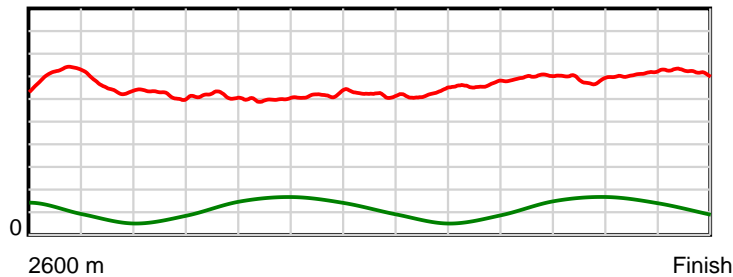
10 m Stride length



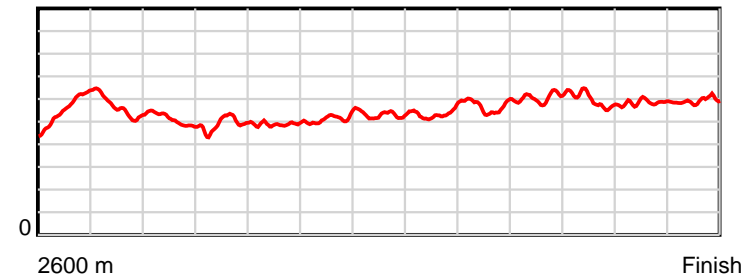
0.6 s Stride duration



20 m/sec Speed



100 % Stride efficiency



Note: Horizontal distance axis grid lines are 200m furlongs.

## Disclaimer.

HRNZ and NZMTC and Thoroughbred Ratings Pty Ltd accepts no responsibility for the completeness or accuracy of any of the information contained herein, and makes no representations about its suitability for any particular purpose. Users should make their own judgements about those matters and/or seek independent advice. You assume all risks associated with use of the data provided on this page.



# Race Results



September 07, 2018, Race 8, , Distance 2600m, Addington - Survey 3200m

Result	TAB no.	Horse (Barrier)	2600 to	2400m to
7th	7	<b>Robyn's Gem (1)</b>	<b>2400m</b>	<b>2200m</b>
		Position in running (margin)	-	8(11.5)
		Sectional time (s)	15.58	14.30
		Cumulative time (s)	199.14	183.56
		Speed (m/s)	12.84	13.99
		Stride length (m)	6.50	6.32
		Stride duration (s)	0.453	0.452
		Stride efficiency (%)	66.01	62.40
		Stride count	30.77	31.65

#### Disclaimer.

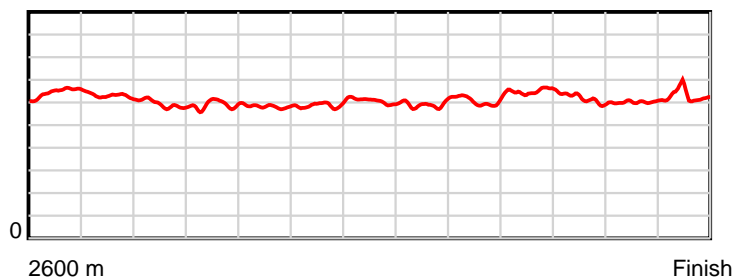
HRNZ and NZMTC and Thoroughbred Ratings Pty Ltd accepts no responsibility for the completeness or accuracy of any of the information contained herein, and makes no representations about its suitability for any particular purpose. Users should make their own judgements about those matters and/or seek independent advice. You assume all risks associated with use of the data provided on this page.

# Race Results

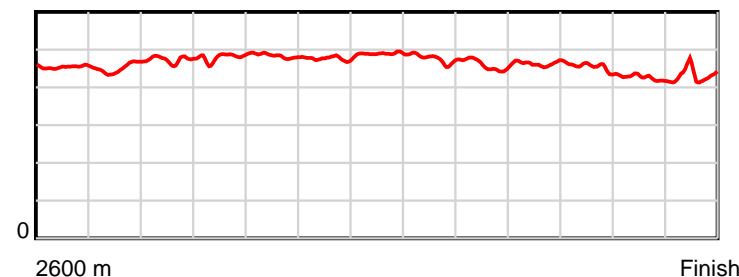
September 07, 2018, Race 8, , Distance 2600m, Addington - Survey 3200m

Result	TAB no.	Horse (Barrier)	2200m to	2000m to	1800m to	1600m to	1400m to	1200m to	1000m to	800m to	600m to	400m to	200m to	Total or	Margin
7th	7	<b>Robyn's Gem (1)</b>	<b>2000m</b>	<b>1800m</b>	<b>1600m</b>	<b>1400m</b>	<b>1200m</b>	<b>1000m</b>	<b>800m</b>	<b>600m</b>	<b>400m</b>	<b>200m</b>	<b>WP</b>	<b>Average</b>	
		Position in running (margin)	6(3.5)	4(2.4)	6(5.1)	6(5.3)	7(6.6)	7(6.9)	7(6.1)	8(4.9)	8(4.7)	8(6.0)	8(6.6)		7.00
		Sectional time (s)	15.80	16.18	16.70	16.37	16.03	15.95	15.13	14.42	14.93	14.06	13.69		
		Cumulative time (s)	169.26	153.46	137.28	120.58	104.21	88.18	72.23	57.10	42.68	27.75	13.69	3:19.14	
		Speed (m/s)	12.66	12.36	11.98	12.22	12.48	12.54	13.22	13.87	13.40	14.22	14.61	13.06	
		Stride length (m)	6.00	5.93	5.79	5.82	6.11	5.97	6.07	6.44	6.08	6.05	6.30	6.10	
		Stride duration (s)	0.474	0.480	0.484	0.477	0.489	0.477	0.459	0.464	0.454	0.426	0.432	0.467	
		Stride efficiency (%)	56.23	54.99	52.48	52.99	58.29	55.78	57.55	64.72	57.71	57.23	62.05	58.13	
		Stride count	33.34	33.72	34.51	34.34	32.75	33.47	32.95	31.08	32.91	33.05	31.74	426.28	

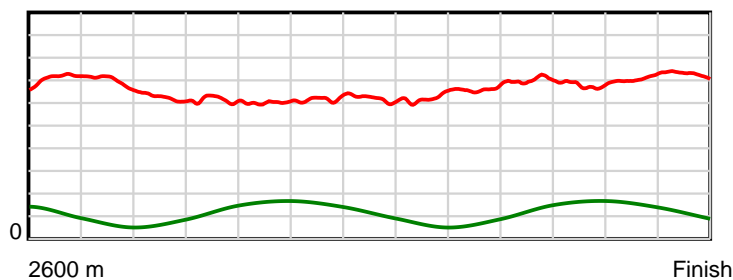
10 m Stride length



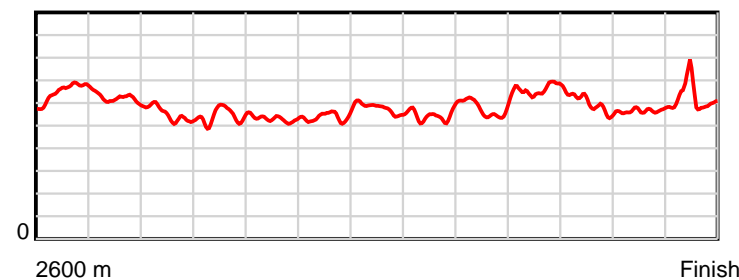
0.6 s Stride duration



20 m/sec Speed



100 % Stride efficiency



Note: Horizontal distance axis grid lines are 200m furlongs.

## Disclaimer.

HRNZ and NZMTC and Thoroughbred Ratings Pty Ltd accepts no responsibility for the completeness or accuracy of any of the information contained herein, and makes no representations about its suitability for any particular purpose. Users should make their own judgements about those matters and/or seek independent advice. You assume all risks associated with use of the data provided on this page.



# Race Results



September 07, 2018, Race 8, , Distance 2600m, Addington - Survey 3200m

Result	TAB no.	Horse (Barrier)	2600 to	2400m to
8th	5	<b>Maninthemirror (6)</b>	<b>2400m</b>	<b>2200m</b>
		Position in running (margin)	-	5(4.7)
		Sectional time (s)	14.27	15.13
		Cumulative time (s)	199.39	185.12
		Speed (m/s)	14.01	13.22
		Stride length (m)	6.34	6.16
		Stride duration (s)	0.448	0.466
		Stride efficiency (%)	62.79	59.31
		Stride count	31.55	32.46

#### Disclaimer.

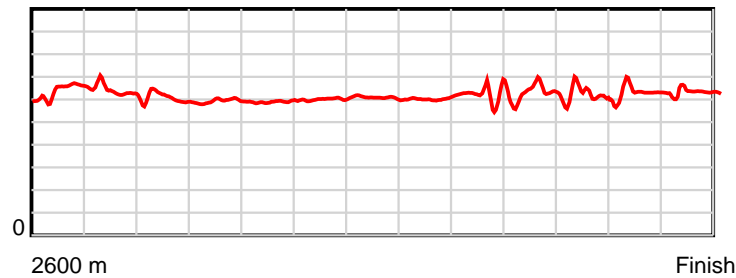
HRNZ and NZMTC and Thoroughbred Ratings Pty Ltd accepts no responsibility for the completeness or accuracy of any of the information contained herein, and makes no representations about its suitability for any particular purpose. Users should make their own judgements about those matters and/or seek independent advice. You assume all risks associated with use of the data provided on this page.

# Race Results

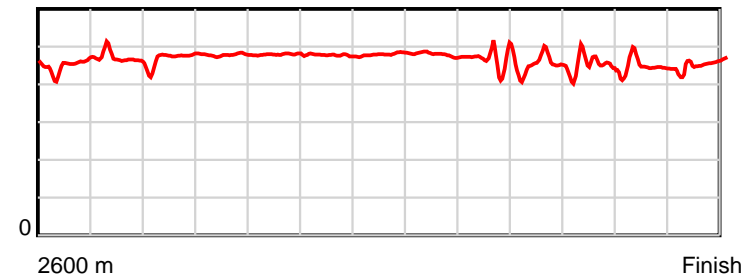
September 07, 2018, Race 8, , Distance 2600m, Addington - Survey 3200m

Result	TAB no.	Horse (Barrier)	2200m to	2000m to	1800m to	1600m to	1400m to	1200m to	1000m to	800m to	600m to	400m to	200m to	Total or	Margin
8th	5	Maninthemirror (6)	2000m	1800m	1600m	1400m	1200m	1000m	800m	600m	400m	200m	WP	Average	
		Position in running (margin)	3(1.7)	2(0.2)	3(2.5)	3(3.2)	3(3.1)	3(2.7)	3(3.3)	2(1.9)	4(1.4)	4(2.5)	6(4.3)		8.40
		Sectional time (s)	15.73	16.11	16.79	16.13	15.91	16.18	15.10	14.37	14.90	14.26	14.51		
		Cumulative time (s)	169.99	154.26	138.15	121.36	105.23	89.32	73.14	58.04	43.67	28.77	14.51	3:19.39	
		Speed (m/s)	12.71	12.41	11.91	12.40	12.57	12.36	13.25	13.92	13.42	14.03	13.78	13.04	
		Stride length (m)	5.96	5.93	5.70	5.91	6.04	5.92	6.12	6.19	5.91	6.30	6.20	6.05	
		Stride duration (s)	0.469	0.478	0.478	0.477	0.481	0.479	0.462	0.445	0.440	0.449	0.449	0.464	
		Stride efficiency (%)	55.57	55.02	50.75	54.56	56.99	54.68	58.58	59.93	54.65	61.97	59.99	57.15	
		Stride count	33.54	33.70	35.09	33.85	33.12	33.81	32.67	32.29	33.82	31.76	32.28	429.94	

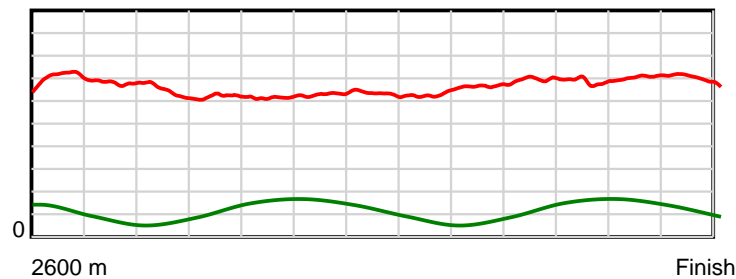
10 m Stride length



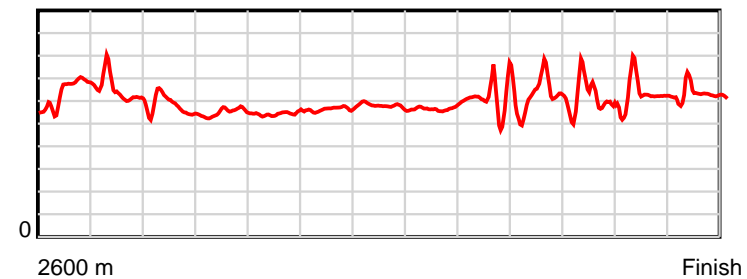
0.6 s Stride duration



20 m/sec Speed



100 % Stride efficiency



Note: Horizontal distance axis grid lines are 200m furlongs.

## Disclaimer.

HRNZ and NZMTC and Thoroughbred Ratings Pty Ltd accepts no responsibility for the completeness or accuracy of any of the information contained herein, and makes no representations about its suitability for any particular purpose. Users should make their own judgements about those matters and/or seek independent advice. You assume all risks associated with use of the data provided on this page.