



## Race Results

NZ Metropolitan Trotting Club Inc, HRNZ, September 14, 2018

Compilation date: September 14, 2018, 5:29:35 PM (NZST)

Copyright © 2018 HRNZ and NZMTC. All rights reserved.

### Trademarks.

StrideMASTER is a registered trademark of Thoroughbred Ratings Pty Ltd.

### Disclaimer.

HRNZ and NZMTC and Thoroughbred Ratings Pty Ltd accepts no responsibility for the completeness or accuracy of any of the information contained herein, and makes no representations about its suitability for any particular purpose. Users should make their own judgements about those matters and/or seek independent advice. You assume all risks associated with use of the data provided on this page.



# Race Results



September 14, 2018, Race 1, CHRISTCHURCH CASINO MOBILE TROT, Distance 2600m, Addington - Survey 3200m

Result	TAB no.	Horse (Barrier)	2600 to	2400m to
1st	6	Scarlett Banne... (5)	2400m	2200m
		Position in running (margin)	-	3(1.9)
		Sectional time (s)	14.45	15.23
		Cumulative time (s)	197.82	183.37
		Speed (m/s)	13.84	13.13
		Stride length (m)	6.66	6.59
		Stride duration (s)	0.481	0.502
		Stride efficiency (%)	69.29	67.93
		Stride count	30.03	30.33

## Disclaimer.

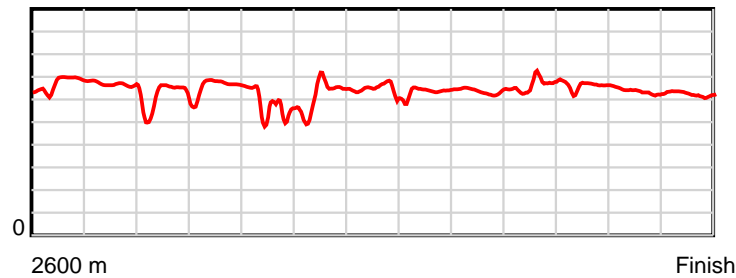
HRNZ and NZMTC and Thoroughbred Ratings Pty Ltd accepts no responsibility for the completeness or accuracy of any of the information contained herein, and makes no representations about its suitability for any particular purpose. Users should make their own judgements about those matters and/or seek independent advice. You assume all risks associated with use of the data provided on this page.

# Race Results

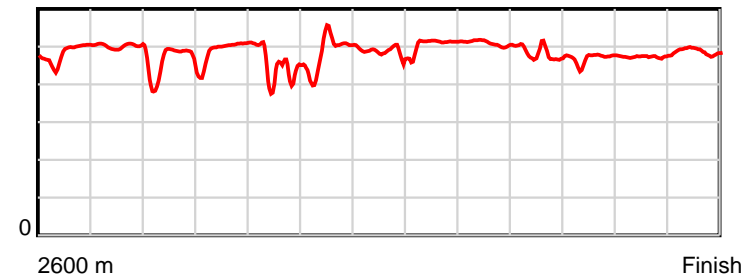
September 14, 2018, Race 1, CHRISTCHURCH CASINO MOBILE TROT, Distance 2600m, Addington - Survey 3200m

Result	TAB no.	Horse (Barrier)	2200m to	2000m to	1800m to	1600m to	1400m to	1200m to	1000m to	800m to	600m to	400m to	200m to	Total or	Margin
1st	6	Scarlett Banne... (5)	2000m	1800m	1600m	1400m	1200m	1000m	800m	600m	400m	200m	WP	Average	
		Position in running (margin)	3(3.5)	4(5.3)	4(8.0)	3(4.3)	2(0.3)	1(0.0)	1(0.0)	1(0.0)	2(0.3)	1(0.0)	1(0.0)		0.00
		Sectional time (s)	15.26	15.04	15.90	15.71	15.14	15.88	16.03	14.37	14.31	14.97	15.53		
		Cumulative time (s)	168.14	152.88	137.84	121.94	106.23	91.09	75.21	59.18	44.81	30.50	15.53	3:17.82	
		Speed (m/s)	13.11	13.30	12.58	12.73	13.21	12.59	12.48	13.92	13.98	13.36	12.88	13.14	
		Stride length (m)	5.91	6.58	5.52	6.10	6.27	6.47	6.34	6.62	6.50	6.32	6.29	6.30	
		Stride duration (s)	0.451	0.495	0.439	0.480	0.475	0.514	0.508	0.476	0.466	0.473	0.488	0.480	
		Stride efficiency (%)	54.52	67.71	47.56	58.22	61.46	65.38	62.81	68.42	66.12	62.47	61.74	62.11	
		Stride count	33.86	30.38	36.25	32.77	31.89	30.92	31.55	30.22	30.75	31.63	31.82	412.40	

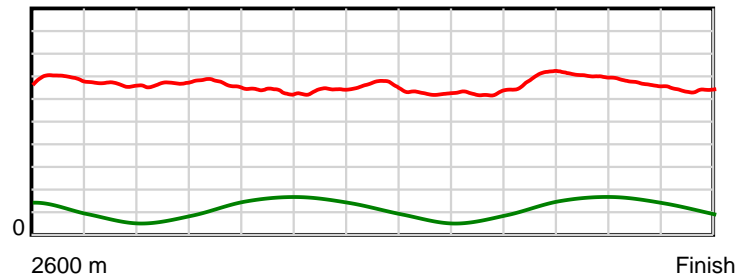
10 m Stride length



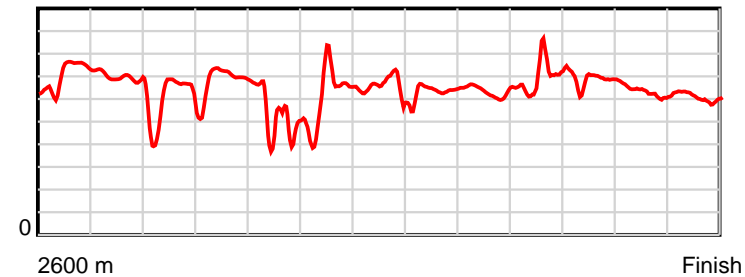
0.6 s Stride duration



20 m/sec Speed



100 % Stride efficiency



Note: Horizontal distance axis grid lines are 200m furlongs.

## Disclaimer.

HRNZ and NZMTC and Thoroughbred Ratings Pty Ltd accepts no responsibility for the completeness or accuracy of any of the information contained herein, and makes no representations about its suitability for any particular purpose. Users should make their own judgements about those matters and/or seek independent advice. You assume all risks associated with use of the data provided on this page.



# Race Results



September 14, 2018, Race 1, CHRISTCHURCH CASINO MOBILE TROT, Distance 2600m, Addington - Survey 3200m

Result	TAB no.	Horse (Barrier)	2600 to	2400m to
2nd	8	<b>Rum In The Sun (7)</b>	<b>2400m</b>	<b>2200m</b>
		Position in running (margin)	-	8(9.0)
		Sectional time (s)	15.45	15.86
		Cumulative time (s)	197.95	182.50
		Speed (m/s)	12.94	12.61
		Stride length (m)	5.97	5.89
		Stride duration (s)	0.463	0.467
		Stride efficiency (%)	55.62	54.15
		Stride count	33.52	33.98

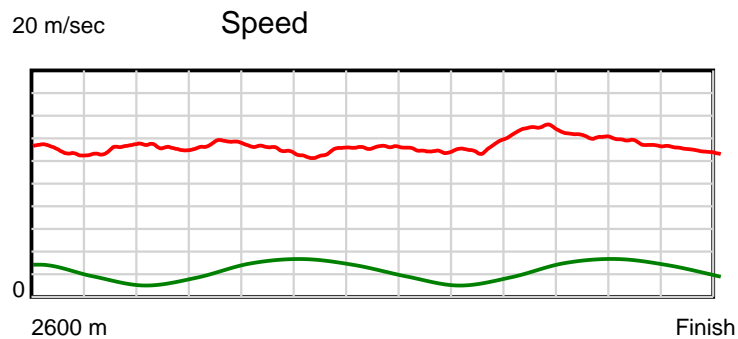
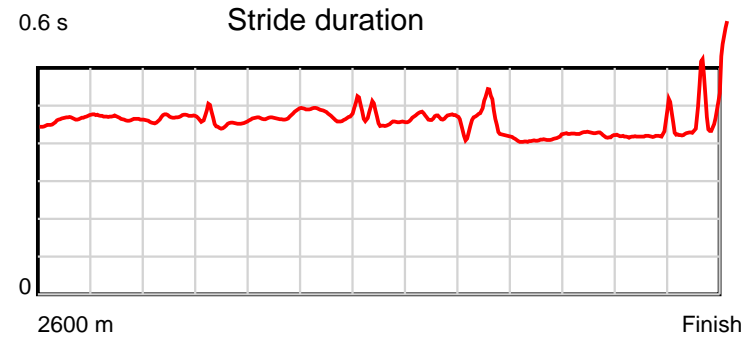
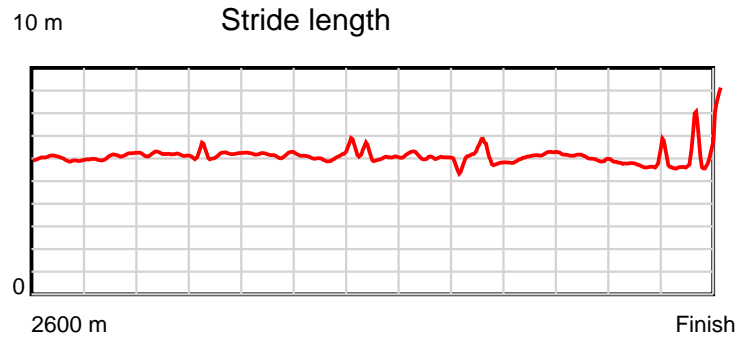
#### Disclaimer.

HRNZ and NZMTC and Thoroughbred Ratings Pty Ltd accepts no responsibility for the completeness or accuracy of any of the information contained herein, and makes no representations about its suitability for any particular purpose. Users should make their own judgements about those matters and/or seek independent advice. You assume all risks associated with use of the data provided on this page.

# Race Results

September 14, 2018, Race 1, CHRISTCHURCH CASINO MOBILE TROT, Distance 2600m, Addington - Survey 3200m

Result	TAB no.	Horse (Barrier)	2200m to	2000m to	1800m to	1600m to	1400m to	1200m to	1000m to	800m to	600m to	400m to	200m to	Total or	Margin
2nd	8	Rum In The Sun (7)	2000m	1800m	1600m	1400m	1200m	1000m	800m	600m	400m	200m	WP	Average	
		Position in running (margin)	9(14.4)	9(18.3)	9(18.9)	9(13.7)	9(10.0)	9(9.4)	7(8.9)	7(4.8)	1(0.0)	2(1.4)	2(1.0)		0.70
		Sectional time (s)	15.61	14.69	15.65	15.76	15.09	15.80	15.35	13.52	14.60	14.90	15.67		
		Cumulative time (s)	166.64	151.03	136.34	120.69	104.93	89.84	74.04	58.69	45.17	30.57	15.67	3:17.95	
		Speed (m/s)	12.81	13.61	12.78	12.69	13.25	12.66	13.03	14.79	13.70	13.42	12.76	13.13	
		Stride length (m)	5.99	6.21	6.05	6.09	6.09	5.84	5.88	6.10	5.80	5.69	6.01	5.97	
		Stride duration (s)	0.468	0.456	0.473	0.479	0.460	0.462	0.451	0.412	0.423	0.424	0.471	0.454	
		Stride efficiency (%)	56.11	60.20	57.21	57.87	58.03	53.34	54.05	58.13	52.54	50.61	56.51	55.63	
		Stride count	33.38	32.22	33.05	32.86	32.82	34.23	34.01	32.79	34.49	35.14	33.26	435.75	



Note: Horizontal distance axis grid lines are 200m furlongs.

### Disclaimer.

HRNZ and NZMTC and Thoroughbred Ratings Pty Ltd accepts no responsibility for the completeness or accuracy of any of the information contained herein, and makes no representations about its suitability for any particular purpose. Users should make their own judgements about those matters and/or seek independent advice. You assume all risks associated with use of the data provided on this page.



# Race Results



September 14, 2018, Race 1, CHRISTCHURCH CASINO MOBILE TROT, Distance 2600m, Addington - Survey 3200m

Result	TAB no.	Horse (Barrier)	2600 to	2400m to
3rd	3	<b>Tessa's Rocket (2)</b>	<b>2400m</b>	<b>2200m</b>
		Position in running (margin)	-	5(4.2)
		Sectional time (s)	14.62	15.23
		Cumulative time (s)	198.58	183.96
		Speed (m/s)	13.68	13.13
		Stride length (m)	5.86	5.85
		Stride duration (s)	0.431	0.445
		Stride efficiency (%)	53.61	53.43
		Stride count	34.15	34.20

#### Disclaimer.

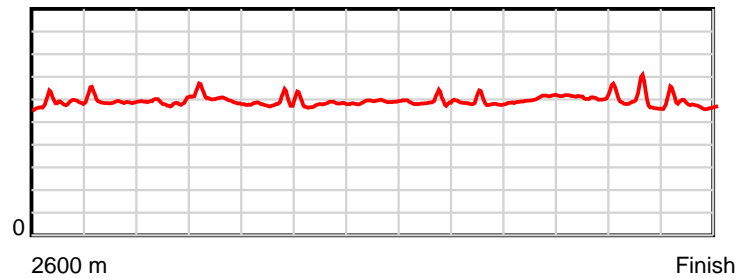
HRNZ and NZMTC and Thoroughbred Ratings Pty Ltd accepts no responsibility for the completeness or accuracy of any of the information contained herein, and makes no representations about its suitability for any particular purpose. Users should make their own judgements about those matters and/or seek independent advice. You assume all risks associated with use of the data provided on this page.

# Race Results

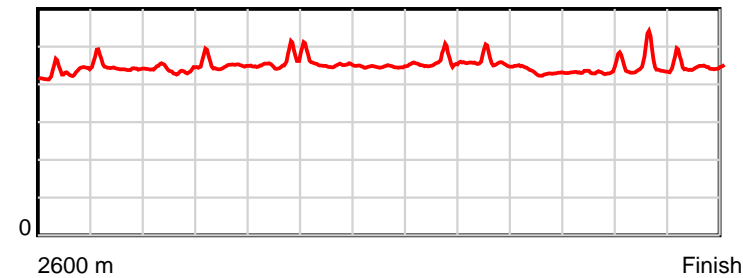
September 14, 2018, Race 1, CHRISTCHURCH CASINO MOBILE TROT, Distance 2600m, Addington - Survey 3200m

Result	TAB no.	Horse (Barrier)	2200m to	2000m to	1800m to	1600m to	1400m to	1200m to	1000m to	800m to	600m to	400m to	200m to	Total or	Margin
3rd	3	Tessa's Rocket (2)	2000m	1800m	1600m	1400m	1200m	1000m	800m	600m	400m	200m	WP	Average	
		Position in running (margin)	5(5.9)	5(7.2)	5(9.3)	5(6.3)	4(3.0)	3(2.7)	2(2.0)	2(1.4)	3(1.5)	3(2.7)	3(4.4)		4.20
		Sectional time (s)	15.19	14.95	16.01	15.83	15.14	15.75	15.94	14.35	14.56	15.25	15.76		
		Cumulative time (s)	168.73	153.54	138.59	122.58	106.75	91.61	75.86	59.92	45.57	31.01	15.76	3:18.58	
		Speed (m/s)	13.17	13.38	12.49	12.63	13.21	12.70	12.55	13.94	13.74	13.11	12.69	13.09	
		Stride length (m)	5.74	6.02	5.74	5.71	5.90	5.77	5.74	6.02	6.01	5.90	5.65	5.84	
		Stride duration (s)	0.436	0.450	0.460	0.452	0.446	0.454	0.457	0.432	0.437	0.450	0.445	0.446	
		Stride efficiency (%)	51.44	56.69	51.52	50.86	54.35	51.94	51.47	56.67	56.35	54.42	49.85	53.21	
		Stride count	34.86	33.21	34.83	35.06	33.91	34.69	34.85	33.21	33.30	33.89	35.41	445.57	

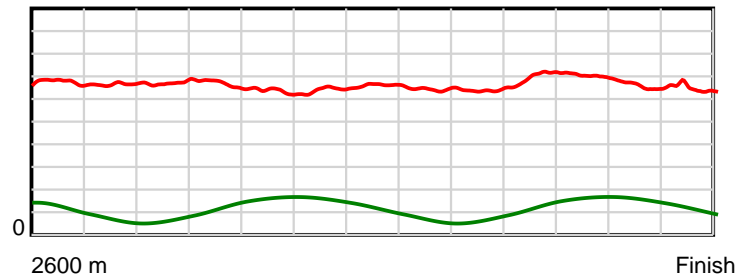
10 m Stride length



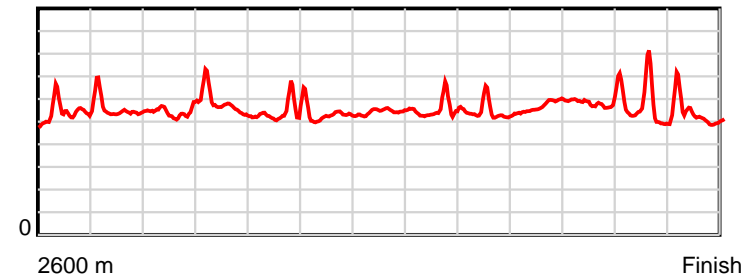
0.6 s Stride duration



20 m/sec Speed



100 % Stride efficiency



Note: Horizontal distance axis grid lines are 200m furlongs.

**Disclaimer.**

HRNZ and NZMTC and Thoroughbred Ratings Pty Ltd accepts no responsibility for the completeness or accuracy of any of the information contained herein, and makes no representations about its suitability for any particular purpose. Users should make their own judgements about those matters and/or seek independent advice. You assume all risks associated with use of the data provided on this page.



# Race Results



September 14, 2018, Race 1, CHRISTCHURCH CASINO MOBILE TROT, Distance 2600m, Addington - Survey 3200m

Result	TAB no.	Horse (Barrier)	2600 to	2400m to
4th	5	Take After Me (4)	2400m	2200m
		Position in running (margin)	-	6(5.4)
		Sectional time (s)	14.86	15.66
		Cumulative time (s)	198.78	183.92
		Speed (m/s)	13.46	12.77
		Stride length (m)	5.93	5.71
		Stride duration (s)	0.440	0.448
		Stride efficiency (%)	54.89	51.03
		Stride count	33.75	35.00

#### Disclaimer.

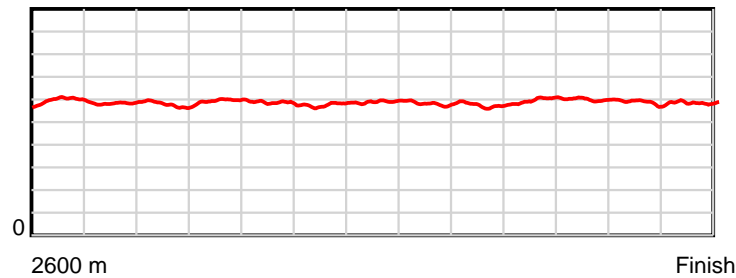
HRNZ and NZMTC and Thoroughbred Ratings Pty Ltd accepts no responsibility for the completeness or accuracy of any of the information contained herein, and makes no representations about its suitability for any particular purpose. Users should make their own judgements about those matters and/or seek independent advice. You assume all risks associated with use of the data provided on this page.

# Race Results

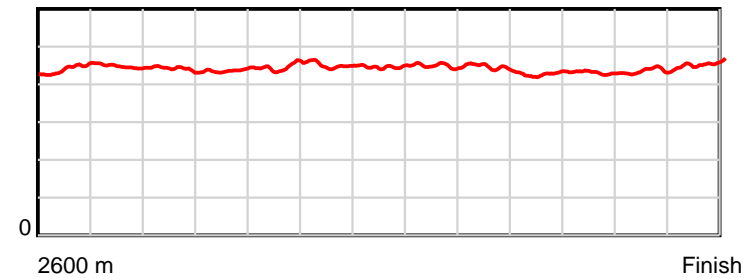
September 14, 2018, Race 1, CHRISTCHURCH CASINO MOBILE TROT, Distance 2600m, Addington - Survey 3200m

Result	TAB no.	Horse (Barrier)	2200m to	2000m to	1800m to	1600m to	1400m to	1200m to	1000m to	800m to	600m to	400m to	200m to	Total or	Margin
4th	5	Take After Me (4)	2000m	1800m	1600m	1400m	1200m	1000m	800m	600m	400m	200m	WP	Average	
		Position in running (margin)	6(9.7)	6(13.4)	6(13.8)	7(8.6)	6(5.5)	5(5.2)	5(4.4)	5(3.4)	5(2.8)	5(4.9)	4(5.9)		5.30
		Sectional time (s)	15.58	14.68	15.63	15.88	15.14	15.73	15.87	14.24	14.70	15.14	15.67		
		Cumulative time (s)	168.26	152.68	138.00	122.37	106.49	91.35	75.62	59.75	45.51	30.81	15.67	3:18.78	
		Speed (m/s)	12.84	13.62	12.80	12.59	13.21	12.71	12.60	14.04	13.61	13.21	12.76	13.08	
		Stride length (m)	5.67	5.95	5.70	5.67	5.89	5.71	5.61	6.00	5.86	5.77	5.81	5.79	
		Stride duration (s)	0.441	0.436	0.446	0.450	0.446	0.449	0.445	0.427	0.431	0.436	0.455	0.443	
		Stride efficiency (%)	50.18	55.23	50.86	50.32	54.24	50.87	49.20	56.24	53.69	51.97	52.70	52.35	
		Stride count	35.30	33.64	35.06	35.24	33.95	35.05	35.64	33.34	34.12	34.68	34.44	449.21	

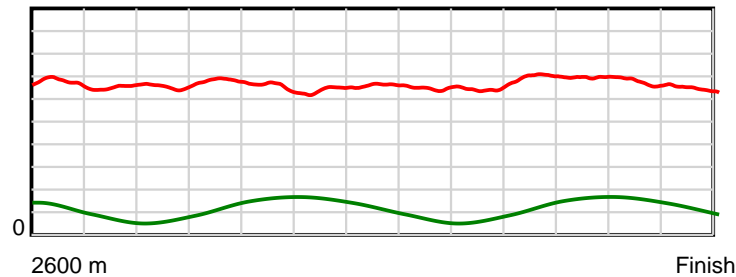
10 m Stride length



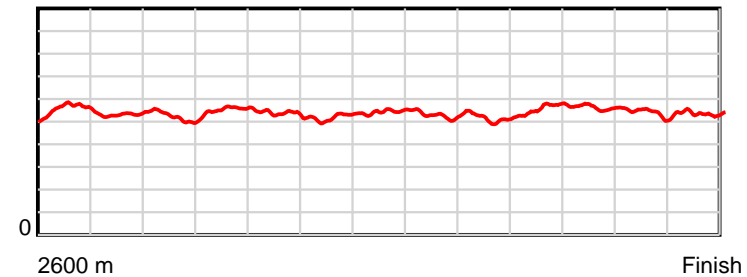
0.6 s Stride duration



20 m/sec Speed



100 % Stride efficiency



Note: Horizontal distance axis grid lines are 200m furlongs.

## Disclaimer.

HRNZ and NZMTC and Thoroughbred Ratings Pty Ltd accepts no responsibility for the completeness or accuracy of any of the information contained herein, and makes no representations about its suitability for any particular purpose. Users should make their own judgements about those matters and/or seek independent advice. You assume all risks associated with use of the data provided on this page.



# Race Results



September 14, 2018, Race 1, CHRISTCHURCH CASINO MOBILE TROT, Distance 2600m, Addington - Survey 3200m

Result	TAB no.	Horse (Barrier)	2600 to	2400m to
5th	7	<b>Celtic Thunder (6)</b>	<b>2400m</b>	<b>2200m</b>
		Position in running (margin)	-	7(7.6)
		Sectional time (s)	15.23	15.60
		Cumulative time (s)	199.57	184.34
		Speed (m/s)	13.13	12.82
		Stride length (m)	6.30	6.29
		Stride duration (s)	0.484	0.491
		Stride efficiency (%)	62.10	61.90
		Stride count	31.73	31.78

#### Disclaimer.

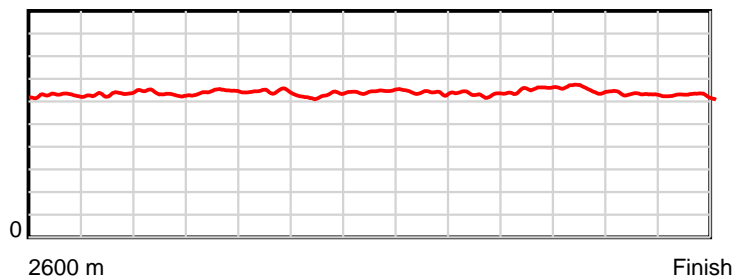
HRNZ and NZMTC and Thoroughbred Ratings Pty Ltd accepts no responsibility for the completeness or accuracy of any of the information contained herein, and makes no representations about its suitability for any particular purpose. Users should make their own judgements about those matters and/or seek independent advice. You assume all risks associated with use of the data provided on this page.

# Race Results

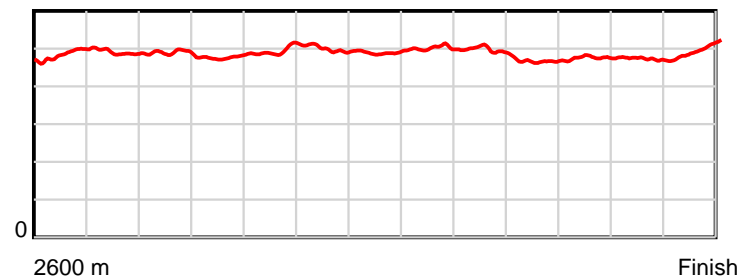
September 14, 2018, Race 1, CHRISTCHURCH CASINO MOBILE TROT, Distance 2600m, Addington - Survey 3200m

Result	TAB no.	Horse (Barrier)	2200m to	2000m to	1800m to	1600m to	1400m to	1200m to	1000m to	800m to	600m to	400m to	200m to	Total or	Margin
5th	7	<b>Celtic Thunder (6)</b>	<b>2000m</b>	<b>1800m</b>	<b>1600m</b>	<b>1400m</b>	<b>1200m</b>	<b>1000m</b>	<b>800m</b>	<b>600m</b>	<b>400m</b>	<b>200m</b>	<b>WP</b>	<b>Average</b>	
		Position in running (margin)	8(11.5)	8(15.3)	8(15.8)	8(10.6)	8(7.8)	7(7.5)	6(6.2)	6(4.7)	6(4.3)	6(6.8)	5(8.6)		9.70
		Sectional time (s)	15.58	14.69	15.65	15.91	15.12	15.68	15.78	14.26	14.77	15.27	16.03		
		Cumulative time (s)	168.74	153.16	138.47	122.82	106.91	91.79	76.11	60.33	46.07	31.30	16.03	3:19.57	
		Speed (m/s)	12.84	13.61	12.78	12.57	13.23	12.76	12.67	14.03	13.54	13.10	12.48	13.03	
		Stride length (m)	6.28	6.49	6.32	6.27	6.48	6.39	6.28	6.53	6.45	6.18	6.23	6.35	
		Stride duration (s)	0.489	0.477	0.495	0.499	0.490	0.501	0.496	0.466	0.476	0.472	0.500	0.487	
		Stride efficiency (%)	61.55	65.89	62.51	61.46	65.52	63.86	61.71	66.69	65.05	59.75	60.71	62.92	
		Stride count	31.87	30.80	31.62	31.89	30.89	31.28	31.83	30.62	31.00	32.34	32.09	409.74	

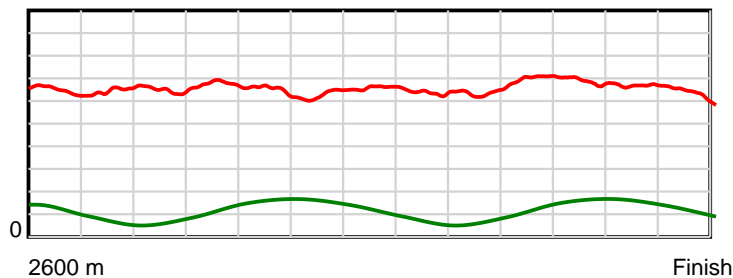
10 m Stride length



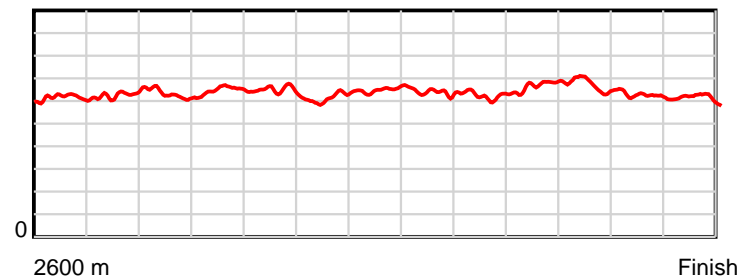
0.6 s Stride duration



20 m/sec Speed



100 % Stride efficiency



Note: Horizontal distance axis grid lines are 200m furlongs.

## Disclaimer.

HRNZ and NZMTC and Thoroughbred Ratings Pty Ltd accepts no responsibility for the completeness or accuracy of any of the information contained herein, and makes no representations about its suitability for any particular purpose. Users should make their own judgements about those matters and/or seek independent advice. You assume all risks associated with use of the data provided on this page.



# Race Results



September 14, 2018, Race 1, CHRISTCHURCH CASINO MOBILE TROT, Distance 2600m, Addington - Survey 3200m

Result	TAB no.	Horse (Barrier)	2600 to	2400m to
6th	10	<b>Diana Harbour (8)</b>	<b>2400m</b>	<b>2200m</b>
		Position in running (margin)	-	9(9.8)
		Sectional time (s)	15.72	15.18
		Cumulative time (s)	199.81	184.09
		Speed (m/s)	12.72	13.18
		Stride length (m)	5.71	5.62
		Stride duration (s)	0.423	0.426
		Stride efficiency (%)	51.01	49.36
		Stride count	35.00	35.59

#### Disclaimer.

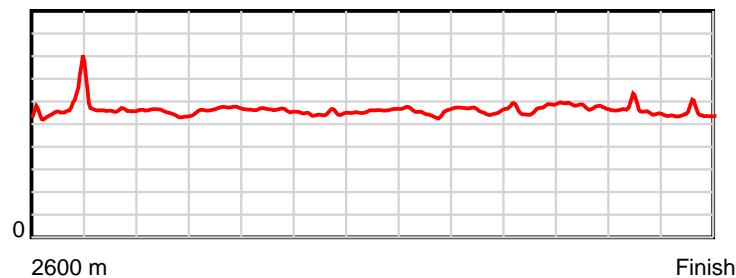
HRNZ and NZMTC and Thoroughbred Ratings Pty Ltd accepts no responsibility for the completeness or accuracy of any of the information contained herein, and makes no representations about its suitability for any particular purpose. Users should make their own judgements about those matters and/or seek independent advice. You assume all risks associated with use of the data provided on this page.

# Race Results

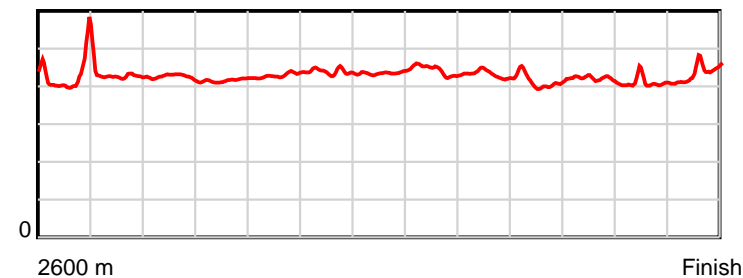
September 14, 2018, Race 1, CHRISTCHURCH CASINO MOBILE TROT, Distance 2600m, Addington - Survey 3200m

Result	TAB no.	Horse (Barrier)	2200m to	2000m to	1800m to	1600m to	1400m to	1200m to	1000m to	800m to	600m to	400m to	200m to	Total or	Margin
6th	10	<b>Diana Harbour (8)</b>	<b>2000m</b>	<b>1800m</b>	<b>1600m</b>	<b>1400m</b>	<b>1200m</b>	<b>1000m</b>	<b>800m</b>	<b>600m</b>	<b>400m</b>	<b>200m</b>	<b>WP</b>	<b>Average</b>	
		Position in running (margin)	7(11.2)	7(14.0)	7(14.4)	6(7.6)	7(5.6)	8(7.8)	8(8.9)	8(5.5)	8(6.5)	8(8.7)	6(8.9)		11.10
		Sectional time (s)	15.44	14.67	15.37	16.05	15.55	16.07	15.46	14.49	14.73	14.99	16.09		
		Cumulative time (s)	168.91	153.47	138.80	123.43	107.38	91.83	75.76	60.30	45.81	31.08	16.09	3:19.81	
		Speed (m/s)	12.95	13.63	13.01	12.46	12.86	12.45	12.94	13.80	13.58	13.34	12.43	13.01	
		Stride length (m)	5.51	5.67	5.58	5.47	5.60	5.51	5.59	5.71	5.70	5.44	5.41	5.58	
		Stride duration (s)	0.426	0.416	0.429	0.439	0.435	0.443	0.432	0.414	0.420	0.408	0.435	0.429	
		Stride efficiency (%)	47.50	50.23	48.61	46.75	48.93	47.43	48.74	50.91	50.82	46.32	45.78	48.60	
		Stride count	36.28	35.27	35.86	36.56	35.74	36.30	35.81	35.04	35.07	36.73	36.95	466.20	

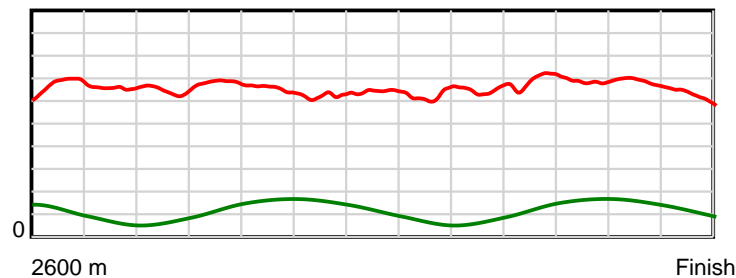
10 m Stride length



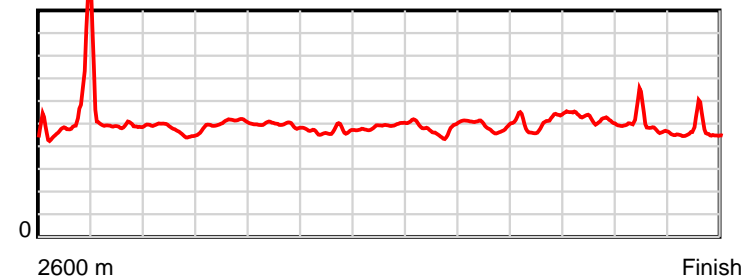
0.6 s Stride duration



20 m/sec Speed



100 % Stride efficiency



Note: Horizontal distance axis grid lines are 200m furlongs.

**Disclaimer.**

HRNZ and NZMTC and Thoroughbred Ratings Pty Ltd accepts no responsibility for the completeness or accuracy of any of the information contained herein, and makes no representations about its suitability for any particular purpose. Users should make their own judgements about those matters and/or seek independent advice. You assume all risks associated with use of the data provided on this page.



# Race Results



September 14, 2018, Race 1, CHRISTCHURCH CASINO MOBILE TROT, Distance 2600m, Addington - Survey 3200m

Result	TAB no.	Horse (Barrier)	2600 to	2400m to
7th	4	<b>Tehoro Dazzle (3)</b>	<b>2400m</b>	<b>2200m</b>
		Position in running (margin)	-	1(0.0)
		Sectional time (s)	13.92	14.95
		Cumulative time (s)	200.10	186.18
		Speed (m/s)	14.37	13.38
		Stride length (m)	6.26	6.28
		Stride duration (s)	0.439	0.469
		Stride efficiency (%)	61.19	61.56
		Stride count	31.96	31.87

#### Disclaimer.

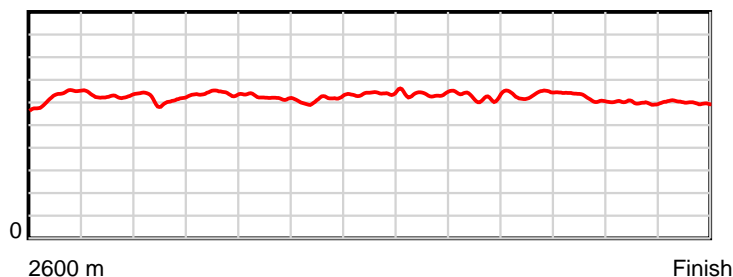
HRNZ and NZMTC and Thoroughbred Ratings Pty Ltd accepts no responsibility for the completeness or accuracy of any of the information contained herein, and makes no representations about its suitability for any particular purpose. Users should make their own judgements about those matters and/or seek independent advice. You assume all risks associated with use of the data provided on this page.

# Race Results

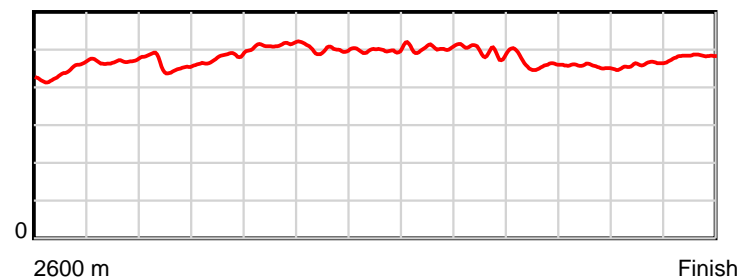
September 14, 2018, Race 1, CHRISTCHURCH CASINO MOBILE TROT, Distance 2600m, Addington - Survey 3200m

Result	TAB no.	Horse (Barrier)	2200m to	2000m to	1800m to	1600m to	1400m to	1200m to	1000m to	800m to	600m to	400m to	200m to	Total or	Margin
7th	4	<b>Tehoro Dazzle (3)</b>	<b>2000m</b>	<b>1800m</b>	<b>1600m</b>	<b>1400m</b>	<b>1200m</b>	<b>1000m</b>	<b>800m</b>	<b>600m</b>	<b>400m</b>	<b>200m</b>	<b>WP</b>	<b>Average</b>	
		Position in running (margin)	1(0.0)	1(0.0)	2(2.3)	2(1.9)	3(1.7)	4(4.2)	4(3.8)	4(3.2)	7(4.9)	7(7.1)	8(10.4)		12.70
		Sectional time (s)	14.96	14.98	16.45	16.35	15.60	15.82	15.93	14.60	14.74	15.52	16.28		
		Cumulative time (s)	171.23	156.27	141.29	124.84	108.49	92.89	77.07	61.14	46.54	31.80	16.28	3:20.10	
		Speed (m/s)	13.37	13.35	12.16	12.23	12.82	12.64	12.55	13.70	13.57	12.89	12.29	12.99	
		Stride length (m)	6.15	6.39	6.22	6.13	6.40	6.37	6.24	6.36	6.18	5.93	5.94	6.22	
		Stride duration (s)	0.460	0.479	0.512	0.501	0.499	0.504	0.497	0.464	0.456	0.460	0.483	0.478	
		Stride efficiency (%)	59.05	63.82	60.54	58.68	63.94	63.46	60.80	63.20	59.75	54.97	55.08	60.36	
		Stride count	32.53	31.30	32.13	32.64	31.27	31.38	32.06	31.45	32.34	33.72	33.69	418.34	

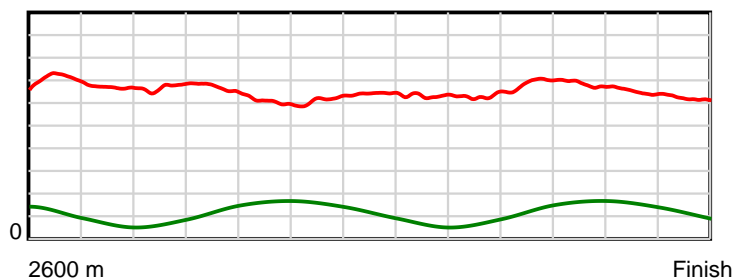
10 m Stride length



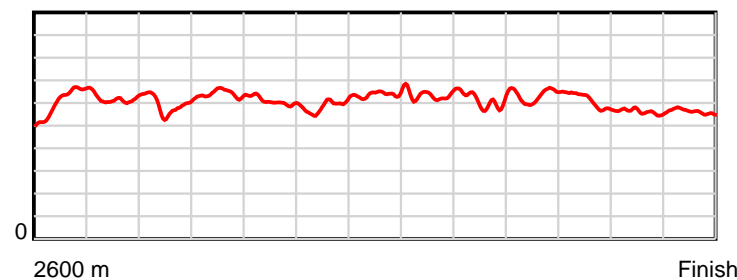
0.6 s Stride duration



20 m/sec Speed



100 % Stride efficiency



Note: Horizontal distance axis grid lines are 200m furlongs.

## Disclaimer.

HRNZ and NZMTC and Thoroughbred Ratings Pty Ltd accepts no responsibility for the completeness or accuracy of any of the information contained herein, and makes no representations about its suitability for any particular purpose. Users should make their own judgements about those matters and/or seek independent advice. You assume all risks associated with use of the data provided on this page.



# Race Results



September 14, 2018, Race 1, CHRISTCHURCH CASINO MOBILE TROT, Distance 2600m, Addington - Survey 3200m

Result	TAB no.	Horse (Barrier)	2600 to	2400m to
8th	2	<b>Sugar Cane (1)</b>	<b>2400m</b>	<b>2200m</b>
		Position in running (margin)	-	2(1.4)
		Sectional time (s)	14.44	15.03
		Cumulative time (s)	200.12	185.68
		Speed (m/s)	13.85	13.31
		Stride length (m)	5.88	5.90
		Stride duration (s)	0.421	0.444
		Stride efficiency (%)	54.04	54.43
		Stride count	34.01	33.89

#### Disclaimer.

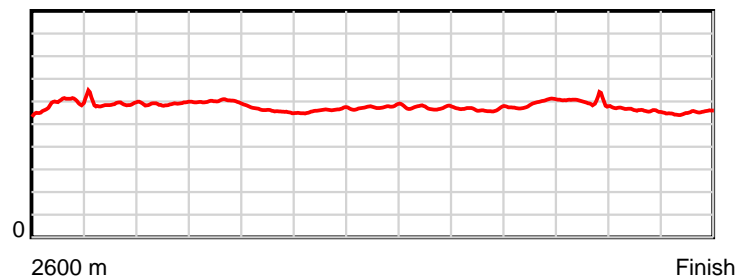
HRNZ and NZMTC and Thoroughbred Ratings Pty Ltd accepts no responsibility for the completeness or accuracy of any of the information contained herein, and makes no representations about its suitability for any particular purpose. Users should make their own judgements about those matters and/or seek independent advice. You assume all risks associated with use of the data provided on this page.

# Race Results

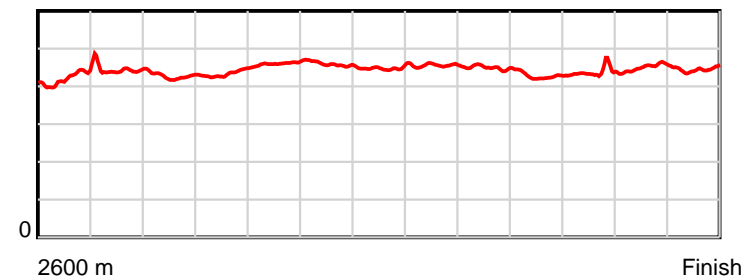
September 14, 2018, Race 1, CHRISTCHURCH CASINO MOBILE TROT, Distance 2600m, Addington - Survey 3200m

Result	TAB no.	Horse (Barrier)	2200m to	2000m to	1800m to	1600m to	1400m to	1200m to	1000m to	800m to	600m to	400m to	200m to	Total or	Margin
8th	2	<b>Sugar Cane (1)</b>	<b>2000m</b>	<b>1800m</b>	<b>1600m</b>	<b>1400m</b>	<b>1200m</b>	<b>1000m</b>	<b>800m</b>	<b>600m</b>	<b>400m</b>	<b>200m</b>	<b>WP</b>	<b>Average</b>	
		Position in running (margin)	2(1.9)	2(0.4)	1(0.0)	1(0.0)	1(0.0)	2(2.2)	3(2.7)	3(1.5)	4(2.5)	4(3.7)	7(10.2)		12.80
		Sectional time (s)	14.72	14.53	16.51	16.38	15.56	15.96	15.82	14.50	14.56	16.06	16.05		
		Cumulative time (s)	170.65	155.93	141.40	124.89	108.51	92.95	76.99	61.17	46.67	32.11	16.05	3:20.12	
		Speed (m/s)	13.59	13.76	12.11	12.21	12.85	12.53	12.64	13.79	13.74	12.45	12.46	12.99	
		Stride length (m)	5.80	5.98	5.58	5.60	5.76	5.70	5.68	5.90	5.98	5.61	5.54	5.76	
		Stride duration (s)	0.427	0.434	0.461	0.459	0.448	0.455	0.449	0.428	0.435	0.450	0.445	0.443	
		Stride efficiency (%)	52.61	55.81	48.66	49.07	51.90	50.83	50.44	54.43	55.81	49.11	48.01	51.83	
		Stride count	34.47	33.47	35.84	35.69	34.70	35.07	35.20	33.89	33.47	35.68	36.08	451.46	

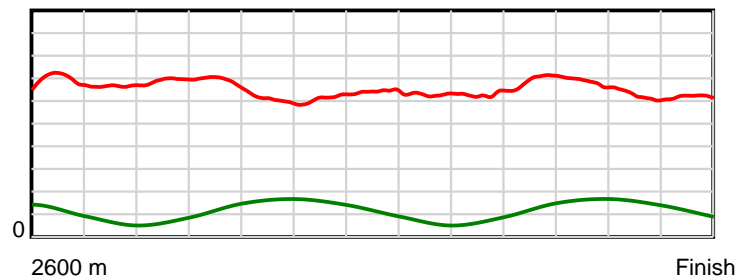
10 m Stride length



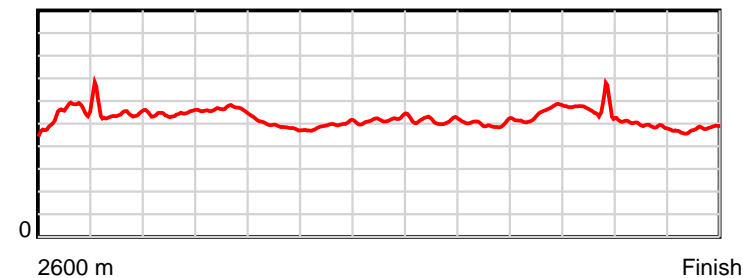
0.6 s Stride duration



20 m/sec Speed



100 % Stride efficiency



Note: Horizontal distance axis grid lines are 200m furlongs.

## Disclaimer.

HRNZ and NZMTC and Thoroughbred Ratings Pty Ltd accepts no responsibility for the completeness or accuracy of any of the information contained herein, and makes no representations about its suitability for any particular purpose. Users should make their own judgements about those matters and/or seek independent advice. You assume all risks associated with use of the data provided on this page.



# Race Results



September 14, 2018, Race 1, CHRISTCHURCH CASINO MOBILE TROT, Distance 2600m, Addington - Survey 3200m

Result	TAB no.	Horse (Barrier)	2600 to	2400m to
9th	1	Lady Beatrix B... (0)	2400m	2200m
		Position in running (margin)	-	4(3.8)
		Sectional time (s)	14.53	14.99
		Cumulative time (s)	211.70	197.17
		Speed (m/s)	13.76	13.34
		Stride length (m)	6.16	6.35
		Stride duration (s)	0.447	0.476
		Stride efficiency (%)	59.24	63.03
		Stride count	32.48	31.49

#### Disclaimer.

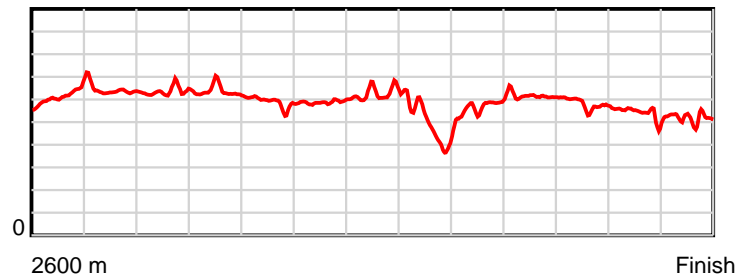
HRNZ and NZMTC and Thoroughbred Ratings Pty Ltd accepts no responsibility for the completeness or accuracy of any of the information contained herein, and makes no representations about its suitability for any particular purpose. Users should make their own judgements about those matters and/or seek independent advice. You assume all risks associated with use of the data provided on this page.

# Race Results

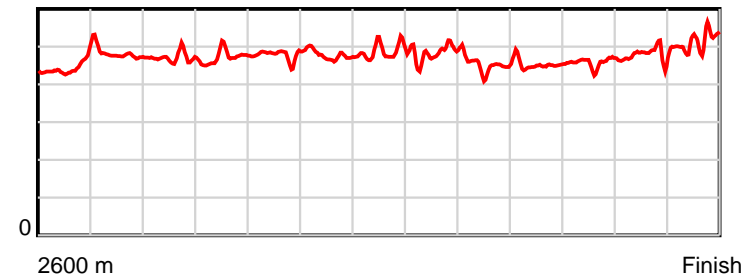
September 14, 2018, Race 1, CHRISTCHURCH CASINO MOBILE TROT, Distance 2600m, Addington - Survey 3200m

Result	TAB no.	Horse (Barrier)	2200m to	2000m to	1800m to	1600m to	1400m to	1200m to	1000m to	800m to	600m to	400m to	200m to	Total or	Margin
9th	1	Lady Beatrix B... (0)	2000m	1800m	1600m	1400m	1200m	1000m	800m	600m	400m	200m	WP	Average	
		Position in running (margin)	4(4.0)	3(3.1)	3(4.8)	4(4.3)	5(3.8)	6(5.9)	9(30.2)	9(29.1)	9(31.7)	9(41.3)	9(57.7)		77.10
		Sectional time (s)	14.82	14.88	16.43	16.29	15.55	19.93	15.84	14.76	15.96	17.70	20.02		
		Cumulative time (s)	182.18	167.36	152.48	136.05	119.76	104.21	84.28	68.44	53.68	37.72	20.02	3:31.70	
		Speed (m/s)	13.50	13.44	12.17	12.28	12.86	10.04	12.63	13.55	12.53	11.30	9.99	12.28	
		Stride length (m)	6.28	6.31	5.77	5.81	6.19	4.81	5.64	6.10	5.68	5.31	5.05	5.76	
		Stride duration (s)	0.466	0.469	0.474	0.473	0.481	0.479	0.447	0.450	0.453	0.470	0.505	0.469	
		Stride efficiency (%)	61.70	62.15	52.05	52.81	59.87	36.10	49.66	58.12	50.40	44.01	39.81	51.87	
		Stride count	31.83	31.71	34.65	34.40	32.31	41.61	35.48	32.79	35.22	37.69	39.62	451.28	

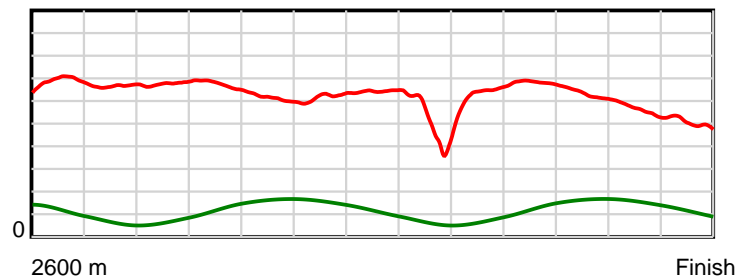
10 m Stride length



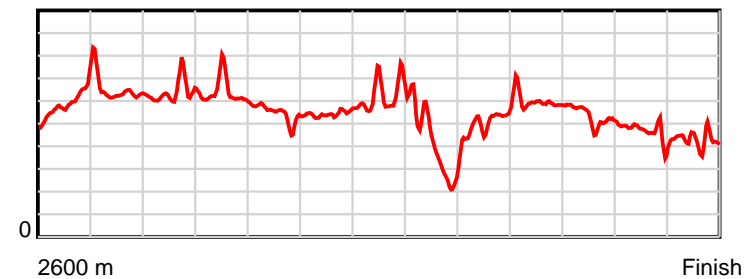
0.6 s Stride duration



20 m/sec Speed



100 % Stride efficiency



Note: Horizontal distance axis grid lines are 200m furlongs.

### Disclaimer.

HRNZ and NZMTC and Thoroughbred Ratings Pty Ltd accepts no responsibility for the completeness or accuracy of any of the information contained herein, and makes no representations about its suitability for any particular purpose. Users should make their own judgements about those matters and/or seek independent advice. You assume all risks associated with use of the data provided on this page.