



## Race Results

NZ Metropolitan Trotting Club Inc, HRNZ, September 14, 2018

Compilation date: September 14, 2018, 8:27:02 PM (NZST)

Copyright © 2018 HRNZ and NZMTC. All rights reserved.

### Trademarks.

StrideMASTER is a registered trademark of Thoroughbred Ratings Pty Ltd.

### Disclaimer.

HRNZ and NZMTC and Thoroughbred Ratings Pty Ltd accepts no responsibility for the completeness or accuracy of any of the information contained herein, and makes no representations about its suitability for any particular purpose. Users should make their own judgements about those matters and/or seek independent advice. You assume all risks associated with use of the data provided on this page.



# Race Results



September 14, 2018, Race 7, AVON CITY FORD (NEW BRIGHTON) CUP PACE (STANDING START), Distance 2600m, Addington - Survey 3200m

Result	TAB no.	Horse (Barrier)	2600 to	2400m to
1st	8	<b>Letspendanitet... (8)</b>	<b>2400m</b>	<b>2200m</b>
		Position in running (margin)	-	7(9.3)
		Sectional time (s)	17.79	15.72
		Cumulative time (s)	196.44	178.65
		Speed (m/s)	11.24	12.72
		Stride length (m)	5.79	6.11
		Stride duration (s)	0.502	0.480
		Stride efficiency (%)	52.47	58.31
		Stride count	34.51	32.74

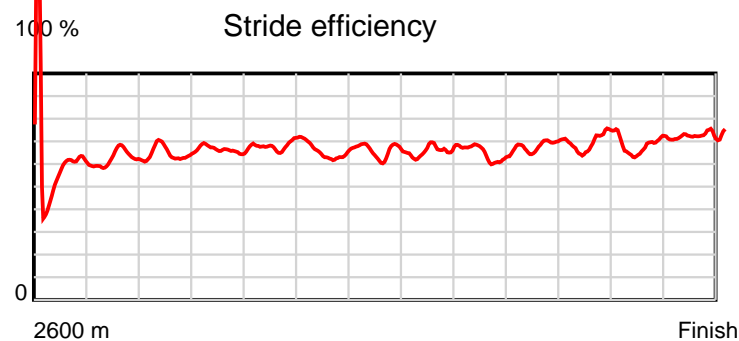
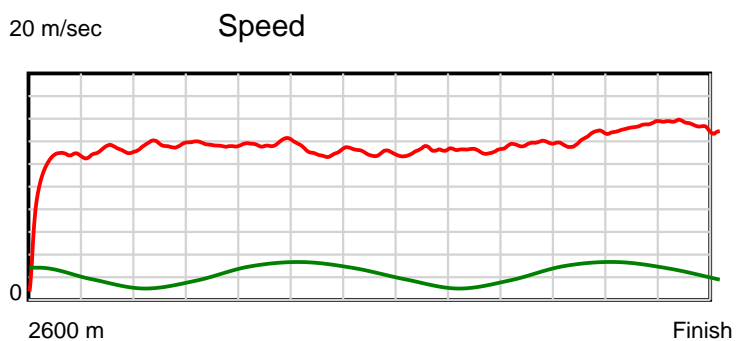
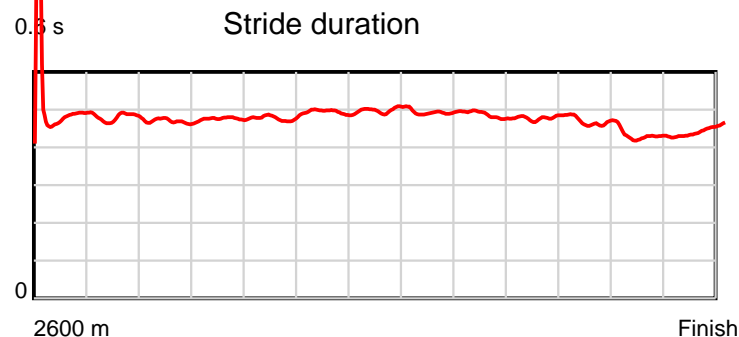
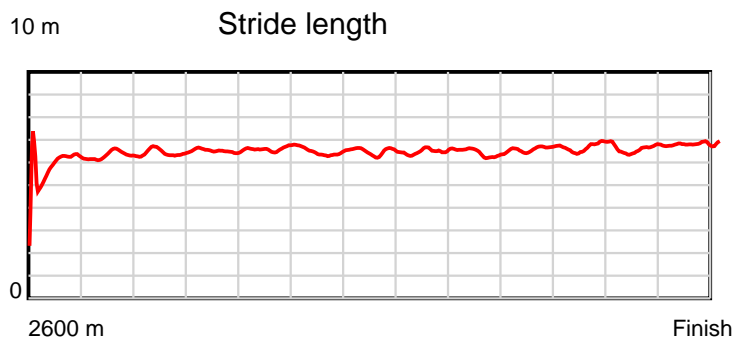
#### Disclaimer.

HRNZ and NZMTC and Thoroughbred Ratings Pty Ltd accepts no responsibility for the completeness or accuracy of any of the information contained herein, and makes no representations about its suitability for any particular purpose. Users should make their own judgements about those matters and/or seek independent advice. You assume all risks associated with use of the data provided on this page.

# Race Results

September 14, 2018, Race 7, AVON CITY FORD (NEW BRIGHTON) CUP PACE (STANDING START), Distance 2600m, Addington - Survey 3200m

Result	TAB no.	Horse (Barrier)	2200m to	2000m to	1800m to	1600m to	1400m to	1200m to	1000m to	800m to	600m to	400m to	200m to	Total or	Margin
1st	8	Letspendanitet... (8)	2000m	1800m	1600m	1400m	1200m	1000m	800m	600m	400m	200m	WP	Average	
		Position in running (margin)	7(10.7)	7(12.2)	6(9.9)	5(7.8)	5(6.3)	7(4.6)	8(7.1)	8(6.5)	8(6.1)	8(5.3)	4(1.9)		0.00
		Sectional time (s)	14.95	14.70	14.78	15.93	15.84	16.07	15.48	14.38	14.18	13.38	13.24		
		Cumulative time (s)	162.93	147.98	133.28	118.50	102.57	86.73	70.66	55.18	40.80	26.62	13.24	3:16.44	
		Speed (m/s)	13.38	13.61	13.53	12.55	12.63	12.45	12.92	13.91	14.10	14.95	15.11	13.24	
		Stride length (m)	6.27	6.48	6.47	6.20	6.32	6.12	6.26	6.66	6.57	6.37	6.75	6.33	
		Stride duration (s)	0.469	0.476	0.478	0.494	0.501	0.492	0.485	0.479	0.465	0.426	0.447	0.478	
		Stride efficiency (%)	61.42	65.56	65.46	60.06	62.46	58.53	61.28	69.31	67.36	63.48	71.15	62.55	
		Stride count	31.90	30.88	30.90	32.26	31.63	32.68	31.94	30.03	30.46	31.38	29.64	410.95	



Note: Horizontal distance axis grid lines are 200m furlongs.

#### Disclaimer.

HRNZ and NZMTC and Thoroughbred Ratings Pty Ltd accepts no responsibility for the completeness or accuracy of any of the information contained herein, and makes no representations about its suitability for any particular purpose. Users should make their own judgements about those matters and/or seek independent advice. You assume all risks associated with use of the data provided on this page.



# Race Results



September 14, 2018, Race 7, AVON CITY FORD (NEW BRIGHTON) CUP PACE (STANDING START), Distance 2600m, Addington - Survey 3200m

Result	TAB no.	Horse (Barrier)	2600 to	2400m to
2nd	1	<b>A G's White So... (1)</b>	<b>2400m</b>	<b>2200m</b>
		Position in running (margin)	-	3(2.5)
		Sectional time (s)	16.68	15.84
		Cumulative time (s)	196.45	179.77
		Speed (m/s)	11.99	12.63
		Stride length (m)	5.84	6.52
		Stride duration (s)	0.477	0.516
		Stride efficiency (%)	53.30	66.45
		Stride count	34.25	30.67

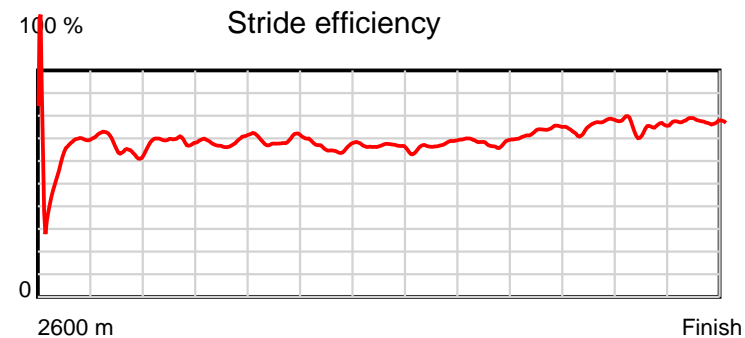
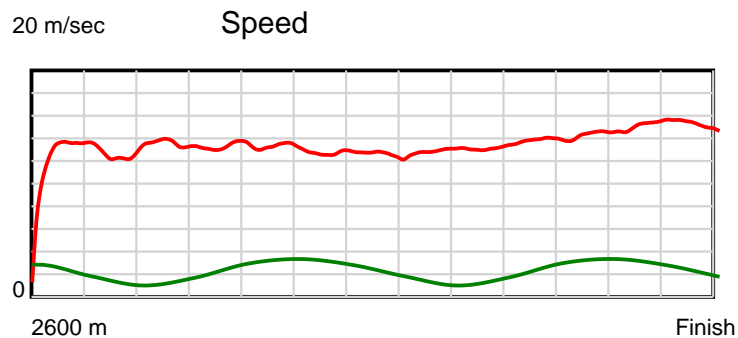
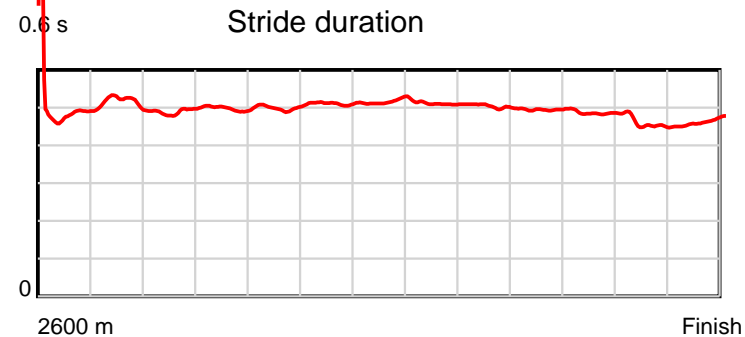
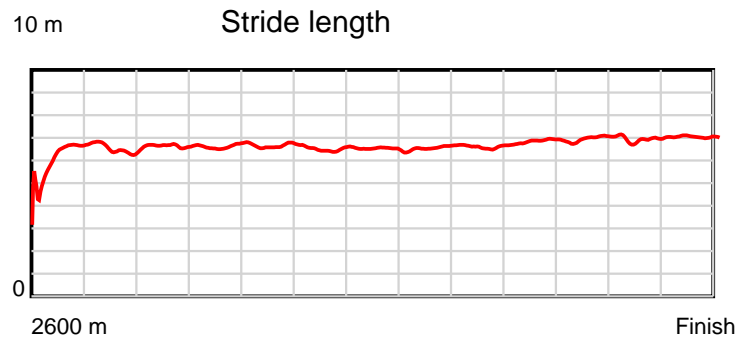
#### Disclaimer.

HRNZ and NZMTC and Thoroughbred Ratings Pty Ltd accepts no responsibility for the completeness or accuracy of any of the information contained herein, and makes no representations about its suitability for any particular purpose. Users should make their own judgements about those matters and/or seek independent advice. You assume all risks associated with use of the data provided on this page.

# Race Results

September 14, 2018, Race 7, AVON CITY FORD (NEW BRIGHTON) CUP PACE (STANDING START), Distance 2600m, Addington - Survey 3200m

Result	TAB no.	Horse (Barrier)	2200m to	2000m to	1800m to	1600m to	1400m to	1200m to	1000m to	800m to	600m to	400m to	200m to	Total or	Margin
2nd	1	A G's White So... (1)	2000m	1800m	1600m	1400m	1200m	1000m	800m	600m	400m	200m	WP	Average	
		Position in running (margin)	4(4.6)	4(6.0)	4(6.0)	4(6.3)	4(4.7)	5(3.2)	6(4.7)	5(3.2)	5(3.2)	6(3.8)	3(1.6)		0.10
		Sectional time (s)	14.92	15.08	15.18	15.92	15.86	15.89	15.35	14.46	14.40	13.57	13.30		
		Cumulative time (s)	163.93	149.01	133.93	118.75	102.83	86.97	71.08	55.73	41.27	26.87	13.30	3:16.45	
		Speed (m/s)	13.40	13.26	13.18	12.56	12.61	12.59	13.03	13.83	13.89	14.74	15.04	13.24	
		Stride length (m)	6.56	6.59	6.58	6.42	6.52	6.42	6.56	6.85	6.74	6.73	6.97	6.55	
		Stride duration (s)	0.490	0.497	0.500	0.511	0.517	0.510	0.504	0.495	0.486	0.457	0.464	0.495	
		Stride efficiency (%)	67.30	67.93	67.73	64.38	66.39	64.46	67.27	73.23	71.06	70.82	76.01	67.08	
		Stride count	30.47	30.33	30.38	31.16	30.68	31.14	30.48	29.22	29.66	29.71	28.68	396.83	



Note: Horizontal distance axis grid lines are 200m furlongs.

#### Disclaimer.

HRNZ and NZMTC and Thoroughbred Ratings Pty Ltd accepts no responsibility for the completeness or accuracy of any of the information contained herein, and makes no representations about its suitability for any particular purpose. Users should make their own judgements about those matters and/or seek independent advice. You assume all risks associated with use of the data provided on this page.



# Race Results



September 14, 2018, Race 7, AVON CITY FORD (NEW BRIGHTON) CUP PACE (STANDING START), Distance 2600m, Addington - Survey 3200m

Result	TAB no.	Horse (Barrier)	2600 to	2400m to
3rd	3	<b>Forgotten High... (3)</b>	<b>2400m</b>	<b>2200m</b>
		Position in running (margin)	-	8(10.2)
		Sectional time (s)	18.04	15.64
		Cumulative time (s)	196.51	178.47
		Speed (m/s)	11.09	12.79
		Stride length (m)	5.28	6.27
		Stride duration (s)	0.464	0.490
		Stride efficiency (%)	43.58	61.37
		Stride count	37.87	31.92

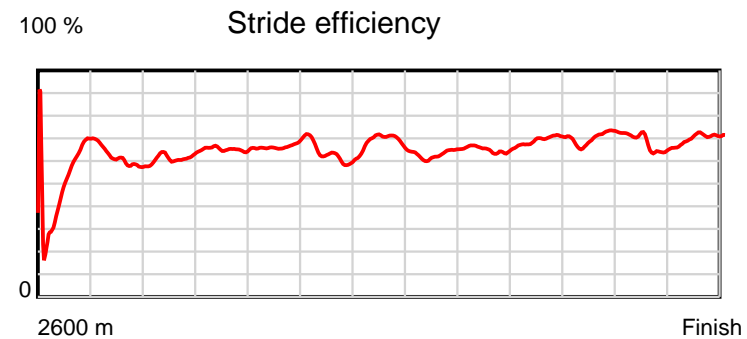
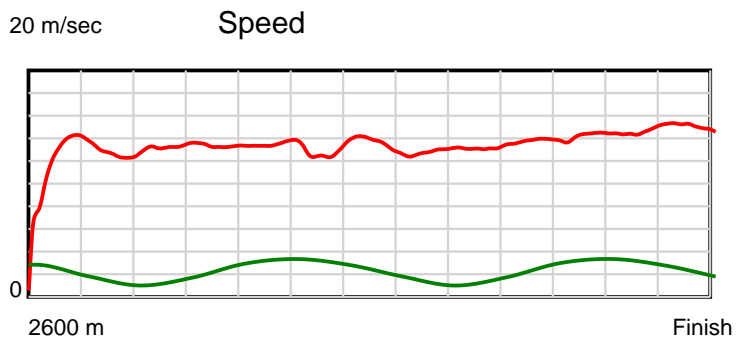
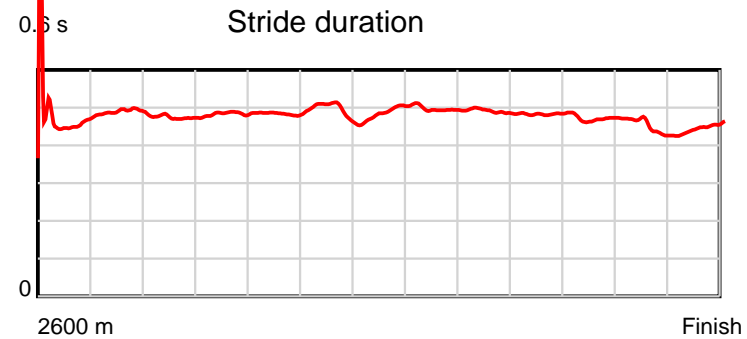
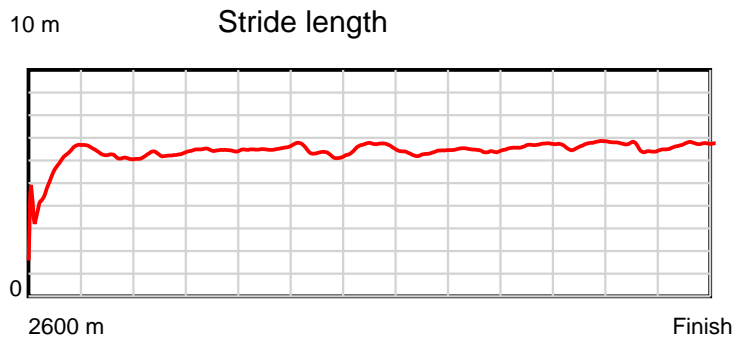
## Disclaimer.

HRNZ and NZMTC and Thoroughbred Ratings Pty Ltd accepts no responsibility for the completeness or accuracy of any of the information contained herein, and makes no representations about its suitability for any particular purpose. Users should make their own judgements about those matters and/or seek independent advice. You assume all risks associated with use of the data provided on this page.

# Race Results

September 14, 2018, Race 7, AVON CITY FORD (NEW BRIGHTON) CUP PACE (STANDING START), Distance 2600m, Addington - Survey 3200m

Result	TAB no.	Horse (Barrier)	2200m to	2000m to	1800m to	1600m to	1400m to	1200m to	1000m to	800m to	600m to	400m to	200m to	Total or	Margin
3rd	3	<b>Forgotten High... (3)</b>	<b>2000m</b>	<b>1800m</b>	<b>1600m</b>	<b>1400m</b>	<b>1200m</b>	<b>1000m</b>	<b>800m</b>	<b>600m</b>	<b>400m</b>	<b>200m</b>	<b>WP</b>	<b>Average</b>	
		Position in running (margin)	8(11.1)	8(13.7)	9(12.8)	9(12.3)	9(9.6)	2(0.9)	4(2.7)	4(2.3)	4(1.8)	2(1.1)		0.40	
		Sectional time (s)	15.12	14.94	15.05	15.73	14.66	15.95	15.52	14.46	14.22	13.82	13.36		
		Cumulative time (s)	162.83	147.71	132.77	117.72	101.99	87.33	71.38	55.86	41.40	27.18	13.36	3:16.51	
		Speed (m/s)	13.23	13.39	13.29	12.71	13.64	12.54	12.89	13.83	14.06	14.47	14.97	13.23	
		Stride length (m)	6.27	6.47	6.43	6.28	6.65	6.23	6.32	6.68	6.61	6.47	6.70	6.34	
		Stride duration (s)	0.474	0.483	0.484	0.494	0.487	0.496	0.491	0.483	0.470	0.447	0.448	0.479	
		Stride efficiency (%)	61.48	65.41	64.68	61.64	69.10	60.57	62.48	69.82	68.34	65.38	70.21	62.76	
		Stride count	31.89	30.91	31.09	31.84	30.08	32.12	31.63	29.92	30.24	30.92	29.84	410.27	



Note: Horizontal distance axis grid lines are 200m furlongs.

#### Disclaimer.

HRNZ and NZMTC and Thoroughbred Ratings Pty Ltd accepts no responsibility for the completeness or accuracy of any of the information contained herein, and makes no representations about its suitability for any particular purpose. Users should make their own judgements about those matters and/or seek independent advice. You assume all risks associated with use of the data provided on this page.



# Race Results



September 14, 2018, Race 7, AVON CITY FORD (NEW BRIGHTON) CUP PACE (STANDING START), Distance 2600m, Addington - Survey 3200m

Result	TAB no.	Horse (Barrier)	2600 to	2400m to
3rd	4	<b>Thefixer (4)</b>	<b>2400m</b>	<b>2200m</b>
		Position in running (margin)	-	2(2.3)
		Sectional time (s)	16.79	15.11
		Cumulative time (s)	196.51	179.72
		Speed (m/s)	11.91	13.24
		Stride length (m)	5.46	6.07
		Stride duration (s)	0.444	0.458
		Stride efficiency (%)	46.57	57.55
		Stride count	36.64	32.96

#### Disclaimer.

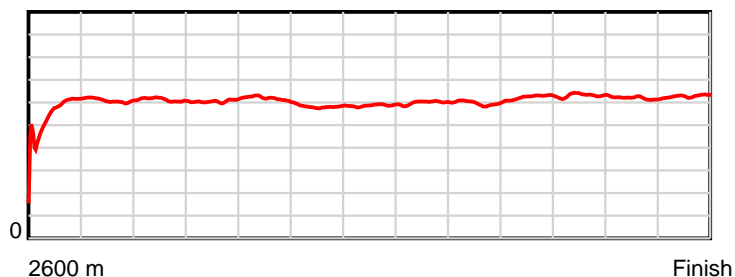
HRNZ and NZMTC and Thoroughbred Ratings Pty Ltd accepts no responsibility for the completeness or accuracy of any of the information contained herein, and makes no representations about its suitability for any particular purpose. Users should make their own judgements about those matters and/or seek independent advice. You assume all risks associated with use of the data provided on this page.

# Race Results

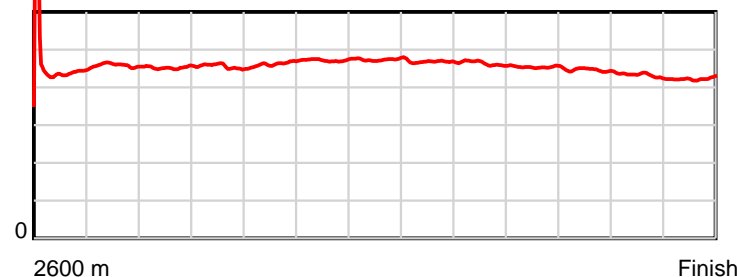
September 14, 2018, Race 7, AVON CITY FORD (NEW BRIGHTON) CUP PACE (STANDING START), Distance 2600m, Addington - Survey 3200m

Result	TAB no.	Horse (Barrier)	2200m to	2000m to	1800m to	1600m to	1400m to	1200m to	1000m to	800m to	600m to	400m to	200m to	Total or	Margin
3rd	4	Thefixer (4)	2000m	1800m	1600m	1400m	1200m	1000m	800m	600m	400m	200m	WP	Average	
		Position in running (margin)	1(0.0)	2(1.2)	2(0.4)	1(0.0)	1(0.0)	1(0.0)	1(0.0)	2(0.1)	2(0.6)	1(0.0)	1(0.0)		0.40
		Sectional time (s)	14.88	14.97	15.05	16.18	16.12	15.64	15.60	14.54	14.21	13.94	13.48		
		Cumulative time (s)	164.61	149.73	134.76	119.71	103.53	87.41	71.77	56.17	41.63	27.42	13.48	3:16.51	
		Speed (m/s)	13.44	13.36	13.29	12.36	12.41	12.79	12.82	13.76	14.07	14.35	14.84	13.23	
		Stride length (m)	6.08	6.08	6.15	5.83	5.88	5.98	5.95	6.24	6.27	6.19	6.28	6.03	
		Stride duration (s)	0.452	0.455	0.463	0.472	0.474	0.467	0.464	0.454	0.446	0.432	0.423	0.455	
		Stride efficiency (%)	57.71	57.86	59.05	53.17	54.05	55.79	55.24	60.89	61.48	59.92	61.64	56.76	
		Stride count	32.91	32.87	32.54	34.29	34.01	33.47	33.64	32.04	31.89	32.30	31.85	431.41	

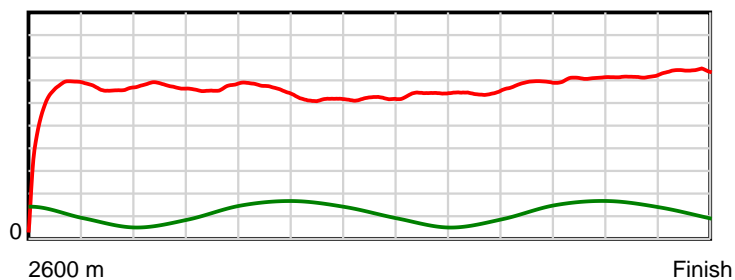
10 m Stride length



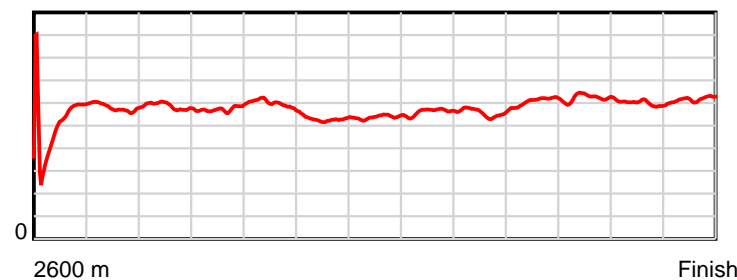
0.5 s Stride duration



20 m/sec Speed



100 % Stride efficiency



Note: Horizontal distance axis grid lines are 200m furlongs.

## Disclaimer.

HRNZ and NZMTC and Thoroughbred Ratings Pty Ltd accepts no responsibility for the completeness or accuracy of any of the information contained herein, and makes no representations about its suitability for any particular purpose. Users should make their own judgements about those matters and/or seek independent advice. You assume all risks associated with use of the data provided on this page.



# Race Results



September 14, 2018, Race 7, AVON CITY FORD (NEW BRIGHTON) CUP PACE (STANDING START), Distance 2600m, Addington - Survey 3200m

Result	TAB no.	Horse (Barrier)	2600 to	2400m to
5th	2	<b>Captain Dolmio (2)</b>	<b>2400m</b>	<b>2200m</b>
		Position in running (margin)	-	4(3.9)
		Sectional time (s)	16.91	15.12
		Cumulative time (s)	196.67	179.76
		Speed (m/s)	11.83	13.23
		Stride length (m)	5.64	6.45
		Stride duration (s)	0.462	0.487
		Stride efficiency (%)	49.76	64.92
		Stride count	35.44	31.03

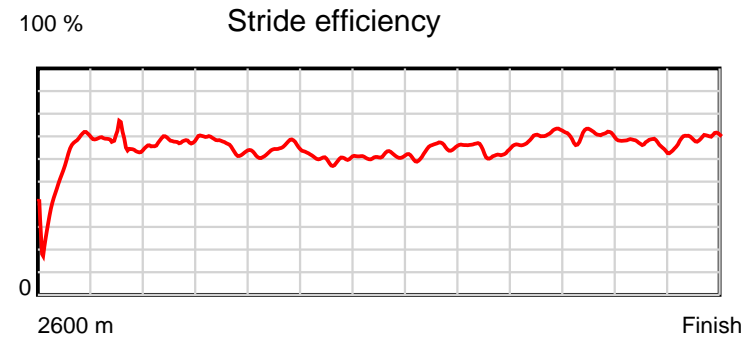
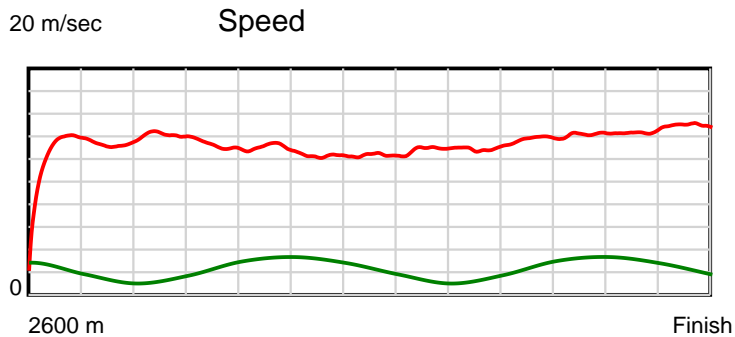
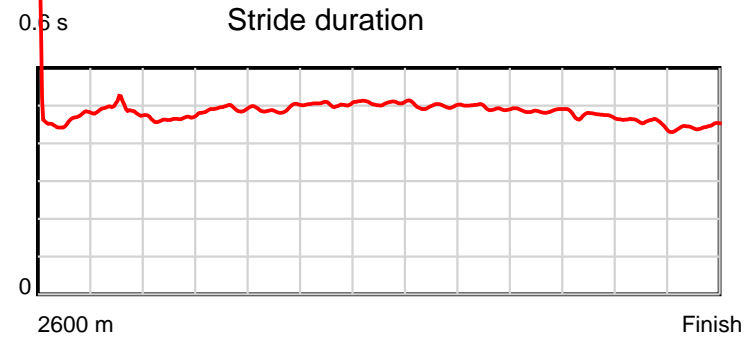
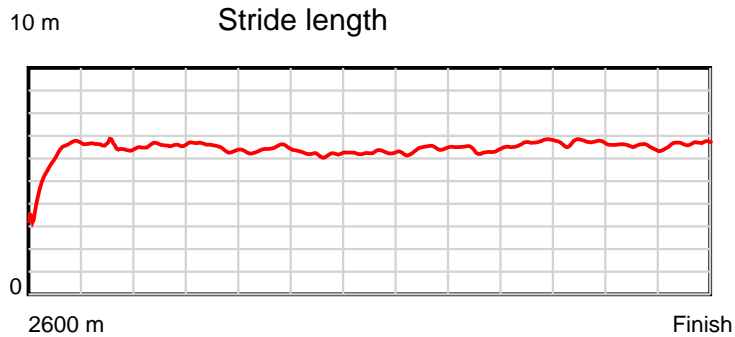
#### Disclaimer.

HRNZ and NZMTC and Thoroughbred Ratings Pty Ltd accepts no responsibility for the completeness or accuracy of any of the information contained herein, and makes no representations about its suitability for any particular purpose. Users should make their own judgements about those matters and/or seek independent advice. You assume all risks associated with use of the data provided on this page.

# Race Results

September 14, 2018, Race 7, AVON CITY FORD (NEW BRIGHTON) CUP PACE (STANDING START), Distance 2600m, Addington - Survey 3200m

Result	TAB no.	Horse (Barrier)	2200m to	2000m to	1800m to	1600m to	1400m to	1200m to	1000m to	800m to	600m to	400m to	200m to	Total or	Margin
5th	2	<b>Captain Dolmio (2)</b>	<b>2000m</b>	<b>1800m</b>	<b>1600m</b>	<b>1400m</b>	<b>1200m</b>	<b>1000m</b>	<b>800m</b>	<b>600m</b>	<b>400m</b>	<b>200m</b>	<b>WP</b>	<b>Average</b>	
		Position in running (margin)	3(1.7)	1(0.0)	1(0.0)	2(2.1)	2(1.9)	4(2.3)	3(1.6)	3(1.2)	3(1.4)	3(1.7)	6(2.3)		1.30
		Sectional time (s)	14.40	15.09	15.47	16.15	16.20	15.52	15.52	14.49	14.35	14.04	13.41		
		Cumulative time (s)	164.64	150.24	135.15	119.68	103.53	87.33	71.81	56.29	41.80	27.45	13.41	3:16.67	
		Speed (m/s)	13.89	13.25	12.93	12.38	12.35	12.89	12.89	13.80	13.94	14.25	14.91	13.22	
		Stride length (m)	6.47	6.52	6.36	6.25	6.27	6.42	6.38	6.71	6.59	6.46	6.65	6.39	
		Stride duration (s)	0.466	0.492	0.492	0.504	0.508	0.498	0.495	0.486	0.473	0.454	0.446	0.483	
		Stride efficiency (%)	65.37	66.47	63.24	60.95	61.50	64.37	63.55	70.38	67.84	65.28	69.01	63.74	
		Stride count	30.92	30.66	31.44	32.02	31.88	31.16	31.36	29.80	30.35	30.94	30.09	407.09	



Note: Horizontal distance axis grid lines are 200m furlongs.

#### Disclaimer.

HRNZ and NZMTC and Thoroughbred Ratings Pty Ltd accepts no responsibility for the completeness or accuracy of any of the information contained herein, and makes no representations about its suitability for any particular purpose. Users should make their own judgements about those matters and/or seek independent advice. You assume all risks associated with use of the data provided on this page.



# Race Results



September 14, 2018, Race 7, AVON CITY FORD (NEW BRIGHTON) CUP PACE (STANDING START), Distance 2600m, Addington - Survey 3200m

Result	TAB no.	Horse (Barrier)	2600 to	2400m to
6th	9	<b>Alta Orlando (0)</b>	<b>2400m</b>	<b>2200m</b>
		Position in running (margin)	-	6(8.0)
		Sectional time (s)	17.70	15.67
		Cumulative time (s)	196.86	179.16
		Speed (m/s)	11.30	12.76
		Stride length (m)	5.31	5.76
		Stride duration (s)	0.432	0.451
		Stride efficiency (%)	44.08	51.82
		Stride count	37.66	34.73

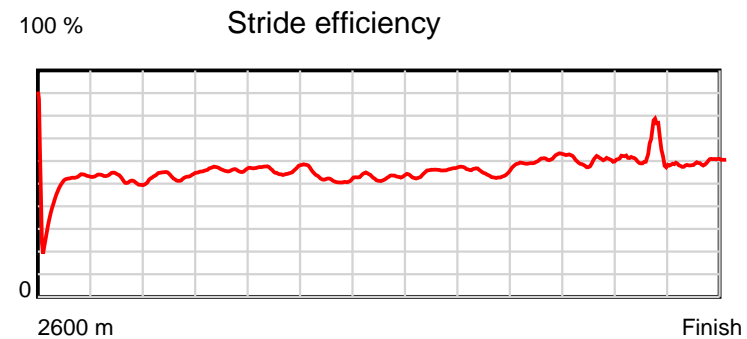
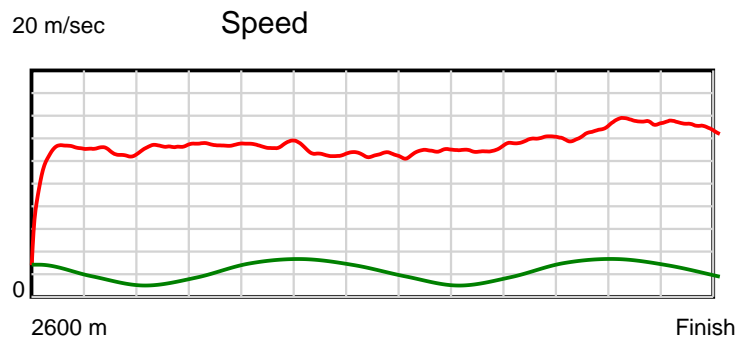
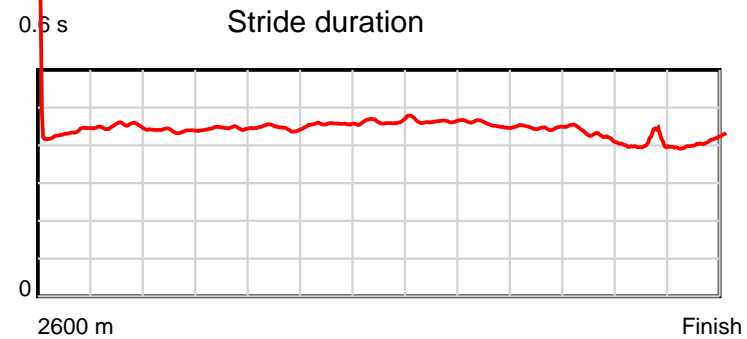
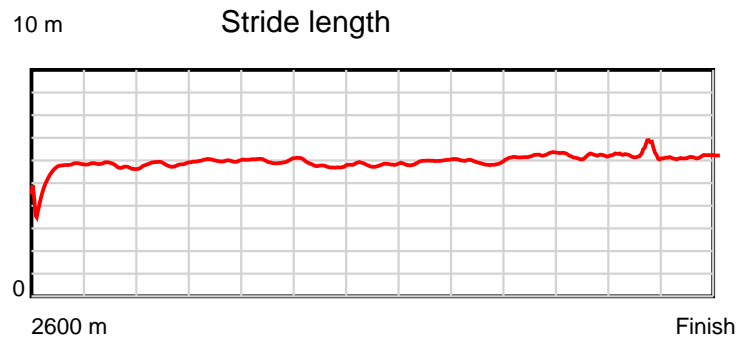
#### Disclaimer.

HRNZ and NZMTC and Thoroughbred Ratings Pty Ltd accepts no responsibility for the completeness or accuracy of any of the information contained herein, and makes no representations about its suitability for any particular purpose. Users should make their own judgements about those matters and/or seek independent advice. You assume all risks associated with use of the data provided on this page.

# Race Results

September 14, 2018, Race 7, AVON CITY FORD (NEW BRIGHTON) CUP PACE (STANDING START), Distance 2600m, Addington - Survey 3200m

Result	TAB no.	Horse (Barrier)	2200m to	2000m to	1800m to	1600m to	1400m to	1200m to	1000m to	800m to	600m to	400m to	200m to	Total or	Margin
6th	9	<b>Alta Orlando (0)</b>	<b>2000m</b>	<b>1800m</b>	<b>1600m</b>	<b>1400m</b>	<b>1200m</b>	<b>1000m</b>	<b>800m</b>	<b>600m</b>	<b>400m</b>	<b>200m</b>	<b>WP</b>	<b>Average</b>	
		Position in running (margin)	6(9.1)	6(11.8)	7(10.8)	7(10.4)	7(7.8)	9(6.7)	9(8.4)	9(8.2)	9(7.3)	9(6.5)	8(3.7)		2.30
		Sectional time (s)	15.14	14.93	15.06	15.74	15.95	15.92	15.56	14.31	14.17	13.47	13.24		
		Cumulative time (s)	163.49	148.35	133.42	118.36	102.62	86.67	70.75	55.19	40.88	26.71	13.24	3:16.86	
		Speed (m/s)	13.21	13.40	13.28	12.71	12.54	12.56	12.85	13.98	14.11	14.85	15.11	13.21	
		Stride length (m)	5.81	5.97	5.93	5.81	5.81	5.83	5.85	6.25	6.03	5.93	6.20	5.87	
		Stride duration (s)	0.440	0.445	0.447	0.457	0.463	0.464	0.455	0.447	0.427	0.399	0.411	0.445	
		Stride efficiency (%)	52.68	55.63	54.95	52.67	52.80	53.11	53.57	61.10	56.78	54.93	60.06	53.93	
		Stride count	34.45	33.52	33.73	34.45	34.41	34.31	34.16	31.98	33.18	33.73	32.26	442.57	



Note: Horizontal distance axis grid lines are 200m furlongs.

#### Disclaimer.

HRNZ and NZMTC and Thoroughbred Ratings Pty Ltd accepts no responsibility for the completeness or accuracy of any of the information contained herein, and makes no representations about its suitability for any particular purpose. Users should make their own judgements about those matters and/or seek independent advice. You assume all risks associated with use of the data provided on this page.



# Race Results



September 14, 2018, Race 7, AVON CITY FORD (NEW BRIGHTON) CUP PACE (STANDING START), Distance 2600m, Addington - Survey 3200m

Result	TAB no.	Horse (Barrier)	2600 to	2400m to
7th	6	<b>Don Domingo (6)</b>	<b>2400m</b>	<b>2200m</b>
		Position in running (margin)	-	5(6.3)
		Sectional time (s)	17.10	15.61
		Cumulative time (s)	197.02	179.92
		Speed (m/s)	11.70	12.81
		Stride length (m)	5.71	5.93
		Stride duration (s)	0.483	0.463
		Stride efficiency (%)	50.98	54.98
		Stride count	35.02	33.72

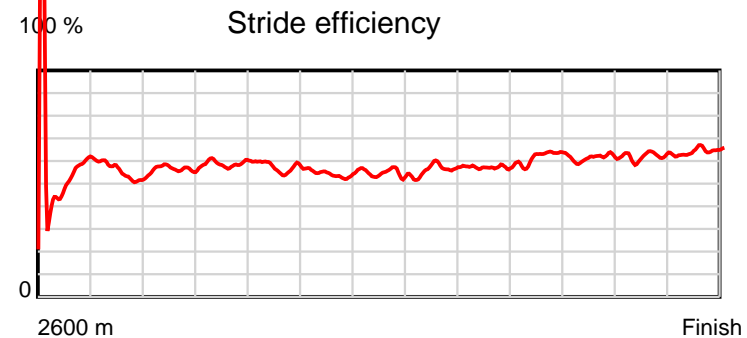
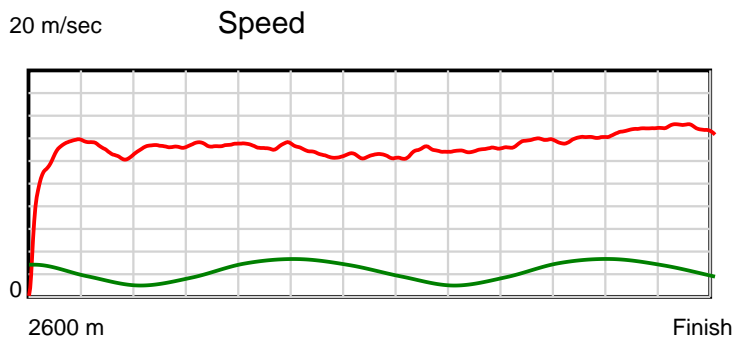
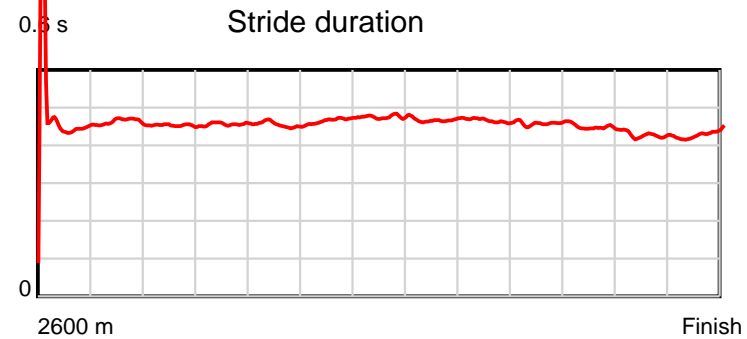
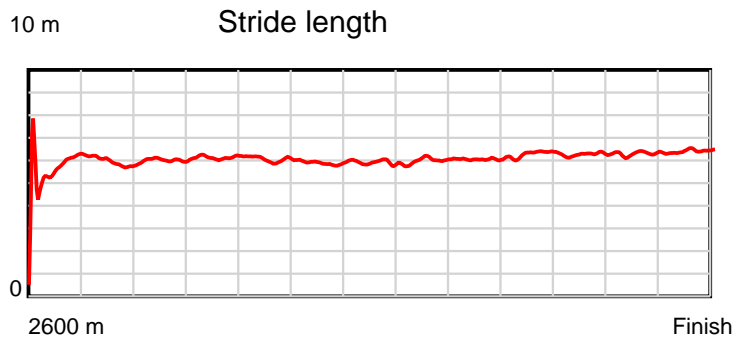
#### Disclaimer.

HRNZ and NZMTC and Thoroughbred Ratings Pty Ltd accepts no responsibility for the completeness or accuracy of any of the information contained herein, and makes no representations about its suitability for any particular purpose. Users should make their own judgements about those matters and/or seek independent advice. You assume all risks associated with use of the data provided on this page.

# Race Results

September 14, 2018, Race 7, AVON CITY FORD (NEW BRIGHTON) CUP PACE (STANDING START), Distance 2600m, Addington - Survey 3200m

Result	TAB no.	Horse (Barrier)	2200m to	2000m to	1800m to	1600m to	1400m to	1200m to	1000m to	800m to	600m to	400m to	200m to	Total or	Margin
7th	6	<b>Don Domingo (6)</b>	<b>2000m</b>	<b>1800m</b>	<b>1600m</b>	<b>1400m</b>	<b>1200m</b>	<b>1000m</b>	<b>800m</b>	<b>600m</b>	<b>400m</b>	<b>200m</b>	<b>WP</b>	<b>Average</b>	
		Position in running (margin)	5(7.0)	5(10.0)	5(8.6)	6(8.6)	6(6.7)	8(6.2)	7(5.6)	7(4.4)	7(4.4)	7(5.3)	9(4.9)		3.20
		Sectional time (s)	15.19	14.85	15.13	15.85	16.05	15.54	15.39	14.46	14.45	13.88	13.52		
		Cumulative time (s)	164.31	149.12	134.27	119.14	103.29	87.24	71.70	56.31	41.85	27.40	13.52	3:17.02	
		Speed (m/s)	13.17	13.47	13.22	12.62	12.46	12.87	13.00	13.83	13.84	14.41	14.79	13.20	
		Stride length (m)	5.97	6.14	6.02	5.89	5.93	6.01	6.04	6.34	6.20	6.14	6.39	6.05	
		Stride duration (s)	0.453	0.456	0.455	0.467	0.476	0.467	0.465	0.458	0.448	0.426	0.432	0.458	
		Stride efficiency (%)	55.67	58.84	56.57	54.16	54.97	56.39	57.09	62.85	59.98	58.86	63.77	57.17	
		Stride count	33.51	32.59	33.24	33.97	33.72	33.29	33.09	31.54	32.28	32.59	31.31	429.87	



Note: Horizontal distance axis grid lines are 200m furlongs.

#### Disclaimer.

HRNZ and NZMTC and Thoroughbred Ratings Pty Ltd accepts no responsibility for the completeness or accuracy of any of the information contained herein, and makes no representations about its suitability for any particular purpose. Users should make their own judgements about those matters and/or seek independent advice. You assume all risks associated with use of the data provided on this page.



# Race Results



September 14, 2018, Race 7, AVON CITY FORD (NEW BRIGHTON) CUP PACE (STANDING START), Distance 2600m, Addington - Survey 3200m

Result	TAB no.	Horse (Barrier)	2600 to	2400m to
8th	7	<b>Billy Badger (7)</b>	<b>2400m</b>	<b>2200m</b>
		Position in running (margin)	-	1(0.0)
		Sectional time (s)	16.39	15.75
		Cumulative time (s)	197.39	181.00
		Speed (m/s)	12.20	12.70
		Stride length (m)	5.57	6.03
		Stride duration (s)	0.455	0.475
		Stride efficiency (%)	48.53	56.78
		Stride count	35.89	33.18

#### Disclaimer.

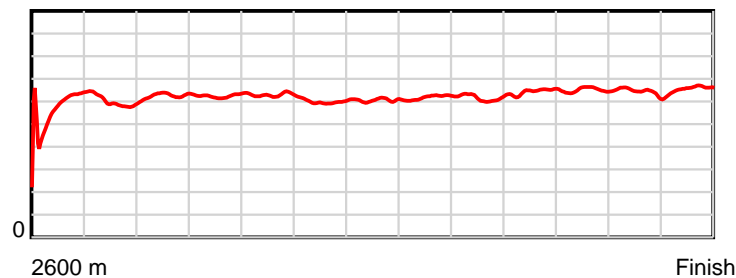
HRNZ and NZMTC and Thoroughbred Ratings Pty Ltd accepts no responsibility for the completeness or accuracy of any of the information contained herein, and makes no representations about its suitability for any particular purpose. Users should make their own judgements about those matters and/or seek independent advice. You assume all risks associated with use of the data provided on this page.

# Race Results

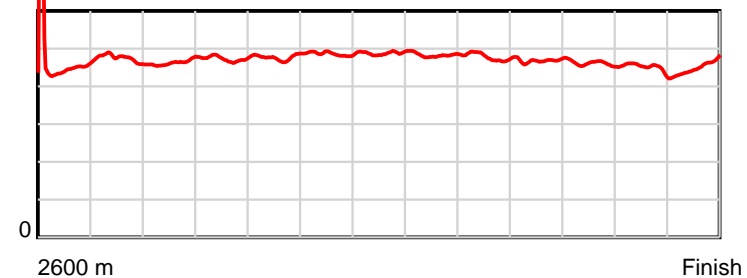
September 14, 2018, Race 7, AVON CITY FORD (NEW BRIGHTON) CUP PACE (STANDING START), Distance 2600m, Addington - Survey 3200m

Result	TAB no.	Horse (Barrier)	2200m to	2000m to	1800m to	1600m to	1400m to	1200m to	1000m to	800m to	600m to	400m to	200m to	Total or	Margin
8th	7	<b>Billy Badger (7)</b>	<b>2000m</b>	<b>1800m</b>	<b>1600m</b>	<b>1400m</b>	<b>1200m</b>	<b>1000m</b>	<b>800m</b>	<b>600m</b>	<b>400m</b>	<b>200m</b>	<b>WP</b>	<b>Average</b>	
		Position in running (margin)	2(1.6)	3(3.0)	3(3.0)	3(3.8)	3(3.6)	6(3.6)	5(3.5)	6(3.7)	6(4.1)	5(3.7)	7(3.5)		5.30
		Sectional time (s)	14.93	15.08	15.26	16.15	16.13	15.62	15.62	14.54	14.23	13.90	13.79		
		Cumulative time (s)	165.25	150.32	135.24	119.98	103.83	87.70	72.08	56.46	41.92	27.69	13.79	3:17.39	
		Speed (m/s)	13.40	13.26	13.11	12.38	12.40	12.80	12.80	13.76	14.05	14.39	14.50	13.17	
		Stride length (m)	6.21	6.28	6.26	6.02	6.05	6.18	6.12	6.44	6.47	6.46	6.58	6.19	
		Stride duration (s)	0.464	0.473	0.478	0.486	0.488	0.483	0.478	0.468	0.460	0.449	0.454	0.470	
		Stride efficiency (%)	60.26	61.54	61.21	56.67	57.27	59.70	58.49	64.91	65.32	65.16	67.62	59.96	
		Stride count	32.21	31.87	31.95	33.21	33.04	32.36	32.69	31.03	30.93	30.97	30.40	419.73	

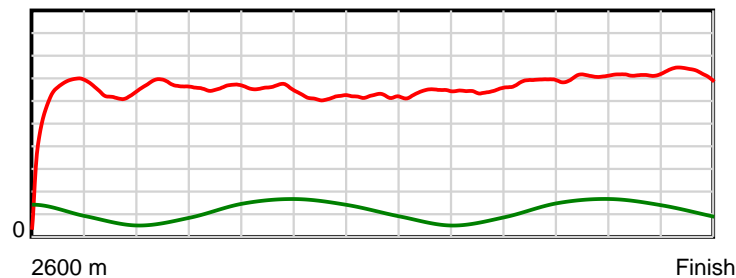
10 m Stride length



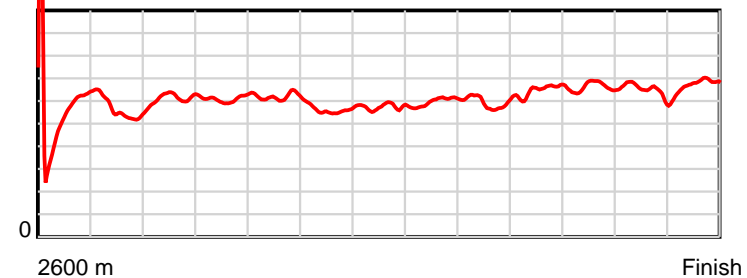
0.5 s Stride duration



20 m/sec Speed



100 % Stride efficiency



Note: Horizontal distance axis grid lines are 200m furlongs.

## Disclaimer.

HRNZ and NZMTC and Thoroughbred Ratings Pty Ltd accepts no responsibility for the completeness or accuracy of any of the information contained herein, and makes no representations about its suitability for any particular purpose. Users should make their own judgements about those matters and/or seek independent advice. You assume all risks associated with use of the data provided on this page.



# Race Results



September 14, 2018, Race 7, AVON CITY FORD (NEW BRIGHTON) CUP PACE (STANDING START), Distance 2600m, Addington - Survey 3200m

Result	TAB no.	Horse (Barrier)	2600 to	2400m to
9th	5	Locharburn (5)	2400m	2200m
		Position in running (margin)	-	9(18.2)
		Sectional time (s)	19.35	14.55
		Cumulative time (s)	197.70	178.35
		Speed (m/s)	10.34	13.75
		Stride length (m)	5.09	6.60
		Stride duration (s)	0.482	0.480
		Stride efficiency (%)	40.44	68.04
		Stride count	39.31	30.31

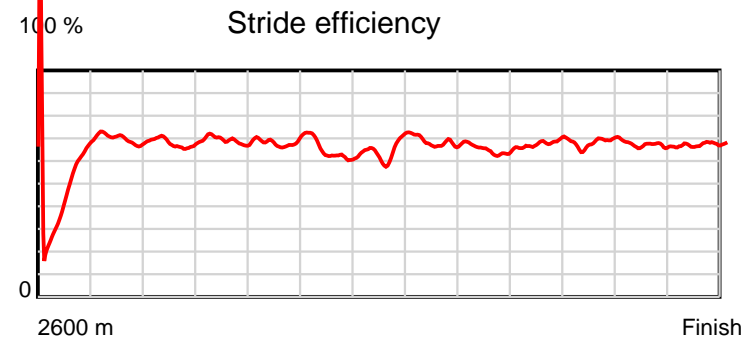
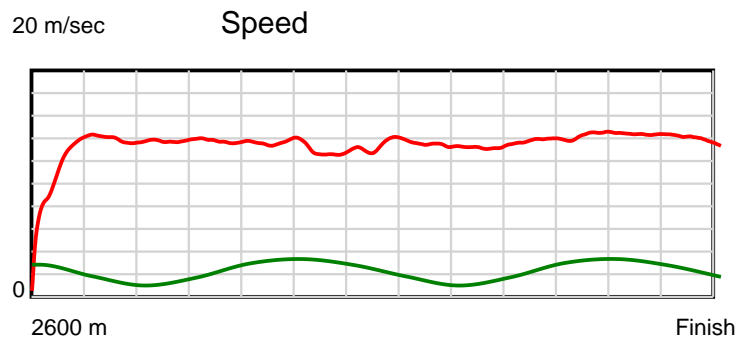
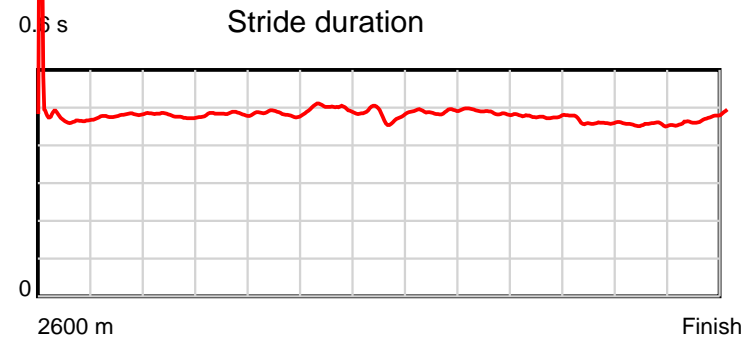
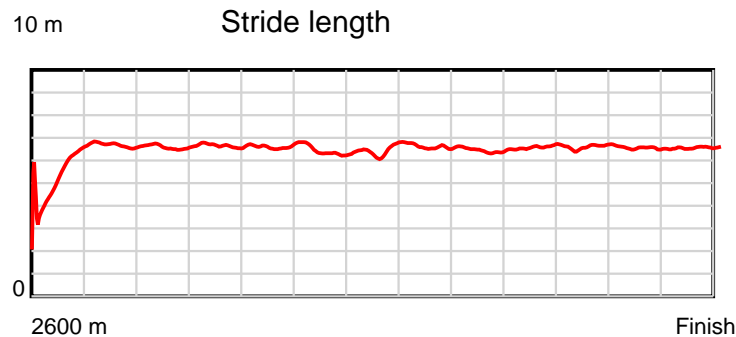
#### Disclaimer.

HRNZ and NZMTC and Thoroughbred Ratings Pty Ltd accepts no responsibility for the completeness or accuracy of any of the information contained herein, and makes no representations about its suitability for any particular purpose. Users should make their own judgements about those matters and/or seek independent advice. You assume all risks associated with use of the data provided on this page.

# Race Results

September 14, 2018, Race 7, AVON CITY FORD (NEW BRIGHTON) CUP PACE (STANDING START), Distance 2600m, Addington - Survey 3200m

Result	TAB no.	Horse (Barrier)	2200m to	2000m to	1800m to	1600m to	1400m to	1200m to	1000m to	800m to	600m to	400m to	200m to	Total or	Margin
9th	5	Locharburn (5)	2000m	1800m	1600m	1400m	1200m	1000m	800m	600m	400m	200m	WP	Average	
		Position in running (margin)	9(12.6)	9(14.1)	8(11.0)	8(10.5)	8(8.8)	3(1.9)	2(0.7)	1(0.0)	1(0.0)	2(0.5)	5(2.1)		7.00
		Sectional time (s)	14.95	14.56	15.05	15.89	14.97	15.44	15.48	14.46	14.39	14.20	14.41		
		Cumulative time (s)	163.80	148.85	134.29	119.24	103.35	88.38	72.94	57.46	43.00	28.61	14.41	3:17.70	
		Speed (m/s)	13.38	13.74	13.29	12.59	13.36	12.95	12.92	13.83	13.90	14.08	13.88	13.15	
		Stride length (m)	6.40	6.64	6.44	6.28	6.43	6.35	6.30	6.58	6.40	6.41	6.56	6.32	
		Stride duration (s)	0.478	0.483	0.484	0.499	0.482	0.490	0.487	0.476	0.461	0.455	0.473	0.480	
		Stride efficiency (%)	63.93	68.86	64.76	61.59	64.66	63.05	61.94	67.75	64.07	64.20	67.25	62.35	
		Stride count	31.27	30.13	31.07	31.86	31.09	31.49	31.77	30.38	31.23	31.20	30.49	411.60	



Note: Horizontal distance axis grid lines are 200m furlongs.

#### Disclaimer.

HRNZ and NZMTC and Thoroughbred Ratings Pty Ltd accepts no responsibility for the completeness or accuracy of any of the information contained herein, and makes no representations about its suitability for any particular purpose. Users should make their own judgements about those matters and/or seek independent advice. You assume all risks associated with use of the data provided on this page.