



## Race Results

NZ Metropolitan Trotting Club Inc, HRNZ, September 28, 2018

Compilation date: September 28, 2018, 9:59:38 PM (NZST)

Copyright © 2018 HRNZ and NZMTC. All rights reserved.

### Trademarks.

StrideMASTER is a registered trademark of Thoroughbred Ratings Pty Ltd.

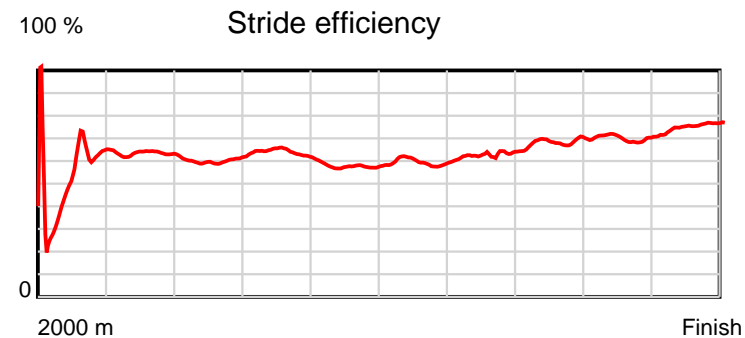
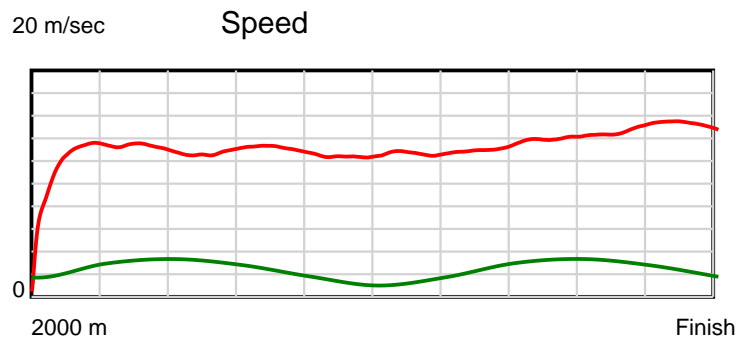
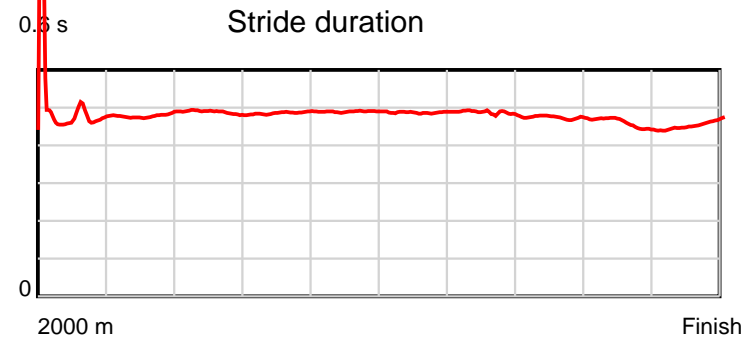
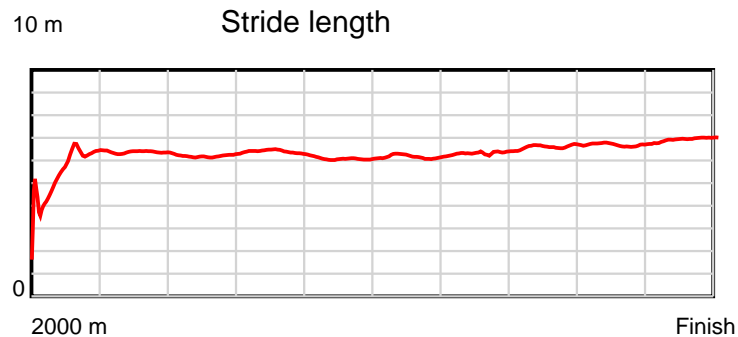
### Disclaimer.

HRNZ and NZMTC and Thoroughbred Ratings Pty Ltd accepts no responsibility for the completeness or accuracy of any of the information contained herein, and makes no representations about its suitability for any particular purpose. Users should make their own judgements about those matters and/or seek independent advice. You assume all risks associated with use of the data provided on this page.

# Race Results

September 28, 2018, Race 10, SPECTATORS - NEW MENU FRIDAY 5th OCTOBER PACE, Distance 2000m, Addington - Survey 3200m

Result	TAB no.	Horse (Barrier)	2000 to	1800m to	1600m to	1400m to	1200m to	1000m to	800m to	600m to	400m to	200m to	Total or	Margin
1st	7	<b>Major Coo (6)</b>	<b>1800m</b>	<b>1600m</b>	<b>1400m</b>	<b>1200m</b>	<b>1000m</b>	<b>800m</b>	<b>600m</b>	<b>400m</b>	<b>200m</b>	<b>WP</b>	<b>Average</b>	
		Position in running (margin)	-	2(9.5)	2(7.0)	2(6.2)	2(3.0)	2(2.1)	2(1.5)	2(1.2)	2(0.9)	1(0.0)		0.00
		Sectional time (s)	18.17	15.07	16.00	15.23	16.33	15.80	15.32	14.49	13.95	13.19		
		Cumulative time (s)	153.55	135.38	120.31	104.31	89.08	72.75	56.95	41.63	27.14	13.19	2:33.55	
		Speed (m/s)	11.01	13.27	12.50	13.13	12.25	12.66	13.05	13.80	14.34	15.16	13.03	
		Stride length (m)	5.44	6.35	6.10	6.38	6.00	6.16	6.32	6.53	6.55	6.93	6.25	
		Stride duration (s)	0.480	0.479	0.488	0.486	0.490	0.487	0.484	0.473	0.457	0.457	0.480	
		Stride efficiency (%)	46.17	63.10	58.07	63.66	56.17	59.35	62.35	66.68	66.99	74.95	61.07	
		Stride count	36.79	31.47	32.81	31.34	33.36	32.45	31.66	30.62	30.55	28.88	319.93	



Note: Horizontal distance axis grid lines are 200m furlongs.

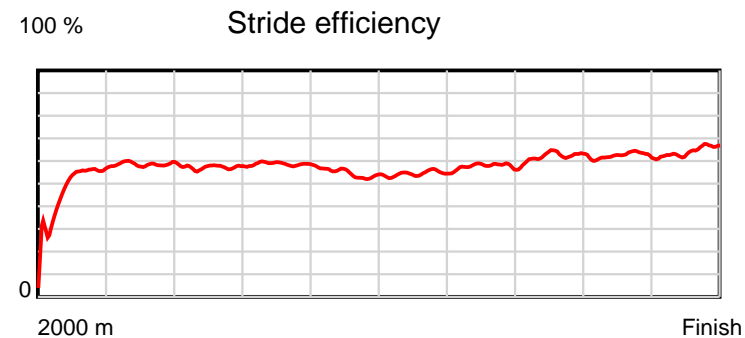
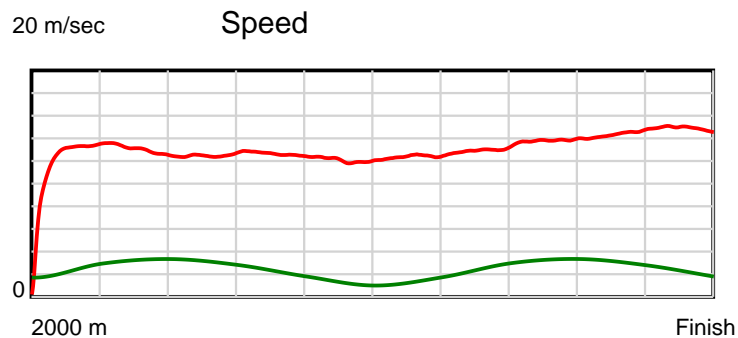
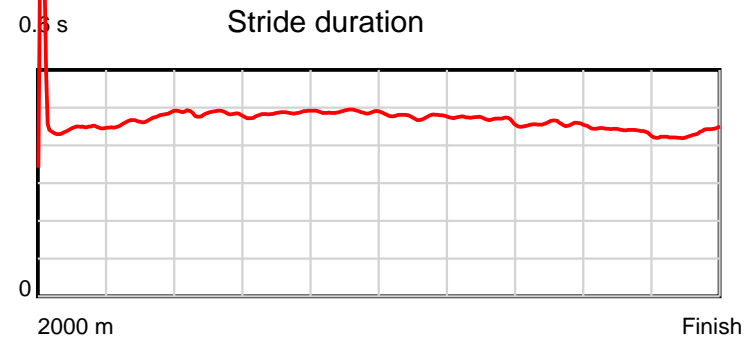
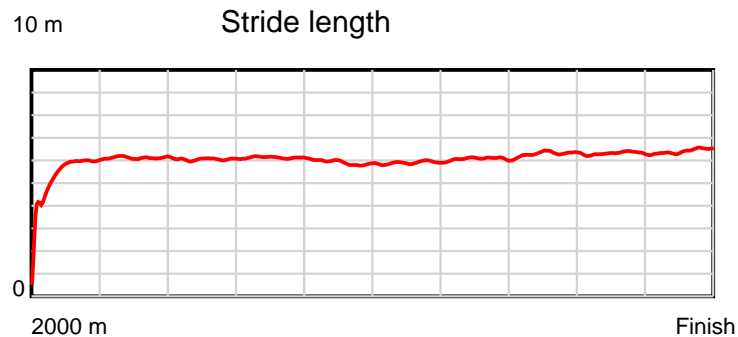
#### Disclaimer.

HRNZ and NZMTC and Thoroughbred Ratings Pty Ltd accepts no responsibility for the completeness or accuracy of any of the information contained herein, and makes no representations about its suitability for any particular purpose. Users should make their own judgements about those matters and/or seek independent advice. You assume all risks associated with use of the data provided on this page.

# Race Results

September 28, 2018, Race 10, SPECTATORS - NEW MENU FRIDAY 5th OCTOBER PACE, Distance 2000m, Addington - Survey 3200m

Result	TAB no.	Horse (Barrier)	2000 to	1800m to	1600m to	1400m to	1200m to	1000m to	800m to	600m to	400m to	200m to	Total or	Margin
2nd	10	<b>Nearis Green (9)</b>	<b>1800m</b>	<b>1600m</b>	<b>1400m</b>	<b>1200m</b>	<b>1000m</b>	<b>800m</b>	<b>600m</b>	<b>400m</b>	<b>200m</b>	<b>WP</b>	<b>Average</b>	
		Position in running (margin)	-	1(0.0)	1(0.0)	1(0.0)	1(0.0)	1(0.0)	1(0.0)	1(0.0)	1(0.0)	1(0.0)		0.00
		Sectional time (s)	16.57	15.49	16.14	15.77	16.48	15.90	15.37	14.54	14.13	13.41		
		Cumulative time (s)	153.80	137.23	121.74	105.60	89.83	73.35	57.45	42.08	27.54	13.41	2:33.80	
		Speed (m/s)	12.07	12.91	12.39	12.68	12.14	12.58	13.01	13.76	14.15	14.91	13.00	
		Stride length (m)	5.56	6.08	6.00	6.16	5.93	5.99	6.11	6.28	6.20	6.45	6.07	
		Stride duration (s)	0.461	0.471	0.484	0.486	0.489	0.476	0.469	0.456	0.438	0.433	0.467	
		Stride efficiency (%)	48.34	57.75	56.20	59.26	54.96	56.12	58.30	61.56	60.04	65.01	57.52	
		Stride count	35.96	32.90	33.35	32.48	33.72	33.37	32.74	31.86	32.27	31.01	329.66	



Note: Horizontal distance axis grid lines are 200m furlongs.

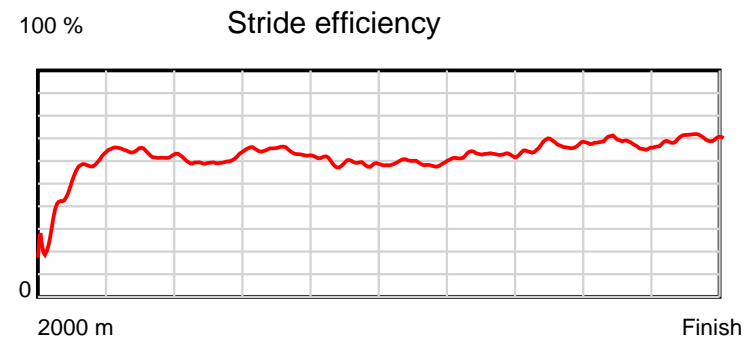
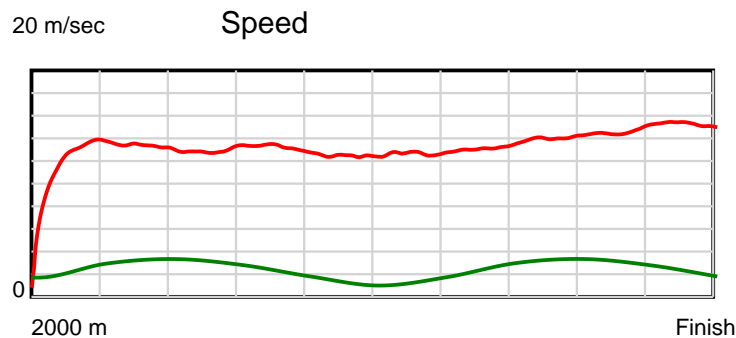
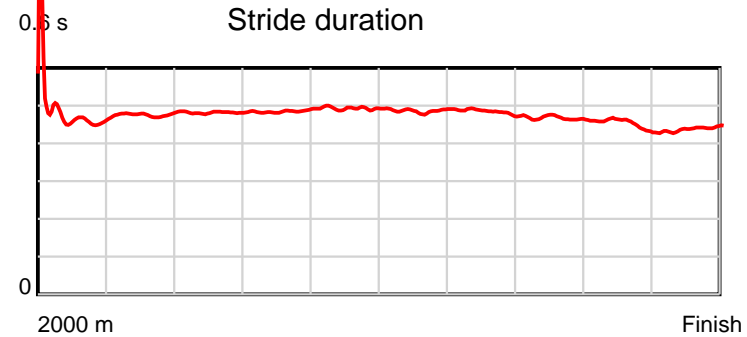
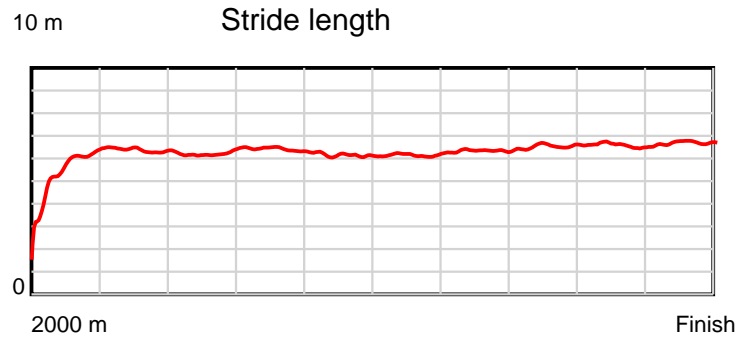
#### Disclaimer.

HRNZ and NZMTC and Thoroughbred Ratings Pty Ltd accepts no responsibility for the completeness or accuracy of any of the information contained herein, and makes no representations about its suitability for any particular purpose. Users should make their own judgements about those matters and/or seek independent advice. You assume all risks associated with use of the data provided on this page.

# Race Results

September 28, 2018, Race 10, SPECTATORS - NEW MENU FRIDAY 5th OCTOBER PACE, Distance 2000m, Addington - Survey 3200m

Result	TAB no.	Horse (Barrier)	2000 to	1800m to	1600m to	1400m to	1200m to	1000m to	800m to	600m to	400m to	200m to	Total or	Margin
3rd	2	<b>Martin John (2)</b>	<b>1800m</b>	<b>1600m</b>	<b>1400m</b>	<b>1200m</b>	<b>1000m</b>	<b>800m</b>	<b>600m</b>	<b>400m</b>	<b>200m</b>	<b>WP</b>	<b>Average</b>	
		Position in running (margin)	-	1(0.0)	1(0.0)	1(0.0)	1(0.0)	1(0.0)	1(0.0)	1(0.0)	1(0.0)	1(0.0)		0.00
		Sectional time (s)	18.52	15.31	15.74	15.18	16.44	15.68	15.30	14.58	13.95	13.11		
		Cumulative time (s)	153.81	135.29	119.98	104.24	89.06	72.62	56.94	41.64	27.06	13.11	2:33.81	
		Speed (m/s)	10.80	13.06	12.71	13.18	12.17	12.76	13.07	13.72	14.34	15.26	13.00	
		Stride length (m)	5.22	6.22	6.12	6.39	5.99	6.20	6.32	6.39	6.43	6.71	6.17	
		Stride duration (s)	0.464	0.476	0.481	0.485	0.492	0.486	0.484	0.466	0.449	0.440	0.475	
		Stride efficiency (%)	42.61	60.43	58.49	63.82	56.02	60.03	62.41	63.83	64.68	70.42	59.57	
		Stride count	38.30	32.16	32.69	31.29	33.40	32.27	31.65	31.29	31.09	29.79	323.93	



Note: Horizontal distance axis grid lines are 200m furlongs.

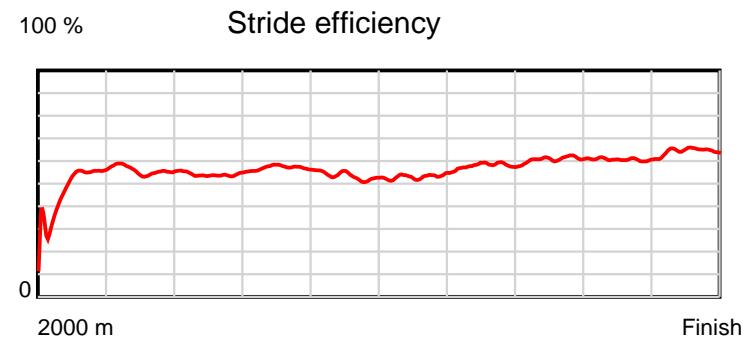
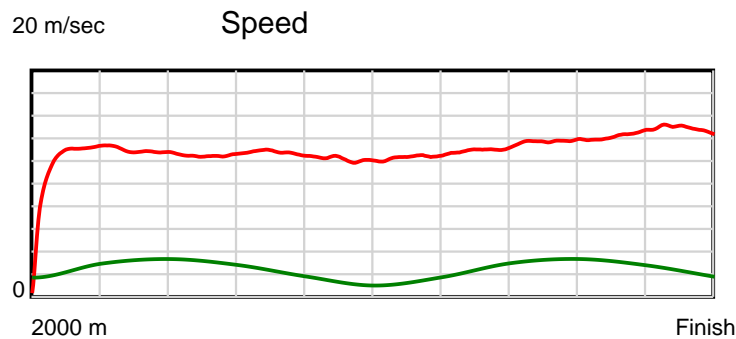
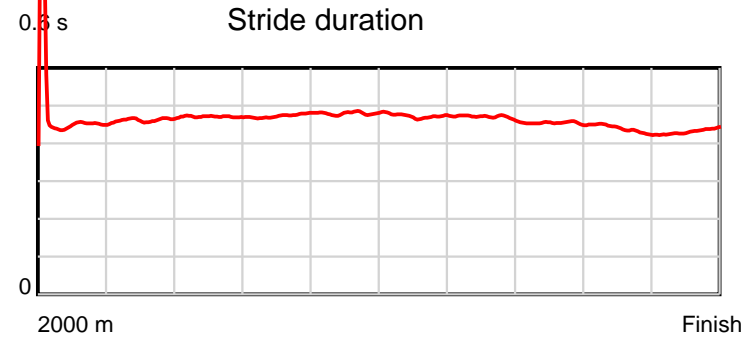
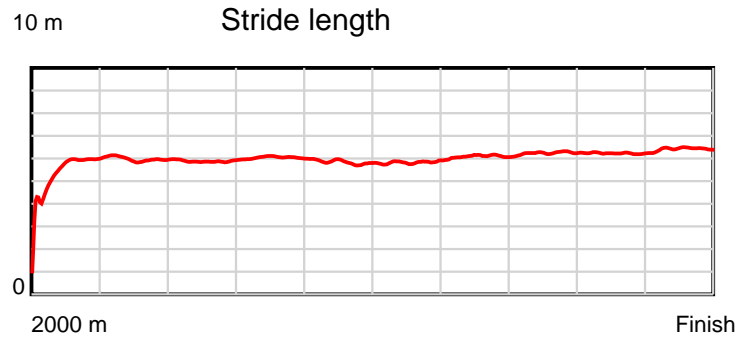
#### Disclaimer.

HRNZ and NZMTC and Thoroughbred Ratings Pty Ltd accepts no responsibility for the completeness or accuracy of any of the information contained herein, and makes no representations about its suitability for any particular purpose. Users should make their own judgements about those matters and/or seek independent advice. You assume all risks associated with use of the data provided on this page.

# Race Results

September 28, 2018, Race 10, SPECTATORS - NEW MENU FRIDAY 5th OCTOBER PACE, Distance 2000m, Addington - Survey 3200m

Result	TAB no.	Horse (Barrier)	2000 to	1800m to	1600m to	1400m to	1200m to	1000m to	800m to	600m to	400m to	200m to	Total or	Margin
4th	9	Wainui Creek (8)	1800m	1600m	1400m	1200m	1000m	800m	600m	400m	200m	WP	Average	
		Position in running (margin)	-	2(2.6)	2(2.6)	2(2.9)	2(1.9)	2(2.0)	3(2.4)	3(2.3)	3(2.1)	4(2.3)		0.00
		Sectional time (s)	17.01	15.49	16.18	15.61	16.48	15.97	15.35	14.51	14.14	13.34		
		Cumulative time (s)	154.08	137.07	121.58	105.40	89.79	73.31	57.34	41.99	27.48	13.34	2:34.08	
		Speed (m/s)	11.76	12.91	12.36	12.81	12.14	12.52	13.03	13.78	14.14	14.99	12.98	
		Stride length (m)	5.54	5.97	5.82	6.06	5.82	5.91	6.12	6.26	6.18	6.49	6.01	
		Stride duration (s)	0.467	0.462	0.471	0.473	0.480	0.472	0.470	0.454	0.437	0.433	0.463	
		Stride efficiency (%)	48.00	55.67	52.90	57.45	52.99	54.59	58.48	61.18	59.71	65.85	56.39	
		Stride count	36.09	33.51	34.38	32.98	34.34	33.84	32.69	31.96	32.35	30.81	332.95	



Note: Horizontal distance axis grid lines are 200m furlongs.

#### Disclaimer.

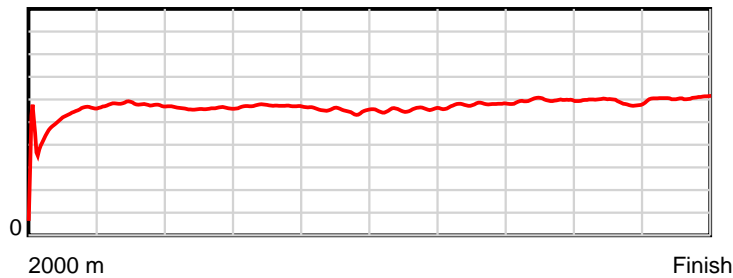
HRNZ and NZMTC and Thoroughbred Ratings Pty Ltd accepts no responsibility for the completeness or accuracy of any of the information contained herein, and makes no representations about its suitability for any particular purpose. Users should make their own judgements about those matters and/or seek independent advice. You assume all risks associated with use of the data provided on this page.

# Race Results

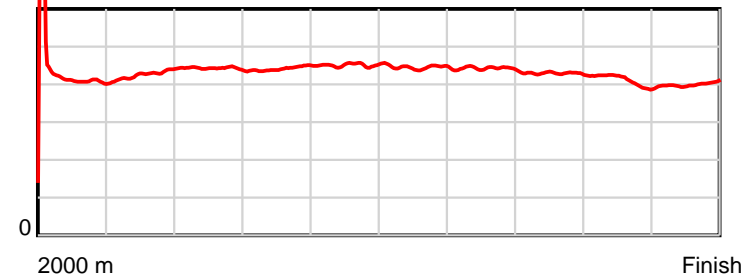
September 28, 2018, Race 10, SPECTATORS - NEW MENU FRIDAY 5th OCTOBER PACE, Distance 2000m, Addington - Survey 3200m

Result	TAB no.	Horse (Barrier)	2000 to	1800m to	1600m to	1400m to	1200m to	1000m to	800m to	600m to	400m to	200m to	Total or	Margin
5th	1	Hit The Sky (1)	1800m	1600m	1400m	1200m	1000m	800m	600m	400m	200m	WP	Average	
		Position in running (margin)	-	2(8.6)	2(5.0)	2(5.0)	3(3.3)	3(4.0)	4(4.9)	4(4.8)	4(4.3)	4(3.9)		0.00
		Sectional time (s)	18.01	14.88	16.14	15.49	16.60	16.04	15.35	14.45	14.05	13.26		
		Cumulative time (s)	154.27	136.26	121.38	105.24	89.75	73.15	57.11	41.76	27.31	13.26	2:34.27	
		Speed (m/s)	11.10	13.44	12.39	12.91	12.05	12.47	13.03	13.84	14.23	15.08	12.96	
		Stride length (m)	5.01	5.73	5.48	5.71	5.44	5.55	5.76	5.94	5.83	6.05	5.64	
		Stride duration (s)	0.434	0.426	0.442	0.442	0.451	0.445	0.442	0.429	0.410	0.401	0.435	
		Stride efficiency (%)	39.28	51.25	46.98	50.97	46.26	48.06	51.84	55.06	53.09	57.14	49.62	
		Stride count	39.89	34.92	36.48	35.02	36.76	36.06	34.72	33.69	34.31	33.07	354.92	

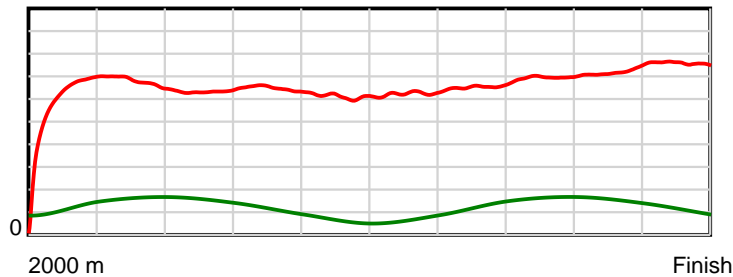
10 m Stride length



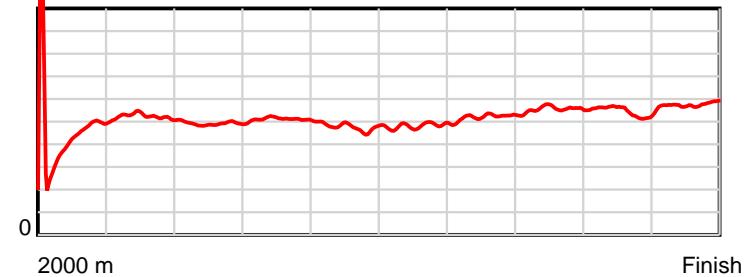
0.5 s Stride duration



20 m/sec Speed



100 % Stride efficiency



Note: Horizontal distance axis grid lines are 200m furlongs.

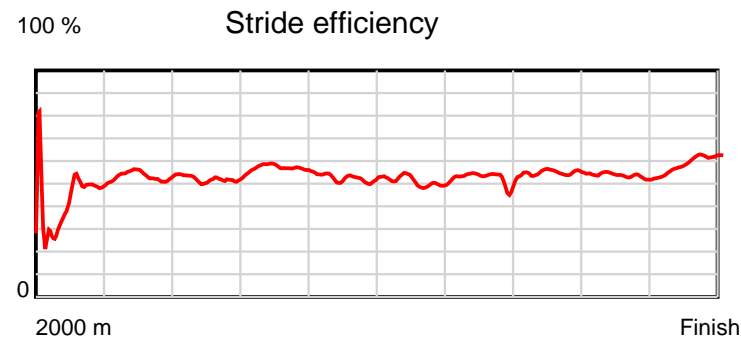
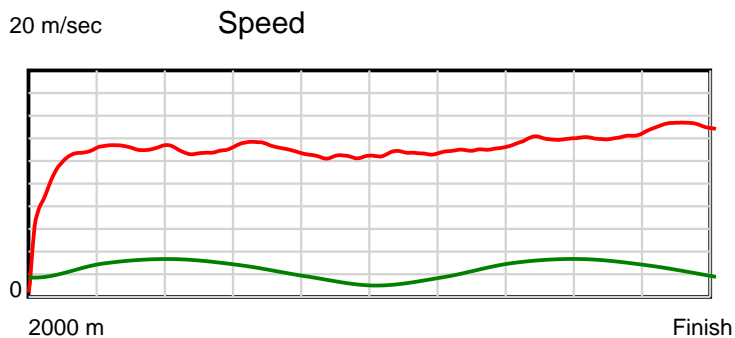
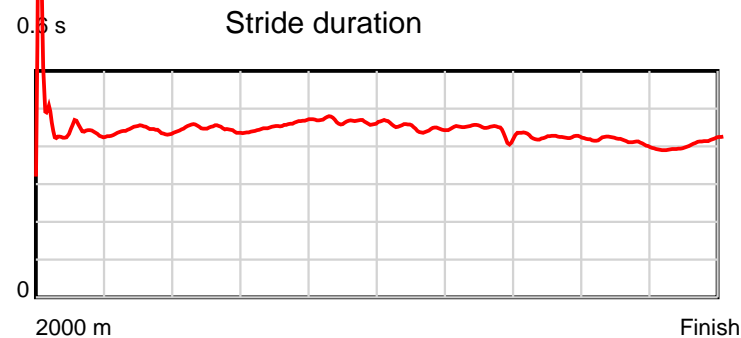
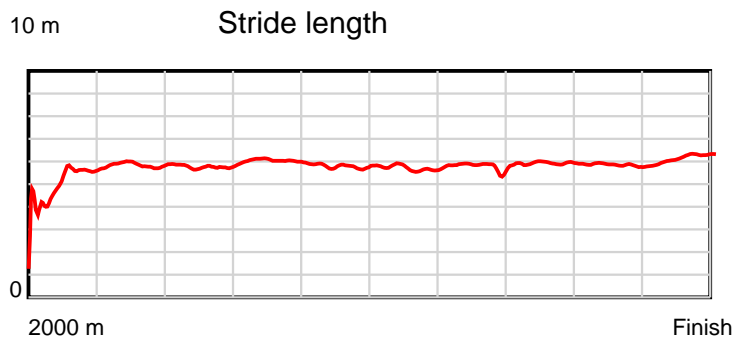
**Disclaimer.**

HRNZ and NZMTC and Thoroughbred Ratings Pty Ltd accepts no responsibility for the completeness or accuracy of any of the information contained herein, and makes no representations about its suitability for any particular purpose. Users should make their own judgements about those matters and/or seek independent advice. You assume all risks associated with use of the data provided on this page.

# Race Results

September 28, 2018, Race 10, SPECTATORS - NEW MENU FRIDAY 5th OCTOBER PACE, Distance 2000m, Addington - Survey 3200m

Result	TAB no.	Horse (Barrier)	2000 to	1800m to	1600m to	1400m to	1200m to	1000m to	800m to	600m to	400m to	200m to	Total or	Margin
6th	6	Spot On (5)	1800m	1600m	1400m	1200m	1000m	800m	600m	400m	200m	WP	Average	
		Position in running (margin)	-	5(15.1)	5(12.6)	5(10.5)	6(6.7)	6(6.4)	5(5.7)	5(5.5)	5(5.4)	5(6.7)		0.00
		Sectional time (s)	19.10	15.07	15.79	15.14	16.43	15.78	15.32	14.53	14.32	13.22		
		Cumulative time (s)	154.70	135.60	120.53	104.74	89.60	73.17	57.39	42.07	27.54	13.22	2:34.70	
		Speed (m/s)	10.47	13.27	12.67	13.21	12.17	12.67	13.05	13.76	13.97	15.13	12.93	
		Stride length (m)	4.89	5.86	5.66	6.02	5.68	5.69	5.78	5.85	5.74	6.16	5.71	
		Stride duration (s)	0.448	0.441	0.447	0.456	0.467	0.449	0.443	0.425	0.411	0.407	0.442	
		Stride efficiency (%)	37.29	53.63	50.08	56.73	50.49	50.56	52.26	53.43	51.55	59.25	51.01	
		Stride count	40.94	34.14	35.33	33.20	35.19	35.16	34.58	34.20	34.82	32.48	350.04	



Note: Horizontal distance axis grid lines are 200m furlongs.

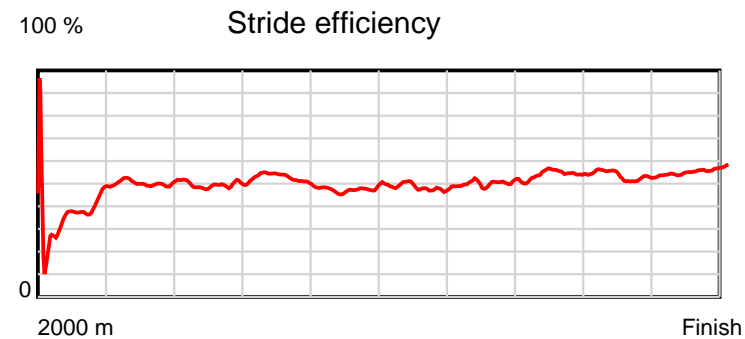
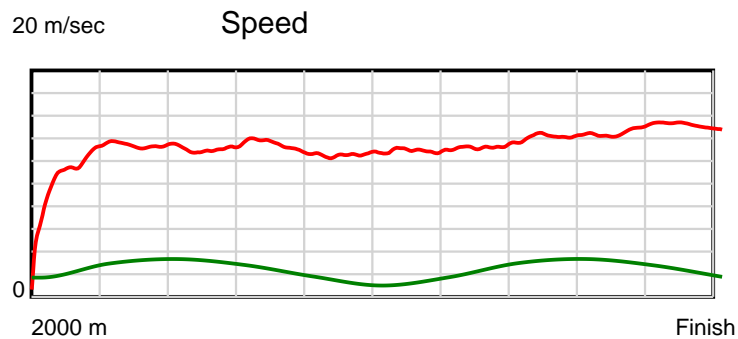
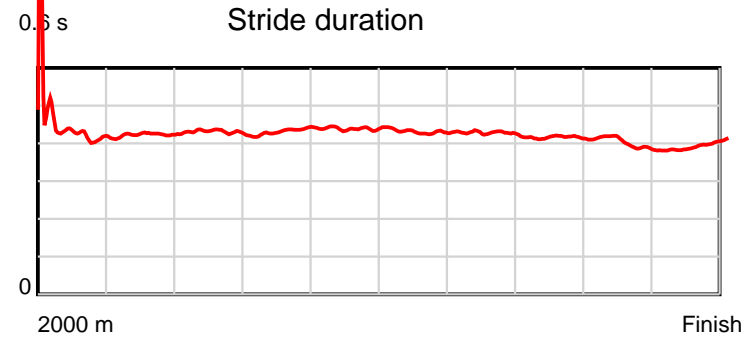
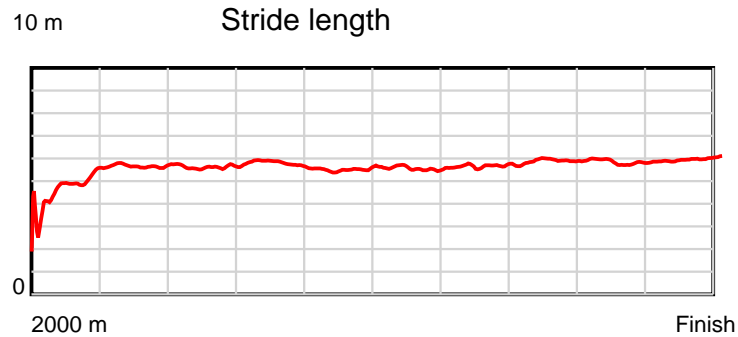
#### Disclaimer.

HRNZ and NZMTC and Thoroughbred Ratings Pty Ltd accepts no responsibility for the completeness or accuracy of any of the information contained herein, and makes no representations about its suitability for any particular purpose. Users should make their own judgements about those matters and/or seek independent advice. You assume all risks associated with use of the data provided on this page.

# Race Results

September 28, 2018, Race 10, SPECTATORS - NEW MENU FRIDAY 5th OCTOBER PACE, Distance 2000m, Addington - Survey 3200m

Result	TAB no.	Horse (Barrier)	2000 to	1800m to	1600m to	1400m to	1200m to	1000m to	800m to	600m to	400m to	200m to	Total or	Margin
7th	5	<b>Eastwood Chief... (4)</b>	<b>1800m</b>	<b>1600m</b>	<b>1400m</b>	<b>1200m</b>	<b>1000m</b>	<b>800m</b>	<b>600m</b>	<b>400m</b>	<b>200m</b>	<b>WP</b>	<b>Average</b>	
		Position in running (margin)	-	3(17.4)	3(14.1)	3(12.7)	3(8.6)	3(8.7)	3(7.8)	3(7.0)	3(6.7)	3(7.2)		0.00
		Sectional time (s)	19.46	14.93	15.91	15.09	16.50	15.75	15.24	14.49	14.22	13.38		
		Cumulative time (s)	154.97	135.51	120.58	104.67	89.58	73.08	57.33	42.09	27.60	13.38	2:34.97	
		Speed (m/s)	10.28	13.40	12.57	13.25	12.12	12.70	13.12	13.80	14.06	14.95	12.91	
		Stride length (m)	4.48	5.66	5.41	5.73	5.32	5.46	5.61	5.72	5.62	5.90	5.46	
		Stride duration (s)	0.434	0.423	0.430	0.432	0.439	0.430	0.427	0.415	0.400	0.395	0.423	
		Stride efficiency (%)	31.43	50.11	45.71	51.29	44.26	46.63	49.13	51.17	49.35	54.46	46.64	
		Stride count	44.59	35.32	36.98	34.91	37.58	36.61	35.67	34.95	35.59	33.88	366.08	



Note: Horizontal distance axis grid lines are 200m furlongs.

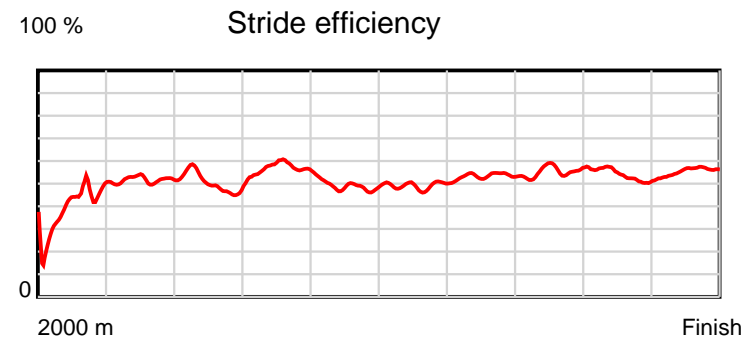
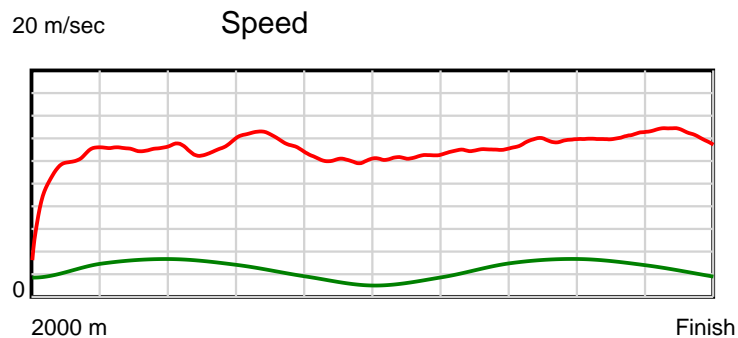
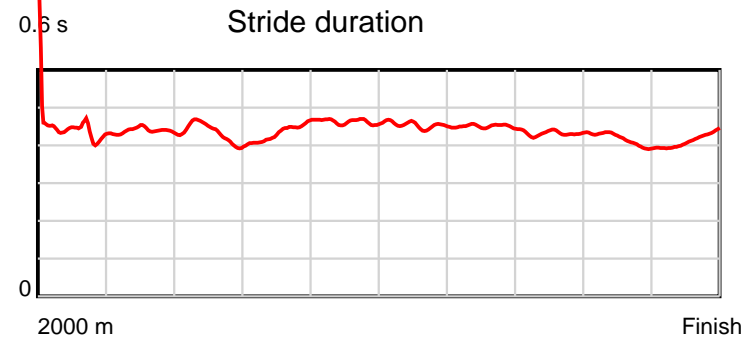
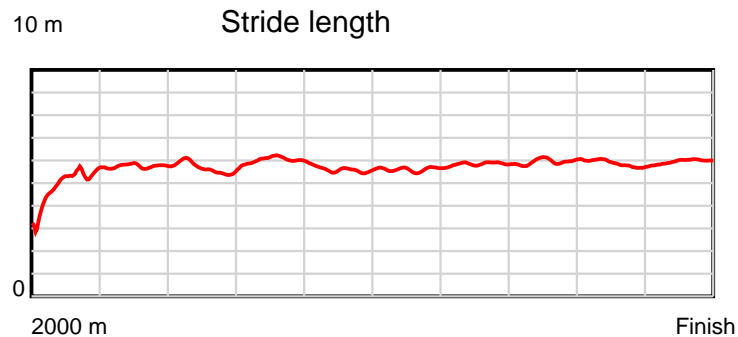
## Disclaimer.

HRNZ and NZMTC and Thoroughbred Ratings Pty Ltd accepts no responsibility for the completeness or accuracy of any of the information contained herein, and makes no representations about its suitability for any particular purpose. Users should make their own judgements about those matters and/or seek independent advice. You assume all risks associated with use of the data provided on this page.

# Race Results

September 28, 2018, Race 10, SPECTATORS - NEW MENU FRIDAY 5th OCTOBER PACE, Distance 2000m, Addington - Survey 3200m

Result	TAB no.	Horse (Barrier)	2000 to	1800m to	1600m to	1400m to	1200m to	1000m to	800m to	600m to	400m to	200m to	Total or	Margin
8th	12	<b>Ohoka Chopper (11)</b>	<b>1800m</b>	<b>1600m</b>	<b>1400m</b>	<b>1200m</b>	<b>1000m</b>	<b>800m</b>	<b>600m</b>	<b>400m</b>	<b>200m</b>	<b>WP</b>	<b>Average</b>	
		Position in running (margin)	-	5(18.5)	5(17.8)	5(13.4)	4(5.8)	4(6.2)	4(6.5)	4(6.8)	4(6.5)	4(7.3)		0.00
		Sectional time (s)	19.65	15.38	15.40	14.50	16.54	15.96	15.42	14.49	14.23	13.89		
		Cumulative time (s)	155.46	135.81	120.43	105.03	90.53	73.99	58.03	42.61	28.12	13.89	2:35.46	
		Speed (m/s)	10.18	13.00	12.99	13.79	12.09	12.53	12.97	13.80	14.05	14.40	12.86	
		Stride length (m)	4.93	5.70	5.61	6.02	5.59	5.68	5.84	5.96	5.80	5.99	5.70	
		Stride duration (s)	0.439	0.438	0.432	0.436	0.462	0.453	0.450	0.432	0.413	0.416	0.443	
		Stride efficiency (%)	37.98	50.75	49.09	56.59	48.84	50.49	53.29	55.56	52.64	56.13	50.69	
		Stride count	40.57	35.10	35.68	33.24	35.77	35.19	34.25	33.54	34.46	33.37	351.17	



Note: Horizontal distance axis grid lines are 200m furlongs.

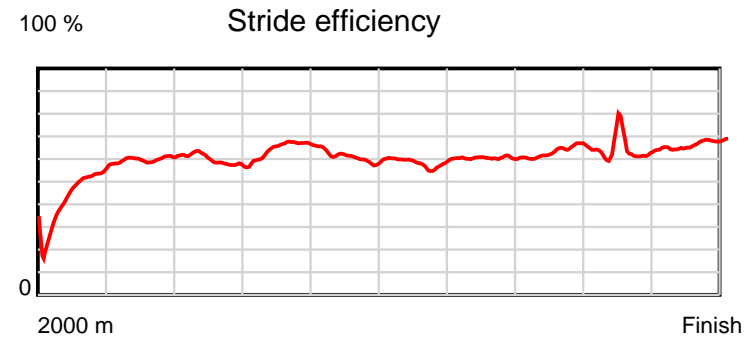
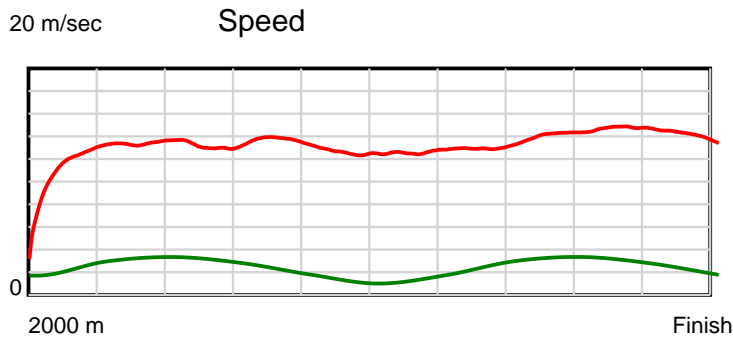
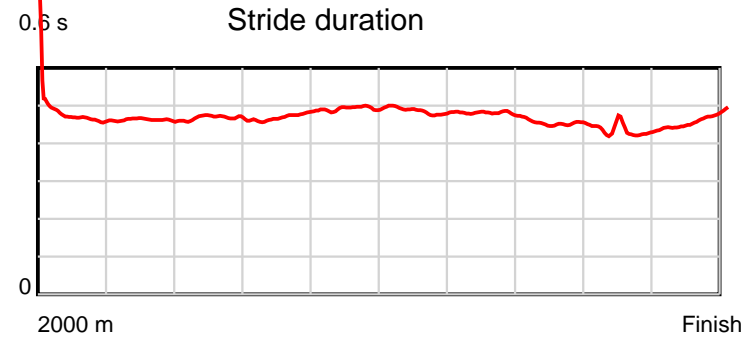
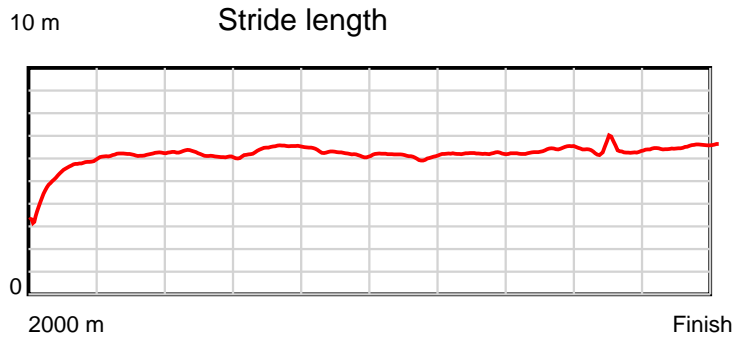
#### Disclaimer.

HRNZ and NZMTC and Thoroughbred Ratings Pty Ltd accepts no responsibility for the completeness or accuracy of any of the information contained herein, and makes no representations about its suitability for any particular purpose. Users should make their own judgements about those matters and/or seek independent advice. You assume all risks associated with use of the data provided on this page.

# Race Results

September 28, 2018, Race 10, SPECTATORS - NEW MENU FRIDAY 5th OCTOBER PACE, Distance 2000m, Addington - Survey 3200m

Result	TAB no.	Horse (Barrier)	2000 to	1800m to	1600m to	1400m to	1200m to	1000m to	800m to	600m to	400m to	200m to	Total or	Margin
9th	11	<b>Billie Jean (10)</b>	<b>1800m</b>	<b>1600m</b>	<b>1400m</b>	<b>1200m</b>	<b>1000m</b>	<b>800m</b>	<b>600m</b>	<b>400m</b>	<b>200m</b>	<b>WP</b>	<b>Average</b>	
		Position in running (margin)	-	1(0.0)	1(0.0)	1(0.0)	1(0.0)	1(0.0)	1(0.0)	1(0.0)	1(0.0)	1(0.0)		0.00
		Sectional time (s)	21.22	15.07	15.36	14.48	16.06	15.81	15.30	14.41	14.23	14.49		
		Cumulative time (s)	156.43	135.21	120.14	104.78	90.30	74.24	58.43	43.13	28.72	14.49	2:36.43	
		Speed (m/s)	9.42	13.27	13.02	13.81	12.45	12.65	13.07	13.88	14.05	13.80	12.79	
		Stride length (m)	5.20	6.13	6.09	6.51	6.14	6.15	6.27	6.28	6.08	6.41	6.10	
		Stride duration (s)	0.477	0.462	0.467	0.471	0.493	0.486	0.480	0.452	0.432	0.465	0.477	
		Stride efficiency (%)	42.27	58.76	57.88	66.13	58.84	59.01	61.41	61.55	57.68	64.28	58.21	
		Stride count	38.46	32.62	32.86	30.74	32.59	32.55	31.90	31.87	32.92	31.18	327.69	



Note: Horizontal distance axis grid lines are 200m furlongs.

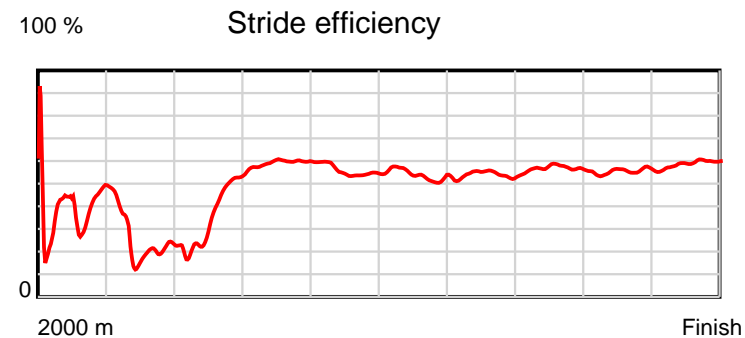
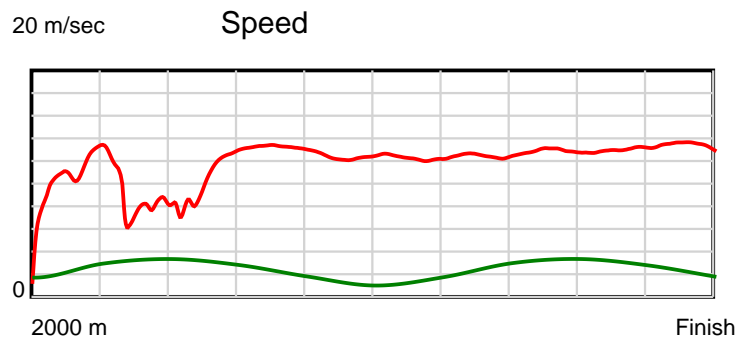
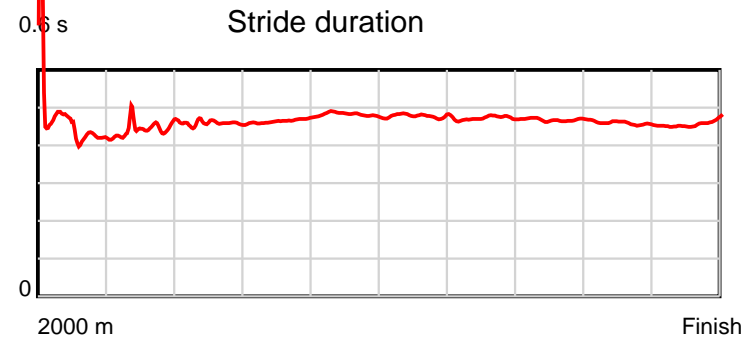
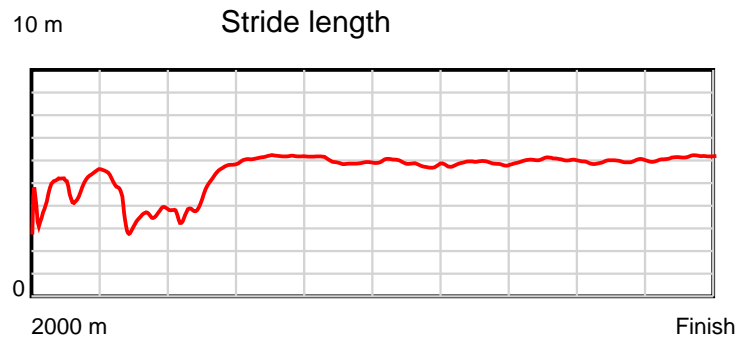
#### Disclaimer.

HRNZ and NZMTC and Thoroughbred Ratings Pty Ltd accepts no responsibility for the completeness or accuracy of any of the information contained herein, and makes no representations about its suitability for any particular purpose. Users should make their own judgements about those matters and/or seek independent advice. You assume all risks associated with use of the data provided on this page.

# Race Results

September 28, 2018, Race 10, SPECTATORS - NEW MENU FRIDAY 5th OCTOBER PACE, Distance 2000m, Addington - Survey 3200m

Result	TAB no.	Horse (Barrier)	2000 to	1800m to	1600m to	1400m to	1200m to	1000m to	800m to	600m to	400m to	200m to	Total or	Margin
10th	4	ltsthefinalcou... (3)	1800m	1600m	1400m	1200m	1000m	800m	600m	400m	200m	WP	Average	
		Position in running (margin)	-	5(18.3)	7(65.1)	7(90.7)	7(86.9)	7(86.3)	7(89.1)	7(93.6)	7(100.4)	7(108.4)		0.00
		Sectional time (s)	19.62	23.28	20.40	15.15	16.37	16.38	16.12	15.67	15.44	14.89		
		Cumulative time (s)	173.32	153.70	130.42	110.02	94.87	78.50	62.12	46.00	30.33	14.89	2:53.32	
		Speed (m/s)	10.20	8.59	9.80	13.20	12.22	12.21	12.41	12.76	12.95	13.43	11.54	
		Stride length (m)	4.53	3.81	4.49	6.15	5.89	5.84	5.85	5.97	5.93	6.16	5.32	
		Stride duration (s)	0.436	0.444	0.458	0.466	0.482	0.478	0.472	0.468	0.458	0.459	0.461	
		Stride efficiency (%)	32.14	22.73	31.50	59.01	54.15	53.31	53.51	55.66	55.02	59.35	44.28	
		Stride count	44.10	52.45	44.55	32.55	33.98	34.24	34.18	33.51	33.71	32.45	375.72	



Note: Horizontal distance axis grid lines are 200m furlongs.

#### Disclaimer.

HRNZ and NZMTC and Thoroughbred Ratings Pty Ltd accepts no responsibility for the completeness or accuracy of any of the information contained herein, and makes no representations about its suitability for any particular purpose. Users should make their own judgements about those matters and/or seek independent advice. You assume all risks associated with use of the data provided on this page.