



## Race Results

NZ Metropolitan Trotting Club Inc, HRNZ, September 28, 2018

Compilation date: October 1, 2018, 11:34:20 AM (NZDT)

Copyright © 2018 HRNZ and NZMTC. All rights reserved.

### Trademarks.

StrideMASTER is a registered trademark of Thoroughbred Ratings Pty Ltd.

### Disclaimer.

HRNZ and NZMTC and Thoroughbred Ratings Pty Ltd accepts no responsibility for the completeness or accuracy of any of the information contained herein, and makes no representations about its suitability for any particular purpose. Users should make their own judgements about those matters and/or seek independent advice. You assume all risks associated with use of the data provided on this page.



# Race Results



September 28, 2018, Race 1, CHRISTCHURCH CASINO PROUD SUPPORTERS OF CUP DAY TROT, Distance 2600m, Addington - Survey 3200m

Result	TAB no.	Horse (Barrier)	2600 to	2400m to
1st	8	<b>Swiss Miss (10)</b>	<b>2400m</b>	<b>2200m</b>
		Position in running (margin)	-	6(6.7)
		Sectional time (s)	18.81	15.99
		Cumulative time (s)	203.37	184.56
		Speed (m/s)	10.63	12.51
		Stride length (m)	5.34	5.72
		Stride duration (s)	0.483	0.457
		Stride efficiency (%)	44.48	51.07
		Stride count	37.49	34.98

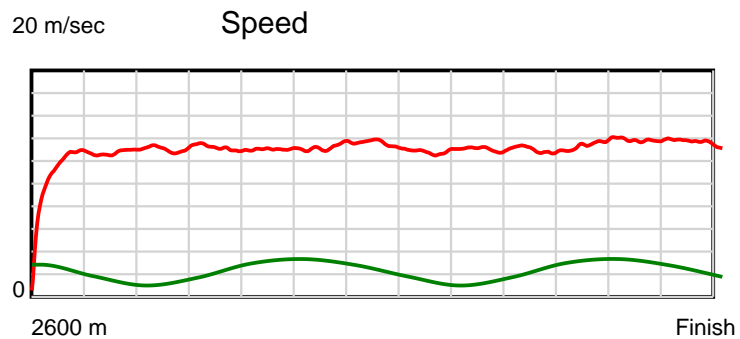
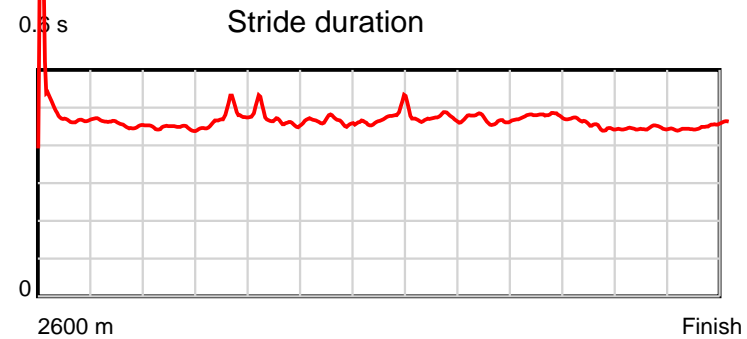
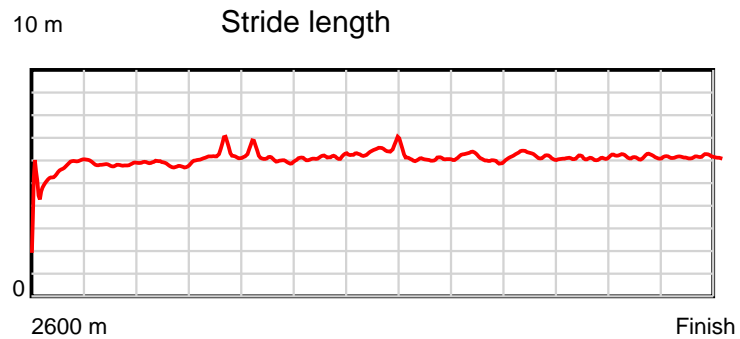
#### Disclaimer.

HRNZ and NZMTC and Thoroughbred Ratings Pty Ltd accepts no responsibility for the completeness or accuracy of any of the information contained herein, and makes no representations about its suitability for any particular purpose. Users should make their own judgements about those matters and/or seek independent advice. You assume all risks associated with use of the data provided on this page.

# Race Results

September 28, 2018, Race 1, CHRISTCHURCH CASINO PROUD SUPPORTERS OF CUP DAY TROT, Distance 2600m, Addington - Survey 3200m

Result	TAB no.	Horse (Barrier)	2200m to	2000m to	1800m to	1600m to	1400m to	1200m to	1000m to	800m to	600m to	400m to	200m to	Total or	Margin
1st	8	Swiss Miss (10)	2000m	1800m	1600m	1400m	1200m	1000m	800m	600m	400m	200m	WP	Average	
		Position in running (margin)	6(8.7)	6(12.0)	6(11.7)	6(10.6)	5(8.6)	5(5.9)	5(5.2)	5(5.7)	6(5.1)	5(3.8)	1(0.0)		0.00
		Sectional time (s)	15.58	15.19	15.58	15.14	14.87	16.00	15.91	15.26	15.24	14.90	14.90		
		Cumulative time (s)	168.57	152.99	137.80	122.22	107.08	92.21	76.21	60.30	45.04	29.80	14.90	3:23.37	
		Speed (m/s)	12.84	13.17	12.84	13.21	13.45	12.50	12.57	13.11	13.12	13.42	13.42	12.78	
		Stride length (m)	5.74	6.24	6.00	6.12	6.39	5.90	5.88	6.26	5.92	5.97	6.06	5.95	
		Stride duration (s)	0.447	0.474	0.468	0.463	0.475	0.472	0.468	0.478	0.451	0.445	0.452	0.466	
		Stride efficiency (%)	51.41	60.86	56.31	58.54	63.81	54.35	54.06	61.29	54.79	55.68	57.48	55.37	
		Stride count	34.87	32.05	33.32	32.68	31.30	33.91	34.00	31.93	33.78	33.50	32.98	436.79	



Note: Horizontal distance axis grid lines are 200m furlongs.

#### Disclaimer.

HRNZ and NZMTC and Thoroughbred Ratings Pty Ltd accepts no responsibility for the completeness or accuracy of any of the information contained herein, and makes no representations about its suitability for any particular purpose. Users should make their own judgements about those matters and/or seek independent advice. You assume all risks associated with use of the data provided on this page.



# Race Results



September 28, 2018, Race 1, CHRISTCHURCH CASINO PROUD SUPPORTERS OF CUP DAY TROT, Distance 2600m, Addington - Survey 3200m

Result	TAB no.	Horse (Barrier)	2600 to	2400m to
2nd	1	<b>Bacardi N Coke (3)</b>	<b>2400m</b>	<b>2200m</b>
		Position in running (margin)	-	1(0.0)
		Sectional time (s)	17.49	15.66
		Cumulative time (s)	204.09	186.60
		Speed (m/s)	11.43	12.77
		Stride length (m)	5.35	6.05
		Stride duration (s)	0.469	0.474
		Stride efficiency (%)	44.74	57.24
		Stride count	37.38	33.05

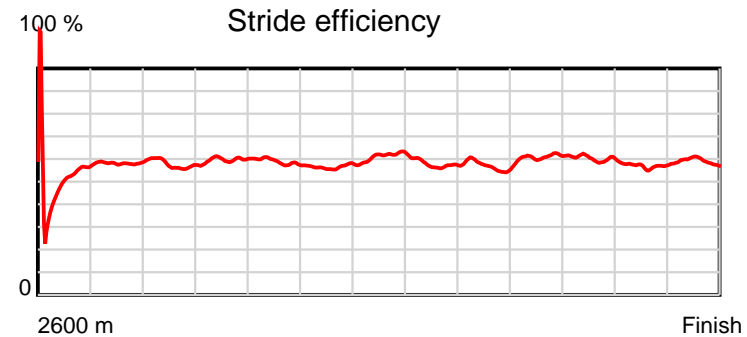
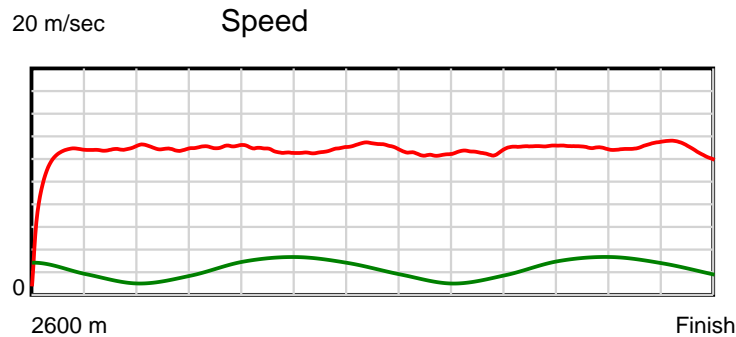
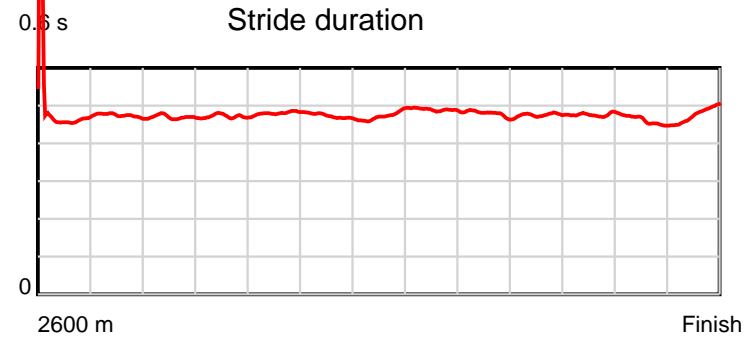
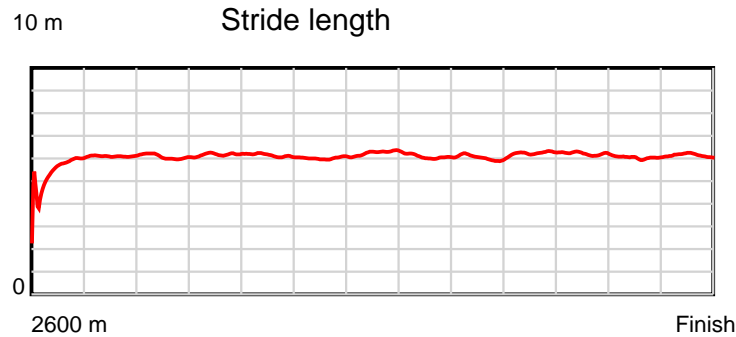
#### Disclaimer.

HRNZ and NZMTC and Thoroughbred Ratings Pty Ltd accepts no responsibility for the completeness or accuracy of any of the information contained herein, and makes no representations about its suitability for any particular purpose. Users should make their own judgements about those matters and/or seek independent advice. You assume all risks associated with use of the data provided on this page.

# Race Results

September 28, 2018, Race 1, CHRISTCHURCH CASINO PROUD SUPPORTERS OF CUP DAY TROT, Distance 2600m, Addington - Survey 3200m

Result	TAB no.	Horse (Barrier)	2200m to	2000m to	1800m to	1600m to	1400m to	1200m to	1000m to	800m to	600m to	400m to	200m to	Total or	Margin
2nd	1	Bacardi N Coke (3)	2000m	1800m	1600m	1400m	1200m	1000m	800m	600m	400m	200m	WP	Average	
		Position in running (margin)	1(0.0)	2(2.9)	2(2.7)	2(1.6)	2(3.3)	2(1.6)	2(2.4)	3(2.7)	2(1.9)	2(1.7)	3(0.3)		3.70
		Sectional time (s)	15.51	15.22	15.57	15.77	15.04	16.24	15.88	15.22	15.44	15.30	15.75		
		Cumulative time (s)	170.94	155.43	140.21	124.64	108.87	93.83	77.59	61.71	46.49	31.05	15.75	3:24.09	
		Speed (m/s)	12.89	13.14	12.85	12.68	13.30	12.32	12.59	13.14	12.95	13.07	12.70	12.74	
		Stride length (m)	6.06	6.19	6.18	5.99	6.30	6.01	6.03	6.25	6.17	6.01	6.10	6.04	
		Stride duration (s)	0.470	0.471	0.481	0.472	0.474	0.488	0.478	0.476	0.476	0.459	0.481	0.474	
		Stride efficiency (%)	57.32	59.95	59.64	56.06	61.98	56.53	56.73	61.08	59.47	56.41	58.23	57.09	
		Stride count	33.02	32.29	32.37	33.39	31.76	33.25	33.19	31.99	32.42	33.29	32.76	430.16	



Note: Horizontal distance axis grid lines are 200m furlongs.

#### Disclaimer.

HRNZ and NZMTC and Thoroughbred Ratings Pty Ltd accepts no responsibility for the completeness or accuracy of any of the information contained herein, and makes no representations about its suitability for any particular purpose. Users should make their own judgements about those matters and/or seek independent advice. You assume all risks associated with use of the data provided on this page.



# Race Results



September 28, 2018, Race 1, CHRISTCHURCH CASINO PROUD SUPPORTERS OF CUP DAY TROT, Distance 2600m, Addington - Survey 3200m

Result	TAB no.	Horse (Barrier)	2600 to	2400m to
3rd	13	Lady Beatrix B... (1)	2400m	2200m
		Position in running (margin)	-	5(5.2)
		Sectional time (s)	18.34	14.80
		Cumulative time (s)	204.44	186.10
		Speed (m/s)	10.90	13.51
		Stride length (m)	5.69	6.16
		Stride duration (s)	0.451	0.456
		Stride efficiency (%)	50.63	59.29
		Stride count	35.14	32.47

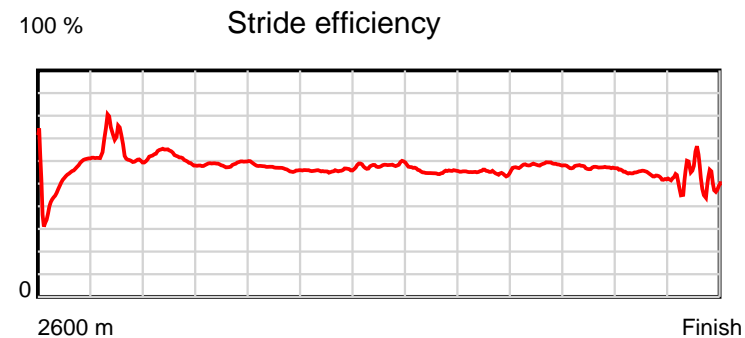
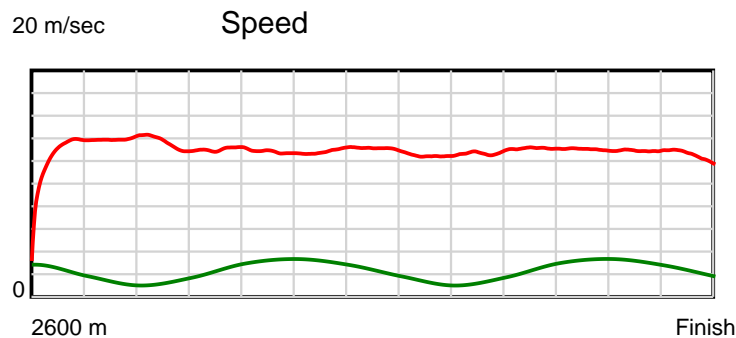
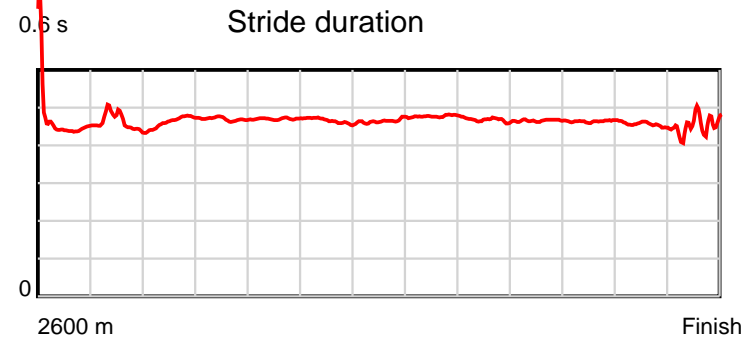
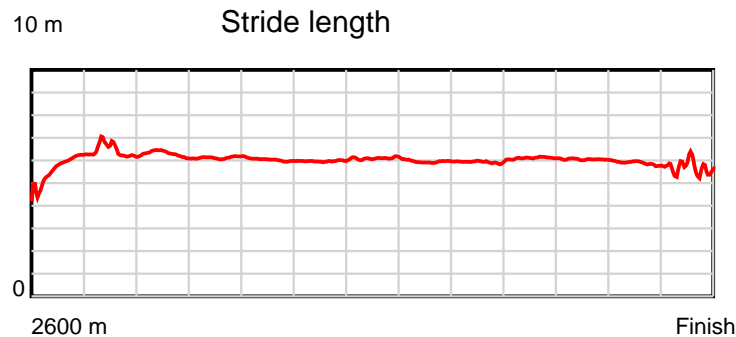
#### Disclaimer.

HRNZ and NZMTC and Thoroughbred Ratings Pty Ltd accepts no responsibility for the completeness or accuracy of any of the information contained herein, and makes no representations about its suitability for any particular purpose. Users should make their own judgements about those matters and/or seek independent advice. You assume all risks associated with use of the data provided on this page.

# Race Results

September 28, 2018, Race 1, CHRISTCHURCH CASINO PROUD SUPPORTERS OF CUP DAY TROT, Distance 2600m, Addington - Survey 3200m

Result	TAB no.	Horse (Barrier)	2200m to	2000m to	1800m to	1600m to	1400m to	1200m to	1000m to	800m to	600m to	400m to	200m to	Total or	Margin
3rd	13	Lady Beatrix B... (1)	2000m	1800m	1600m	1400m	1200m	1000m	800m	600m	400m	200m	WP	Average	
		Position in running (margin)	2(0.1)	1(0.0)	1(0.0)	1(0.0)	1(0.0)	1(0.0)	1(0.0)	1(0.0)	1(0.0)	1(0.0)	2(0.2)		5.50
		Sectional time (s)	15.02	15.26	15.75	15.48	15.32	16.11	15.83	15.36	15.47	15.56	16.14		
		Cumulative time (s)	171.30	156.28	141.02	125.27	109.79	94.47	78.36	62.53	47.17	31.70	16.14	3:24.44	
		Speed (m/s)	13.32	13.11	12.70	12.92	13.05	12.41	12.63	13.02	12.93	12.85	12.39	12.72	
		Stride length (m)	6.19	6.15	5.98	6.00	6.07	5.92	5.90	6.06	5.99	5.81	5.53	5.95	
		Stride duration (s)	0.465	0.469	0.471	0.464	0.465	0.477	0.467	0.465	0.463	0.452	0.447	0.468	
		Stride efficiency (%)	59.85	59.13	55.82	56.25	57.67	54.73	54.31	57.41	56.11	52.71	47.84	55.36	
		Stride count	32.32	32.51	33.46	33.34	32.92	33.79	33.92	33.00	33.38	34.44	36.15	436.84	



Note: Horizontal distance axis grid lines are 200m furlongs.

#### Disclaimer.

HRNZ and NZMTC and Thoroughbred Ratings Pty Ltd accepts no responsibility for the completeness or accuracy of any of the information contained herein, and makes no representations about its suitability for any particular purpose. Users should make their own judgements about those matters and/or seek independent advice. You assume all risks associated with use of the data provided on this page.



# Race Results



September 28, 2018, Race 1, CHRISTCHURCH CASINO PROUD SUPPORTERS OF CUP DAY TROT, Distance 2600m, Addington - Survey 3200m

Result	TAB no.	Horse (Barrier)	2600 to	2400m to
4th	5	<b>Gil Favor (7)</b>	<b>2400m</b>	<b>2200m</b>
		Position in running (margin)	-	8(15.5)
		Sectional time (s)	20.20	15.76
		Cumulative time (s)	204.52	184.32
		Speed (m/s)	9.90	12.69
		Stride length (m)	4.55	5.73
		Stride duration (s)	0.448	0.451
		Stride efficiency (%)	32.40	51.30
		Stride count	43.92	34.91

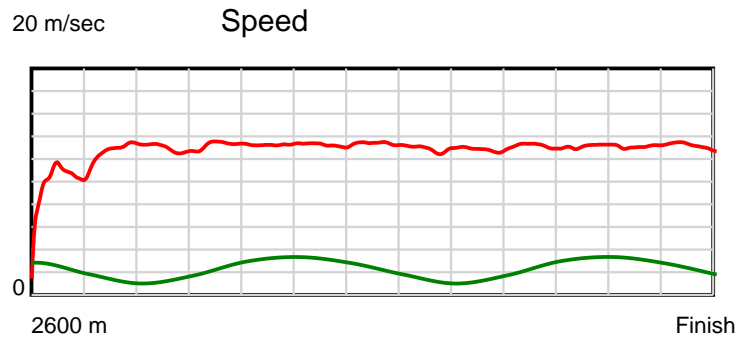
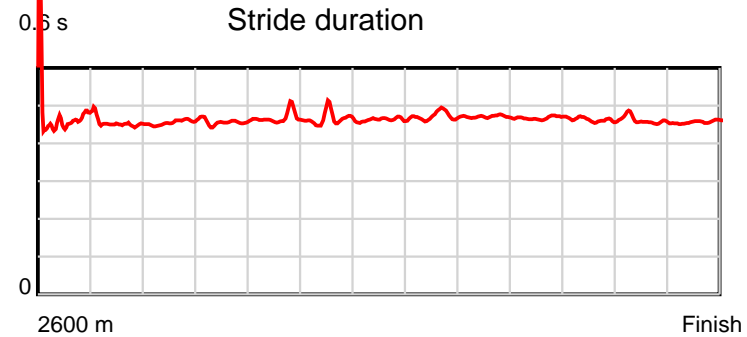
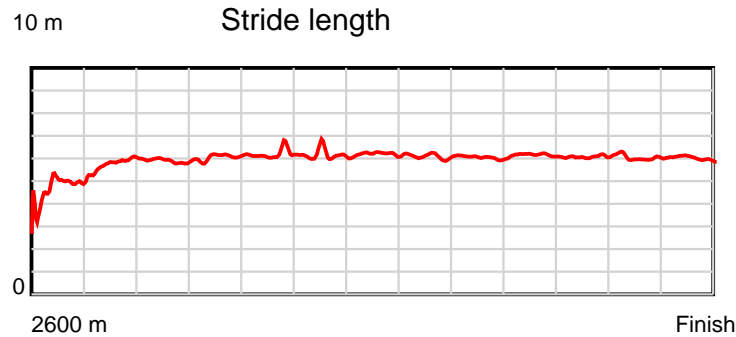
#### Disclaimer.

HRNZ and NZMTC and Thoroughbred Ratings Pty Ltd accepts no responsibility for the completeness or accuracy of any of the information contained herein, and makes no representations about its suitability for any particular purpose. Users should make their own judgements about those matters and/or seek independent advice. You assume all risks associated with use of the data provided on this page.

# Race Results

September 28, 2018, Race 1, CHRISTCHURCH CASINO PROUD SUPPORTERS OF CUP DAY TROT, Distance 2600m, Addington - Survey 3200m

Result	TAB no.	Horse (Barrier)	2200m to	2000m to	1800m to	1600m to	1400m to	1200m to	1000m to	800m to	600m to	400m to	200m to	Total or	Margin
4th	5	<b>Gil Favor (7)</b>	<b>2000m</b>	<b>1800m</b>	<b>1600m</b>	<b>1400m</b>	<b>1200m</b>	<b>1000m</b>	<b>800m</b>	<b>600m</b>	<b>400m</b>	<b>200m</b>	<b>WP</b>	<b>Average</b>	
		Position in running (margin)	8(16.1)	8(18.7)	9(17.7)	8(13.6)	8(11.5)	7(9.0)	6(7.0)	6(6.8)	7(6.0)	6(5.2)	5(5.5)		5.90
		Sectional time (s)	15.47	15.09	15.07	15.14	14.89	15.78	15.80	15.22	15.34	15.59	15.17		
		Cumulative time (s)	168.56	153.09	138.00	122.93	107.79	92.90	77.12	61.32	46.10	30.76	15.17	3:24.52	
		Speed (m/s)	12.93	13.25	13.27	13.21	13.43	12.67	12.66	13.14	13.04	12.83	13.18	12.71	
		Stride length (m)	5.89	6.05	6.18	6.12	6.21	5.99	5.95	6.14	6.01	5.90	6.03	5.87	
		Stride duration (s)	0.456	0.456	0.466	0.464	0.462	0.472	0.470	0.468	0.461	0.460	0.457	0.462	
		Stride efficiency (%)	54.26	57.20	59.73	58.62	60.17	55.98	55.33	59.00	56.50	54.42	56.80	53.84	
		Stride count	33.94	33.06	32.35	32.65	32.23	33.41	33.61	32.55	33.26	33.89	33.17	442.95	



Note: Horizontal distance axis grid lines are 200m furlongs.

#### Disclaimer.

HRNZ and NZMTC and Thoroughbred Ratings Pty Ltd accepts no responsibility for the completeness or accuracy of any of the information contained herein, and makes no representations about its suitability for any particular purpose. Users should make their own judgements about those matters and/or seek independent advice. You assume all risks associated with use of the data provided on this page.



# Race Results



September 28, 2018, Race 1, CHRISTCHURCH CASINO PROUD SUPPORTERS OF CUP DAY TROT, Distance 2600m, Addington - Survey 3200m

Result	TAB no.	Horse (Barrier)	2600 to	2400m to
5th	11	<b>The Rev (2)</b>	<b>2400m</b>	<b>2200m</b>
		Position in running (margin)	-	7(13.1)
		Sectional time (s)	19.76	15.82
		Cumulative time (s)	204.54	184.78
		Speed (m/s)	10.12	12.64
		Stride length (m)	5.17	5.50
		Stride duration (s)	0.454	0.435
		Stride efficiency (%)	41.72	47.32
		Stride count	38.71	36.35

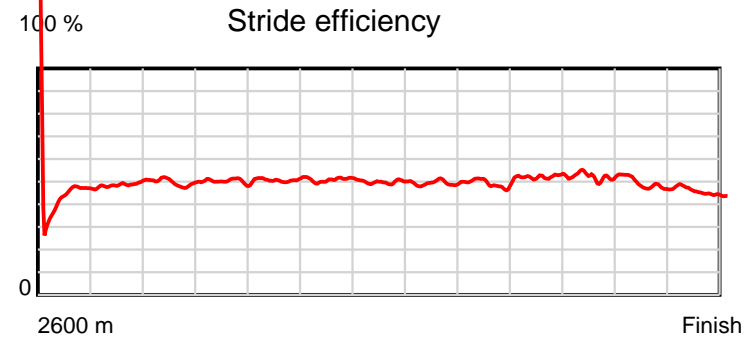
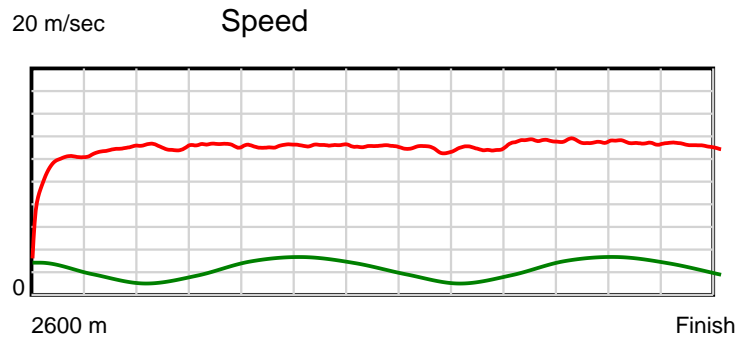
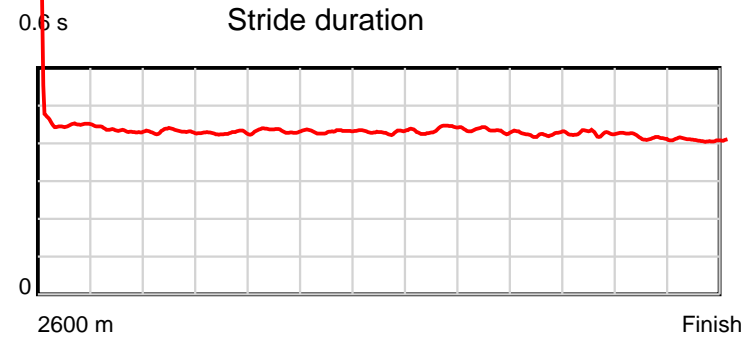
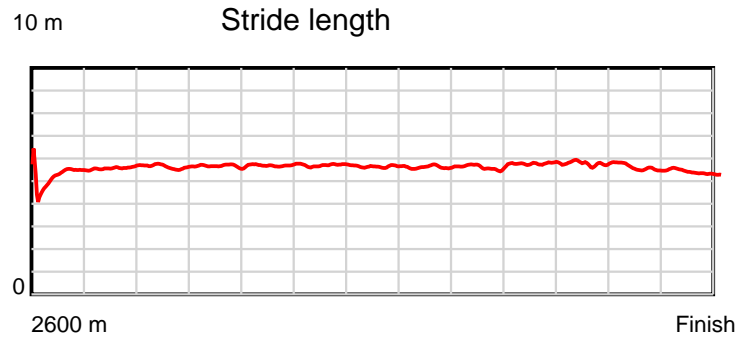
#### Disclaimer.

HRNZ and NZMTC and Thoroughbred Ratings Pty Ltd accepts no responsibility for the completeness or accuracy of any of the information contained herein, and makes no representations about its suitability for any particular purpose. Users should make their own judgements about those matters and/or seek independent advice. You assume all risks associated with use of the data provided on this page.

# Race Results

September 28, 2018, Race 1, CHRISTCHURCH CASINO PROUD SUPPORTERS OF CUP DAY TROT, Distance 2600m, Addington - Survey 3200m

Result	TAB no.	Horse (Barrier)	2200m to	2000m to	1800m to	1600m to	1400m to	1200m to	1000m to	800m to	600m to	400m to	200m to	Total or	Margin
5th	11	The Rev (2)	2000m	1800m	1600m	1400m	1200m	1000m	800m	600m	400m	200m	WP	Average	
		Position in running (margin)	7(14.0)	7(16.8)	7(16.1)	9(14.8)	9(14.5)	9(14.2)	9(12.4)	9(11.7)	9(8.0)	9(6.8)	6(5.6)		6.00
		Sectional time (s)	15.50	15.14	15.52	15.44	15.26	15.82	15.71	14.74	15.27	15.32	15.24		
		Cumulative time (s)	168.96	153.46	138.32	122.80	107.36	92.10	76.28	60.57	45.83	30.56	15.24	3:24.54	
		Speed (m/s)	12.90	13.21	12.89	12.95	13.11	12.64	12.73	13.57	13.10	13.05	13.12	12.71	
		Stride length (m)	5.57	5.65	5.59	5.59	5.64	5.52	5.53	5.75	5.59	5.42	5.36	5.52	
		Stride duration (s)	0.432	0.428	0.434	0.432	0.430	0.437	0.434	0.424	0.427	0.415	0.408	0.435	
		Stride efficiency (%)	48.45	49.86	48.85	48.85	49.71	47.63	47.77	51.60	48.81	45.83	44.90	47.69	
		Stride count	35.92	35.41	35.77	35.77	35.46	36.23	36.17	34.80	35.79	36.93	37.31	470.62	



Note: Horizontal distance axis grid lines are 200m furlongs.

#### Disclaimer.

HRNZ and NZMTC and Thoroughbred Ratings Pty Ltd accepts no responsibility for the completeness or accuracy of any of the information contained herein, and makes no representations about its suitability for any particular purpose. Users should make their own judgements about those matters and/or seek independent advice. You assume all risks associated with use of the data provided on this page.



# Race Results



September 28, 2018, Race 1, CHRISTCHURCH CASINO PROUD SUPPORTERS OF CUP DAY TROT, Distance 2600m, Addington - Survey 3200m

Result	TAB no.	Horse (Barrier)	2600 to	2400m to
6th	9	<b>Spurred By Suc... (11)</b>	<b>2400m</b>	<b>2200m</b>
		Position in running (margin)	-	2(1.6)
		Sectional time (s)	17.63	15.91
		Cumulative time (s)	204.80	187.17
		Speed (m/s)	11.34	12.57
		Stride length (m)	5.49	5.79
		Stride duration (s)	0.480	0.461
		Stride efficiency (%)	47.10	52.45
		Stride count	36.43	34.52

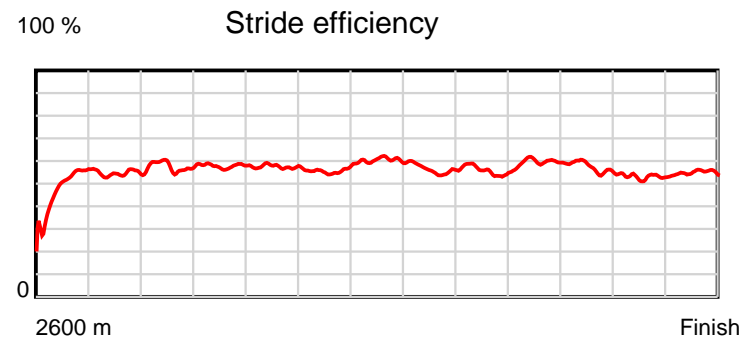
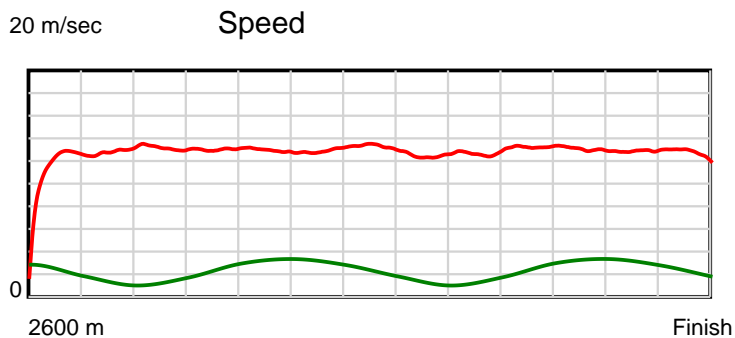
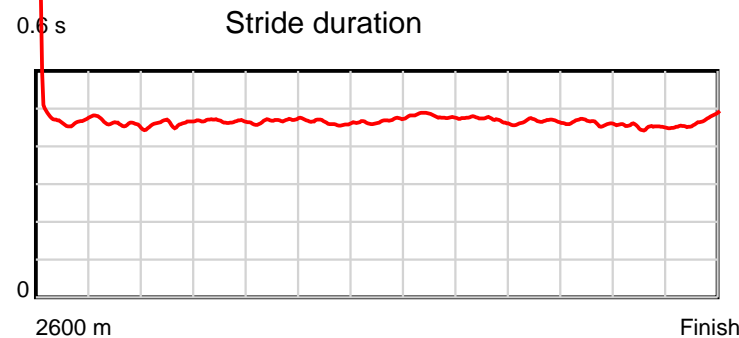
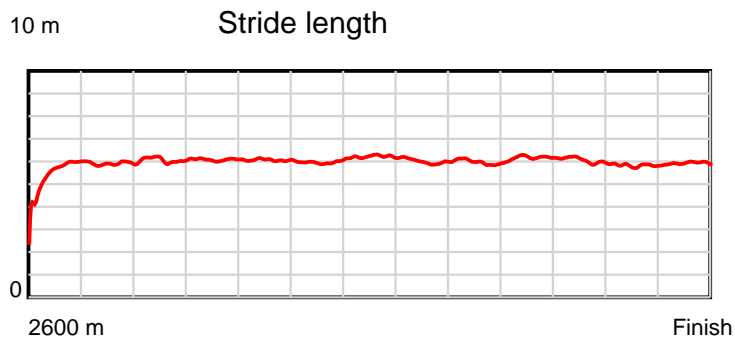
#### Disclaimer.

HRNZ and NZMTC and Thoroughbred Ratings Pty Ltd accepts no responsibility for the completeness or accuracy of any of the information contained herein, and makes no representations about its suitability for any particular purpose. Users should make their own judgements about those matters and/or seek independent advice. You assume all risks associated with use of the data provided on this page.

# Race Results

September 28, 2018, Race 1, CHRISTCHURCH CASINO PROUD SUPPORTERS OF CUP DAY TROT, Distance 2600m, Addington - Survey 3200m

Result	TAB no.	Horse (Barrier)	2200m to	2000m to	1800m to	1600m to	1400m to	1200m to	1000m to	800m to	600m to	400m to	200m to	Total or	Margin
6th	9	Spurred By Suc... (11)	2000m	1800m	1600m	1400m	1200m	1000m	800m	600m	400m	200m	WP	Average	
		Position in running (margin)	3(3.2)	3(4.7)	3(5.6)	3(4.2)	4(5.7)	4(4.3)	4(4.4)	4(5.1)	4(4.0)	3(3.2)	4(3.9)		7.40
		Sectional time (s)	15.29	15.40	15.51	15.74	15.09	16.12	15.94	15.18	15.33	15.64	16.02		
		Cumulative time (s)	171.26	155.97	140.57	125.06	109.32	94.23	78.11	62.17	46.99	31.66	16.02	3:24.80	
		Speed (m/s)	13.08	12.99	12.89	12.71	13.25	12.41	12.55	13.18	13.05	12.79	12.48	12.70	
		Stride length (m)	6.04	6.06	6.03	5.88	6.20	5.96	5.90	6.14	6.04	5.78	5.84	5.93	
		Stride duration (s)	0.461	0.467	0.468	0.463	0.468	0.480	0.471	0.466	0.463	0.452	0.468	0.467	
		Stride efficiency (%)	56.93	57.41	56.83	54.01	60.15	55.45	54.47	58.90	56.95	52.23	53.36	54.94	
		Stride count	33.14	33.00	33.16	34.02	32.24	33.58	33.88	32.58	33.13	34.59	34.23	438.50	



Note: Horizontal distance axis grid lines are 200m furlongs.

#### Disclaimer.

HRNZ and NZMTC and Thoroughbred Ratings Pty Ltd accepts no responsibility for the completeness or accuracy of any of the information contained herein, and makes no representations about its suitability for any particular purpose. Users should make their own judgements about those matters and/or seek independent advice. You assume all risks associated with use of the data provided on this page.



# Race Results



September 28, 2018, Race 1, CHRISTCHURCH CASINO PROUD SUPPORTERS OF CUP DAY TROT, Distance 2600m, Addington - Survey 3200m

Result	TAB no.	Horse (Barrier)	2600 to	2400m to
7th	6	Lovey Dovey Mo... (8)	2400m	2200m
		Position in running (margin)	-	9(16.9)
		Sectional time (s)	20.50	15.77
		Cumulative time (s)	205.58	185.08
		Speed (m/s)	9.76	12.68
		Stride length (m)	5.72	6.15
		Stride duration (s)	0.542	0.485
		Stride efficiency (%)	51.05	59.07
		Stride count	34.99	32.53

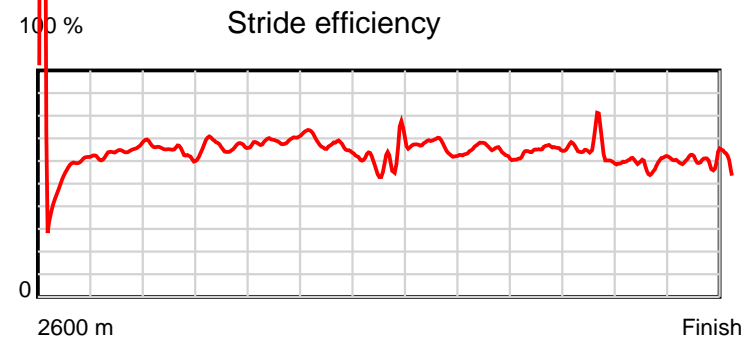
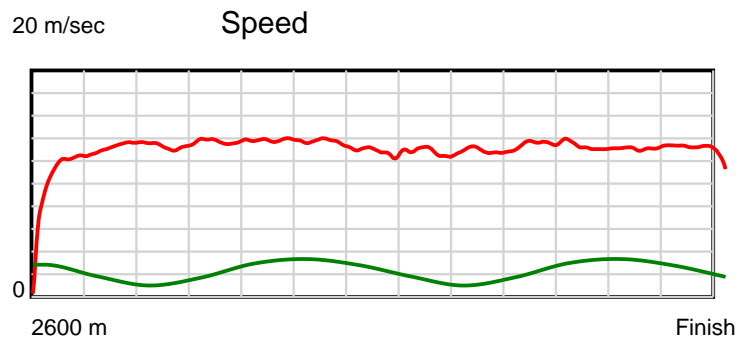
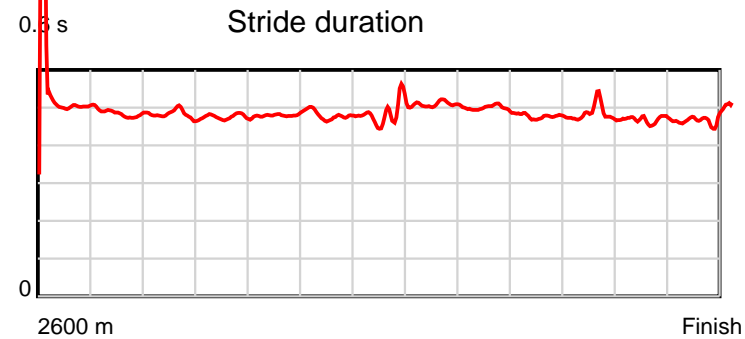
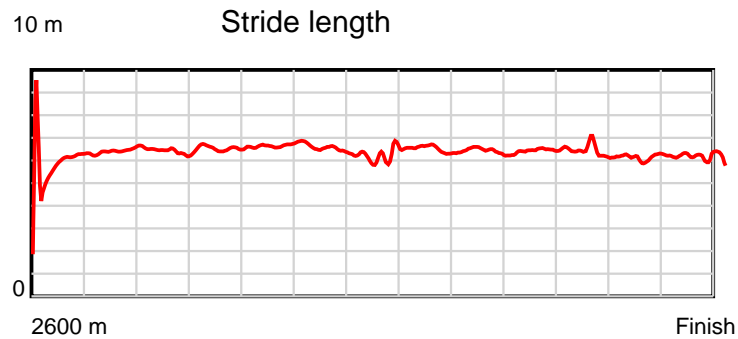
#### Disclaimer.

HRNZ and NZMTC and Thoroughbred Ratings Pty Ltd accepts no responsibility for the completeness or accuracy of any of the information contained herein, and makes no representations about its suitability for any particular purpose. Users should make their own judgements about those matters and/or seek independent advice. You assume all risks associated with use of the data provided on this page.

# Race Results

September 28, 2018, Race 1, CHRISTCHURCH CASINO PROUD SUPPORTERS OF CUP DAY TROT, Distance 2600m, Addington - Survey 3200m

Result	TAB no.	Horse (Barrier)	2200m to	2000m to	1800m to	1600m to	1400m to	1200m to	1000m to	800m to	600m to	400m to	200m to	Total or	Margin
7th	6	Lovey Dovey Mo... (8)	2000m	1800m	1600m	1400m	1200m	1000m	800m	600m	400m	200m	WP	Average	
		Position in running (margin)	9(17.6)	9(20.6)	8(16.9)	7(12.2)	7(9.6)	8(11.4)	8(9.5)	8(8.9)	5(4.4)	7(6.6)	9(8.8)		11.30
		Sectional time (s)	15.53	14.64	14.98	15.04	15.61	15.79	15.74	14.60	15.84	15.90	15.64		
		Cumulative time (s)	169.31	153.78	139.14	124.16	109.12	93.51	77.72	61.98	47.38	31.54	15.64	3:25.58	
		Speed (m/s)	12.88	13.66	13.35	13.30	12.81	12.67	12.71	13.70	12.63	12.58	12.79	12.65	
		Stride length (m)	6.18	6.50	6.44	6.34	6.21	6.43	6.29	6.52	6.07	5.86	6.04	6.20	
		Stride duration (s)	0.480	0.476	0.482	0.477	0.485	0.508	0.495	0.476	0.481	0.466	0.472	0.490	
		Stride efficiency (%)	59.70	66.03	64.77	62.87	60.21	64.57	61.85	66.35	57.61	53.64	56.95	60.10	
		Stride count	32.36	30.77	31.06	31.53	32.22	31.11	31.79	30.69	32.94	34.14	33.13	419.26	



Note: Horizontal distance axis grid lines are 200m furlongs.

#### Disclaimer.

HRNZ and NZMTC and Thoroughbred Ratings Pty Ltd accepts no responsibility for the completeness or accuracy of any of the information contained herein, and makes no representations about its suitability for any particular purpose. Users should make their own judgements about those matters and/or seek independent advice. You assume all risks associated with use of the data provided on this page.



# Race Results



September 28, 2018, Race 1, CHRISTCHURCH CASINO PROUD SUPPORTERS OF CUP DAY TROT, Distance 2600m, Addington - Survey 3200m

Result	TAB no.	Horse (Barrier)	2600 to	2400m to
8th	4	Sunrise Spur (6)	2400m	2200m
		Position in running (margin)	-	3(2.9)
		Sectional time (s)	18.30	15.81
		Cumulative time (s)	206.95	188.65
		Speed (m/s)	10.93	12.65
		Stride length (m)	5.27	5.74
		Stride duration (s)	0.478	0.454
		Stride efficiency (%)	43.33	51.54
		Stride count	37.98	34.82

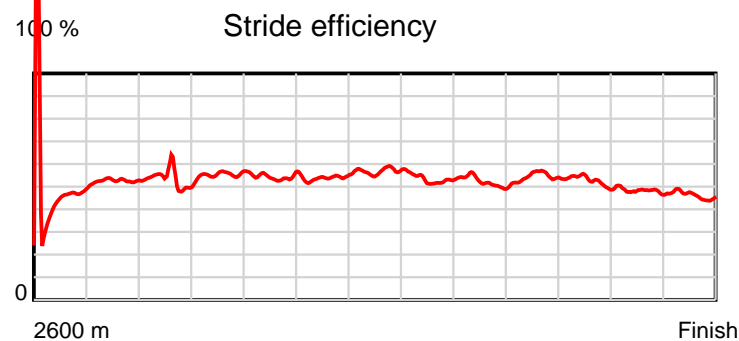
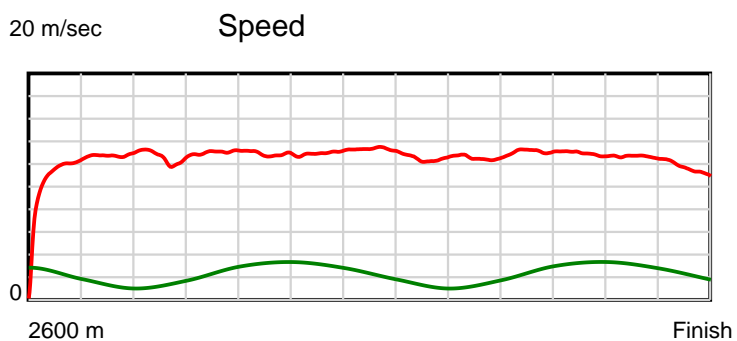
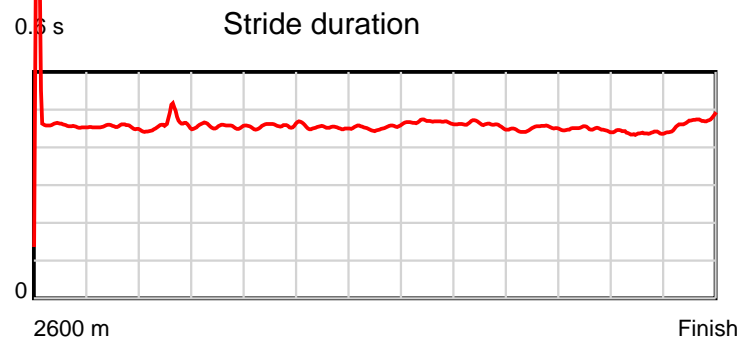
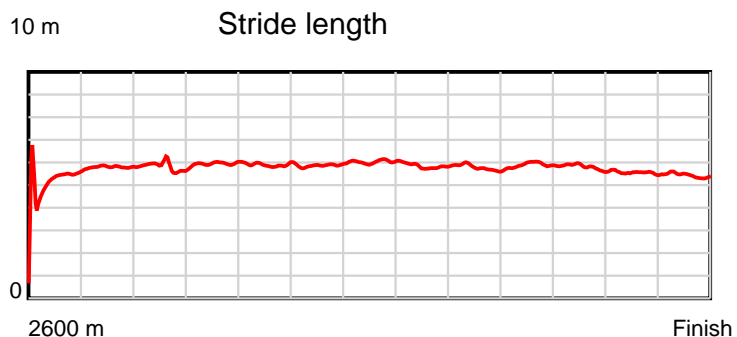
#### Disclaimer.

HRNZ and NZMTC and Thoroughbred Ratings Pty Ltd accepts no responsibility for the completeness or accuracy of any of the information contained herein, and makes no representations about its suitability for any particular purpose. Users should make their own judgements about those matters and/or seek independent advice. You assume all risks associated with use of the data provided on this page.

# Race Results

September 28, 2018, Race 1, CHRISTCHURCH CASINO PROUD SUPPORTERS OF CUP DAY TROT, Distance 2600m, Addington - Survey 3200m

Result	TAB no.	Horse (Barrier)	2200m to	2000m to	1800m to	1600m to	1400m to	1200m to	1000m to	800m to	600m to	400m to	200m to	Total or	Margin
8th	4	Sunrise Spur (6)	2000m	1800m	1600m	1400m	1200m	1000m	800m	600m	400m	200m	WP	Average	
		Position in running (margin)	4(3.8)	5(8.9)	5(9.8)	5(8.6)	6(9.1)	6(7.0)	7(7.2)	7(8.6)	8(7.8)	8(6.8)	8(7.5)		18.30
		Sectional time (s)	15.89	15.40	15.56	15.56	14.97	16.14	16.06	15.22	15.31	15.66	17.07		
		Cumulative time (s)	172.84	156.95	141.55	125.99	110.43	95.46	79.32	63.26	48.04	32.73	17.07	3:26.95	
		Speed (m/s)	12.59	12.99	12.85	12.85	13.36	12.39	12.45	13.14	13.06	12.77	11.72	12.56	
		Stride length (m)	5.79	5.93	5.88	5.81	6.06	5.79	5.73	5.91	5.85	5.60	5.50	5.75	
		Stride duration (s)	0.460	0.457	0.458	0.452	0.454	0.467	0.460	0.450	0.448	0.438	0.469	0.458	
		Stride efficiency (%)	52.36	54.96	54.07	52.83	57.41	52.35	51.27	54.52	53.54	48.97	47.23	51.69	
		Stride count	34.55	33.72	34.00	34.40	33.00	34.55	34.92	33.86	34.17	35.73	36.38	452.08	



Note: Horizontal distance axis grid lines are 200m furlongs.

#### Disclaimer.

HRNZ and NZMTC and Thoroughbred Ratings Pty Ltd accepts no responsibility for the completeness or accuracy of any of the information contained herein, and makes no representations about its suitability for any particular purpose. Users should make their own judgements about those matters and/or seek independent advice. You assume all risks associated with use of the data provided on this page.



# Race Results



September 28, 2018, Race 1, CHRISTCHURCH CASINO PROUD SUPPORTERS OF CUP DAY TROT, Distance 2600m, Addington - Survey 3200m

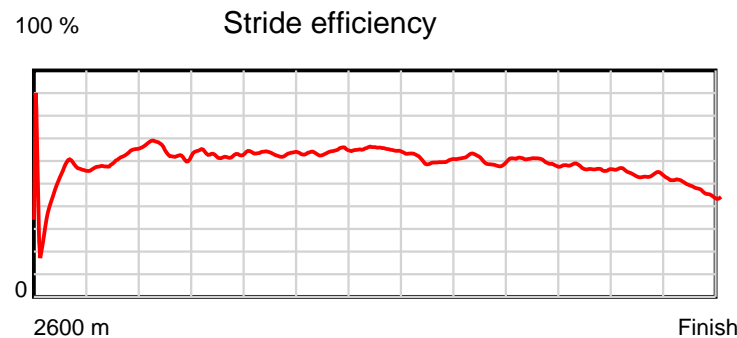
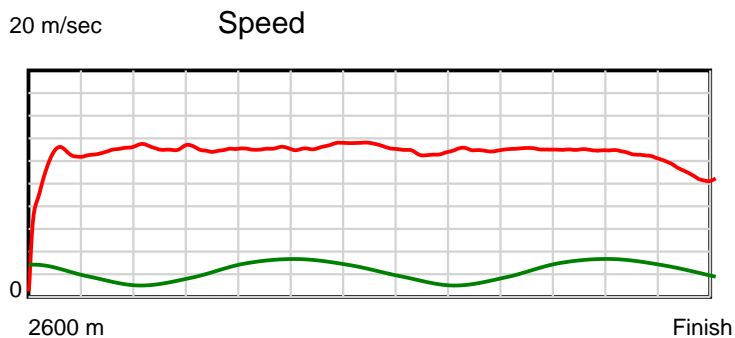
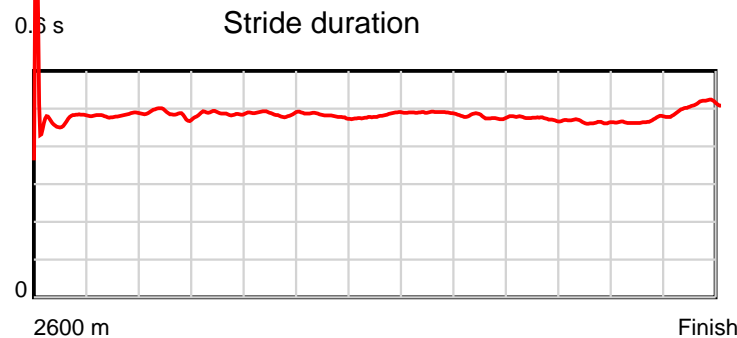
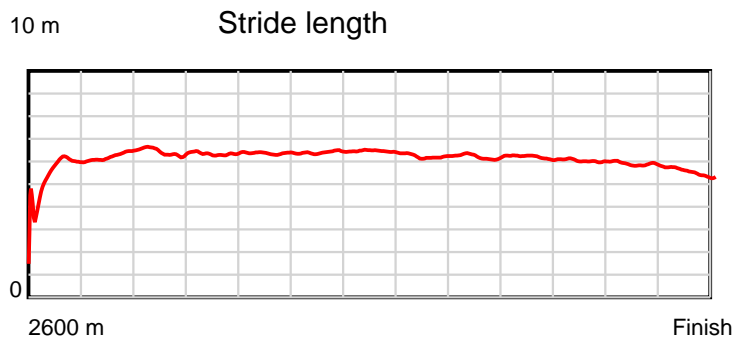
Result	TAB no.	Horse (Barrier)	2600 to	2400m to
9th	7	<b>Tehoro Tease (9)</b>	<b>2400m</b>	<b>2200m</b>
		Position in running (margin)	-	4(4.6)
		Sectional time (s)	18.21	15.73
		Cumulative time (s)	208.04	189.83
		Speed (m/s)	10.98	12.71
		Stride length (m)	5.31	6.14
		Stride duration (s)	0.472	0.483
		Stride efficiency (%)	44.10	58.84
		Stride count	37.65	32.59

#### Disclaimer.

HRNZ and NZMTC and Thoroughbred Ratings Pty Ltd accepts no responsibility for the completeness or accuracy of any of the information contained herein, and makes no representations about its suitability for any particular purpose. Users should make their own judgements about those matters and/or seek independent advice. You assume all risks associated with use of the data provided on this page.

September 28, 2018, Race 1, CHRISTCHURCH CASINO PROUD SUPPORTERS OF CUP DAY TROT, Distance 2600m, Addington - Survey 3200m

Result	TAB no.	Horse (Barrier)	2200m to	2000m to	1800m to	1600m to	1400m to	1200m to	1000m to	800m to	600m to	400m to	200m to	Total or	Margin
9th	7	<b>Tehoro Tease (9)</b>	<b>2000m</b>	<b>1800m</b>	<b>1600m</b>	<b>1400m</b>	<b>1200m</b>	<b>1000m</b>	<b>800m</b>	<b>600m</b>	<b>400m</b>	<b>200m</b>	<b>WP</b>	<b>Average</b>	
		Position in running (margin)	5(5.0)	4(6.6)	4(7.7)	4(6.0)	3(5.7)	3(3.7)	3(2.9)	2(1.9)	3(2.0)	4(3.3)	7(7.2)		24.00
		Sectional time (s)	15.30	15.44	15.47	15.41	15.00	15.98	15.66	15.37	15.68	16.19	18.60		
		Cumulative time (s)	174.10	158.80	143.36	127.89	112.48	97.48	81.50	65.84	50.47	34.79	18.60	3:28.04	
		Speed (m/s)	13.07	12.95	12.93	12.98	13.33	12.52	12.77	13.01	12.76	12.35	10.75	12.50	
		Stride length (m)	6.36	6.32	6.29	6.24	6.43	6.12	6.11	6.16	5.92	5.80	5.48	6.03	
		Stride duration (s)	0.487	0.488	0.486	0.481	0.482	0.489	0.478	0.473	0.464	0.470	0.510	0.483	
		Stride efficiency (%)	63.19	62.36	61.78	60.84	64.64	58.49	58.35	59.28	54.80	52.64	46.98	56.89	
		Stride count	31.45	31.66	31.81	32.05	31.10	32.69	32.73	32.47	33.77	34.46	36.47	430.90	



Note: Horizontal distance axis grid lines are 200m furlongs.

#### Disclaimer.

HRNZ and NZMTC and Thoroughbred Ratings Pty Ltd accepts no responsibility for the completeness or accuracy of any of the information contained herein, and makes no representations about its suitability for any particular purpose. Users should make their own judgements about those matters and/or seek independent advice. You assume all risks associated with use of the data provided on this page.



# Race Results



September 28, 2018, Race 1, CHRISTCHURCH CASINO PROUD SUPPORTERS OF CUP DAY TROT, Distance 2600m, Addington - Survey 3200m

Result	TAB no.	Horse (Barrier)	2600 to	2400m to
10th	3	<b>Gold Chain (5)</b>	<b>2400m</b>	<b>2200m</b>
		Position in running (margin)	-	10(19.9)
		Sectional time (s)	20.69	16.94
		Cumulative time (s)	208.16	187.47
		Speed (m/s)	9.67	11.81
		Stride length (m)	5.06	6.05
		Stride duration (s)	0.515	0.512
		Stride efficiency (%)	40.00	57.18
		Stride count	39.53	33.06

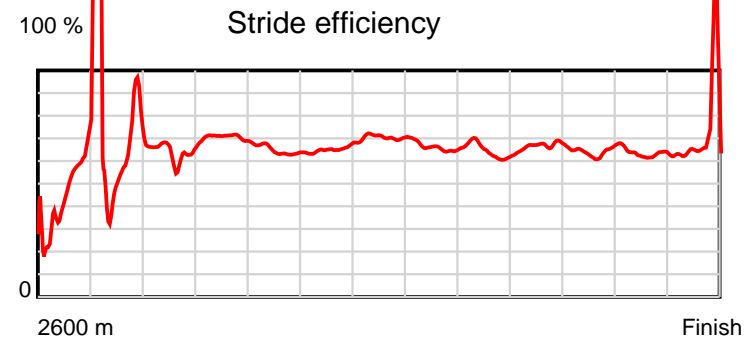
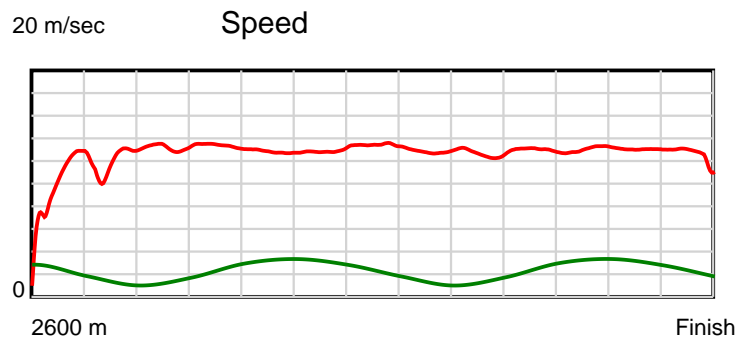
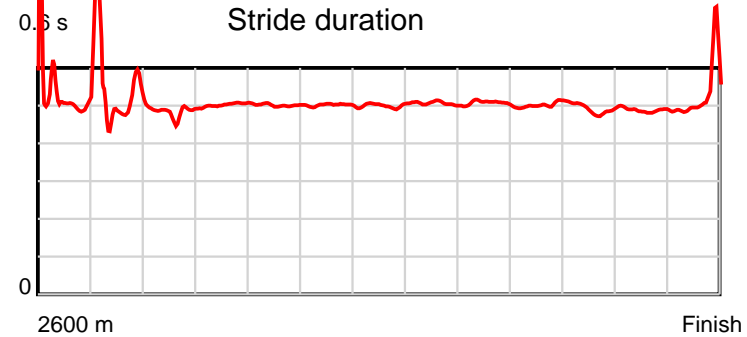
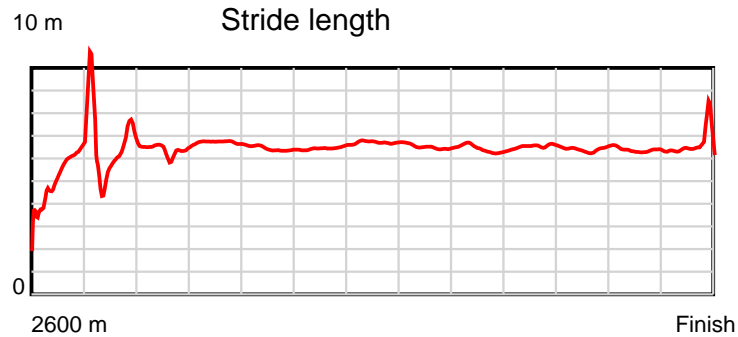
#### Disclaimer.

HRNZ and NZMTC and Thoroughbred Ratings Pty Ltd accepts no responsibility for the completeness or accuracy of any of the information contained herein, and makes no representations about its suitability for any particular purpose. Users should make their own judgements about those matters and/or seek independent advice. You assume all risks associated with use of the data provided on this page.

# Race Results

September 28, 2018, Race 1, CHRISTCHURCH CASINO PROUD SUPPORTERS OF CUP DAY TROT, Distance 2600m, Addington - Survey 3200m

Result	TAB no.	Horse (Barrier)	2200m to	2000m to	1800m to	1600m to	1400m to	1200m to	1000m to	800m to	600m to	400m to	200m to	Total or	Margin
10th	3	<b>Gold Chain (5)</b>	<b>2000m</b>	<b>1800m</b>	<b>1600m</b>	<b>1400m</b>	<b>1200m</b>	<b>1000m</b>	<b>800m</b>	<b>600m</b>	<b>400m</b>	<b>200m</b>	<b>WP</b>	<b>Average</b>	
		Position in running (margin)	10(27.6)	10(28.9)	10(27.1)	10(26.6)	10(27.1)	10(24.7)	10(22.1)	10(22.1)	10(22.2)	10(22.3)	10(21.5)		24.60
		Sectional time (s)	15.26	14.96	15.67	15.56	14.91	15.68	15.83	15.38	15.47	15.40	16.41		
		Cumulative time (s)	170.53	155.27	140.31	124.64	109.08	94.17	78.49	62.66	47.28	31.81	16.41	3:28.16	
		Speed (m/s)	13.11	13.37	12.76	12.85	13.41	12.76	12.63	13.00	12.93	12.99	12.19	12.49	
		Stride length (m)	6.30	6.73	6.40	6.43	6.72	6.45	6.41	6.54	6.35	6.32	6.34	6.29	
		Stride duration (s)	0.481	0.503	0.501	0.501	0.501	0.506	0.507	0.503	0.491	0.487	0.520	0.503	
		Stride efficiency (%)	62.10	70.69	63.98	64.65	70.49	64.95	64.23	66.74	62.98	62.48	62.81	61.73	
		Stride count	31.73	29.74	31.26	31.09	29.78	31.02	31.19	30.60	31.50	31.63	31.55	413.68	



Note: Horizontal distance axis grid lines are 200m furlongs.

**Disclaimer.**

HRNZ and NZMTC and Thoroughbred Ratings Pty Ltd accepts no responsibility for the completeness or accuracy of any of the information contained herein, and makes no representations about its suitability for any particular purpose. Users should make their own judgements about those matters and/or seek independent advice. You assume all risks associated with use of the data provided on this page.



# Race Results



September 28, 2018, Race 1, CHRISTCHURCH CASINO PROUD SUPPORTERS OF CUP DAY TROT, Distance 2600m, Addington - Survey 3200m

Result	TAB no.	Horse (Barrier)	2600 to	2400m to
11th	10	<b>Cabella Noir (0)</b>	<b>2400m</b>	<b>2200m</b>
		Position in running (margin)	-	11(23.1)
		Sectional time (s)	21.37	17.66
		Cumulative time (s)	215.75	194.38
		Speed (m/s)	9.36	11.33
		Stride length (m)	4.85	5.08
		Stride duration (s)	0.464	0.448
		Stride efficiency (%)	36.73	40.26
		Stride count	41.25	39.40

#### Disclaimer.

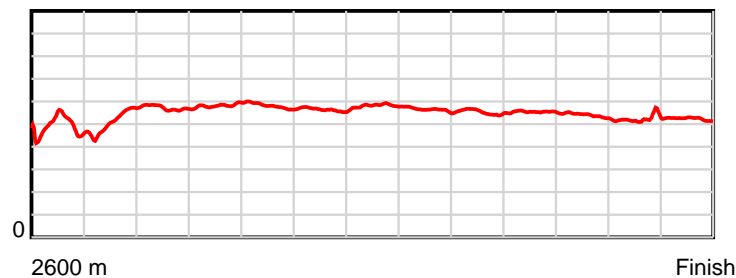
HRNZ and NZMTC and Thoroughbred Ratings Pty Ltd accepts no responsibility for the completeness or accuracy of any of the information contained herein, and makes no representations about its suitability for any particular purpose. Users should make their own judgements about those matters and/or seek independent advice. You assume all risks associated with use of the data provided on this page.

# Race Results

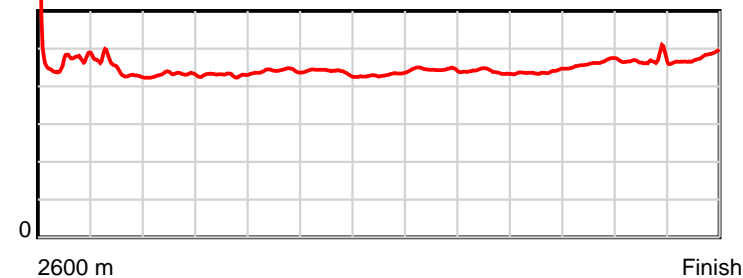
September 28, 2018, Race 1, CHRISTCHURCH CASINO PROUD SUPPORTERS OF CUP DAY TROT, Distance 2600m, Addington - Survey 3200m

Result	TAB no.	Horse (Barrier)	2200m to	2000m to	1800m to	1600m to	1400m to	1200m to	1000m to	800m to	600m to	400m to	200m to	Total or	Margin
11th	10	<b>Cabella Noir (0)</b>	<b>2000m</b>	<b>1800m</b>	<b>1600m</b>	<b>1400m</b>	<b>1200m</b>	<b>1000m</b>	<b>800m</b>	<b>600m</b>	<b>400m</b>	<b>200m</b>	<b>WP</b>	<b>Average</b>	
		Position in running (margin)	11(35.1)	11(36.2)	11(33.6)	11(30.9)	11(31.6)	11(28.7)	11(27.1)	11(28.0)	11(30.0)	11(40.0)	11(54.8)		63.50
		Sectional time (s)	15.22	14.82	15.30	15.59	14.85	15.85	15.98	15.69	17.12	18.00	18.30		
		Cumulative time (s)	176.72	161.50	146.68	131.38	115.79	100.94	85.09	69.11	53.42	36.30	18.30	3:35.75	
		Speed (m/s)	13.14	13.50	13.07	12.83	13.47	12.62	12.52	12.75	11.68	11.11	10.93	12.05	
		Stride length (m)	5.67	5.81	5.76	5.63	5.80	5.62	5.50	5.58	5.39	5.18	5.21	5.45	
		Stride duration (s)	0.432	0.430	0.441	0.439	0.431	0.445	0.439	0.438	0.462	0.466	0.477	0.452	
		Stride efficiency (%)	50.28	52.70	51.91	49.62	52.60	49.28	47.21	48.66	45.47	41.90	42.46	46.44	
		Stride count	35.26	34.44	34.70	35.49	34.47	35.61	36.39	35.84	37.08	38.62	38.37	476.92	

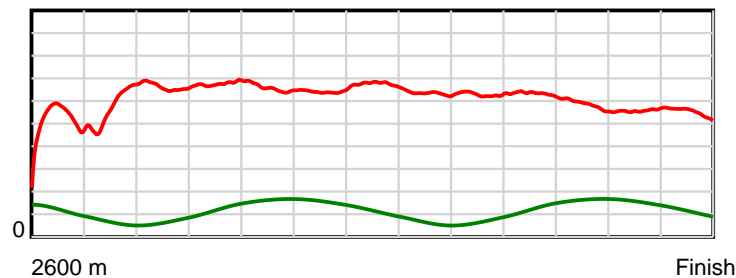
10 m Stride length



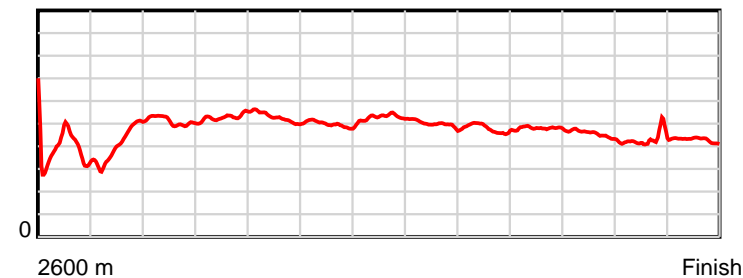
0.6 s Stride duration



20 m/sec Speed



100 % Stride efficiency



Note: Horizontal distance axis grid lines are 200m furlongs.

## Disclaimer.

HRNZ and NZMTC and Thoroughbred Ratings Pty Ltd accepts no responsibility for the completeness or accuracy of any of the information contained herein, and makes no representations about its suitability for any particular purpose. Users should make their own judgements about those matters and/or seek independent advice. You assume all risks associated with use of the data provided on this page.



# Race Results



September 28, 2018, Race 1, CHRISTCHURCH CASINO PROUD SUPPORTERS OF CUP DAY TROT, Distance 2600m, Addington - Survey 3200m

Result	TAB no.	Horse (Barrier)	2600 to	2400m to
12th	2	Wait For Succe... (4)	2400m	2200m
		Position in running (margin)	-	12(40.3)
		Sectional time (s)	24.28	20.16
		Cumulative time (s)	219.28	195.00
		Speed (m/s)	8.24	9.92
		Stride length (m)	4.03	4.73
		Stride duration (s)	0.484	0.477
		Stride efficiency (%)	25.34	34.92
		Stride count	49.66	42.31

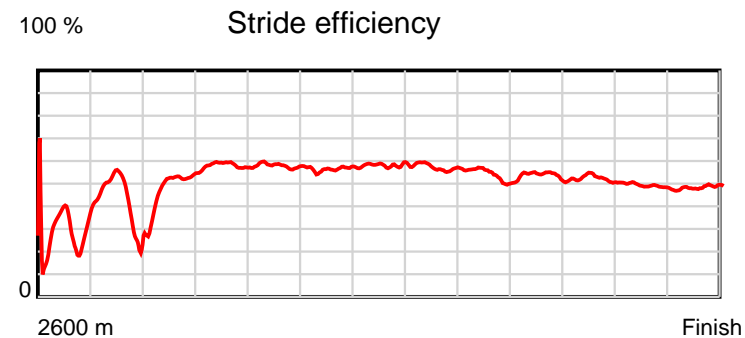
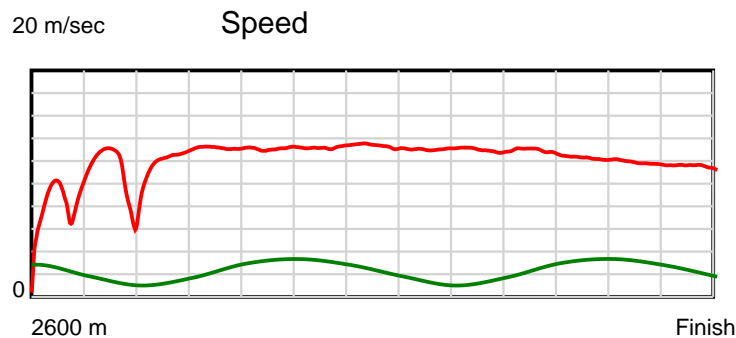
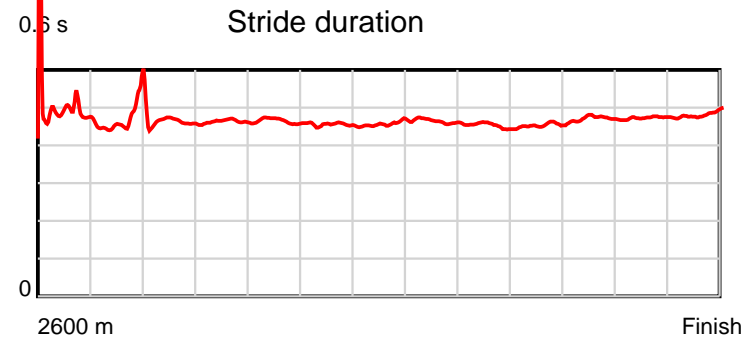
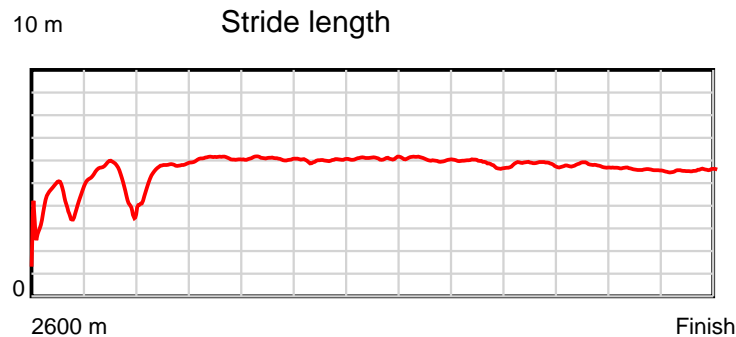
#### Disclaimer.

HRNZ and NZMTC and Thoroughbred Ratings Pty Ltd accepts no responsibility for the completeness or accuracy of any of the information contained herein, and makes no representations about its suitability for any particular purpose. Users should make their own judgements about those matters and/or seek independent advice. You assume all risks associated with use of the data provided on this page.

# Race Results

September 28, 2018, Race 1, CHRISTCHURCH CASINO PROUD SUPPORTERS OF CUP DAY TROT, Distance 2600m, Addington - Survey 3200m

Result	TAB no.	Horse (Barrier)	2200m to	2000m to	1800m to	1600m to	1400m to	1200m to	1000m to	800m to	600m to	400m to	200m to	Total or	Margin
12th	2	Wait For Succe... (4)	2000m	1800m	1600m	1400m	1200m	1000m	800m	600m	400m	200m	WP	Average	
		Position in running (margin)	12(67.3)	12(79.0)	12(79.5)	12(77.9)	12(76.4)	12(74.6)	12(71.1)	12(68.9)	12(69.6)	12(75.0)	12(82.8)		81.60
		Sectional time (s)	16.97	15.34	15.48	15.24	15.02	15.53	15.46	15.47	16.36	16.83	17.14		
		Cumulative time (s)	174.84	157.87	142.53	127.05	111.81	96.79	81.26	65.80	50.33	33.97	17.14	3:39.28	
		Speed (m/s)	11.79	13.04	12.92	13.12	13.32	12.88	12.94	12.93	12.22	11.88	11.67	11.86	
		Stride length (m)	5.43	6.04	6.00	5.96	6.10	5.97	5.84	5.87	5.77	5.62	5.64	5.54	
		Stride duration (s)	0.461	0.463	0.464	0.454	0.458	0.464	0.451	0.454	0.472	0.473	0.483	0.467	
		Stride efficiency (%)	46.06	57.07	56.19	55.57	58.05	55.66	53.28	53.87	51.95	49.39	49.63	47.99	
		Stride count	36.84	33.09	33.35	33.54	32.81	33.51	34.25	34.06	34.69	35.58	35.49	469.18	



Note: Horizontal distance axis grid lines are 200m furlongs.

#### Disclaimer.

HRNZ and NZMTC and Thoroughbred Ratings Pty Ltd accepts no responsibility for the completeness or accuracy of any of the information contained herein, and makes no representations about its suitability for any particular purpose. Users should make their own judgements about those matters and/or seek independent advice. You assume all risks associated with use of the data provided on this page.