



Race Results

NZ Metropolitan Trotting Club Inc, HRNZ, September 28, 2018

Compilation date: September 28, 2018, 7:26:17 PM (NZST)

Copyright © 2018 HRNZ and NZMTC. All rights reserved.

Trademarks.

StrideMASTER is a registered trademark of Thoroughbred Ratings Pty Ltd.

Disclaimer.

HRNZ and NZMTC and Thoroughbred Ratings Pty Ltd accepts no responsibility for the completeness or accuracy of any of the information contained herein, and makes no representations about its suitability for any particular purpose. Users should make their own judgements about those matters and/or seek independent advice. You assume all risks associated with use of the data provided on this page.



Race Results



September 28, 2018, Race 5, AVON CITY FORD CUP DAY BOOT PARTY - LIMITED REMAIN HCP TROT, Distance 2600m, Addington - Survey 3200m

Result	TAB no.	Horse (Barrier)	2600 to	2400m to
1st	11	Globe Trekker (5)	2400m	2200m
		Position in running (margin)	-	8(13.3)
		Sectional time (s)	19.80	15.82
		Cumulative time (s)	206.20	186.40
		Speed (m/s)	10.10	12.64
		Stride length (m)	5.53	5.95
		Stride duration (s)	0.480	0.470
		Stride efficiency (%)	47.83	55.30
		Stride count	36.15	33.62

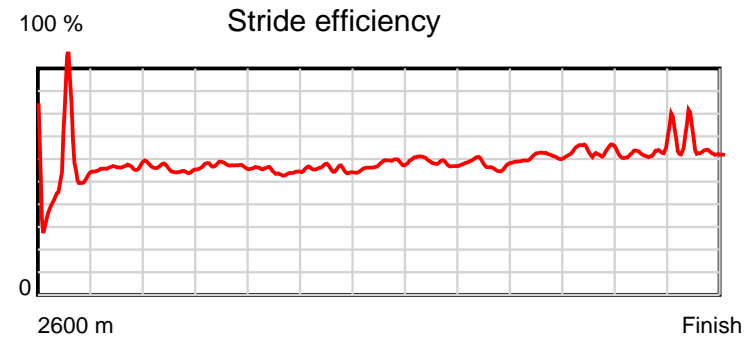
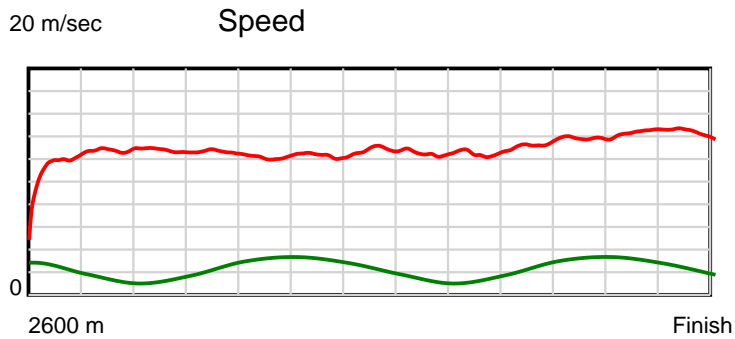
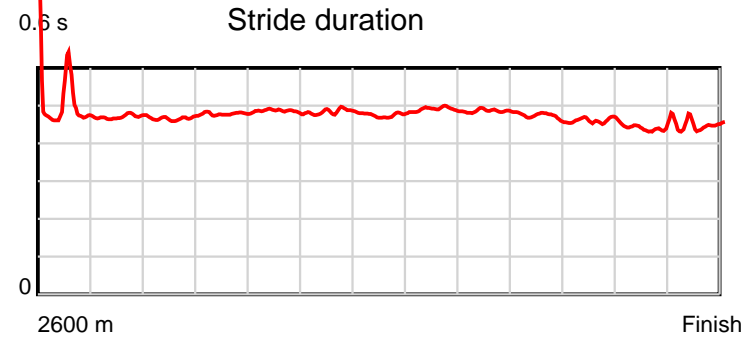
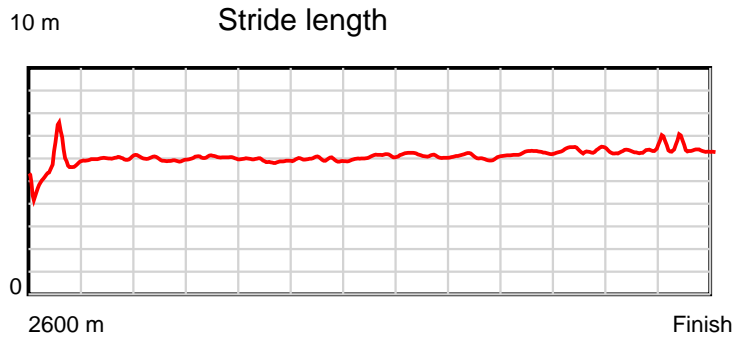
Disclaimer.

HRNZ and NZMTC and Thoroughbred Ratings Pty Ltd accepts no responsibility for the completeness or accuracy of any of the information contained herein, and makes no representations about its suitability for any particular purpose. Users should make their own judgements about those matters and/or seek independent advice. You assume all risks associated with use of the data provided on this page.

Race Results

September 28, 2018, Race 5, AVON CITY FORD CUP DAY BOOT PARTY - LIMITED REMAIN HCP TROT, Distance 2600m, Addington - Survey 3200m

Result	TAB no.	Horse (Barrier)	2200m to	2000m to	1800m to	1600m to	1400m to	1200m to	1000m to	800m to	600m to	400m to	200m to	Total or	Margin
1st	11	Globe Trekker (5)	2000m	1800m	1600m	1400m	1200m	1000m	800m	600m	400m	200m	WP	Average	
		Position in running (margin)	5(14.4)	5(13.0)	5(11.7)	5(9.8)	5(8.2)	5(4.8)	6(5.5)	6(5.6)	6(5.6)	6(4.1)	3(0.4)		0.00
		Sectional time (s)	15.81	15.82	16.44	16.30	15.64	16.38	16.30	15.07	14.63	14.21	13.98		
		Cumulative time (s)	170.58	154.77	138.95	122.51	106.21	90.57	74.19	57.89	42.82	28.19	13.98	3:26.20	
		Speed (m/s)	12.65	12.64	12.17	12.27	12.79	12.21	12.27	13.27	13.67	14.07	14.31	12.61	
		Stride length (m)	5.90	6.04	5.91	5.94	6.08	5.99	5.96	6.25	6.28	6.21	6.37	6.02	
		Stride duration (s)	0.466	0.478	0.486	0.484	0.475	0.490	0.486	0.471	0.460	0.441	0.445	0.478	
		Stride efficiency (%)	54.31	57.07	54.60	55.12	57.74	56.00	55.47	60.96	61.72	60.18	63.42	56.70	
		Stride count	33.93	33.09	33.84	33.68	32.90	33.41	33.57	32.02	31.82	32.23	31.39	431.65	



Note: Horizontal distance axis grid lines are 200m furlongs.

Disclaimer.

HRNZ and NZMTC and Thoroughbred Ratings Pty Ltd accepts no responsibility for the completeness or accuracy of any of the information contained herein, and makes no representations about its suitability for any particular purpose. Users should make their own judgements about those matters and/or seek independent advice. You assume all risks associated with use of the data provided on this page.



Race Results



September 28, 2018, Race 5, AVON CITY FORD CUP DAY BOOT PARTY - LIMITED REMAIN HCP TROT, Distance 2600m, Addington - Survey 3200m

Result	TAB no.	Horse (Barrier)	2600 to	2400m to
2nd	7	Tessa's Rocket (1)	2400m	2200m
		Position in running (margin)	-	5(10.6)
		Sectional time (s)	19.18	15.99
		Cumulative time (s)	206.29	187.11
		Speed (m/s)	10.42	12.51
		Stride length (m)	5.08	5.49
		Stride duration (s)	0.444	0.439
		Stride efficiency (%)	40.36	47.15
		Stride count	39.36	36.41

Disclaimer.

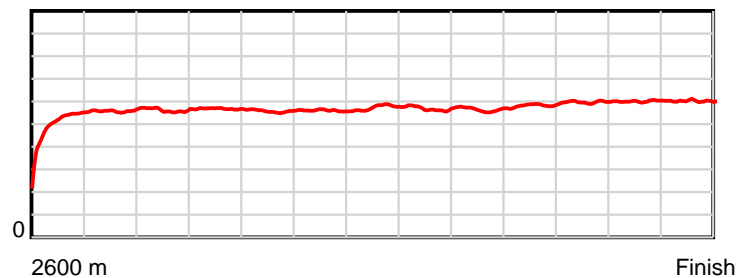
HRNZ and NZMTC and Thoroughbred Ratings Pty Ltd accepts no responsibility for the completeness or accuracy of any of the information contained herein, and makes no representations about its suitability for any particular purpose. Users should make their own judgements about those matters and/or seek independent advice. You assume all risks associated with use of the data provided on this page.

Race Results

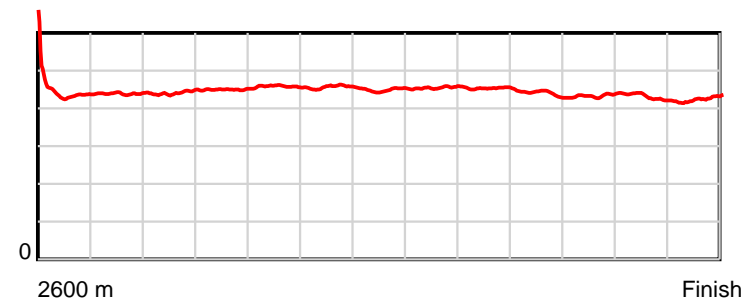
September 28, 2018, Race 5, AVON CITY FORD CUP DAY BOOT PARTY - LIMITED REMAIN HCP TROT, Distance 2600m, Addington - Survey 3200m

Result	TAB no.	Horse (Barrier)	2200m to	2000m to	1800m to	1600m to	1400m to	1200m to	1000m to	800m to	600m to	400m to	200m to	Total or	Margin
2nd	7	Tessa's Rocket (1)	2000m	1800m	1600m	1400m	1200m	1000m	800m	600m	400m	200m	WP	Average	
		Position in running (margin)	4(12.7)	4(10.4)	4(9.3)	4(7.4)	4(6.5)	4(3.1)	4(3.6)	4(3.6)	4(3.2)	3(2.3)	4(0.7)		0.40
		Sectional time (s)	15.66	15.87	16.42	16.40	15.65	16.35	16.28	15.01	14.73	14.56	14.19		
		Cumulative time (s)	171.12	155.46	139.59	123.17	106.77	91.12	74.77	58.49	43.48	28.75	14.19	3:26.29	
		Speed (m/s)	12.77	12.60	12.18	12.20	12.78	12.23	12.29	13.32	13.58	13.74	14.09	12.60	
		Stride length (m)	5.63	5.67	5.58	5.57	5.74	5.56	5.57	5.86	5.89	5.91	5.98	5.65	
		Stride duration (s)	0.441	0.450	0.458	0.457	0.449	0.455	0.453	0.440	0.434	0.430	0.424	0.448	
		Stride efficiency (%)	49.56	50.23	48.64	48.42	51.53	48.32	48.41	53.66	54.24	54.52	55.83	49.82	
		Stride count	35.52	35.27	35.85	35.93	34.83	35.97	35.93	34.13	33.95	33.86	33.46	460.47	

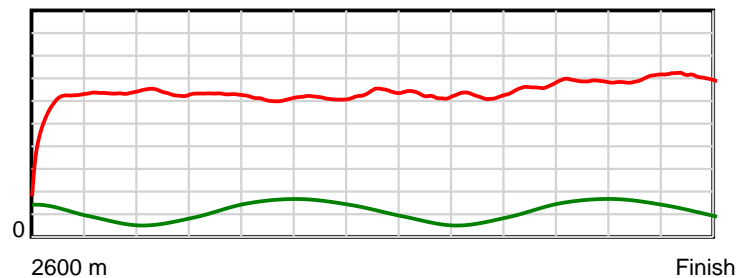
10 m Stride length



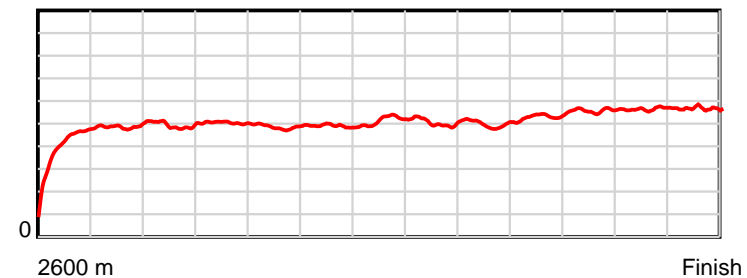
0.6 s Stride duration



20 m/sec Speed



100 % Stride efficiency



Note: Horizontal distance axis grid lines are 200m furlongs.

Disclaimer.

HRNZ and NZMTC and Thoroughbred Ratings Pty Ltd accepts no responsibility for the completeness or accuracy of any of the information contained herein, and makes no representations about its suitability for any particular purpose. Users should make their own judgements about those matters and/or seek independent advice. You assume all risks associated with use of the data provided on this page.



Race Results



September 28, 2018, Race 5, AVON CITY FORD CUP DAY BOOT PARTY - LIMITED REMAIN HCP TROT, Distance 2600m, Addington - Survey 3200m

Result	TAB no.	Horse (Barrier)	2600 to	2400m to
3rd	9	Such Fun (0)	2400m	2200m
		Position in running (margin)	-	7(13.2)
		Sectional time (s)	19.68	16.43
		Cumulative time (s)	206.63	186.95
		Speed (m/s)	10.16	12.17
		Stride length (m)	5.51	5.71
		Stride duration (s)	0.478	0.469
		Stride efficiency (%)	47.52	50.93
		Stride count	36.27	35.03

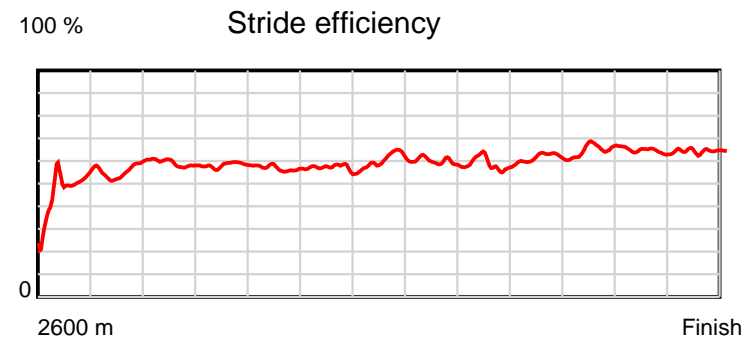
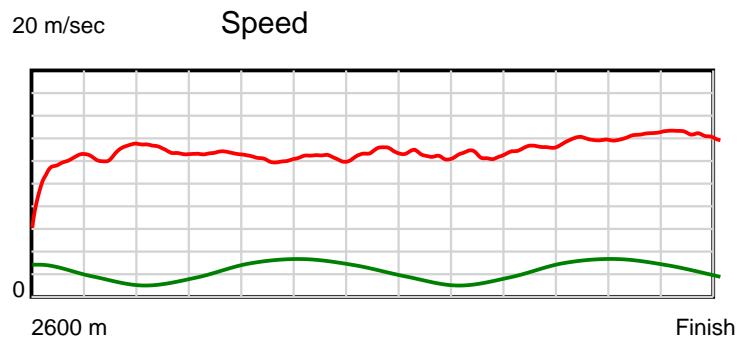
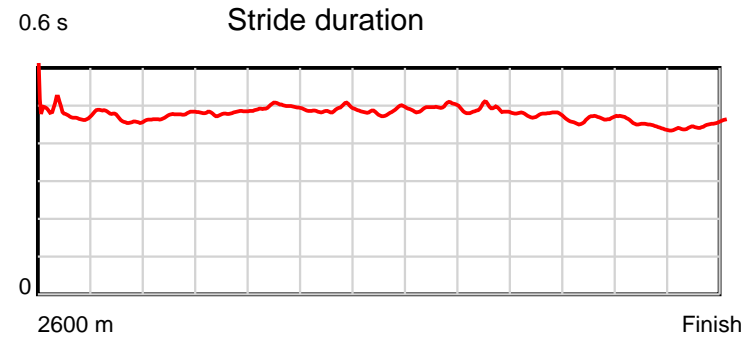
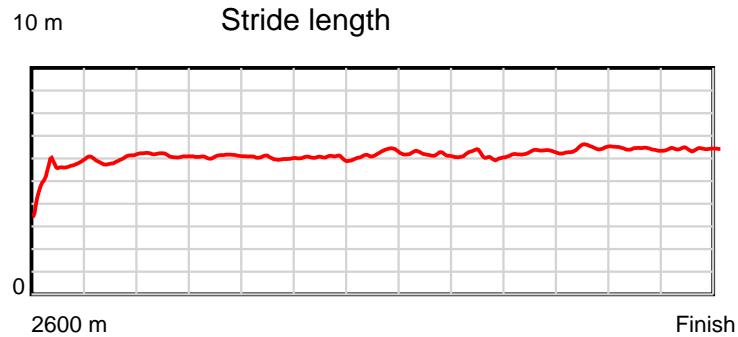
Disclaimer.

HRNZ and NZMTC and Thoroughbred Ratings Pty Ltd accepts no responsibility for the completeness or accuracy of any of the information contained herein, and makes no representations about its suitability for any particular purpose. Users should make their own judgements about those matters and/or seek independent advice. You assume all risks associated with use of the data provided on this page.

Race Results

September 28, 2018, Race 5, AVON CITY FORD CUP DAY BOOT PARTY - LIMITED REMAIN HCP TROT, Distance 2600m, Addington - Survey 3200m

Result	TAB no.	Horse (Barrier)	2200m to	2000m to	1800m to	1600m to	1400m to	1200m to	1000m to	800m to	600m to	400m to	200m to	Total or	Margin
3rd	9	Such Fun (0)	2000m	1800m	1600m	1400m	1200m	1000m	800m	600m	400m	200m	WP	Average	
		Position in running (margin)	6(18.0)	6(14.8)	6(13.1)	6(12.3)	6(11.1)	7(7.3)	7(7.4)	7(6.8)	7(7.1)	7(6.1)	6(3.3)		2.30
		Sectional time (s)	15.51	15.75	16.63	16.34	15.60	16.26	16.19	15.13	14.71	14.35	14.05		
		Cumulative time (s)	170.52	155.01	139.26	122.63	106.29	90.69	74.43	58.24	43.11	28.40	14.05	3:26.63	
		Speed (m/s)	12.89	12.70	12.03	12.24	12.82	12.30	12.35	13.22	13.60	13.94	14.23	12.58	
		Stride length (m)	6.12	6.11	5.97	6.00	6.23	6.08	6.04	6.27	6.32	6.22	6.39	6.07	
		Stride duration (s)	0.475	0.481	0.497	0.490	0.486	0.495	0.489	0.474	0.465	0.446	0.449	0.482	
		Stride efficiency (%)	58.53	58.35	55.78	56.20	60.59	57.82	56.99	61.45	62.47	60.38	63.89	57.50	
		Stride count	32.68	32.73	33.47	33.35	32.12	32.88	33.12	31.89	31.63	32.18	31.28	428.63	



Note: Horizontal distance axis grid lines are 200m furlongs.

Disclaimer.

HRNZ and NZMTC and Thoroughbred Ratings Pty Ltd accepts no responsibility for the completeness or accuracy of any of the information contained herein, and makes no representations about its suitability for any particular purpose. Users should make their own judgements about those matters and/or seek independent advice. You assume all risks associated with use of the data provided on this page.



Race Results



September 28, 2018, Race 5, AVON CITY FORD CUP DAY BOOT PARTY - LIMITED REMAIN HCP TROT, Distance 2600m, Addington - Survey 3200m

Result	TAB no.	Horse (Barrier)	2600 to	2400m to
4th	2	Clover Lou (6)	2400m	2200m
		Position in running (margin)	-	1(0.0)
		Sectional time (s)	17.43	15.63
		Cumulative time (s)	206.65	189.22
		Speed (m/s)	11.47	12.80
		Stride length (m)	5.68	6.34
		Stride duration (s)	0.490	0.496
		Stride efficiency (%)	50.39	62.89
		Stride count	35.22	31.53

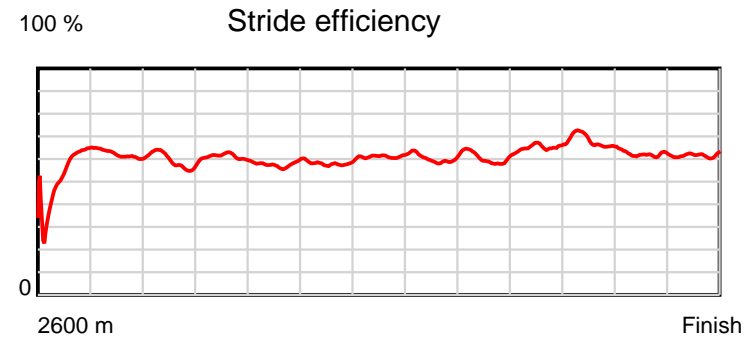
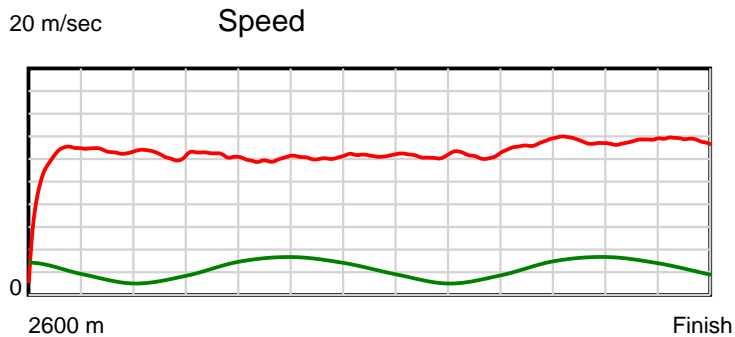
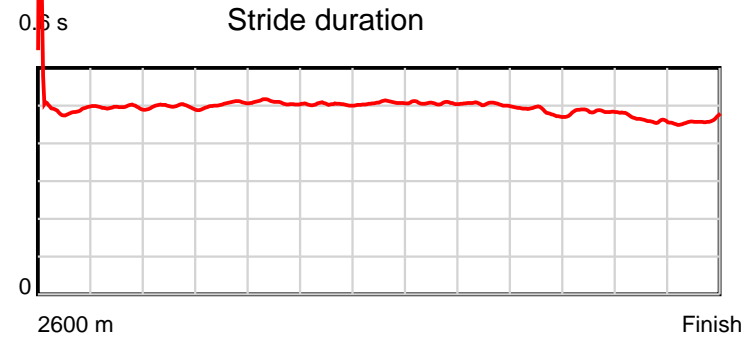
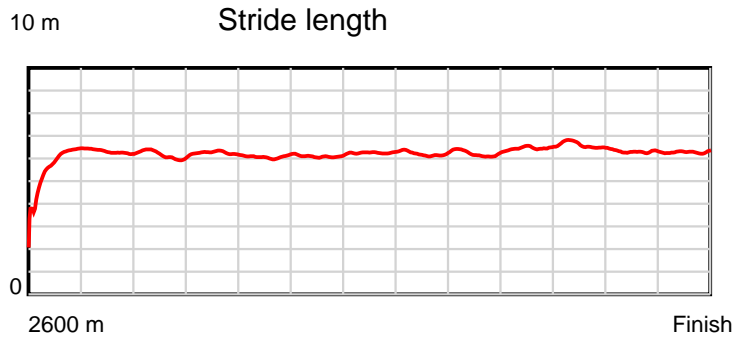
Disclaimer.

HRNZ and NZMTC and Thoroughbred Ratings Pty Ltd accepts no responsibility for the completeness or accuracy of any of the information contained herein, and makes no representations about its suitability for any particular purpose. Users should make their own judgements about those matters and/or seek independent advice. You assume all risks associated with use of the data provided on this page.

Race Results

September 28, 2018, Race 5, AVON CITY FORD CUP DAY BOOT PARTY - LIMITED REMAIN HCP TROT, Distance 2600m, Addington - Survey 3200m

Result	TAB no.	Horse (Barrier)	2200m to	2000m to	1800m to	1600m to	1400m to	1200m to	1000m to	800m to	600m to	400m to	200m to	Total or	Margin
4th	2	Clover Lou (6)	2000m	1800m	1600m	1400m	1200m	1000m	800m	600m	400m	200m	WP	Average	
		Position in running (margin)	1(0.0)	1(0.0)	1(0.0)	1(0.0)	1(0.0)	1(0.0)	1(0.0)	1(0.0)	1(0.0)	1(0.0)	1(0.0)		2.40
		Sectional time (s)	16.05	16.04	16.75	16.55	16.21	16.26	16.28	15.07	14.88	14.83	14.67		
		Cumulative time (s)	173.59	157.54	141.50	124.75	108.20	91.99	75.73	59.45	44.38	29.50	14.67	3:26.65	
		Speed (m/s)	12.46	12.47	11.94	12.08	12.34	12.30	12.29	13.27	13.44	13.49	13.63	12.58	
		Stride length (m)	6.20	6.28	6.07	6.08	6.26	6.23	6.19	6.43	6.51	6.26	6.27	6.21	
		Stride duration (s)	0.498	0.504	0.509	0.503	0.507	0.507	0.504	0.485	0.485	0.464	0.460	0.494	
		Stride efficiency (%)	60.07	61.67	57.59	57.76	61.15	60.75	59.85	64.70	66.31	61.18	61.37	60.25	
		Stride count	32.26	31.84	32.95	32.90	31.97	32.08	32.32	31.08	30.70	31.96	31.91	418.72	



Note: Horizontal distance axis grid lines are 200m furlongs.

Disclaimer.

HRNZ and NZMTC and Thoroughbred Ratings Pty Ltd accepts no responsibility for the completeness or accuracy of any of the information contained herein, and makes no representations about its suitability for any particular purpose. Users should make their own judgements about those matters and/or seek independent advice. You assume all risks associated with use of the data provided on this page.



Race Results



September 28, 2018, Race 5, AVON CITY FORD CUP DAY BOOT PARTY - LIMITED REMAIN HCP TROT, Distance 2600m, Addington - Survey 3200m

Result	TAB no.	Horse (Barrier)	2600 to	2400m to
5th	5	Rachmaninov (9)	2400m	2200m
		Position in running (margin)	-	3(4.5)
		Sectional time (s)	18.27	15.80
		Cumulative time (s)	206.75	188.48
		Speed (m/s)	10.94	12.66
		Stride length (m)	5.33	5.84
		Stride duration (s)	0.474	0.461
		Stride efficiency (%)	44.33	53.28
		Stride count	37.55	34.25

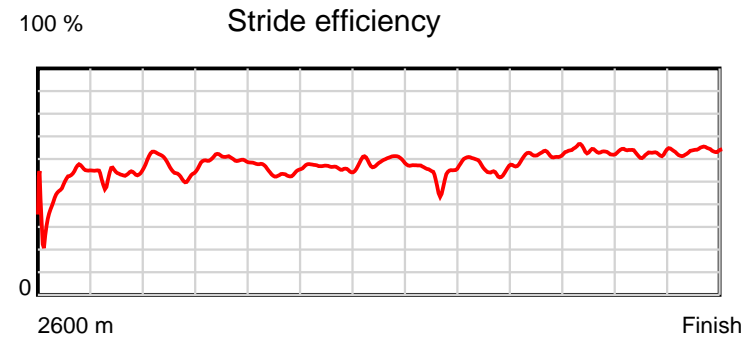
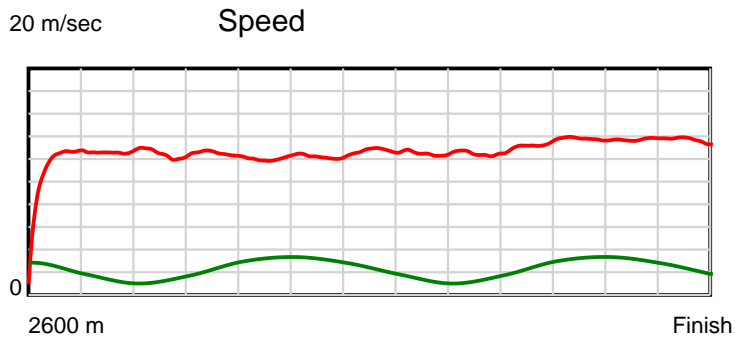
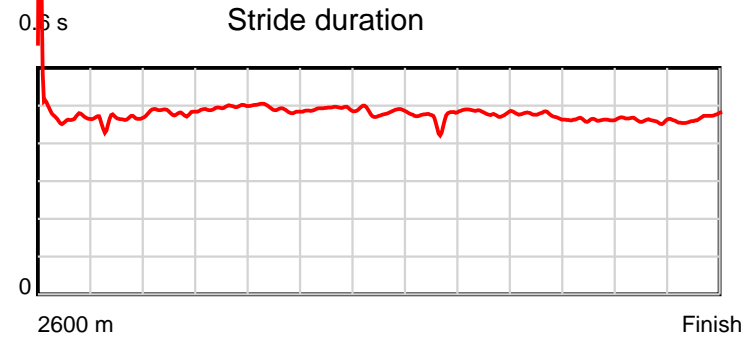
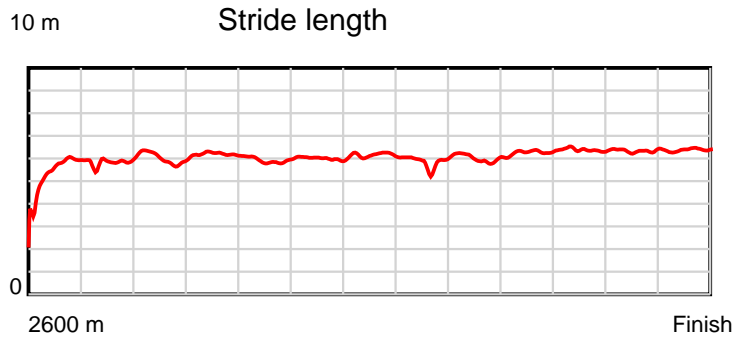
Disclaimer.

HRNZ and NZMTC and Thoroughbred Ratings Pty Ltd accepts no responsibility for the completeness or accuracy of any of the information contained herein, and makes no representations about its suitability for any particular purpose. Users should make their own judgements about those matters and/or seek independent advice. You assume all risks associated with use of the data provided on this page.

Race Results

September 28, 2018, Race 5, AVON CITY FORD CUP DAY BOOT PARTY - LIMITED REMAIN HCP TROT, Distance 2600m, Addington - Survey 3200m

Result	TAB no.	Horse (Barrier)	2200m to	2000m to	1800m to	1600m to	1400m to	1200m to	1000m to	800m to	600m to	400m to	200m to	Total or	Margin
5th	5	Rachmaninov (9)	2000m	1800m	1600m	1400m	1200m	1000m	800m	600m	400m	200m	WP	Average	
		Position in running (margin)	3(5.5)	3(6.1)	3(5.9)	3(5.8)	3(4.2)	2(1.4)	2(1.0)	2(1.3)	2(1.7)	2(1.0)	2(0.3)		2.90
		Sectional time (s)	16.16	16.00	16.75	16.27	15.76	16.20	16.32	15.15	14.75	14.72	14.60		
		Cumulative time (s)	172.68	156.52	140.52	123.77	107.50	91.74	75.54	59.22	44.07	29.32	14.60	3:26.75	
		Speed (m/s)	12.38	12.50	11.94	12.29	12.69	12.35	12.25	13.20	13.56	13.59	13.70	12.58	
		Stride length (m)	5.98	6.19	5.87	6.04	6.14	5.79	5.89	6.26	6.28	6.27	6.41	6.01	
		Stride duration (s)	0.483	0.495	0.492	0.492	0.484	0.469	0.481	0.474	0.463	0.461	0.468	0.478	
		Stride efficiency (%)	55.81	59.92	53.88	57.06	58.89	52.40	54.29	61.30	61.64	61.34	64.25	56.43	
		Stride count	33.46	32.30	34.06	33.10	32.58	34.54	33.93	31.93	31.85	31.92	31.19	432.66	



Note: Horizontal distance axis grid lines are 200m furlongs.

Disclaimer.

HRNZ and NZMTC and Thoroughbred Ratings Pty Ltd accepts no responsibility for the completeness or accuracy of any of the information contained herein, and makes no representations about its suitability for any particular purpose. Users should make their own judgements about those matters and/or seek independent advice. You assume all risks associated with use of the data provided on this page.



Race Results



September 28, 2018, Race 5, AVON CITY FORD CUP DAY BOOT PARTY - LIMITED REMAIN HCP TROT, Distance 2600m, Addington - Survey 3200m

Result	TAB no.	Horse (Barrier)	2600 to	2400m to
6th	3	Chivasion (7)	2400m	2200m
		Position in running (margin)	-	10(26.4)
		Sectional time (s)	21.84	15.26
		Cumulative time (s)	207.19	185.35
		Speed (m/s)	9.16	13.11
		Stride length (m)	4.51	5.91
		Stride duration (s)	0.479	0.450
		Stride efficiency (%)	31.72	54.51
		Stride count	44.39	33.86

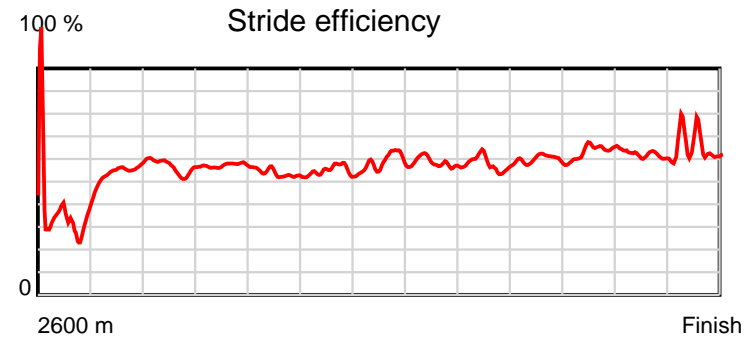
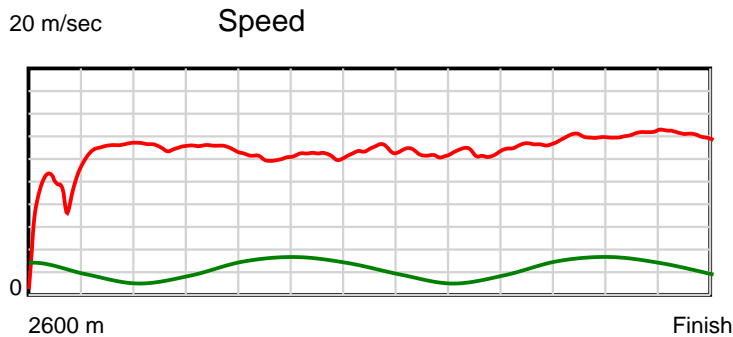
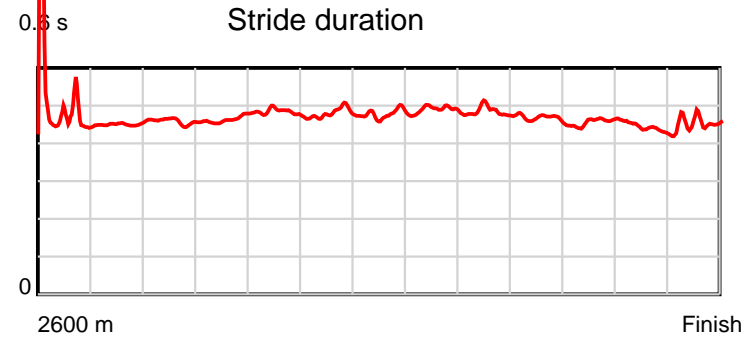
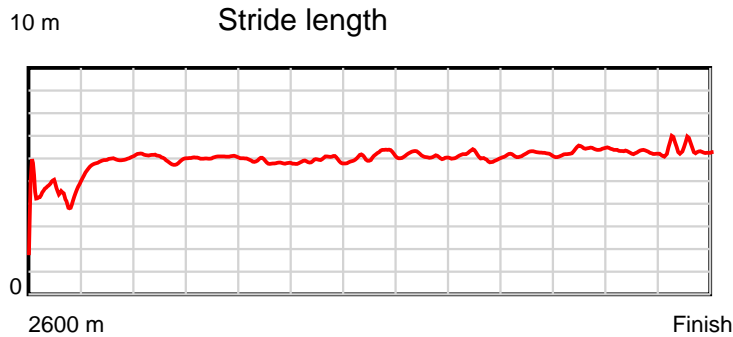
Disclaimer.

HRNZ and NZMTC and Thoroughbred Ratings Pty Ltd accepts no responsibility for the completeness or accuracy of any of the information contained herein, and makes no representations about its suitability for any particular purpose. Users should make their own judgements about those matters and/or seek independent advice. You assume all risks associated with use of the data provided on this page.

Race Results

September 28, 2018, Race 5, AVON CITY FORD CUP DAY BOOT PARTY - LIMITED REMAIN HCP TROT, Distance 2600m, Addington - Survey 3200m

Result	TAB no.	Horse (Barrier)	2200m to	2000m to	1800m to	1600m to	1400m to	1200m to	1000m to	800m to	600m to	400m to	200m to	Total or	Margin
6th	3	Chivasion (7)	2000m	1800m	1600m	1400m	1200m	1000m	800m	600m	400m	200m	WP	Average	
		Position in running (margin)	8(24.2)	7(19.8)	7(15.2)	7(14.4)	8(12.7)	8(9.0)	8(9.4)	9(9.2)	8(9.6)	8(8.1)	8(5.0)		5.30
		Sectional time (s)	15.33	15.28	16.62	16.28	15.59	16.34	16.24	15.14	14.62	14.32	14.33		
		Cumulative time (s)	170.09	154.76	139.48	122.86	106.58	90.99	74.65	58.41	43.27	28.65	14.33	3:27.19	
		Speed (m/s)	13.05	13.09	12.03	12.29	12.83	12.24	12.32	13.21	13.68	13.97	13.96	12.55	
		Stride length (m)	5.98	6.06	5.82	5.89	6.13	5.99	5.94	6.16	6.25	6.11	6.33	5.89	
		Stride duration (s)	0.458	0.463	0.483	0.479	0.478	0.489	0.482	0.466	0.457	0.437	0.454	0.469	
		Stride efficiency (%)	55.86	57.47	52.88	54.16	58.76	56.05	55.15	59.29	61.09	58.27	62.63	54.19	
		Stride count	33.45	32.98	34.38	33.97	32.62	33.39	33.67	32.47	31.99	32.75	31.59	441.51	



Note: Horizontal distance axis grid lines are 200m furlongs.

Disclaimer.

HRNZ and NZMTC and Thoroughbred Ratings Pty Ltd accepts no responsibility for the completeness or accuracy of any of the information contained herein, and makes no representations about its suitability for any particular purpose. Users should make their own judgements about those matters and/or seek independent advice. You assume all risks associated with use of the data provided on this page.



Race Results



September 28, 2018, Race 5, AVON CITY FORD CUP DAY BOOT PARTY - LIMITED REMAIN HCP TROT, Distance 2600m, Addington - Survey 3200m

Result	TAB no.	Horse (Barrier)	2600 to	2400m to
7th	1	Eden Creek (4)	2400m	2200m
		Position in running (margin)	-	2(3.0)
		Sectional time (s)	17.81	15.65
		Cumulative time (s)	207.26	189.45
		Speed (m/s)	11.23	12.78
		Stride length (m)	5.23	5.86
		Stride duration (s)	0.456	0.458
		Stride efficiency (%)	42.80	53.59
		Stride count	38.22	34.15

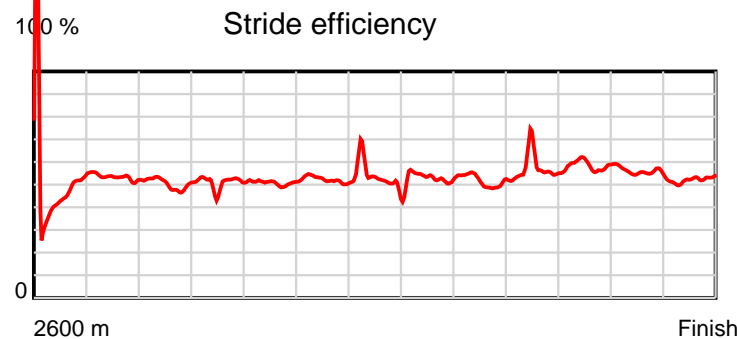
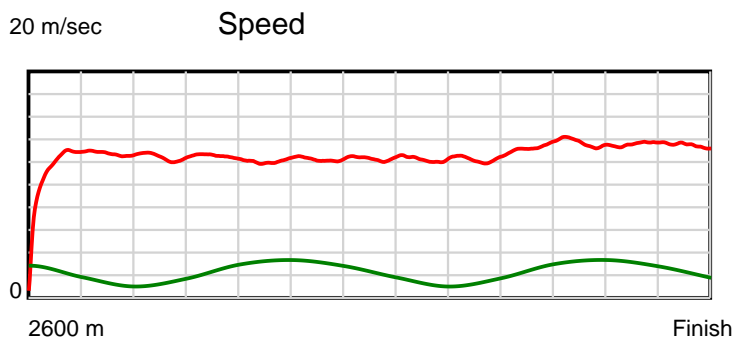
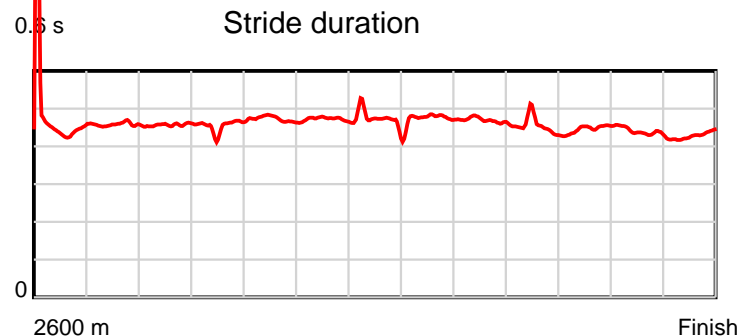
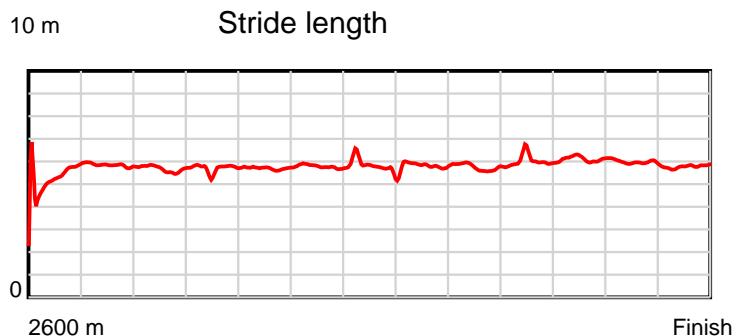
Disclaimer.

HRNZ and NZMTC and Thoroughbred Ratings Pty Ltd accepts no responsibility for the completeness or accuracy of any of the information contained herein, and makes no representations about its suitability for any particular purpose. Users should make their own judgements about those matters and/or seek independent advice. You assume all risks associated with use of the data provided on this page.

Race Results

September 28, 2018, Race 5, AVON CITY FORD CUP DAY BOOT PARTY - LIMITED REMAIN HCP TROT, Distance 2600m, Addington - Survey 3200m

Result	TAB no.	Horse (Barrier)	2200m to	2000m to	1800m to	1600m to	1400m to	1200m to	1000m to	800m to	600m to	400m to	200m to	Total or	Margin
7th	1	Eden Creek (4)	2000m	1800m	1600m	1400m	1200m	1000m	800m	600m	400m	200m	WP	Average	
		Position in running (margin)	2(3.1)	2(4.2)	2(4.1)	2(3.4)	2(2.3)	3(1.9)	3(2.1)	3(2.3)	3(2.3)	4(2.8)	5(1.8)		5.70
		Sectional time (s)	16.23	16.03	16.65	16.36	16.14	16.31	16.31	15.06	14.97	14.67	15.07		
		Cumulative time (s)	173.80	157.57	141.54	124.89	108.53	92.39	76.08	59.77	44.71	29.74	15.07	3:27.26	
		Speed (m/s)	12.32	12.48	12.01	12.22	12.39	12.26	12.26	13.28	13.36	13.63	13.27	12.54	
		Stride length (m)	5.63	5.66	5.68	5.77	5.78	5.85	5.76	5.99	5.97	5.98	5.70	5.75	
		Stride duration (s)	0.457	0.453	0.473	0.472	0.467	0.477	0.469	0.451	0.447	0.438	0.429	0.458	
		Stride efficiency (%)	49.48	49.97	50.43	52.09	52.29	53.54	51.79	56.03	55.68	55.82	50.71	51.68	
		Stride count	35.54	35.37	35.21	34.64	34.57	34.17	34.74	33.40	33.51	33.46	35.11	452.09	



Note: Horizontal distance axis grid lines are 200m furlongs.

Disclaimer.

HRNZ and NZMTC and Thoroughbred Ratings Pty Ltd accepts no responsibility for the completeness or accuracy of any of the information contained herein, and makes no representations about its suitability for any particular purpose. Users should make their own judgements about those matters and/or seek independent advice. You assume all risks associated with use of the data provided on this page.



Race Results



September 28, 2018, Race 5, AVON CITY FORD CUP DAY BOOT PARTY - LIMITED REMAIN HCP TROT, Distance 2600m, Addington - Survey 3200m

Result	TAB no.	Horse (Barrier)	2600 to	2400m to
8th	10	Celtic Thunder (3)	2400m	2200m
		Position in running (margin)	-	9(19.7)
		Sectional time (s)	20.74	15.77
		Cumulative time (s)	207.53	186.79
		Speed (m/s)	9.64	12.68
		Stride length (m)	5.27	5.99
		Stride duration (s)	0.481	0.473
		Stride efficiency (%)	43.40	56.13
		Stride count	37.95	33.37

Disclaimer.

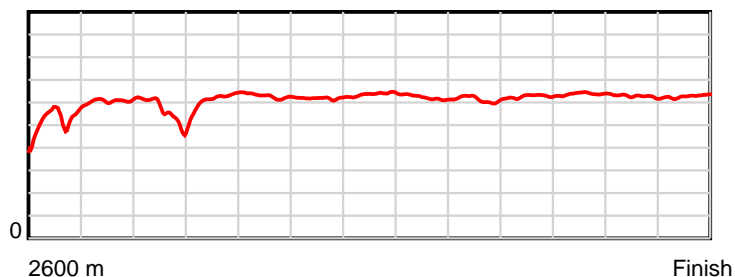
HRNZ and NZMTC and Thoroughbred Ratings Pty Ltd accepts no responsibility for the completeness or accuracy of any of the information contained herein, and makes no representations about its suitability for any particular purpose. Users should make their own judgements about those matters and/or seek independent advice. You assume all risks associated with use of the data provided on this page.

Race Results

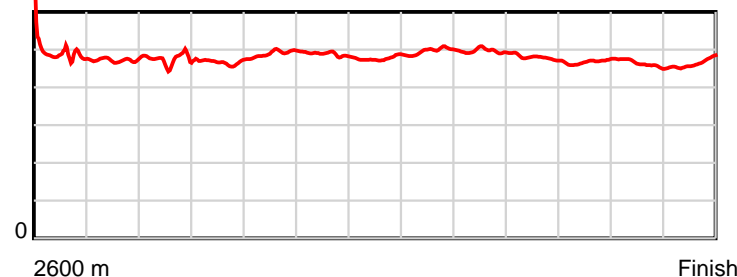
September 28, 2018, Race 5, AVON CITY FORD CUP DAY BOOT PARTY - LIMITED REMAIN HCP TROT, Distance 2600m, Addington - Survey 3200m

Result	TAB no.	Horse (Barrier)	2200m to	2000m to	1800m to	1600m to	1400m to	1200m to	1000m to	800m to	600m to	400m to	200m to	Total or	Margin
8th	10	Celtic Thunder (3)	2000m	1800m	1600m	1400m	1200m	1000m	800m	600m	400m	200m	WP	Average	
		Position in running (margin)	7(20.6)	8(27.1)	8(21.7)	8(16.6)	7(12.7)	6(5.4)	5(4.8)	5(4.6)	5(5.4)	5(4.1)	7(4.0)		7.20
		Sectional time (s)	17.14	15.14	15.91	15.90	15.00	16.16	16.24	15.20	14.67	14.81	14.85		
		Cumulative time (s)	171.02	153.88	138.74	122.83	106.93	91.93	75.77	59.53	44.33	29.66	14.85	3:27.53	
		Speed (m/s)	11.67	13.21	12.57	12.58	13.33	12.38	12.32	13.16	13.63	13.50	13.47	12.53	
		Stride length (m)	5.52	6.17	6.17	6.13	6.36	6.15	6.10	6.30	6.38	6.24	6.28	6.06	
		Stride duration (s)	0.473	0.467	0.491	0.488	0.477	0.497	0.496	0.478	0.468	0.462	0.466	0.484	
		Stride efficiency (%)	47.62	59.46	59.44	58.79	63.29	59.18	58.24	61.93	63.58	60.80	61.71	57.48	
		Stride count	36.23	32.42	32.43	32.61	31.43	32.50	32.76	31.77	31.35	32.06	31.82	428.70	

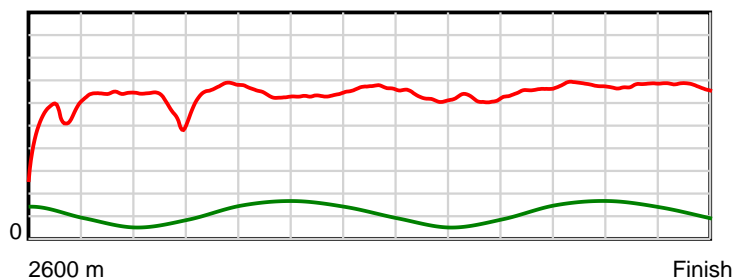
10 m Stride length



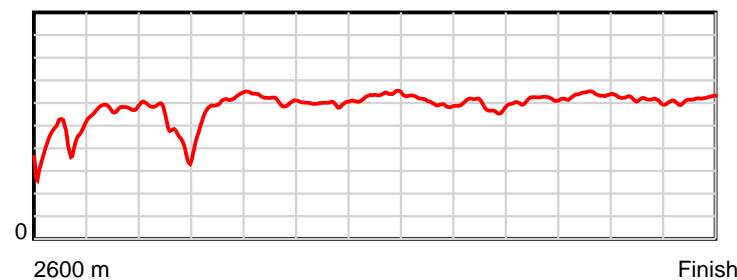
0.6 s Stride duration



20 m/sec Speed



100 % Stride efficiency



Note: Horizontal distance axis grid lines are 200m furlongs.

Disclaimer.

HRNZ and NZMTC and Thoroughbred Ratings Pty Ltd accepts no responsibility for the completeness or accuracy of any of the information contained herein, and makes no representations about its suitability for any particular purpose. Users should make their own judgements about those matters and/or seek independent advice. You assume all risks associated with use of the data provided on this page.



Race Results



September 28, 2018, Race 5, AVON CITY FORD CUP DAY BOOT PARTY - LIMITED REMAIN HCP TROT, Distance 2600m, Addington - Survey 3200m

Result	TAB no.	Horse (Barrier)	2600 to	2400m to
9th	6	Anna Kate (10)	2400m	2200m
		Position in running (margin)	-	4(9.9)
		Sectional time (s)	18.93	21.00
		Cumulative time (s)	210.67	191.74
		Speed (m/s)	10.56	9.52
		Stride length (m)	4.89	4.48
		Stride duration (s)	0.470	0.470
		Stride efficiency (%)	37.31	31.37
		Stride count	40.93	44.63

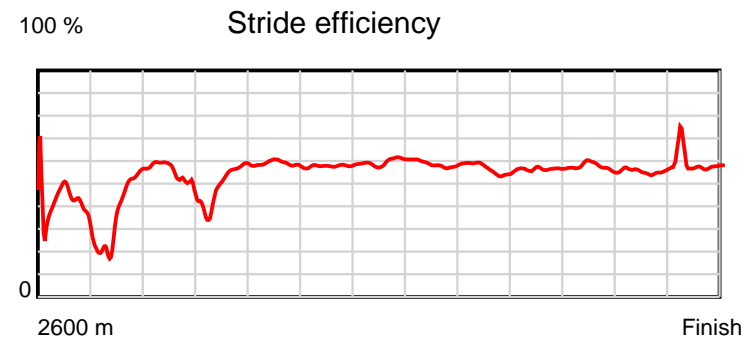
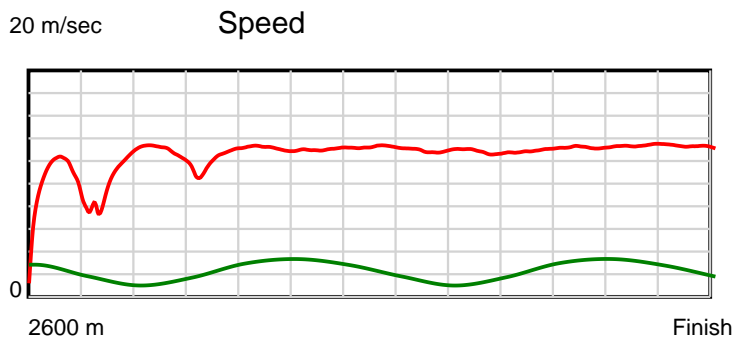
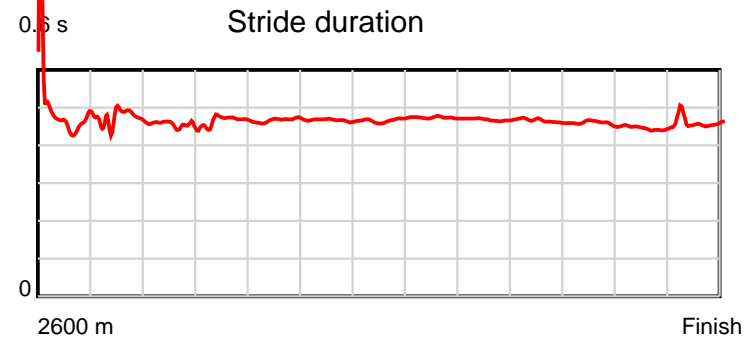
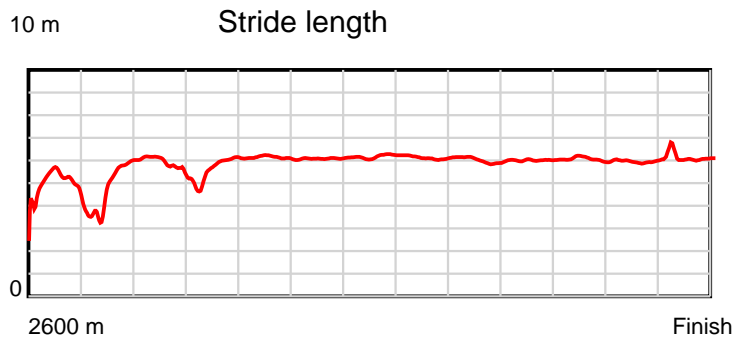
Disclaimer.

HRNZ and NZMTC and Thoroughbred Ratings Pty Ltd accepts no responsibility for the completeness or accuracy of any of the information contained herein, and makes no representations about its suitability for any particular purpose. Users should make their own judgements about those matters and/or seek independent advice. You assume all risks associated with use of the data provided on this page.

Race Results

September 28, 2018, Race 5, AVON CITY FORD CUP DAY BOOT PARTY - LIMITED REMAIN HCP TROT, Distance 2600m, Addington - Survey 3200m

Result	TAB no.	Horse (Barrier)	2200m to	2000m to	1800m to	1600m to	1400m to	1200m to	1000m to	800m to	600m to	400m to	200m to	Total or	Margin
9th	6	Anna Kate (10)	2000m	1800m	1600m	1400m	1200m	1000m	800m	600m	400m	200m	WP	Average	
		Position in running (margin)	9(42.1)	9(40.6)	10(43.0)	10(35.5)	10(28.8)	10(22.5)	10(18.4)	10(14.9)	10(17.4)	10(20.1)	9(22.0)		24.20
		Sectional time (s)	15.81	16.44	15.50	15.44	15.17	15.58	15.69	15.48	15.34	15.14	15.15		
		Cumulative time (s)	170.74	154.93	138.49	122.99	107.55	92.38	76.80	61.11	45.63	30.29	15.15	3:30.67	
		Speed (m/s)	12.65	12.17	12.90	12.95	13.18	12.84	12.75	12.92	13.04	13.21	13.20	12.34	
		Stride length (m)	5.72	5.65	6.03	6.04	6.16	6.07	5.96	6.00	5.98	5.89	6.08	5.72	
		Stride duration (s)	0.452	0.464	0.467	0.467	0.467	0.473	0.468	0.465	0.459	0.446	0.460	0.463	
		Stride efficiency (%)	51.18	49.88	56.78	57.10	59.25	57.64	55.58	56.26	55.94	54.14	57.75	51.08	
		Stride count	34.95	35.40	33.18	33.09	32.48	32.93	33.53	33.33	33.43	33.98	32.90	454.76	



Note: Horizontal distance axis grid lines are 200m furlongs.

Disclaimer.

HRNZ and NZMTC and Thoroughbred Ratings Pty Ltd accepts no responsibility for the completeness or accuracy of any of the information contained herein, and makes no representations about its suitability for any particular purpose. Users should make their own judgements about those matters and/or seek independent advice. You assume all risks associated with use of the data provided on this page.



Race Results



September 28, 2018, Race 5, AVON CITY FORD CUP DAY BOOT PARTY - LIMITED REMAIN HCP TROT, Distance 2600m, Addington - Survey 3200m

Result	TAB no.	Horse (Barrier)	2600 to	2400m to
10th	4	Galleons Glory (8)	2400m	2200m
		Position in running (margin)	-	11(46.0)
		Sectional time (s)	25.06	15.47
		Cumulative time (s)	212.95	187.89
		Speed (m/s)	7.98	12.93
		Stride length (m)	3.61	5.49
		Stride duration (s)	0.454	0.424
		Stride efficiency (%)	20.42	47.02
		Stride count	55.33	36.46

Disclaimer.

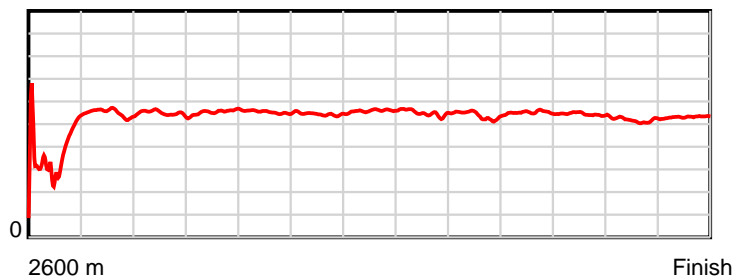
HRNZ and NZMTC and Thoroughbred Ratings Pty Ltd accepts no responsibility for the completeness or accuracy of any of the information contained herein, and makes no representations about its suitability for any particular purpose. Users should make their own judgements about those matters and/or seek independent advice. You assume all risks associated with use of the data provided on this page.

Race Results

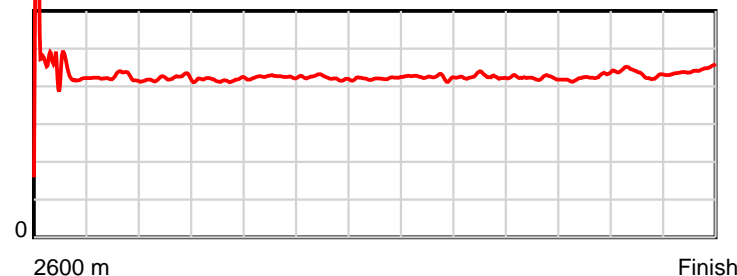
September 28, 2018, Race 5, AVON CITY FORD CUP DAY BOOT PARTY - LIMITED REMAIN HCP TROT, Distance 2600m, Addington - Survey 3200m

Result	TAB no.	Horse (Barrier)	2200m to	2000m to	1800m to	1600m to	1400m to	1200m to	1000m to	800m to	600m to	400m to	200m to	Total or	Margin
10th	4	Galleons Glory (8)	2000m	1800m	1600m	1400m	1200m	1000m	800m	600m	400m	200m	WP	Average	
		Position in running (margin)	10(45.1)	10(42.1)	9(36.3)	9(28.8)	9(22.5)	9(15.6)	9(10.6)	8(8.1)	9(9.9)	9(14.6)	10(25.8)		36.50
		Sectional time (s)	15.56	15.08	15.50	15.50	15.06	15.43	15.86	15.36	15.67	16.70	16.70		
		Cumulative time (s)	172.42	156.86	141.78	126.28	110.78	95.72	80.29	64.43	49.07	33.40	16.70	3:32.95	
		Speed (m/s)	12.85	13.26	12.90	12.90	13.28	12.96	12.61	13.02	12.76	11.98	11.98	12.21	
		Stride length (m)	5.41	5.54	5.48	5.45	5.59	5.50	5.36	5.50	5.42	5.20	5.30	5.23	
		Stride duration (s)	0.421	0.418	0.425	0.422	0.421	0.425	0.425	0.423	0.425	0.434	0.442	0.429	
		Stride efficiency (%)	45.74	47.97	46.99	46.38	48.91	47.31	44.87	47.30	45.97	42.20	43.84	42.78	
		Stride count	36.97	36.10	36.47	36.71	35.75	36.35	37.32	36.35	36.87	38.48	37.76	496.92	

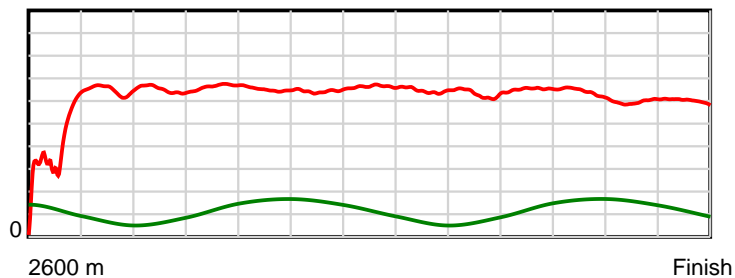
10 m Stride length



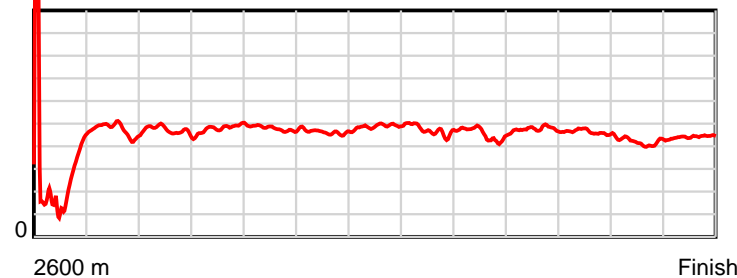
0.5 s Stride duration



20 m/sec Speed



100 % Stride efficiency



Note: Horizontal distance axis grid lines are 200m furlongs.

Disclaimer.

HRNZ and NZMTC and Thoroughbred Ratings Pty Ltd accepts no responsibility for the completeness or accuracy of any of the information contained herein, and makes no representations about its suitability for any particular purpose. Users should make their own judgements about those matters and/or seek independent advice. You assume all risks associated with use of the data provided on this page.



Race Results



September 28, 2018, Race 5, AVON CITY FORD CUP DAY BOOT PARTY - LIMITED REMAIN HCP TROT, Distance 2600m, Addington - Survey 3200m

Result	TAB no.	Horse (Barrier)	2600 to	2400m to
11th	8	Red Harbour (2)	2400m	2200m
		Position in running (margin)	-	6(10.6)
		Sectional time (s)	19.22	24.50
		Cumulative time (s)	233.79	214.57
		Speed (m/s)	10.40	8.16
		Stride length (m)	5.51	3.89
		Stride duration (s)	0.457	0.476
		Stride efficiency (%)	47.39	23.61
		Stride count	36.32	51.45

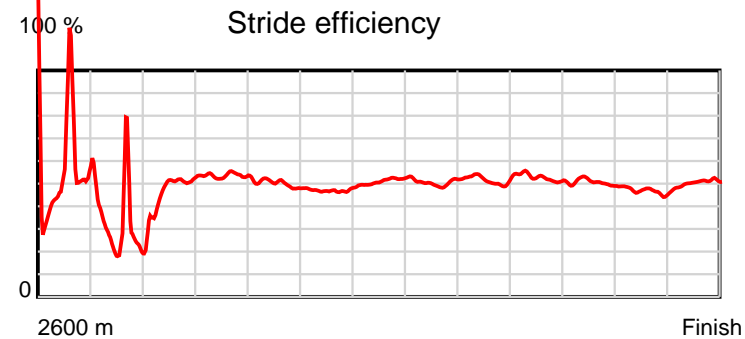
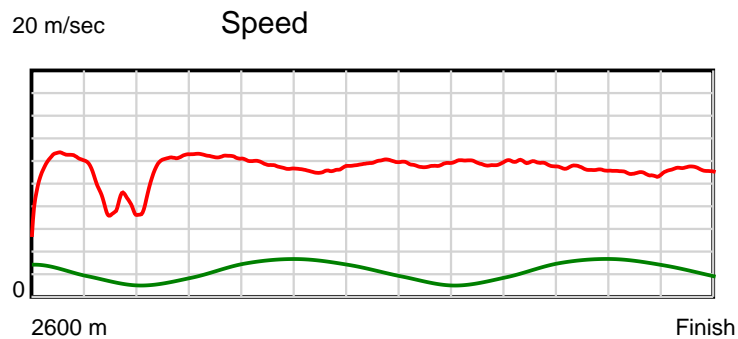
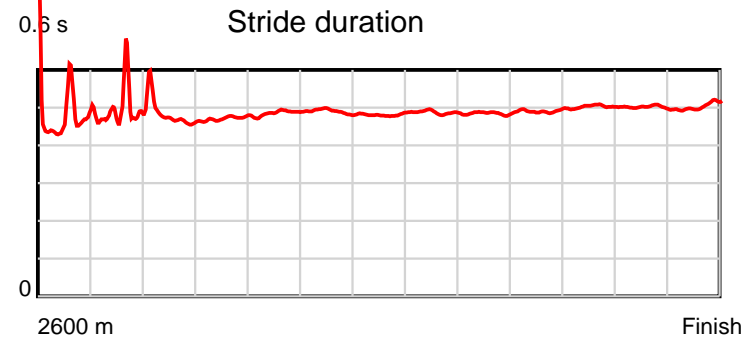
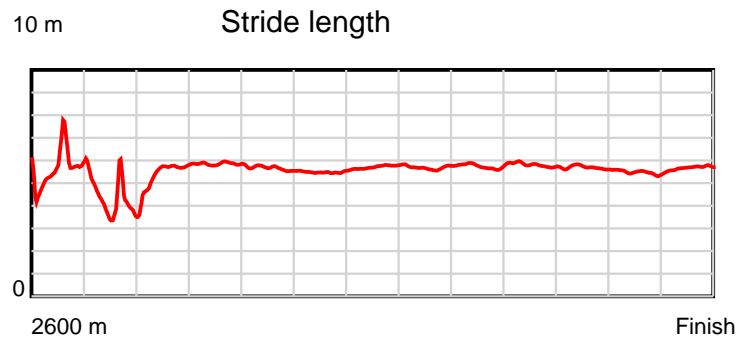
Disclaimer.

HRNZ and NZMTC and Thoroughbred Ratings Pty Ltd accepts no responsibility for the completeness or accuracy of any of the information contained herein, and makes no representations about its suitability for any particular purpose. Users should make their own judgements about those matters and/or seek independent advice. You assume all risks associated with use of the data provided on this page.

Race Results

September 28, 2018, Race 5, AVON CITY FORD CUP DAY BOOT PARTY - LIMITED REMAIN HCP TROT, Distance 2600m, Addington - Survey 3200m

Result	TAB no.	Horse (Barrier)	2200m to	2000m to	1800m to	1600m to	1400m to	1200m to	1000m to	800m to	600m to	400m to	200m to	Total or	Margin
11th	8	Red Harbour (2)	2000m	1800m	1600m	1400m	1200m	1000m	800m	600m	400m	200m	WP	Average	
		Position in running (margin)	11(63.8)	11(72.3)	11(72.9)	11(76.6)	11(83.4)	11(86.0)	11(91.8)	11(96.1)	11(106.9)	11(124.8)	11(144.9)		149.10
		Sectional time (s)	17.46	16.15	17.38	17.67	16.66	17.22	17.00	16.87	17.87	18.18	17.61		
		Cumulative time (s)	190.07	172.61	156.46	139.08	121.41	104.75	87.53	70.53	53.66	35.79	17.61	3:53.79	
		Speed (m/s)	11.45	12.38	11.51	11.32	12.00	11.61	11.76	11.86	11.19	11.00	11.36	11.12	
		Stride length (m)	5.50	5.85	5.60	5.54	5.78	5.65	5.71	5.83	5.62	5.51	5.74	5.46	
		Stride duration (s)	0.480	0.472	0.486	0.490	0.481	0.487	0.485	0.491	0.503	0.501	0.505	0.491	
		Stride efficiency (%)	47.30	53.41	48.99	48.02	52.19	49.95	50.90	53.06	49.42	47.53	51.45	46.59	
		Stride count	36.35	34.21	35.72	36.08	34.61	35.37	35.04	34.32	35.56	36.27	34.85	476.15	



Note: Horizontal distance axis grid lines are 200m furlongs.

Disclaimer.

HRNZ and NZMTC and Thoroughbred Ratings Pty Ltd accepts no responsibility for the completeness or accuracy of any of the information contained herein, and makes no representations about its suitability for any particular purpose. Users should make their own judgements about those matters and/or seek independent advice. You assume all risks associated with use of the data provided on this page.