



Race Results

NZ Metropolitan Trotting Club Inc, HRNZ, September 28, 2018

Compilation date: September 28, 2018, 10:01:23 PM (NZST)

Copyright © 2018 HRNZ and NZMTC. All rights reserved.

Trademarks.

StrideMASTER is a registered trademark of Thoroughbred Ratings Pty Ltd.

Disclaimer.

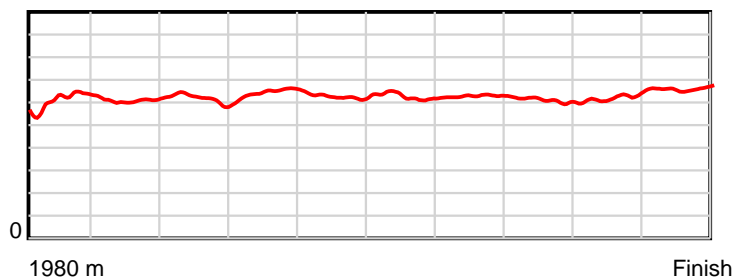
HRNZ and NZMTC and Thoroughbred Ratings Pty Ltd accepts no responsibility for the completeness or accuracy of any of the information contained herein, and makes no representations about its suitability for any particular purpose. Users should make their own judgements about those matters and/or seek independent advice. You assume all risks associated with use of the data provided on this page.

Race Results

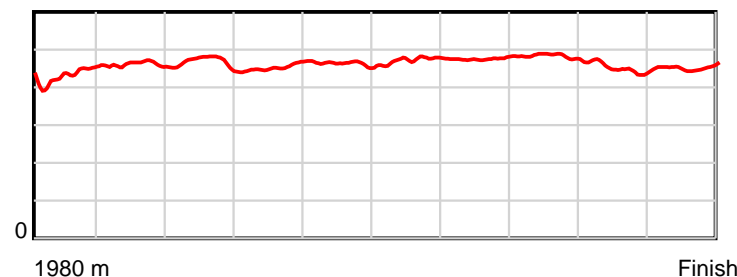
September 28, 2018, Race 9, CROWNE PLAZA CHRISTCHURCH MOBILE PACE, Distance 1980m, Addington - Survey 1980m

Result	TAB no.	Horse (Barrier)	1980 to	1800m to	1600m to	1400m to	1200m to	1000m to	800m to	600m to	400m to	200m to	Total or	Margin
1st	6	The Moonshadow (10)	1800m	1600m	1400m	1200m	1000m	800m	600m	400m	200m	WP	Average	
		Position in running (margin)	-	4(2.6)	2(0.3)	1(0.0)	2(0.6)	3(2.3)	3(2.1)	3(2.4)	4(2.5)	1(0.0)		0.00
		Sectional time (s)	12.82	15.57	15.20	14.07	14.76	15.22	15.18	15.89	14.58	13.79		
		Cumulative time (s)	147.08	134.26	118.69	103.49	89.42	74.66	59.44	44.26	28.37	13.79	2:27.08	
		Speed (m/s)	14.04	12.85	13.16	14.21	13.55	13.14	13.18	12.59	13.72	14.50	13.46	
		Stride length (m)	6.06	5.92	6.14	6.46	6.27	6.22	6.27	6.06	6.18	6.58	6.21	
		Stride duration (s)	0.431	0.460	0.467	0.454	0.462	0.473	0.476	0.482	0.451	0.454	0.461	
		Stride efficiency (%)	57.35	54.68	58.91	65.13	61.37	60.42	61.42	57.43	59.74	67.63	60.29	
		Stride count	29.71	33.81	32.57	30.98	31.91	32.16	31.90	32.99	32.35	30.40	318.78	

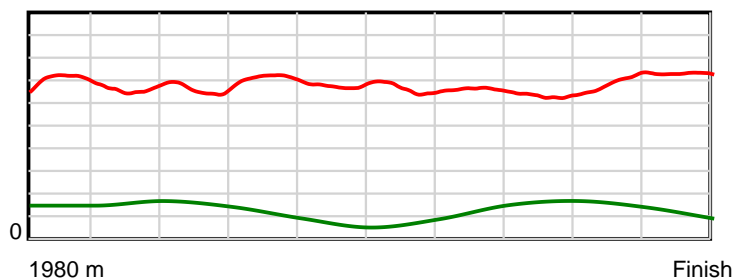
10 m Stride length



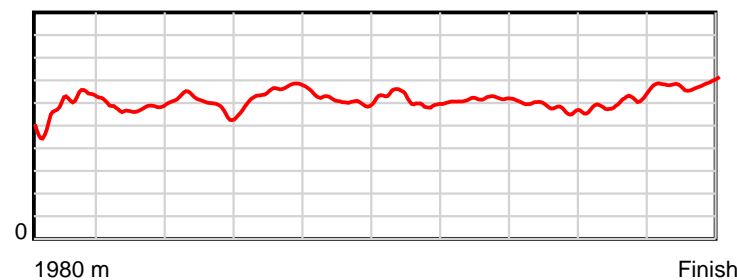
0.6 s Stride duration



20 m/sec Speed



100 % Stride efficiency



Note: Horizontal distance axis grid lines are 200m furlongs.

Disclaimer.

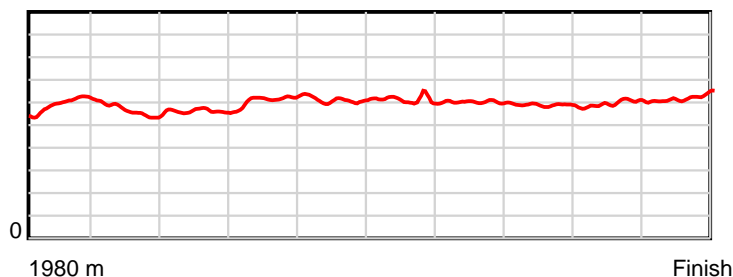
HRNZ and NZMTC and Thoroughbred Ratings Pty Ltd accepts no responsibility for the completeness or accuracy of any of the information contained herein, and makes no representations about its suitability for any particular purpose. Users should make their own judgements about those matters and/or seek independent advice. You assume all risks associated with use of the data provided on this page.

Race Results

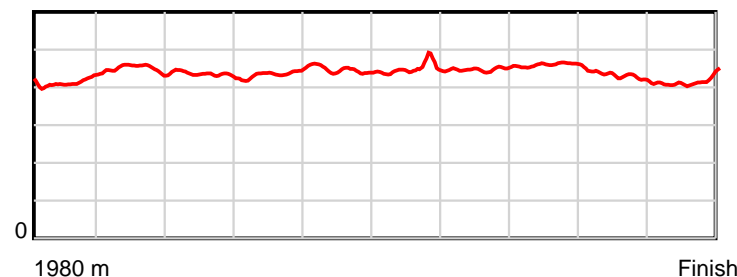
September 28, 2018, Race 9, CROWNE PLAZA CHRISTCHURCH MOBILE PACE, Distance 1980m, Addington - Survey 1980m

Result	TAB no.	Horse (Barrier)	1980 to	1800m to	1600m to	1400m to	1200m to	1000m to	800m to	600m to	400m to	200m to	Total or	Margin
2nd	1	My Carbon Copy (5)	1800m	1600m	1400m	1200m	1000m	800m	600m	400m	200m	WP	Average	
		Position in running (margin)	-	3(1.6)	3(1.9)	6(3.6)	8(5.3)	7(7.1)	7(5.2)	7(4.0)	7(4.6)	3(2.6)		1.20
		Sectional time (s)	12.77	16.01	15.53	14.24	14.79	14.93	14.92	15.98	14.66	13.47		
		Cumulative time (s)	147.30	134.53	118.52	102.99	88.75	73.96	59.03	44.11	28.13	13.47	2:27.30	
		Speed (m/s)	14.09	12.49	12.88	14.04	13.52	13.40	13.40	12.52	13.64	14.85	13.44	
		Stride length (m)	5.88	5.61	5.62	6.11	6.03	5.97	6.01	5.74	5.85	6.22	5.90	
		Stride duration (s)	0.412	0.449	0.436	0.435	0.446	0.446	0.449	0.459	0.429	0.419	0.439	
		Stride efficiency (%)	54.03	49.25	49.30	58.38	56.74	55.77	56.49	51.54	53.53	60.39	54.38	
		Stride count	30.61	35.62	35.61	32.72	33.19	33.48	33.26	34.82	34.17	32.17	335.65	

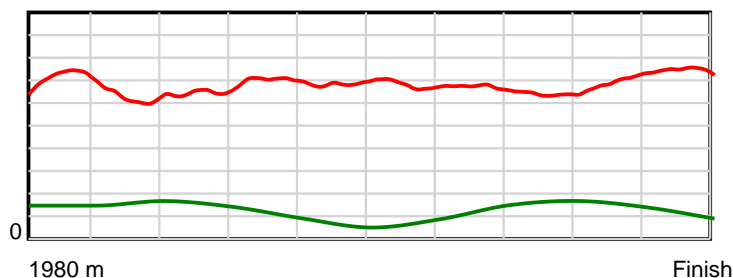
10 m Stride length



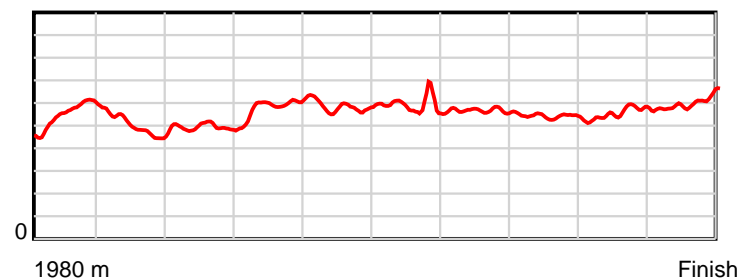
0.6 s Stride duration



20 m/sec Speed



100 % Stride efficiency



Note: Horizontal distance axis grid lines are 200m furlongs.

Disclaimer.

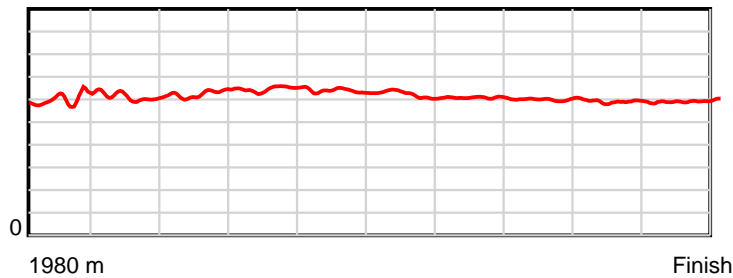
HRNZ and NZMTC and Thoroughbred Ratings Pty Ltd accepts no responsibility for the completeness or accuracy of any of the information contained herein, and makes no representations about its suitability for any particular purpose. Users should make their own judgements about those matters and/or seek independent advice. You assume all risks associated with use of the data provided on this page.

Race Results

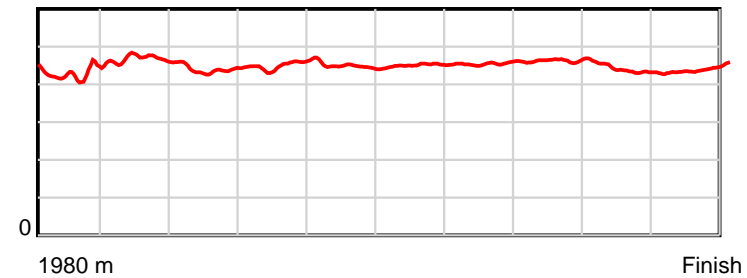
September 28, 2018, Race 9, CROWNE PLAZA CHRISTCHURCH MOBILE PACE, Distance 1980m, Addington - Survey 1980m

Result	TAB no.	Horse (Barrier)	1980 to	1800m to	1600m to	1400m to	1200m to	1000m to	800m to	600m to	400m to	200m to	Total or	Margin
3rd	12	He's A Ladies ... (1)	1800m	1600m	1400m	1200m	1000m	800m	600m	400m	200m	WP	Average	
		Position in running (margin)	-	9(5.4)	8(6.0)	2(1.5)	3(2.3)	2(1.9)	2(0.9)	2(0.9)	2(1.2)	2(0.8)		7.80
		Sectional time (s)	13.42	16.06	14.51	14.10	14.42	15.06	15.14	15.92	14.93	14.96		
		Cumulative time (s)	148.52	135.10	119.04	104.53	90.43	76.01	60.95	45.81	29.89	14.96	2:28.52	
		Speed (m/s)	13.41	12.45	13.78	14.18	13.87	13.28	13.21	12.56	13.40	13.37	13.33	
		Stride length (m)	5.95	5.82	6.06	6.41	6.20	6.00	6.01	5.82	5.85	5.90	6.00	
		Stride duration (s)	0.425	0.467	0.439	0.452	0.447	0.452	0.455	0.463	0.437	0.441	0.450	
		Stride efficiency (%)	55.24	52.88	57.37	64.20	59.99	56.19	56.47	52.91	53.48	54.31	56.17	
		Stride count	30.28	34.38	33.01	31.20	32.28	33.35	33.27	34.37	34.19	33.93	330.26	

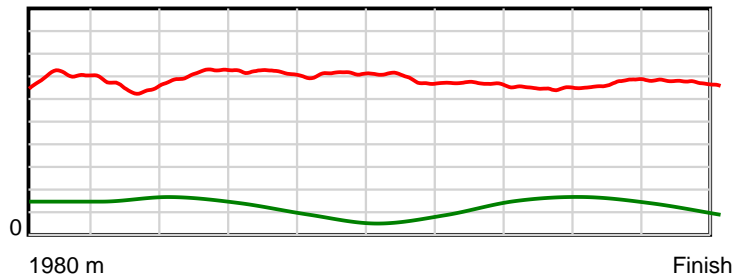
10 m Stride length



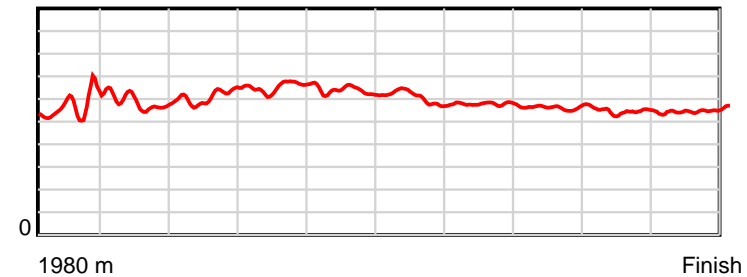
0.6 s Stride duration



20 m/sec Speed



100 % Stride efficiency



Note: Horizontal distance axis grid lines are 200m furlongs.

Disclaimer.

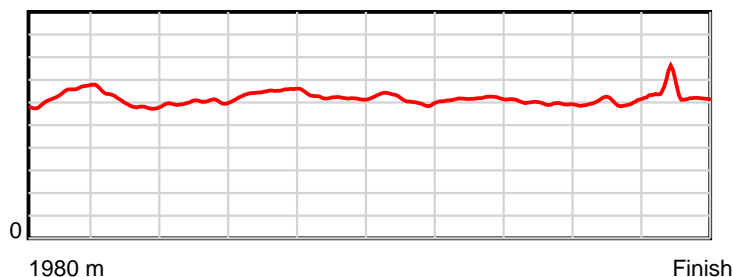
HRNZ and NZMTC and Thoroughbred Ratings Pty Ltd accepts no responsibility for the completeness or accuracy of any of the information contained herein, and makes no representations about its suitability for any particular purpose. Users should make their own judgements about those matters and/or seek independent advice. You assume all risks associated with use of the data provided on this page.

Race Results

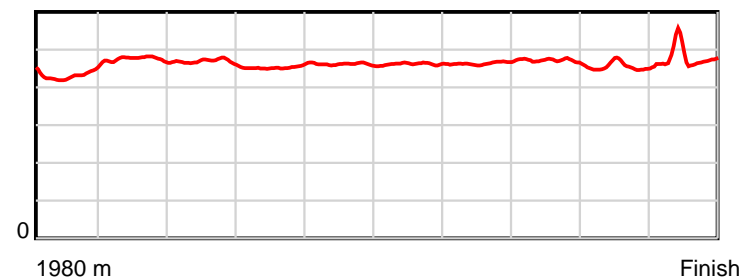
September 28, 2018, Race 9, CROWNE PLAZA CHRISTCHURCH MOBILE PACE, Distance 1980m, Addington - Survey 1980m

Result	TAB no.	Horse (Barrier)	1980 to	1800m to	1600m to	1400m to	1200m to	1000m to	800m to	600m to	400m to	200m to	Total or	Margin
4th	3	Forty Wives (7)	1800m	1600m	1400m	1200m	1000m	800m	600m	400m	200m	WP	Average	
		Position in running (margin)	-	1(0.0)	1(0.0)	4(2.4)	4(2.4)	4(4.5)	6(4.0)	6(3.4)	5(3.9)	4(4.9)		11.40
		Sectional time (s)	12.58	15.96	15.65	13.96	14.84	15.16	15.04	15.95	15.16	14.88		
		Cumulative time (s)	149.18	136.60	120.64	104.99	91.03	76.19	61.03	45.99	30.04	14.88	2:29.18	
		Speed (m/s)	14.30	12.53	12.78	14.33	13.48	13.19	13.30	12.54	13.19	13.44	13.27	
		Stride length (m)	6.29	5.95	5.98	6.49	6.22	6.09	6.17	5.90	5.99	6.38	6.14	
		Stride duration (s)	0.433	0.475	0.468	0.453	0.461	0.462	0.464	0.470	0.454	0.474	0.463	
		Stride efficiency (%)	61.80	55.40	55.91	65.82	60.45	58.04	59.54	54.37	56.12	63.53	58.90	
		Stride count	28.62	33.59	33.44	30.82	32.16	32.82	32.40	33.91	33.37	31.37	322.50	

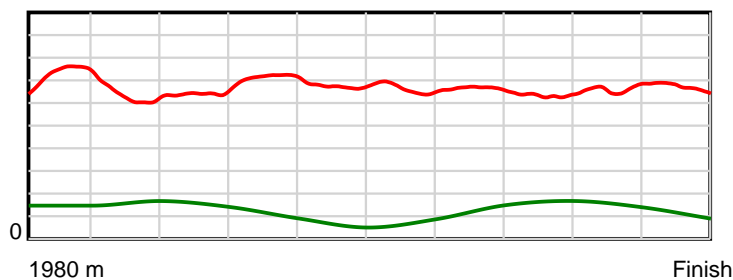
10 m Stride length



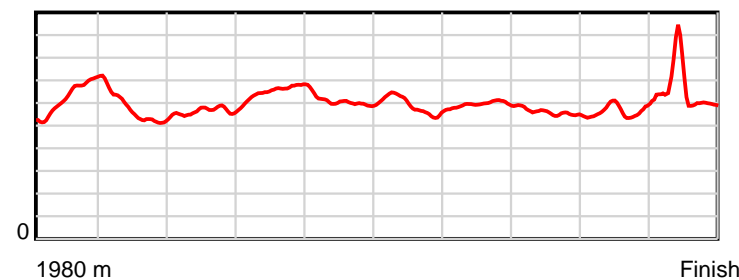
0.6 s Stride duration



20 m/sec Speed



100 % Stride efficiency



Note: Horizontal distance axis grid lines are 200m furlongs.

Disclaimer.

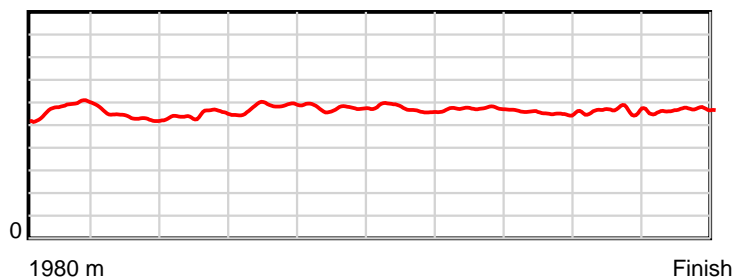
HRNZ and NZMTC and Thoroughbred Ratings Pty Ltd accepts no responsibility for the completeness or accuracy of any of the information contained herein, and makes no representations about its suitability for any particular purpose. Users should make their own judgements about those matters and/or seek independent advice. You assume all risks associated with use of the data provided on this page.

Race Results

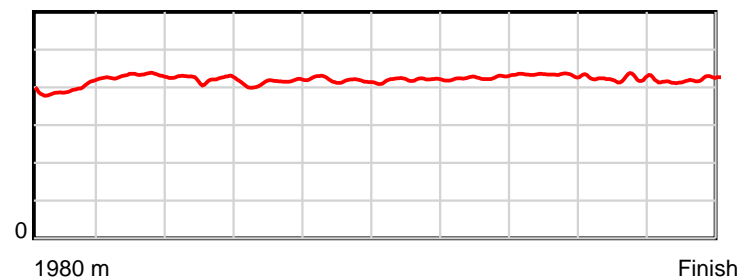
September 28, 2018, Race 9, CROWNE PLAZA CHRISTCHURCH MOBILE PACE, Distance 1980m, Addington - Survey 1980m

Result	TAB no.	Horse (Barrier)	1980 to	1800m to	1600m to	1400m to	1200m to	1000m to	800m to	600m to	400m to	200m to	Total or	Margin
5th	5	Princess Fulha... (9)	1800m	1600m	1400m	1200m	1000m	800m	600m	400m	200m	WP	Average	
		Position in running (margin)	-	2(1.0)	5(3.0)	9(5.8)	9(7.1)	11(9.3)	10(7.5)	10(5.9)	10(6.5)	6(7.7)		13.00
		Sectional time (s)	12.52	16.30	15.71	14.18	14.86	14.94	14.86	15.97	15.20	14.94		
		Cumulative time (s)	149.48	136.96	120.66	104.95	90.77	75.91	60.97	46.11	30.14	14.94	2:29.48	
		Speed (m/s)	14.37	12.27	12.73	14.10	13.46	13.39	13.46	12.52	13.16	13.39	13.25	
		Stride length (m)	5.69	5.29	5.39	5.82	5.64	5.63	5.74	5.43	5.57	5.61	5.57	
		Stride duration (s)	0.395	0.431	0.423	0.413	0.419	0.420	0.427	0.433	0.423	0.419	0.421	
		Stride efficiency (%)	50.57	43.69	45.39	53.00	49.71	49.52	51.53	46.06	48.41	49.19	48.57	
		Stride count	31.64	37.83	37.11	34.34	35.46	35.53	34.83	36.84	35.93	35.65	355.16	

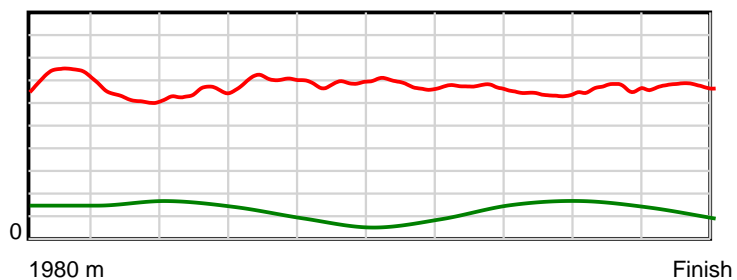
10 m Stride length



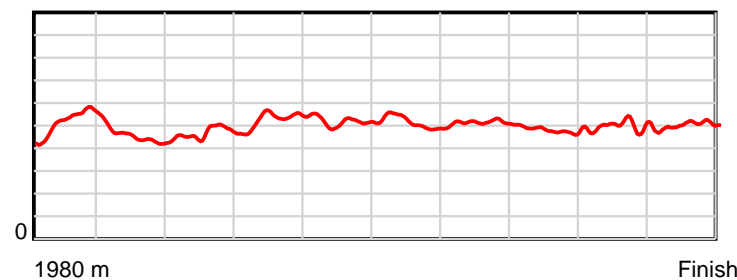
0.6 s Stride duration



20 m/sec Speed



100 % Stride efficiency



Note: Horizontal distance axis grid lines are 200m furlongs.

Disclaimer.

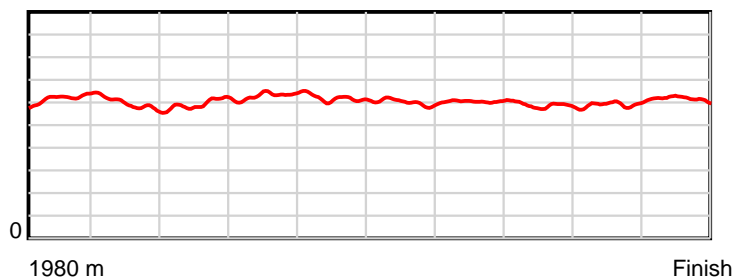
HRNZ and NZMTC and Thoroughbred Ratings Pty Ltd accepts no responsibility for the completeness or accuracy of any of the information contained herein, and makes no representations about its suitability for any particular purpose. Users should make their own judgements about those matters and/or seek independent advice. You assume all risks associated with use of the data provided on this page.

Race Results

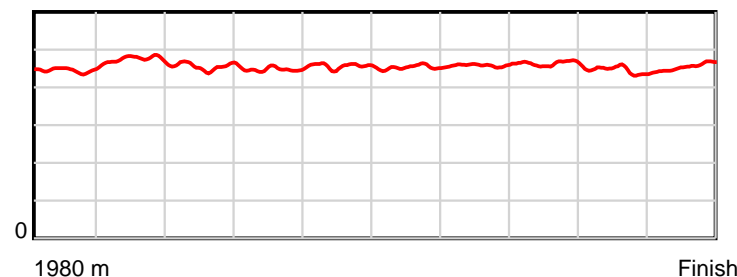
September 28, 2018, Race 9, CROWNE PLAZA CHRISTCHURCH MOBILE PACE, Distance 1980m, Addington - Survey 1980m

Result	TAB no.	Horse (Barrier)	1980 to	1800m to	1600m to	1400m to	1200m to	1000m to	800m to	600m to	400m to	200m to	Total or	Margin
6th	11	Dark Rage (2)	1800m	1600m	1400m	1200m	1000m	800m	600m	400m	200m	WP	Average	
		Position in running (margin)	-	10(6.1)	10(6.7)	10(6.7)	11(7.8)	10(9.3)	11(8.2)	12(8.4)	12(8.0)	9(8.0)		13.20
		Sectional time (s)	13.48	16.06	15.25	14.14	14.74	15.06	15.17	15.80	15.00	14.82		
		Cumulative time (s)	149.52	136.04	119.98	104.73	90.59	75.85	60.79	45.62	29.82	14.82	2:29.52	
		Speed (m/s)	13.35	12.45	13.11	14.14	13.57	13.28	13.18	12.66	13.33	13.50	13.24	
		Stride length (m)	6.17	5.91	5.98	6.33	6.20	6.01	6.04	5.86	5.93	6.15	6.05	
		Stride duration (s)	0.446	0.475	0.456	0.447	0.457	0.452	0.458	0.463	0.445	0.456	0.457	
		Stride efficiency (%)	59.47	54.62	55.88	62.58	60.06	56.39	57.00	53.65	54.89	59.07	57.25	
		Stride count	29.18	33.83	33.44	31.60	32.26	33.29	33.11	34.13	33.75	32.53	327.12	

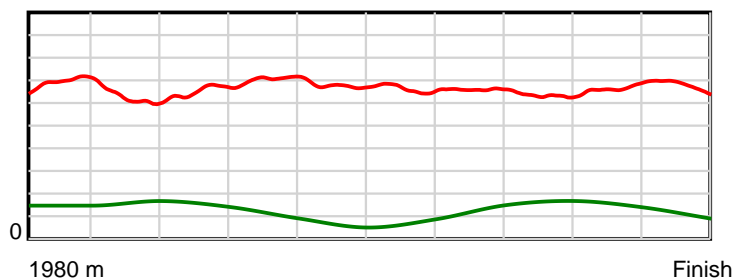
10 m Stride length



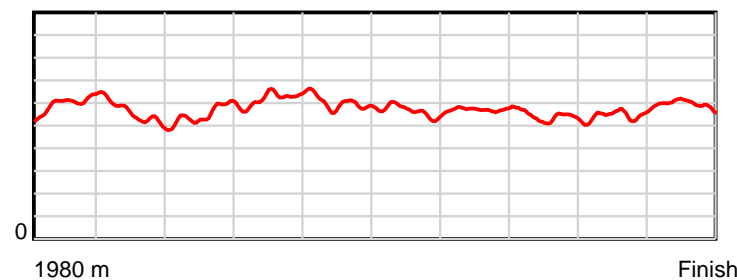
0.6 s Stride duration



20 m/sec Speed



100 % Stride efficiency



Note: Horizontal distance axis grid lines are 200m furlongs.

Disclaimer.

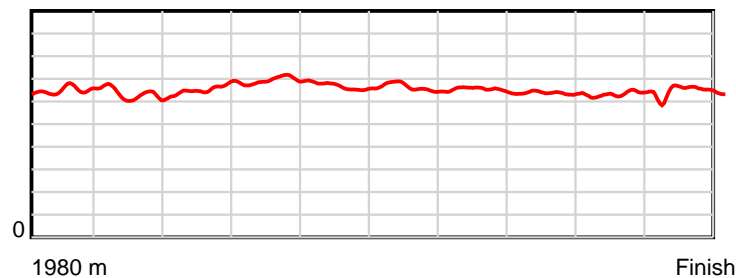
HRNZ and NZMTC and Thoroughbred Ratings Pty Ltd accepts no responsibility for the completeness or accuracy of any of the information contained herein, and makes no representations about its suitability for any particular purpose. Users should make their own judgements about those matters and/or seek independent advice. You assume all risks associated with use of the data provided on this page.

Race Results

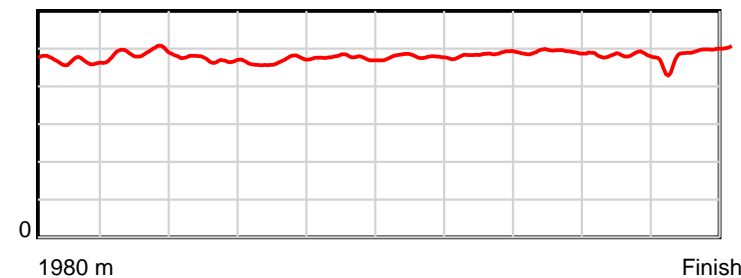
September 28, 2018, Race 9, CROWNE PLAZA CHRISTCHURCH MOBILE PACE, Distance 1980m, Addington - Survey 1980m

Result	TAB no.	Horse (Barrier)	1980 to	1800m to	1600m to	1400m to	1200m to	1000m to	800m to	600m to	400m to	200m to	Total or	Margin
7th	14	Matau Gem (3)	1800m	1600m	1400m	1200m	1000m	800m	600m	400m	200m	WP	Average	
		Position in running (margin)	-	12(8.2)	11(8.0)	8(5.0)	5(2.8)	5(4.5)	4(3.0)	4(2.6)	6(4.4)	7(7.7)		14.40
		Sectional time (s)	13.75	15.94	14.74	13.59	14.78	14.98	15.07	16.16	15.56	15.17		
		Cumulative time (s)	149.74	135.99	120.05	105.31	91.72	76.94	61.96	46.89	30.73	15.17	2:29.74	
		Speed (m/s)	13.09	12.55	13.57	14.72	13.53	13.35	13.27	12.38	12.85	13.18	13.22	
		Stride length (m)	6.39	6.15	6.40	6.87	6.44	6.39	6.46	6.08	6.09	6.52	6.37	
		Stride duration (s)	0.466	0.490	0.472	0.467	0.476	0.478	0.487	0.491	0.474	0.494	0.482	
		Stride efficiency (%)	63.85	59.14	63.98	73.71	64.75	63.72	65.24	57.73	57.95	66.36	63.41	
		Stride count	28.16	32.51	31.26	29.12	31.07	31.32	30.95	32.91	32.84	30.69	310.83	

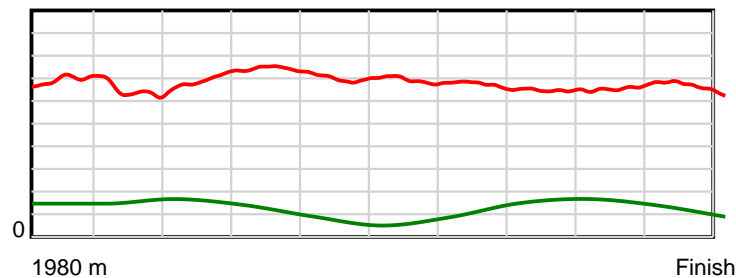
10 m Stride length



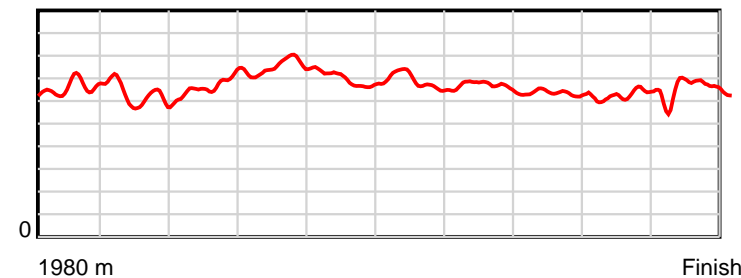
0.6 s Stride duration



20 m/sec Speed



100 % Stride efficiency



Note: Horizontal distance axis grid lines are 200m furlongs.

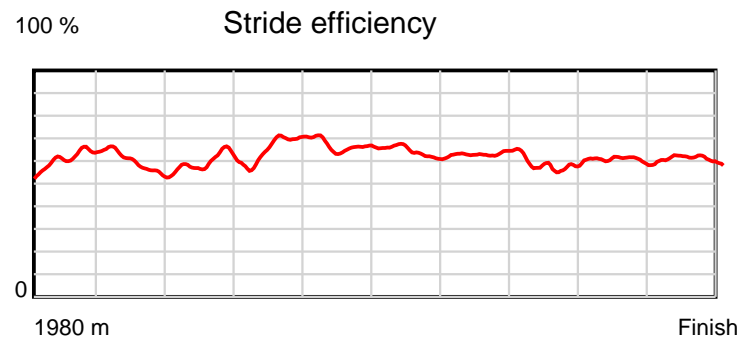
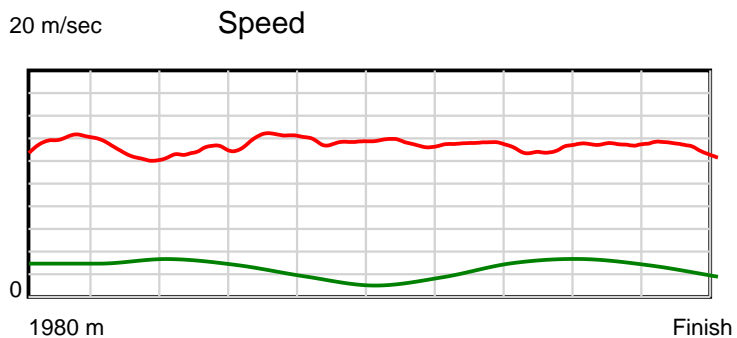
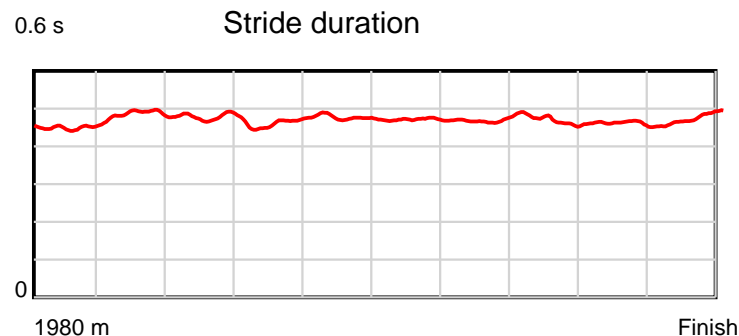
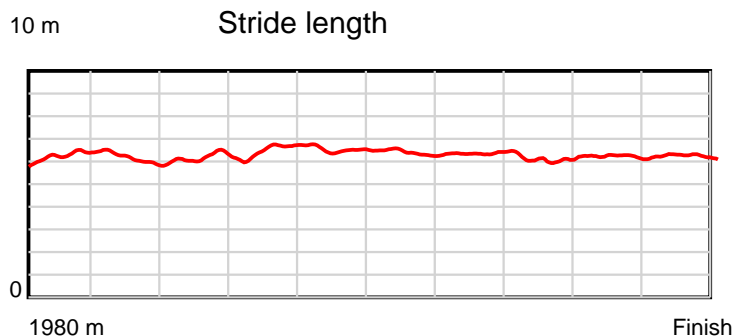
Disclaimer.

HRNZ and NZMTC and Thoroughbred Ratings Pty Ltd accepts no responsibility for the completeness or accuracy of any of the information contained herein, and makes no representations about its suitability for any particular purpose. Users should make their own judgements about those matters and/or seek independent advice. You assume all risks associated with use of the data provided on this page.

Race Results

September 28, 2018, Race 9, CROWNE PLAZA CHRISTCHURCH MOBILE PACE, Distance 1980m, Addington - Survey 1980m

Result	TAB no.	Horse (Barrier)	1980 to	1800m to	1600m to	1400m to	1200m to	1000m to	800m to	600m to	400m to	200m to	Total or	Margin
8th	2	Karanga Sweet ... (6)	1800m	1600m	1400m	1200m	1000m	800m	600m	400m	200m	WP	Average	
		Position in running (margin)	-	7(4.3)	7(5.1)	11(7.6)	12(9.4)	12(11.6)	12(10.0)	11(8.1)	11(7.1)	10(8.4)		16.60
		Sectional time (s)	13.29	16.10	15.66	14.26	14.85	14.97	14.81	15.70	15.23	15.29		
		Cumulative time (s)	150.16	136.87	120.77	105.11	90.85	76.00	61.03	46.22	30.52	15.29	2:30.16	
		Speed (m/s)	13.54	12.42	12.77	14.03	13.47	13.36	13.50	12.74	13.13	13.08	13.19	
		Stride length (m)	6.20	6.04	6.12	6.47	6.42	6.29	6.34	5.97	6.05	6.22	6.21	
		Stride duration (s)	0.450	0.486	0.479	0.461	0.477	0.471	0.470	0.469	0.461	0.476	0.471	
		Stride efficiency (%)	60.07	56.95	58.48	65.35	64.48	61.80	62.86	55.69	57.28	60.53	60.24	
		Stride count	29.03	33.13	32.69	30.93	31.13	31.80	31.53	33.50	33.03	32.14	318.91	



Note: Horizontal distance axis grid lines are 200m furlongs.

Disclaimer.

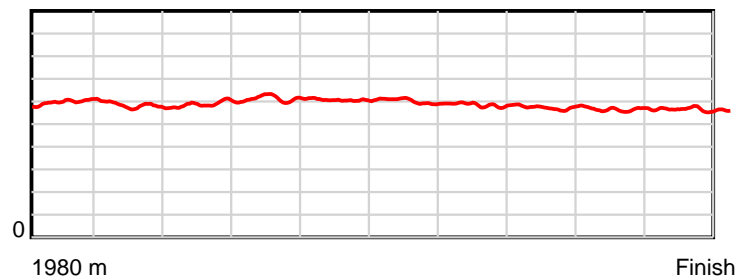
HRNZ and NZMTC and Thoroughbred Ratings Pty Ltd accepts no responsibility for the completeness or accuracy of any of the information contained herein, and makes no representations about its suitability for any particular purpose. Users should make their own judgements about those matters and/or seek independent advice. You assume all risks associated with use of the data provided on this page.

Race Results

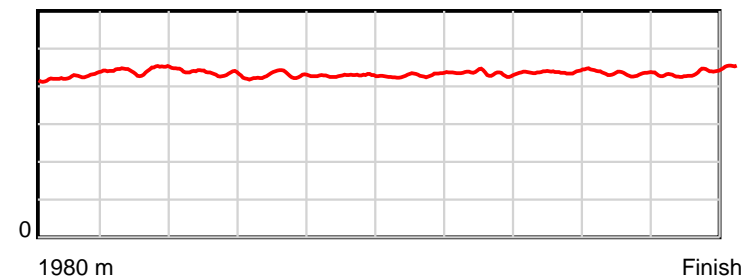
September 28, 2018, Race 9, CROWNE PLAZA CHRISTCHURCH MOBILE PACE, Distance 1980m, Addington - Survey 1980m

Result	TAB no.	Horse (Barrier)	1980 to	1800m to	1600m to	1400m to	1200m to	1000m to	800m to	600m to	400m to	200m to	Total or	Margin
9th	15	Aveross Spitfi... (4)	1800m	1600m	1400m	1200m	1000m	800m	600m	400m	200m	WP	Average	
		Position in running (margin)	-	11(6.8)	12(8.8)	12(7.7)	10(7.6)	9(8.3)	9(6.1)	8(4.4)	8(5.0)	11(10.4)		19.90
		Sectional time (s)	13.70	16.29	15.06	13.96	14.60	14.87	14.84	15.98	15.90	15.56		
		Cumulative time (s)	150.76	137.06	120.77	105.71	91.75	77.15	62.28	47.44	31.46	15.56	2:30.76	
		Speed (m/s)	13.13	12.28	13.28	14.33	13.70	13.45	13.48	12.52	12.58	12.85	13.13	
		Stride length (m)	5.95	5.44	5.75	6.16	5.87	5.79	5.86	5.49	5.43	5.67	5.73	
		Stride duration (s)	0.426	0.443	0.433	0.430	0.428	0.431	0.435	0.439	0.432	0.441	0.436	
		Stride efficiency (%)	55.33	46.29	51.67	59.24	53.75	52.41	53.67	47.15	46.11	50.32	51.32	
		Stride count	30.25	36.75	34.78	32.48	34.10	34.53	34.13	36.41	36.82	35.25	345.50	

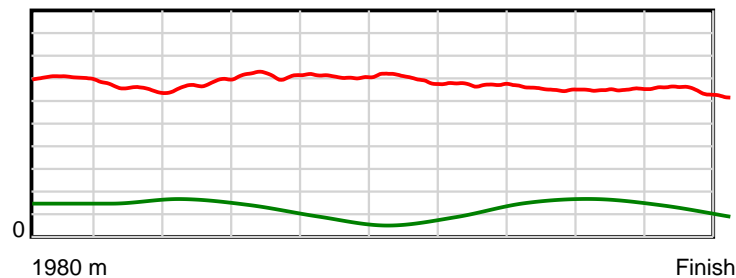
10 m Stride length



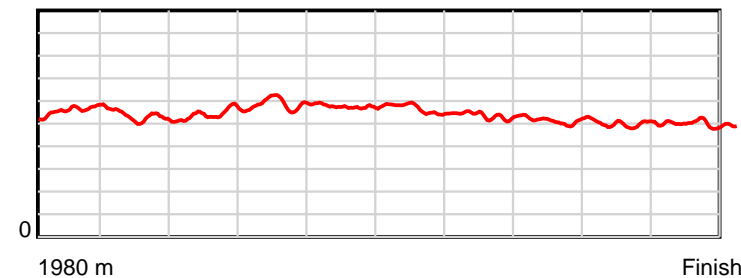
0.6 s Stride duration



20 m/sec Speed



100 % Stride efficiency



Note: Horizontal distance axis grid lines are 200m furlongs.

Disclaimer.

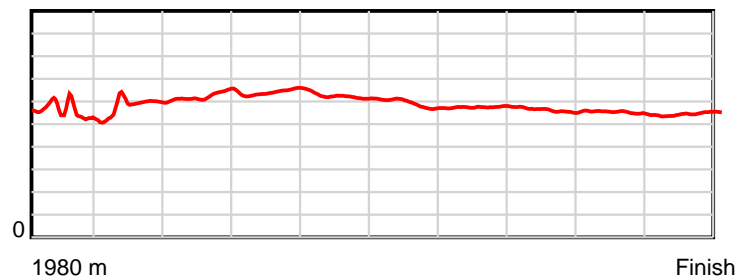
HRNZ and NZMTC and Thoroughbred Ratings Pty Ltd accepts no responsibility for the completeness or accuracy of any of the information contained herein, and makes no representations about its suitability for any particular purpose. Users should make their own judgements about those matters and/or seek independent advice. You assume all risks associated with use of the data provided on this page.

Race Results

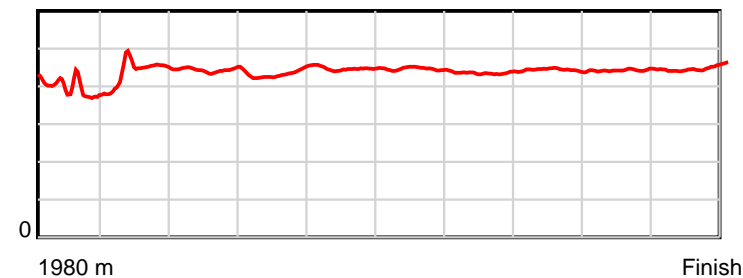
September 28, 2018, Race 9, CROWNE PLAZA CHRISTCHURCH MOBILE PACE, Distance 1980m, Addington - Survey 1980m

Result	TAB no.	Horse (Barrier)	1980 to	1800m to	1600m to	1400m to	1200m to	1000m to	800m to	600m to	400m to	200m to	Total or	Margin
10th	13	Jack Jones(AUS... (0)	1800m	1600m	1400m	1200m	1000m	800m	600m	400m	200m	WP	Average	
		Position in running (margin)	-	8(5.4)	9(6.2)	5(2.4)	1(0.0)	1(0.0)	1(0.0)	1(0.0)	1(0.0)	5(6.3)		20.50
		Sectional time (s)	13.27	16.09	14.62	13.56	14.49	15.24	15.13	15.87	16.06	16.54		
		Cumulative time (s)	150.87	137.60	121.51	106.89	93.33	78.84	63.60	48.47	32.60	16.54	2:30.87	
		Speed (m/s)	13.56	12.43	13.68	14.75	13.80	13.12	13.22	12.60	12.45	12.09	13.12	
		Stride length (m)	5.42	5.41	6.05	6.43	6.15	5.84	5.76	5.60	5.52	5.42	5.75	
		Stride duration (s)	0.391	0.436	0.443	0.436	0.446	0.445	0.436	0.444	0.443	0.449	0.438	
		Stride efficiency (%)	45.83	45.79	57.29	64.54	59.16	53.34	51.86	48.93	47.58	45.97	51.58	
		Stride count	33.24	36.94	33.03	31.12	32.50	34.23	34.72	35.74	36.24	36.87	344.63	

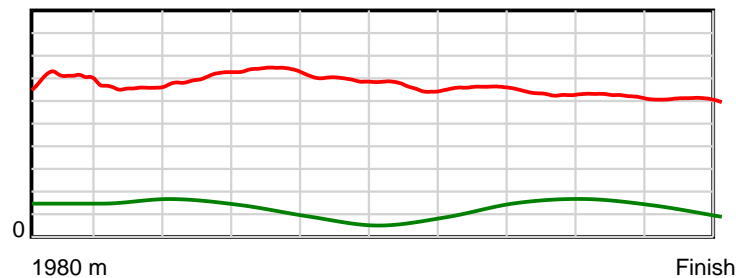
10 m Stride length



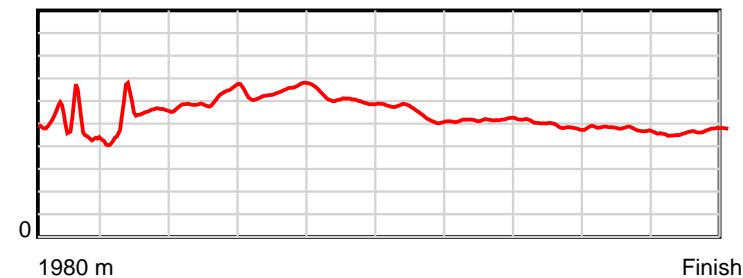
0.6 s Stride duration



20 m/sec Speed



100 % Stride efficiency



Note: Horizontal distance axis grid lines are 200m furlongs.

Disclaimer.

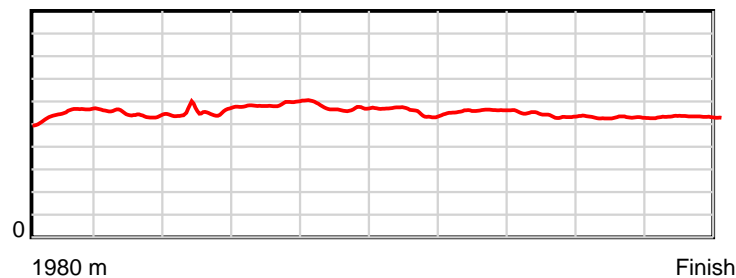
HRNZ and NZMTC and Thoroughbred Ratings Pty Ltd accepts no responsibility for the completeness or accuracy of any of the information contained herein, and makes no representations about its suitability for any particular purpose. Users should make their own judgements about those matters and/or seek independent advice. You assume all risks associated with use of the data provided on this page.

Race Results

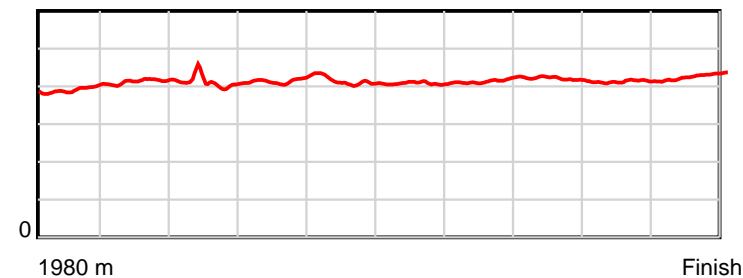
September 28, 2018, Race 9, CROWNE PLAZA CHRISTCHURCH MOBILE PACE, Distance 1980m, Addington - Survey 1980m

Result	TAB no.	Horse (Barrier)	1980 to	1800m to	1600m to	1400m to	1200m to	1000m to	800m to	600m to	400m to	200m to	Total or	Margin
11th	8	Ale Ale Kai (11)	1800m	1600m	1400m	1200m	1000m	800m	600m	400m	200m	WP	Average	
		Position in running (margin)	-	6(3.7)	4(2.7)	3(1.9)	6(3.4)	6(5.0)	5(3.9)	5(3.0)	3(2.4)	8(7.8)		20.90
		Sectional time (s)	13.13	15.79	15.12	14.21	14.74	15.07	14.98	15.76	15.92	16.22		
		Cumulative time (s)	150.94	137.81	122.02	106.90	92.69	77.95	62.88	47.90	32.14	16.22	2:30.94	
		Speed (m/s)	13.70	12.67	13.23	14.07	13.57	13.27	13.35	12.69	12.56	12.33	13.12	
		Stride length (m)	5.44	5.24	5.41	5.85	5.60	5.42	5.54	5.33	5.18	5.27	5.42	
		Stride duration (s)	0.391	0.413	0.409	0.416	0.412	0.408	0.415	0.420	0.412	0.427	0.413	
		Stride efficiency (%)	46.26	42.83	45.71	53.52	48.93	45.85	48.01	44.34	41.97	43.37	45.91	
		Stride count	33.08	38.20	36.98	34.18	35.74	36.92	36.08	37.54	38.59	37.97	365.28	

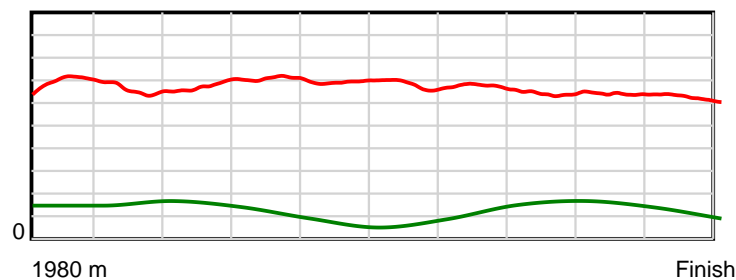
10 m Stride length



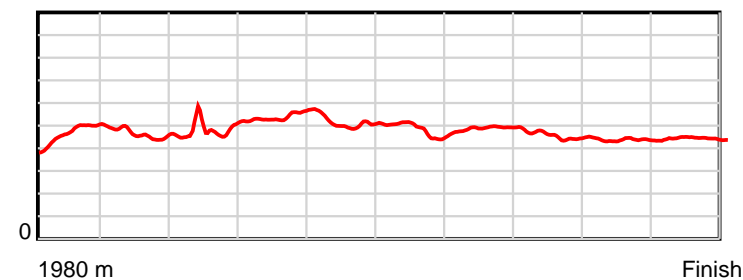
0.6 s Stride duration



20 m/sec Speed



100 % Stride efficiency



Note: Horizontal distance axis grid lines are 200m furlongs.

Disclaimer.

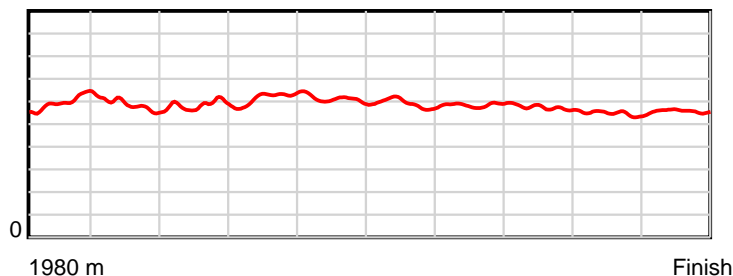
HRNZ and NZMTC and Thoroughbred Ratings Pty Ltd accepts no responsibility for the completeness or accuracy of any of the information contained herein, and makes no representations about its suitability for any particular purpose. Users should make their own judgements about those matters and/or seek independent advice. You assume all risks associated with use of the data provided on this page.

Race Results

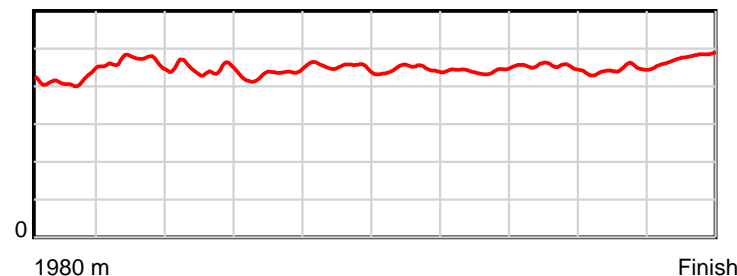
September 28, 2018, Race 9, CROWNE PLAZA CHRISTCHURCH MOBILE PACE, Distance 1980m, Addington - Survey 1980m

Result	TAB no.	Horse (Barrier)	1980 to	1800m to	1600m to	1400m to	1200m to	1000m to	800m to	600m to	400m to	200m to	Total or	Margin
12th	10	Homeforlife (12)	1800m	1600m	1400m	1200m	1000m	800m	600m	400m	200m	WP	Average	
		Position in running (margin)	-	5(3.5)	6(4.2)	7(4.3)	7(4.4)	8(7.2)	8(5.6)	9(5.6)	9(6.1)	12(13.2)		29.90
		Sectional time (s)	13.03	16.08	15.26	13.97	14.95	14.98	15.14	15.95	16.18	17.07		
		Cumulative time (s)	152.61	139.58	123.50	108.24	94.27	79.32	64.34	49.20	33.25	17.07	2:32.61	
		Speed (m/s)	13.81	12.44	13.11	14.32	13.38	13.35	13.21	12.54	12.36	11.72	12.97	
		Stride length (m)	5.95	5.78	5.86	6.19	6.05	5.95	5.83	5.69	5.48	5.58	5.83	
		Stride duration (s)	0.417	0.465	0.447	0.433	0.452	0.446	0.442	0.454	0.443	0.476	0.449	
		Stride efficiency (%)	55.40	52.29	53.69	59.92	57.14	55.35	53.18	50.55	46.90	48.62	53.08	
		Stride count	30.23	34.57	34.12	32.30	33.07	33.61	34.29	35.17	36.51	35.85	339.72	

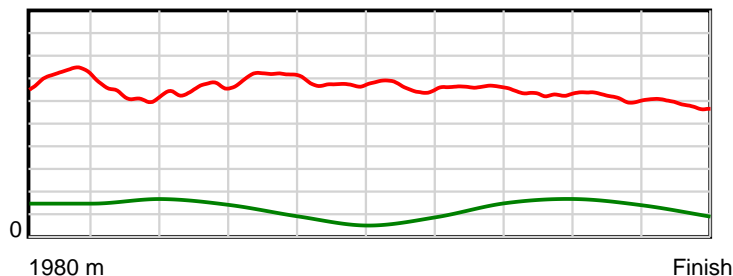
10 m Stride length



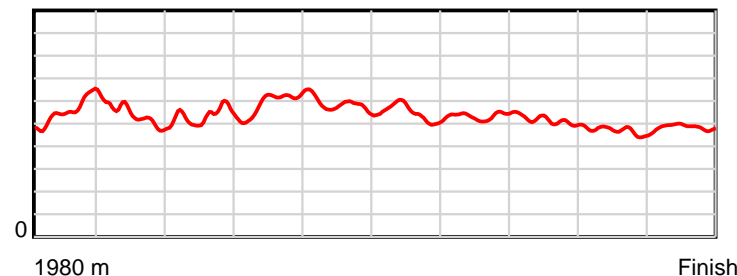
0.6 s Stride duration



20 m/sec Speed



100 % Stride efficiency



Note: Horizontal distance axis grid lines are 200m furlongs.

Disclaimer.

HRNZ and NZMTC and Thoroughbred Ratings Pty Ltd accepts no responsibility for the completeness or accuracy of any of the information contained herein, and makes no representations about its suitability for any particular purpose. Users should make their own judgements about those matters and/or seek independent advice. You assume all risks associated with use of the data provided on this page.