



Race Results

NZ Metropolitan Trotting Club Inc, HRNZ, October 05, 2018

Compilation date: October 5, 2018, 5:40:48 PM (NZDT)

Copyright © 2018 HRNZ and NZMTC. All rights reserved.

Trademarks.

StrideMASTER is a registered trademark of Thoroughbred Ratings Pty Ltd.

Disclaimer.

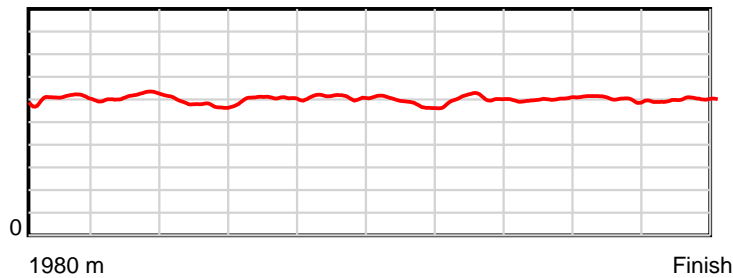
HRNZ and NZMTC and Thoroughbred Ratings Pty Ltd accepts no responsibility for the completeness or accuracy of any of the information contained herein, and makes no representations about its suitability for any particular purpose. Users should make their own judgements about those matters and/or seek independent advice. You assume all risks associated with use of the data provided on this page.

Race Results

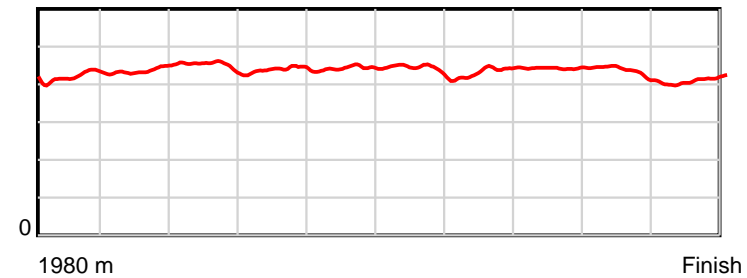
October 05, 2018, Race 1, CHRISTCHURCH CASINO MOBILE PACE, Distance 1980m, Addington - Survey 1980m

Result	TAB no.	Horse (Barrier)	1980 to	1800m to	1600m to	1400m to	1200m to	1000m to	800m to	600m to	400m to	200m to	Total or	Margin
1st	7	Flyin Milly Ma... (7)	1800m	1600m	1400m	1200m	1000m	800m	600m	400m	200m	WP	Average	
		Position in running (margin)	-	7(6.0)	7(6.7)	7(4.9)	9(6.3)	9(5.2)	12(7.8)	9(5.1)	9(4.5)	5(3.4)		0.00
		Sectional time (s)	12.67	14.48	15.69	14.46	14.65	15.27	14.35	15.17	14.67	13.78		
		Cumulative time (s)	145.19	132.52	118.04	102.35	87.89	73.24	57.97	43.62	28.45	13.78	2:25.19	
		Speed (m/s)	14.21	13.81	12.75	13.83	13.65	13.10	13.94	13.18	13.63	14.51	13.64	
		Stride length (m)	5.99	6.03	5.74	6.08	6.04	5.77	6.06	5.84	5.89	5.97	5.94	
		Stride duration (s)	0.421	0.436	0.451	0.440	0.443	0.441	0.435	0.443	0.432	0.411	0.435	
		Stride efficiency (%)	55.99	56.83	51.56	57.75	57.07	52.07	57.40	53.23	54.13	55.73	55.10	
		Stride count	30.07	33.17	34.82	32.90	33.09	34.65	33.00	34.27	33.98	33.49	333.44	

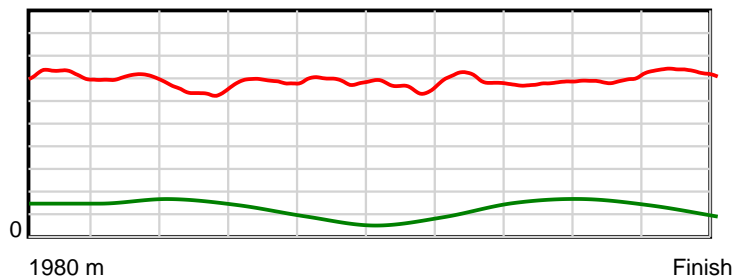
10 m Stride length



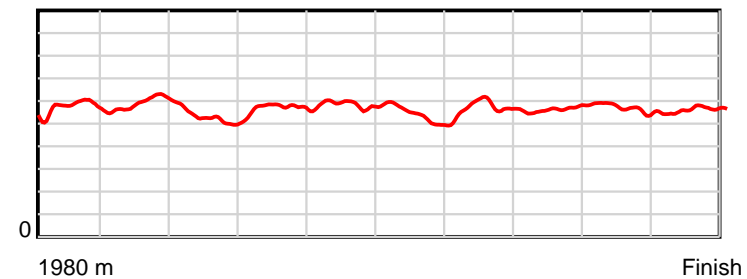
0.6 s Stride duration



20 m/sec Speed



100 % Stride efficiency



Note: Horizontal distance axis grid lines are 200m furlongs.

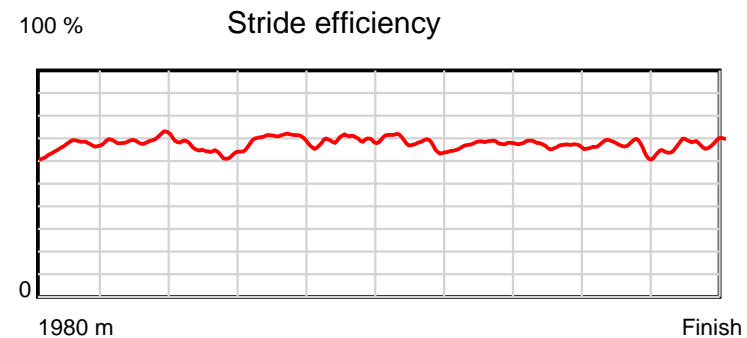
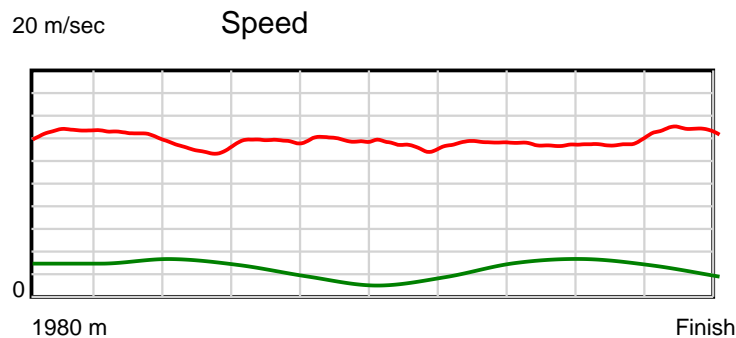
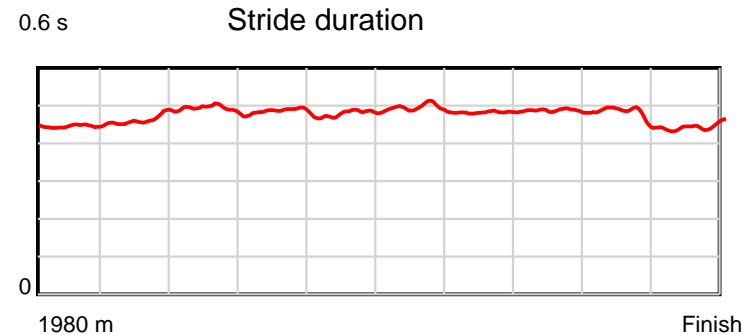
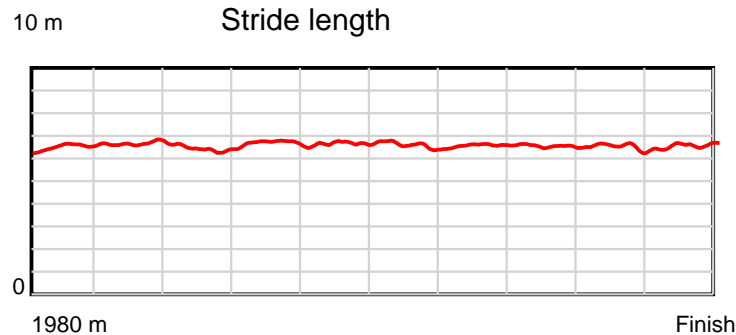
Disclaimer.

HRNZ and NZMTC and Thoroughbred Ratings Pty Ltd accepts no responsibility for the completeness or accuracy of any of the information contained herein, and makes no representations about its suitability for any particular purpose. Users should make their own judgements about those matters and/or seek independent advice. You assume all risks associated with use of the data provided on this page.

Race Results

October 05, 2018, Race 1, CHRISTCHURCH CASINO MOBILE PACE, Distance 1980m, Addington - Survey 1980m

Result	TAB no.	Horse (Barrier)	1980 to	1800m to	1600m to	1400m to	1200m to	1000m to	800m to	600m to	400m to	200m to	Total or	Margin
2nd	3	Immortal Chang... (3)	1800m	1600m	1400m	1200m	1000m	800m	600m	400m	200m	WP	Average	
		Position in running (margin)	-	6(5.4)	6(5.2)	4(2.7)	6(4.6)	7(3.7)	10(5.8)	10(5.5)	10(5.2)	8(5.8)		1.50
		Sectional time (s)	12.57	14.32	15.58	14.56	14.66	15.20	14.74	15.23	14.96	13.64		
		Cumulative time (s)	145.46	132.89	118.57	102.99	88.43	73.77	58.57	43.83	28.60	13.64	2:25.46	
		Speed (m/s)	14.33	13.97	12.84	13.74	13.64	13.16	13.57	13.13	13.37	14.66	13.61	
		Stride length (m)	6.43	6.48	6.31	6.67	6.53	6.51	6.54	6.40	6.36	6.55	6.48	
		Stride duration (s)	0.445	0.464	0.492	0.486	0.479	0.495	0.482	0.487	0.476	0.446	0.476	
		Stride efficiency (%)	64.65	65.72	62.26	69.57	66.71	66.18	66.82	63.94	63.13	66.99	65.55	
		Stride count	27.98	30.84	31.69	29.97	30.61	30.73	30.59	31.27	31.47	30.55	305.70	



Note: Horizontal distance axis grid lines are 200m furlongs.

Disclaimer.

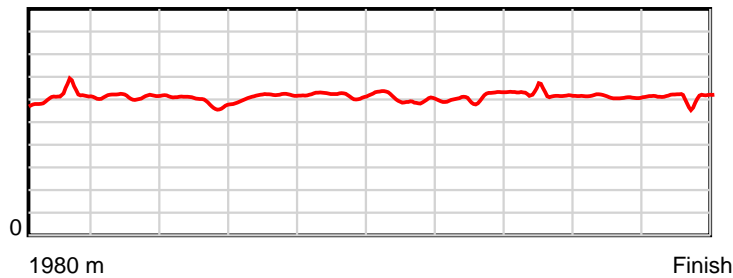
HRNZ and NZMTC and Thoroughbred Ratings Pty Ltd accepts no responsibility for the completeness or accuracy of any of the information contained herein, and makes no representations about its suitability for any particular purpose. Users should make their own judgements about those matters and/or seek independent advice. You assume all risks associated with use of the data provided on this page.

Race Results

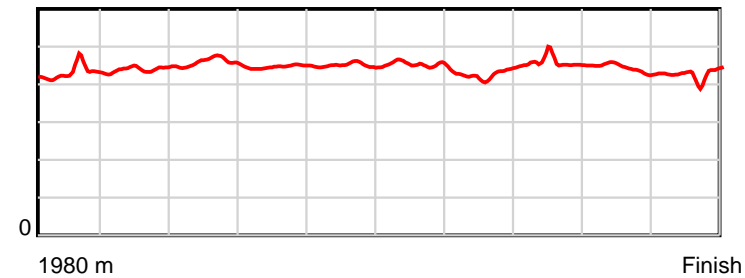
October 05, 2018, Race 1, CHRISTCHURCH CASINO MOBILE PACE, Distance 1980m, Addington - Survey 1980m

Result	TAB no.	Horse (Barrier)	1980 to	1800m to	1600m to	1400m to	1200m to	1000m to	800m to	600m to	400m to	200m to	Total or	Margin
3rd	10	Delightful Tan... (10)	1800m	1600m	1400m	1200m	1000m	800m	600m	400m	200m	WP	Average	
		Position in running (margin)	-	11(9.2)	10(10.2)	11(7.5)	12(10.0)	14(8.7)	14(11.9)	13(7.5)	12(6.4)	7(5.3)		3.70
		Sectional time (s)	13.29	14.52	15.56	14.65	14.61	15.36	14.07	15.09	14.67	14.06		
		Cumulative time (s)	145.88	132.59	118.07	102.51	87.86	73.25	57.89	43.82	28.73	14.06	2:25.88	
		Speed (m/s)	13.55	13.77	12.85	13.65	13.69	13.02	14.21	13.25	13.63	14.22	13.57	
		Stride length (m)	6.05	6.06	5.90	6.10	6.16	5.90	6.07	6.03	6.02	6.07	6.04	
		Stride duration (s)	0.428	0.440	0.459	0.447	0.450	0.453	0.427	0.455	0.442	0.427	0.445	
		Stride efficiency (%)	57.27	57.43	54.35	58.16	59.31	54.38	57.60	56.83	56.66	57.65	56.94	
		Stride count	29.73	32.99	33.91	32.78	32.46	33.90	32.94	33.16	33.22	32.93	328.02	

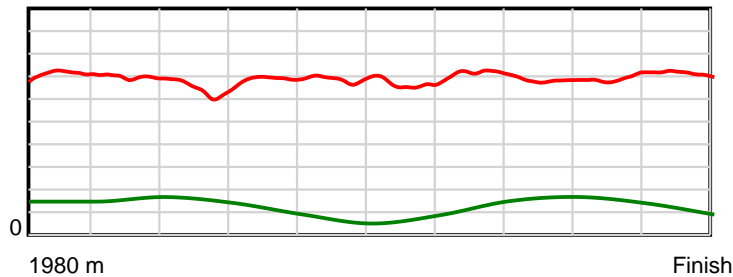
10 m Stride length



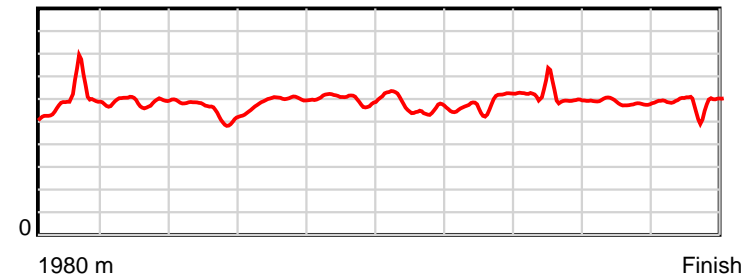
0.6 s Stride duration



20 m/sec Speed



100 % Stride efficiency



Note: Horizontal distance axis grid lines are 200m furlongs.

Disclaimer.

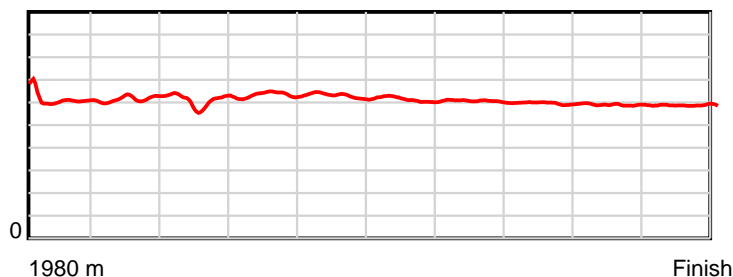
HRNZ and NZMTC and Thoroughbred Ratings Pty Ltd accepts no responsibility for the completeness or accuracy of any of the information contained herein, and makes no representations about its suitability for any particular purpose. Users should make their own judgements about those matters and/or seek independent advice. You assume all risks associated with use of the data provided on this page.

Race Results

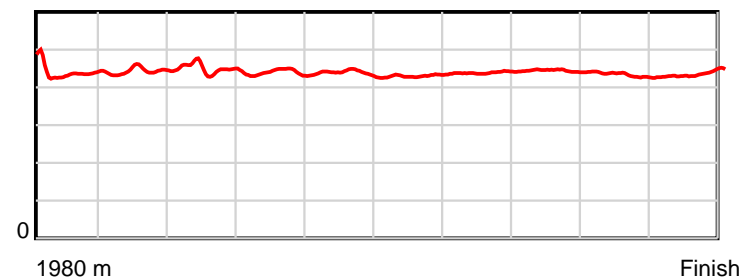
October 05, 2018, Race 1, CHRISTCHURCH CASINO MOBILE PACE, Distance 1980m, Addington - Survey 1980m

Result	TAB no.	Horse (Barrier)	1980 to	1800m to	1600m to	1400m to	1200m to	1000m to	800m to	600m to	400m to	200m to	Total or	Margin
4th	13	Gypsy's Choice (13)	1800m	1600m	1400m	1200m	1000m	800m	600m	400m	200m	WP	Average	
		Position in running (margin)	-	14(11.2)	13(13.2)	12(7.8)	8(6.1)	5(3.5)	2(1.7)	2(0.4)	1(0.0)	1(0.0)		3.90
		Sectional time (s)	13.55	14.70	15.10	13.94	14.40	14.53	14.58	15.21	14.86	15.04		
		Cumulative time (s)	145.91	132.36	117.66	102.56	88.62	74.22	59.69	45.11	29.90	15.04	2:25.91	
		Speed (m/s)	13.29	13.61	13.25	14.35	13.89	13.76	13.72	13.15	13.46	13.30	13.57	
		Stride length (m)	5.96	6.02	5.96	6.29	6.09	5.93	6.02	5.84	5.82	5.80	5.97	
		Stride duration (s)	0.434	0.443	0.450	0.439	0.438	0.431	0.439	0.444	0.432	0.436	0.440	
		Stride efficiency (%)	55.51	56.65	55.54	61.87	57.93	54.99	56.66	53.22	52.91	52.60	55.70	
		Stride count	30.20	33.22	33.55	31.79	32.85	33.72	33.21	34.27	34.37	34.47	331.65	

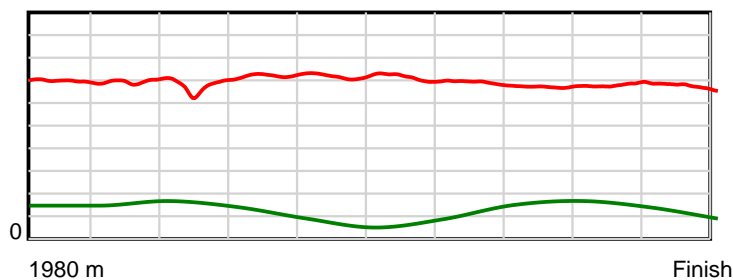
10 m Stride length



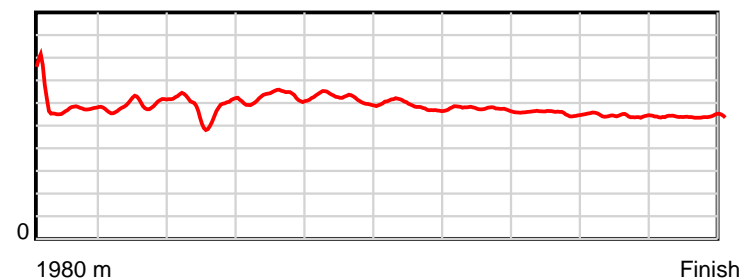
0.6 s Stride duration



20 m/sec Speed



100 % Stride efficiency



Note: Horizontal distance axis grid lines are 200m furlongs.

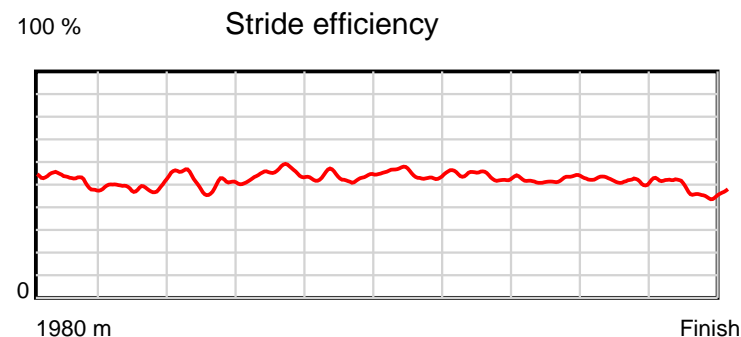
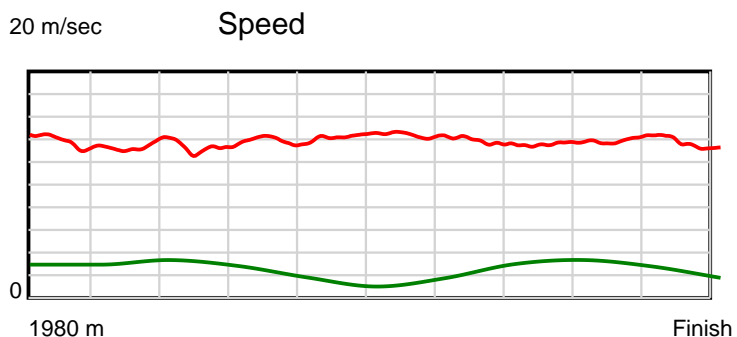
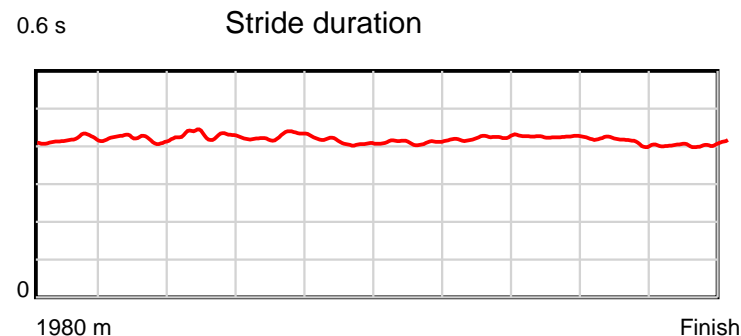
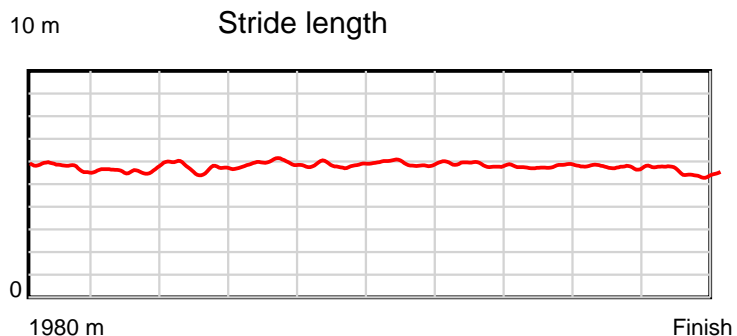
Disclaimer.

HRNZ and NZMTC and Thoroughbred Ratings Pty Ltd accepts no responsibility for the completeness or accuracy of any of the information contained herein, and makes no representations about its suitability for any particular purpose. Users should make their own judgements about those matters and/or seek independent advice. You assume all risks associated with use of the data provided on this page.

Race Results

October 05, 2018, Race 1, CHRISTCHURCH CASINO MOBILE PACE, Distance 1980m, Addington - Survey 1980m

Result	TAB no.	Horse (Barrier)	1980 to	1800m to	1600m to	1400m to	1200m to	1000m to	800m to	600m to	400m to	200m to	Total or	Margin
5th	9	Sans Le Sou (9)	1800m	1600m	1400m	1200m	1000m	800m	600m	400m	200m	WP	Average	
		Position in running (margin)	-	13(10.0)	14(15.4)	14(10.4)	14(11.7)	12(8.4)	8(5.5)	6(3.8)	6(3.0)	3(1.8)		4.10
		Sectional time (s)	13.50	15.27	15.17	14.44	14.28	14.36	14.52	15.13	14.67	14.60		
		Cumulative time (s)	145.94	132.44	117.17	102.00	87.56	73.28	58.92	44.40	29.27	14.60	2:25.94	
		Speed (m/s)	13.34	13.10	13.18	13.85	14.01	13.93	13.77	13.22	13.63	13.70	13.57	
		Stride length (m)	5.70	5.51	5.68	5.91	5.76	5.74	5.83	5.62	5.62	5.55	5.69	
		Stride duration (s)	0.418	0.421	0.431	0.427	0.411	0.412	0.423	0.425	0.412	0.405	0.419	
		Stride efficiency (%)	50.76	47.43	50.40	54.62	51.78	51.45	53.08	49.30	49.38	48.10	50.56	
		Stride count	31.58	36.30	35.22	33.83	34.74	34.86	34.32	35.61	35.58	36.05	348.09	



Note: Horizontal distance axis grid lines are 200m furlongs.

Disclaimer.

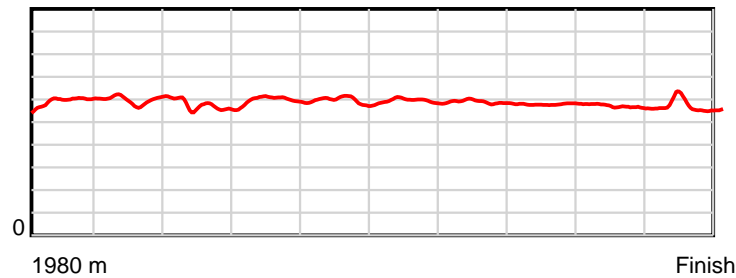
HRNZ and NZMTC and Thoroughbred Ratings Pty Ltd accepts no responsibility for the completeness or accuracy of any of the information contained herein, and makes no representations about its suitability for any particular purpose. Users should make their own judgements about those matters and/or seek independent advice. You assume all risks associated with use of the data provided on this page.

Race Results

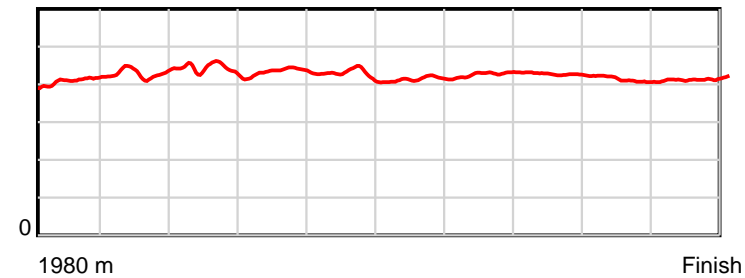
October 05, 2018, Race 1, CHRISTCHURCH CASINO MOBILE PACE, Distance 1980m, Addington - Survey 1980m

Result	TAB no.	Horse (Barrier)	1980 to	1800m to	1600m to	1400m to	1200m to	1000m to	800m to	600m to	400m to	200m to	Total or	Margin
6th	11	Machs Mareta (11)	1800m	1600m	1400m	1200m	1000m	800m	600m	400m	200m	WP	Average	
		Position in running (margin)	-	9(7.7)	8(8.8)	10(6.7)	11(8.1)	10(6.6)	4(3.7)	3(2.0)	3(1.4)	2(0.8)		4.20
		Sectional time (s)	12.82	14.54	15.65	14.47	14.57	14.36	14.52	15.17	14.77	15.10		
		Cumulative time (s)	145.97	133.15	118.61	102.96	88.49	73.92	59.56	45.04	29.87	15.10	2:25.97	
		Speed (m/s)	14.05	13.76	12.78	13.82	13.73	13.93	13.77	13.18	13.54	13.25	13.56	
		Stride length (m)	5.89	5.91	5.64	6.01	5.87	5.77	5.89	5.63	5.58	5.48	5.76	
		Stride duration (s)	0.410	0.430	0.441	0.435	0.428	0.414	0.428	0.427	0.412	0.414	0.425	
		Stride efficiency (%)	54.16	54.66	49.67	56.41	53.88	51.94	54.20	49.49	48.64	46.99	51.85	
		Stride count	30.58	33.82	35.48	33.29	34.06	34.69	33.96	35.54	35.85	36.47	343.74	

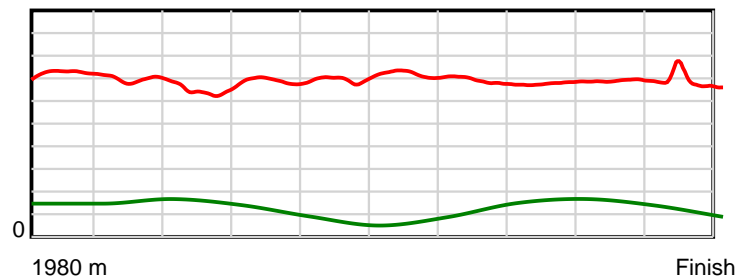
10 m Stride length



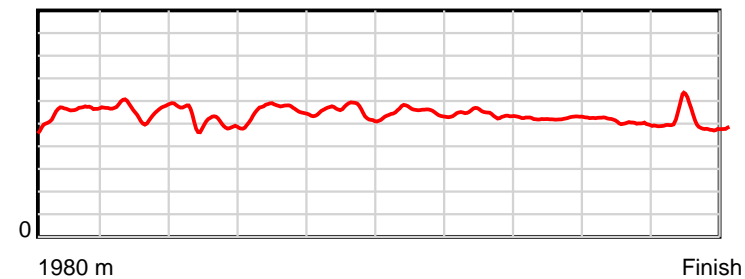
0.6 s Stride duration



20 m/sec Speed



100 % Stride efficiency



Note: Horizontal distance axis grid lines are 200m furlongs.

Disclaimer.

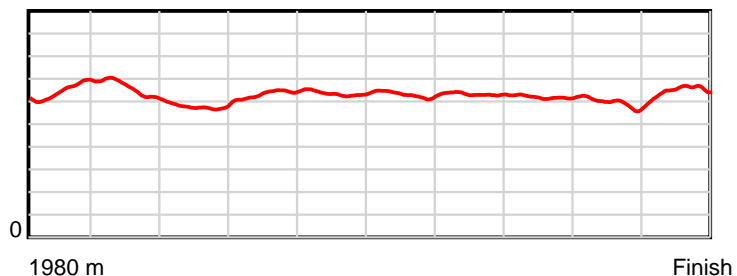
HRNZ and NZMTC and Thoroughbred Ratings Pty Ltd accepts no responsibility for the completeness or accuracy of any of the information contained herein, and makes no representations about its suitability for any particular purpose. Users should make their own judgements about those matters and/or seek independent advice. You assume all risks associated with use of the data provided on this page.

Race Results

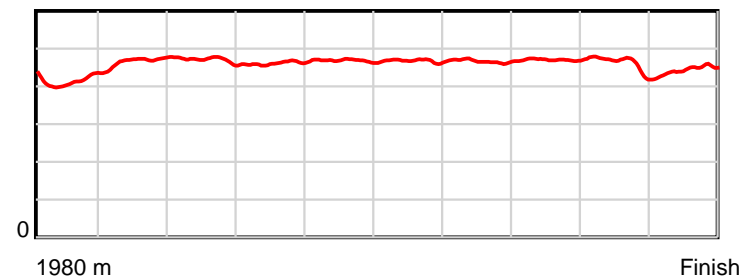
October 05, 2018, Race 1, CHRISTCHURCH CASINO MOBILE PACE, Distance 1980m, Addington - Survey 1980m

Result	TAB no.	Horse (Barrier)	1980 to	1800m to	1600m to	1400m to	1200m to	1000m to	800m to	600m to	400m to	200m to	Total or	Margin
7th	6	Possente Caval... (6)	1800m	1600m	1400m	1200m	1000m	800m	600m	400m	200m	WP	Average	
		Position in running (margin)	-	1(0.0)	2(0.2)	3(1.5)	4(3.6)	6(3.6)	6(3.9)	7(4.0)	8(4.4)	11(7.5)		4.40
		Sectional time (s)	11.63	14.40	16.22	14.57	14.82	14.89	14.81	15.34	15.38	13.94		
		Cumulative time (s)	146.00	134.37	119.97	103.75	89.18	74.36	59.47	44.66	29.32	13.94	2:26.00	
		Speed (m/s)	15.48	13.89	12.33	13.73	13.50	13.43	13.50	13.04	13.00	14.35	13.56	
		Stride length (m)	6.43	6.50	5.80	6.32	6.32	6.28	6.30	6.13	5.98	6.39	6.24	
		Stride duration (s)	0.413	0.468	0.470	0.461	0.468	0.467	0.466	0.470	0.459	0.445	0.460	
		Stride efficiency (%)	64.63	66.09	52.58	62.51	62.39	61.56	61.97	58.75	55.80	63.74	60.76	
		Stride count	27.99	30.75	34.48	31.62	31.65	31.87	31.76	32.62	33.47	31.32	317.53	

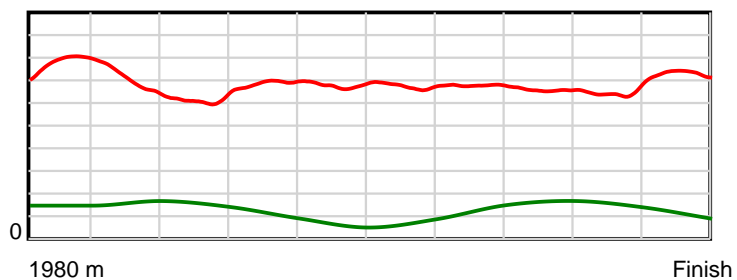
10 m Stride length



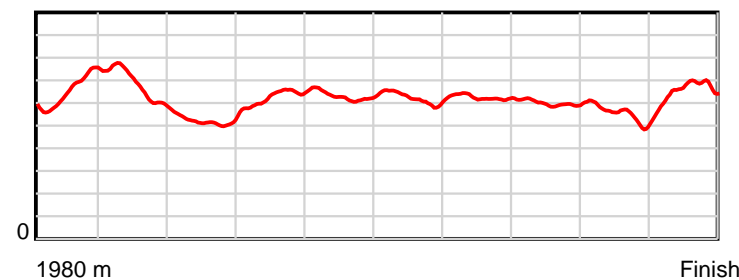
0.6 s Stride duration



20 m/sec Speed



100 % Stride efficiency



Note: Horizontal distance axis grid lines are 200m furlongs.

Disclaimer.

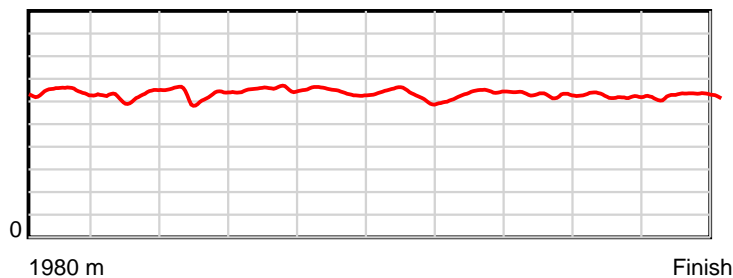
HRNZ and NZMTC and Thoroughbred Ratings Pty Ltd accepts no responsibility for the completeness or accuracy of any of the information contained herein, and makes no representations about its suitability for any particular purpose. Users should make their own judgements about those matters and/or seek independent advice. You assume all risks associated with use of the data provided on this page.

Race Results

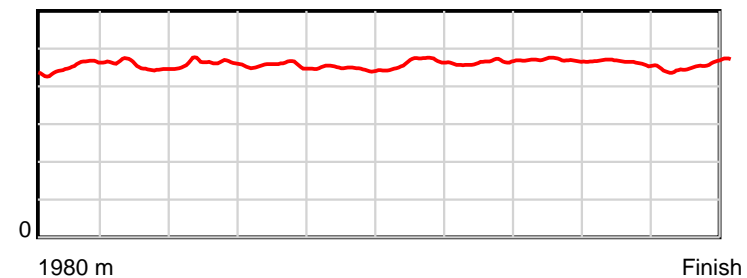
October 05, 2018, Race 1, CHRISTCHURCH CASINO MOBILE PACE, Distance 1980m, Addington - Survey 1980m

Result	TAB no.	Horse (Barrier)	1980 to	1800m to	1600m to	1400m to	1200m to	1000m to	800m to	600m to	400m to	200m to	Total or	Margin
8th	8	Enchantee (8)	1800m	1600m	1400m	1200m	1000m	800m	600m	400m	200m	WP	Average	
		Position in running (margin)	-	10(7.7)	12(11.7)	9(6.3)	5(3.8)	4(2.1)	5(3.8)	5(2.5)	5(2.8)	4(2.5)		4.40
		Sectional time (s)	13.08	15.02	15.11	13.81	14.54	15.11	14.59	15.32	14.81	14.62		
		Cumulative time (s)	146.01	132.93	117.91	102.80	88.99	74.45	59.34	44.75	29.43	14.62	2:26.01	
		Speed (m/s)	13.77	13.32	13.24	14.48	13.76	13.24	13.71	13.05	13.50	13.68	13.56	
		Stride length (m)	6.36	6.05	6.12	6.59	6.15	6.15	6.36	6.13	6.21	6.25	6.23	
		Stride duration (s)	0.451	0.454	0.463	0.455	0.447	0.465	0.464	0.470	0.460	0.457	0.460	
		Stride efficiency (%)	63.22	57.23	58.60	67.81	59.05	59.09	63.30	58.76	60.23	60.99	60.70	
		Stride count	28.30	33.05	32.66	30.36	32.54	32.52	31.42	32.62	32.22	32.01	317.70	

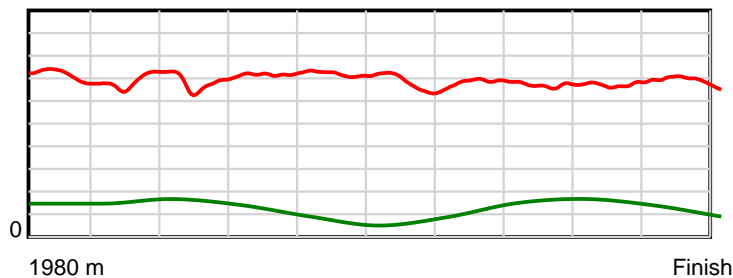
10 m Stride length



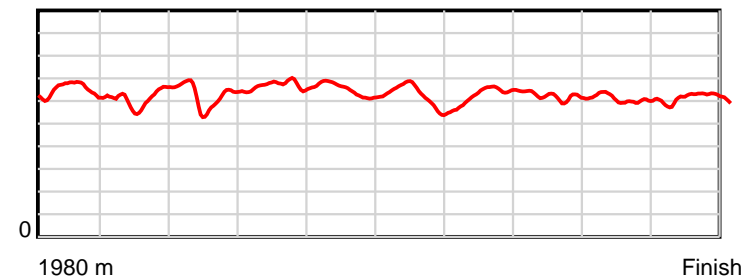
0.6 s Stride duration



20 m/sec Speed



100 % Stride efficiency



Note: Horizontal distance axis grid lines are 200m furlongs.

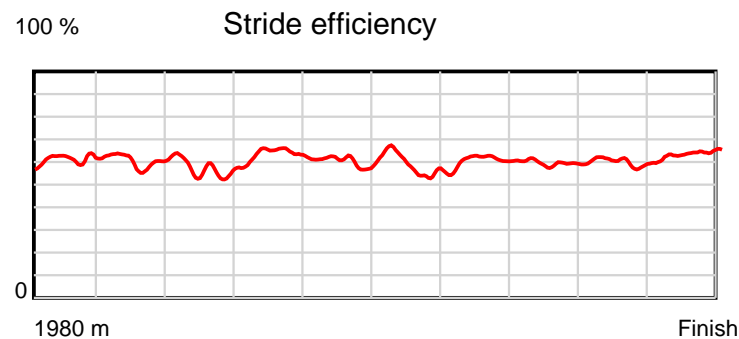
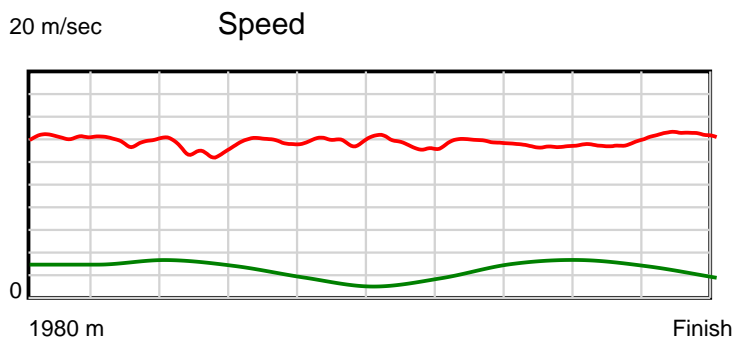
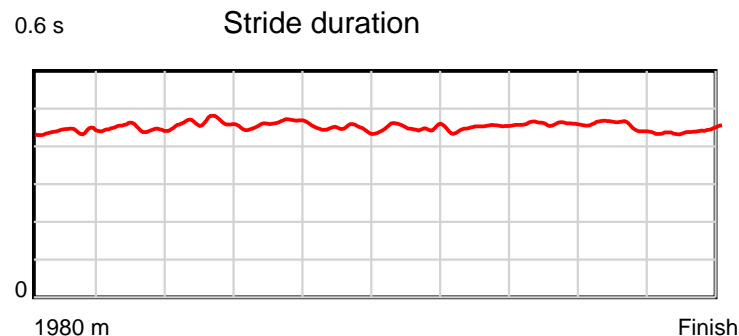
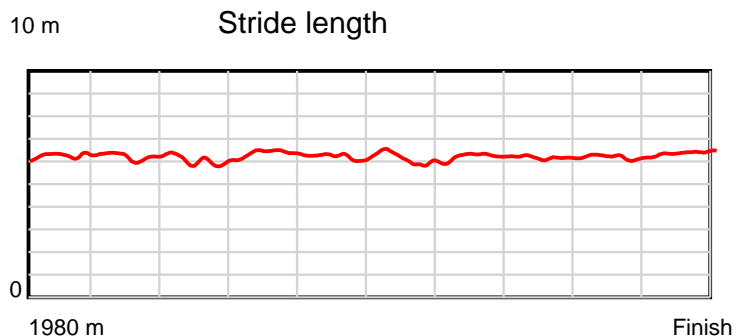
Disclaimer.

HRNZ and NZMTC and Thoroughbred Ratings Pty Ltd accepts no responsibility for the completeness or accuracy of any of the information contained herein, and makes no representations about its suitability for any particular purpose. Users should make their own judgements about those matters and/or seek independent advice. You assume all risks associated with use of the data provided on this page.

Race Results

October 05, 2018, Race 1, CHRISTCHURCH CASINO MOBILE PACE, Distance 1980m, Addington - Survey 1980m

Result	TAB no.	Horse (Barrier)	1980 to	1800m to	1600m to	1400m to	1200m to	1000m to	800m to	600m to	400m to	200m to	Total or	Margin
9th	12	Highland Reign (12)	1800m	1600m	1400m	1200m	1000m	800m	600m	400m	200m	WP	Average	
		Position in running (margin)	-	12(9.4)	11(11.6)	13(8.9)	13(10.3)	13(8.4)	13(10.0)	14(8.1)	14(7.6)	12(7.8)		4.80
		Sectional time (s)	13.33	14.73	15.56	14.46	14.51	15.09	14.49	15.18	14.89	13.84		
		Cumulative time (s)	146.08	132.75	118.02	102.46	88.00	73.49	58.40	43.91	28.73	13.84	2:26.08	
		Speed (m/s)	13.51	13.58	12.85	13.83	13.78	13.25	13.80	13.18	13.43	14.45	13.55	
		Stride length (m)	6.21	6.08	5.96	6.36	6.16	5.96	6.22	6.05	6.10	6.38	6.14	
		Stride duration (s)	0.440	0.448	0.464	0.460	0.447	0.450	0.451	0.459	0.454	0.441	0.453	
		Stride efficiency (%)	60.22	57.75	55.54	63.31	59.23	55.55	60.45	57.20	58.07	63.52	58.98	
		Stride count	28.99	32.90	33.55	31.42	32.49	33.54	32.16	33.06	32.81	31.37	322.29	



Note: Horizontal distance axis grid lines are 200m furlongs.

Disclaimer.

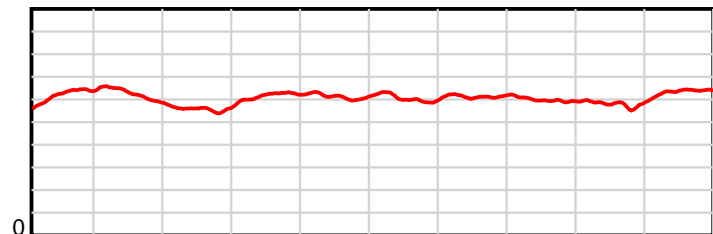
HRNZ and NZMTC and Thoroughbred Ratings Pty Ltd accepts no responsibility for the completeness or accuracy of any of the information contained herein, and makes no representations about its suitability for any particular purpose. Users should make their own judgements about those matters and/or seek independent advice. You assume all risks associated with use of the data provided on this page.

Race Results

October 05, 2018, Race 1, CHRISTCHURCH CASINO MOBILE PACE, Distance 1980m, Addington - Survey 1980m

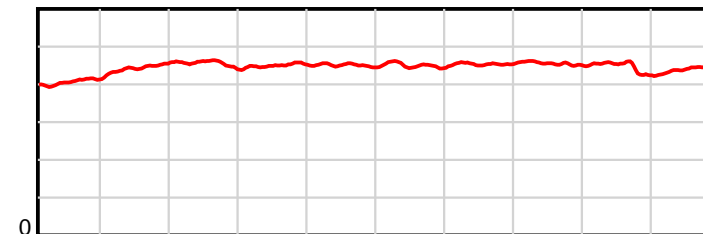
Result	TAB no.	Horse (Barrier)	1980 to	1800m to	1600m to	1400m to	1200m to	1000m to	800m to	600m to	400m to	200m to	Total or	Margin
10th	2	Divinia Bellez... (2)	1800m	1600m	1400m	1200m	1000m	800m	600m	400m	200m	WP	Average	
		Position in running (margin)	-	3(1.7)	3(2.1)	5(3.3)	7(5.8)	8(5.0)	9(5.6)	11(5.6)	11(5.7)	13(8.5)		6.60
		Sectional time (s)	12.04	14.42	16.20	14.65	14.68	14.95	14.80	15.29	15.32	14.06		
		Cumulative time (s)	146.41	134.37	119.95	103.75	89.10	74.42	59.47	44.67	29.38	14.06	2:26.41	
		Speed (m/s)	14.96	13.87	12.35	13.65	13.62	13.38	13.51	13.08	13.05	14.22	13.52	
		Stride length (m)	6.15	6.17	5.61	6.15	6.14	6.02	6.14	5.95	5.82	6.32	6.04	
		Stride duration (s)	0.407	0.445	0.455	0.450	0.450	0.450	0.454	0.455	0.446	0.445	0.447	
		Stride efficiency (%)	59.18	59.50	49.21	59.01	58.84	56.70	58.88	55.25	52.84	62.47	56.99	
		Stride count	29.25	32.41	35.64	32.55	32.59	33.20	32.58	33.64	34.39	31.63	327.88	

10 m Stride length



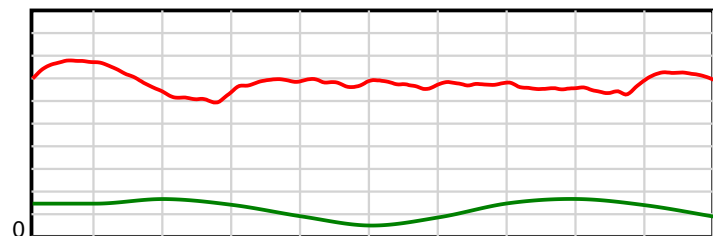
1980 m Finish

0.6 s Stride duration



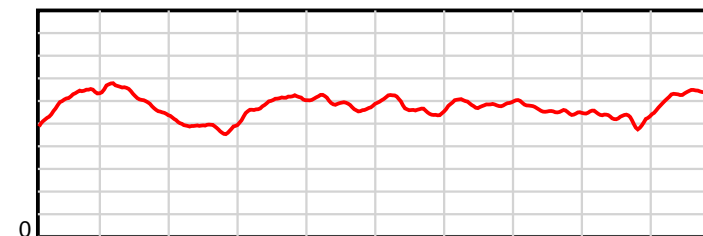
1980 m Finish

20 m/sec Speed



1980 m Finish

100 % Stride efficiency



1980 m Finish

Note: Horizontal distance axis grid lines are 200m furlongs.

Disclaimer.

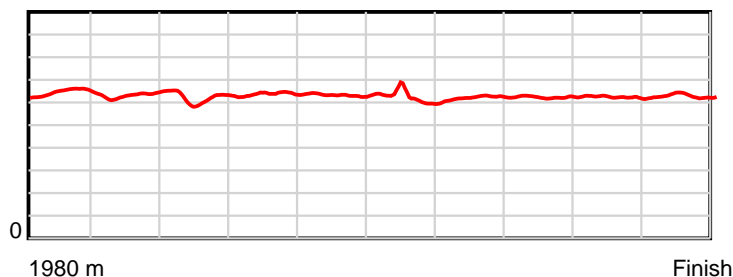
HRNZ and NZMTC and Thoroughbred Ratings Pty Ltd accepts no responsibility for the completeness or accuracy of any of the information contained herein, and makes no representations about its suitability for any particular purpose. Users should make their own judgements about those matters and/or seek independent advice. You assume all risks associated with use of the data provided on this page.

Race Results

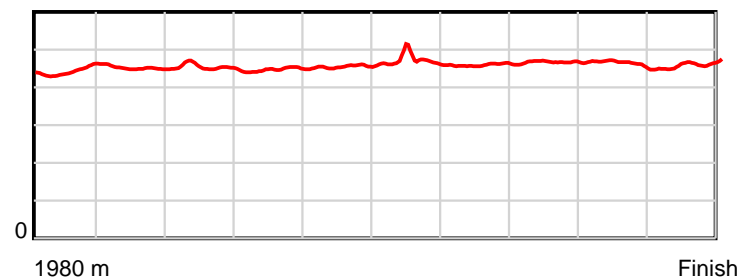
October 05, 2018, Race 1, CHRISTCHURCH CASINO MOBILE PACE, Distance 1980m, Addington - Survey 1980m

Result	TAB no.	Horse (Barrier)	1980 to	1800m to	1600m to	1400m to	1200m to	1000m to	800m to	600m to	400m to	200m to	Total or	Margin
11th	14	De Lancome (14)	1800m	1600m	1400m	1200m	1000m	800m	600m	400m	200m	WP	Average	
		Position in running (margin)	-	8(7.5)	9(9.4)	6(3.6)	3(2.8)	7(4.8)	8(4.6)	7(4.0)	6(4.5)			6.60
		Sectional time (s)	12.85	14.68	15.04	14.09	14.66	15.36	14.76	15.18	14.95	14.84		
		Cumulative time (s)	146.41	133.56	118.88	103.84	89.75	75.09	59.73	44.97	29.79	14.84	2:26.41	
		Speed (m/s)	14.01	13.62	13.30	14.19	13.64	13.02	13.55	13.18	13.38	13.48	13.52	
		Stride length (m)	6.37	6.15	6.04	6.35	6.21	6.10	6.22	6.16	6.19	6.23	6.20	
		Stride duration (s)	0.443	0.451	0.454	0.447	0.455	0.469	0.459	0.467	0.463	0.462	0.458	
		Stride efficiency (%)	63.32	59.10	57.01	62.92	60.34	58.21	60.53	59.28	59.90	60.67	60.05	
		Stride count	28.28	32.52	33.11	31.52	32.19	32.77	32.14	32.47	32.30	32.10	319.40	

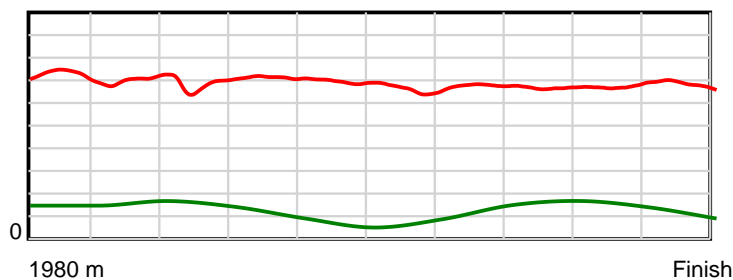
10 m Stride length



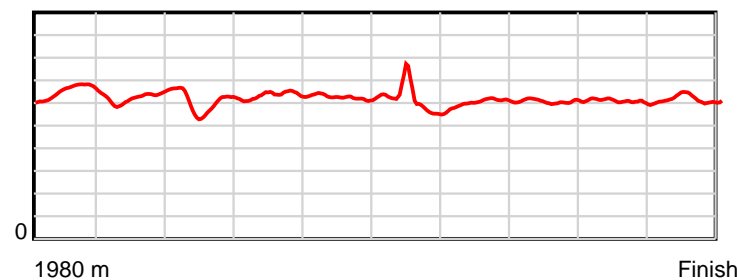
0.6 s Stride duration



20 m/sec Speed



100 % Stride efficiency



Note: Horizontal distance axis grid lines are 200m furlongs.

Disclaimer.

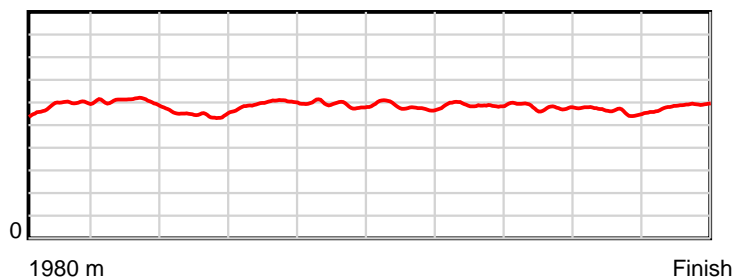
HRNZ and NZMTC and Thoroughbred Ratings Pty Ltd accepts no responsibility for the completeness or accuracy of any of the information contained herein, and makes no representations about its suitability for any particular purpose. Users should make their own judgements about those matters and/or seek independent advice. You assume all risks associated with use of the data provided on this page.

Race Results

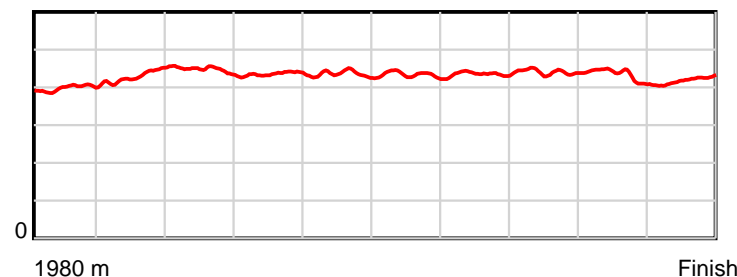
October 05, 2018, Race 1, CHRISTCHURCH CASINO MOBILE PACE, Distance 1980m, Addington - Survey 1980m

Result	TAB no.	Horse (Barrier)	1980 to	1800m to	1600m to	1400m to	1200m to	1000m to	800m to	600m to	400m to	200m to	Total or	Margin
12th	1	Queen Of Glory (1)	1800m	1600m	1400m	1200m	1000m	800m	600m	400m	200m	WP	Average	
		Position in running (margin)	-	5(4.3)	5(3.8)	8(5.6)	10(7.7)	11(7.2)	11(7.3)	12(7.5)	13(7.6)	14(10.6)		10.30
		Sectional time (s)	12.53	14.28	16.30	14.58	14.74	14.86	14.83	15.29	15.36	14.33		
		Cumulative time (s)	147.10	134.57	120.29	103.99	89.41	74.67	59.81	44.98	29.69	14.33	2:27.10	
		Speed (m/s)	14.37	14.01	12.27	13.72	13.57	13.46	13.49	13.08	13.02	13.96	13.46	
		Stride length (m)	5.86	6.04	5.48	5.97	5.90	5.83	5.88	5.75	5.64	5.86	5.82	
		Stride duration (s)	0.398	0.431	0.447	0.435	0.435	0.433	0.436	0.440	0.433	0.419	0.432	
		Stride efficiency (%)	53.71	56.93	46.97	55.62	54.43	53.20	53.97	51.75	49.64	53.58	52.86	
		Stride count	30.70	33.14	36.48	33.52	33.89	34.28	34.03	34.75	35.49	34.16	340.44	

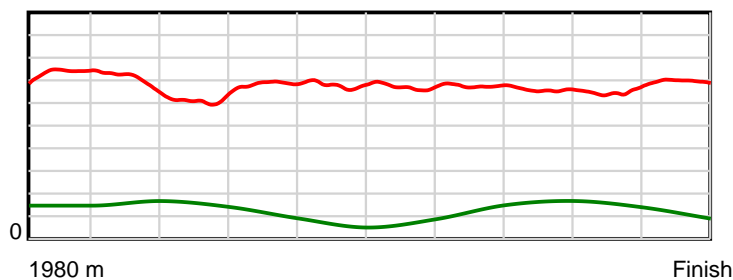
10 m Stride length



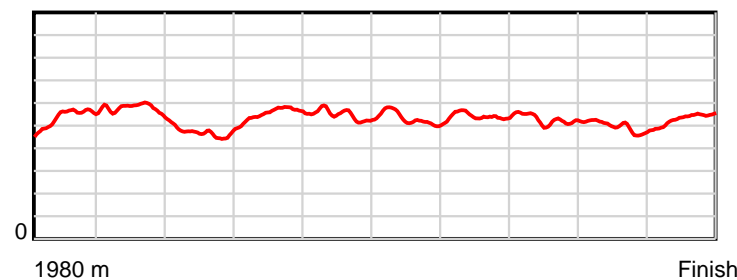
0.6 s Stride duration



20 m/sec Speed



100 % Stride efficiency



Note: Horizontal distance axis grid lines are 200m furlongs.

Disclaimer.

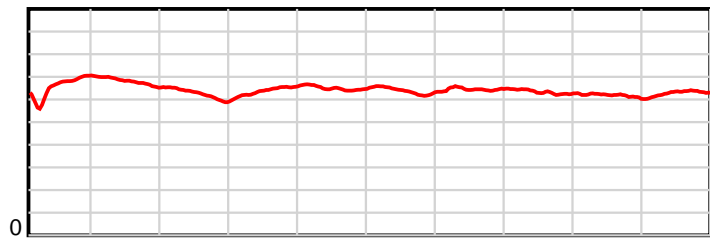
HRNZ and NZMTC and Thoroughbred Ratings Pty Ltd accepts no responsibility for the completeness or accuracy of any of the information contained herein, and makes no representations about its suitability for any particular purpose. Users should make their own judgements about those matters and/or seek independent advice. You assume all risks associated with use of the data provided on this page.

Race Results

October 05, 2018, Race 1, CHRISTCHURCH CASINO MOBILE PACE, Distance 1980m, Addington - Survey 1980m

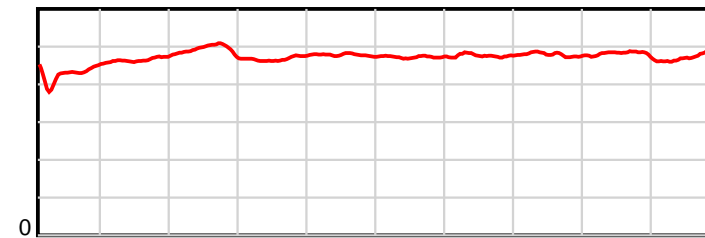
Result	TAB no.	Horse (Barrier)	1980 to	1800m to	1600m to	1400m to	1200m to	1000m to	800m to	600m to	400m to	200m to	Total or	Margin
13th	5	Stately (5)	1800m	1600m	1400m	1200m	1000m	800m	600m	400m	200m	WP	Average	
		Position in running (margin)	-	2(1.5)	1(0.0)	1(0.0)	2(2.3)	2(1.5)	3(2.0)	4(2.1)	4(2.4)	10(6.9)		11.80
		Sectional time (s)	11.96	14.12	16.00	14.61	14.70	14.92	14.82	15.32	15.60	15.33		
		Cumulative time (s)	147.38	135.42	121.30	105.30	90.69	75.99	61.07	46.25	30.93	15.33	2:27.38	
		Speed (m/s)	15.06	14.16	12.50	13.69	13.61	13.40	13.50	13.05	12.82	13.05	13.44	
		Stride length (m)	6.46	6.60	6.15	6.41	6.49	6.33	6.40	6.25	6.15	6.25	6.35	
		Stride duration (s)	0.427	0.466	0.492	0.468	0.477	0.473	0.475	0.479	0.480	0.479	0.472	
		Stride efficiency (%)	65.27	68.02	59.02	64.30	65.92	62.68	64.08	60.96	59.06	61.07	62.93	
		Stride count	27.85	30.31	32.54	31.18	30.79	31.58	31.23	32.02	32.53	31.99	312.02	

10 m Stride length



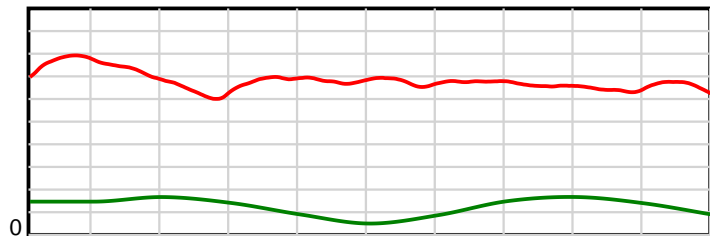
1980 m Finish

0.6 s Stride duration



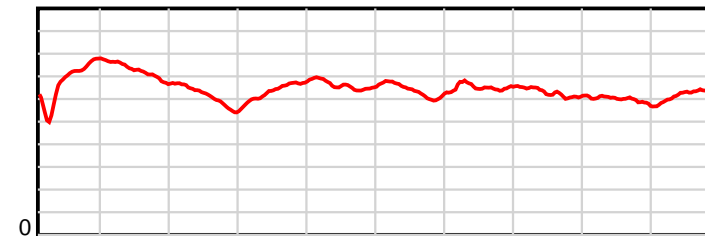
1980 m Finish

20 m/sec Speed



1980 m Finish

100 % Stride efficiency



1980 m Finish

Note: Horizontal distance axis grid lines are 200m furlongs.

Disclaimer.

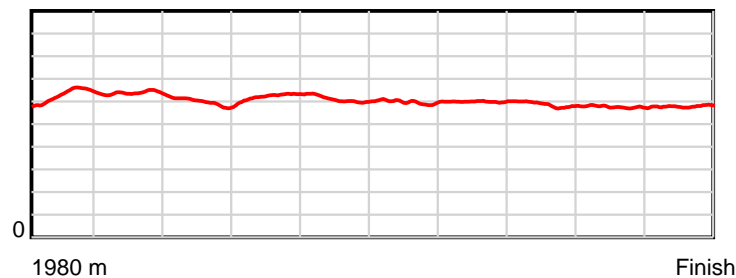
HRNZ and NZMTC and Thoroughbred Ratings Pty Ltd accepts no responsibility for the completeness or accuracy of any of the information contained herein, and makes no representations about its suitability for any particular purpose. Users should make their own judgements about those matters and/or seek independent advice. You assume all risks associated with use of the data provided on this page.

Race Results

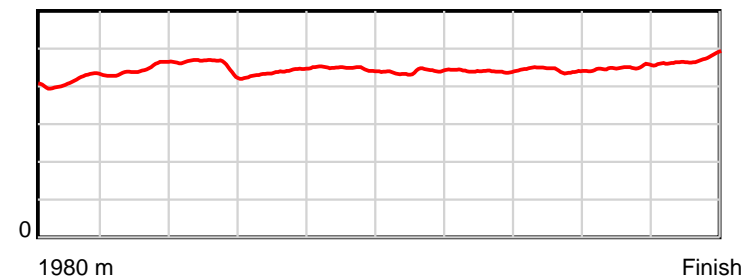
October 05, 2018, Race 1, CHRISTCHURCH CASINO MOBILE PACE, Distance 1980m, Addington - Survey 1980m

Result	TAB no.	Horse (Barrier)	1980 to	1800m to	1600m to	1400m to	1200m to	1000m to	800m to	600m to	400m to	200m to	Total or	Margin
14th	4	Fun In The Dar... (4)	1800m	1600m	1400m	1200m	1000m	800m	600m	400m	200m	WP	Average	
		Position in running (margin)	-	4(2.9)	4(2.9)	2(0.3)	1(0.0)	1(0.0)	1(0.0)	1(0.0)	2(0.3)	9(6.0)		16.80
		Sectional time (s)	12.34	14.36	15.57	14.17	14.82	14.84	14.80	15.33	15.80	16.27		
		Cumulative time (s)	148.30	135.96	121.60	106.03	91.86	77.04	62.20	47.40	32.07	16.27	2:28.30	
		Speed (m/s)	14.59	13.93	12.85	14.11	13.50	13.48	13.51	13.05	12.66	12.29	13.35	
		Stride length (m)	6.18	6.22	5.86	6.19	6.03	5.92	5.95	5.78	5.70	5.80	5.96	
		Stride duration (s)	0.415	0.447	0.456	0.438	0.447	0.440	0.440	0.443	0.450	0.472	0.446	
		Stride efficiency (%)	59.69	60.49	53.64	59.78	56.84	54.83	55.28	52.29	50.73	52.54	55.43	
		Stride count	29.12	32.15	34.14	32.34	33.16	33.76	33.63	34.57	35.10	34.49	332.46	

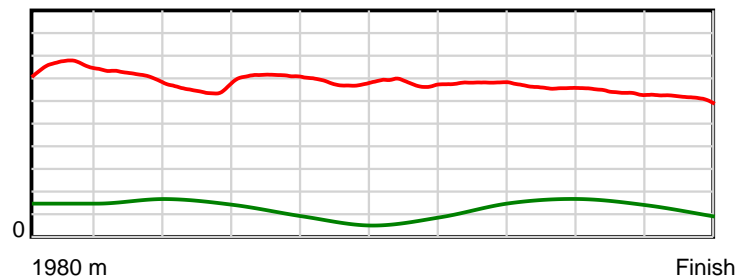
10 m Stride length



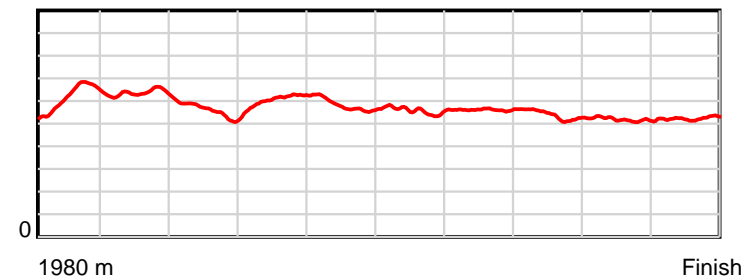
0.6 s Stride duration



20 m/sec Speed



100 % Stride efficiency



Note: Horizontal distance axis grid lines are 200m furlongs.

Disclaimer.

HRNZ and NZMTC and Thoroughbred Ratings Pty Ltd accepts no responsibility for the completeness or accuracy of any of the information contained herein, and makes no representations about its suitability for any particular purpose. Users should make their own judgements about those matters and/or seek independent advice. You assume all risks associated with use of the data provided on this page.