



## Race Results

NZ Metropolitan Trotting Club Inc, HRNZ, October 05, 2018

Compilation date: October 5, 2018, 8:10:45 PM (NZDT)

Copyright © 2018 HRNZ and NZMTC. All rights reserved.

### Trademarks.

StrideMASTER is a registered trademark of Thoroughbred Ratings Pty Ltd.

### Disclaimer.

HRNZ and NZMTC and Thoroughbred Ratings Pty Ltd accepts no responsibility for the completeness or accuracy of any of the information contained herein, and makes no representations about its suitability for any particular purpose. Users should make their own judgements about those matters and/or seek independent advice. You assume all risks associated with use of the data provided on this page.



# Race Results



October 05, 2018, Race 6, DUNSANDEL COUNTRY CAFE/TAVERN HANDICAP PACE, Distance 2600m, Addington - Survey 3200m

Result	TAB no.	Horse (Barrier)	2600 to	2400m to
1st	4	Turn It Up (10)	2400m	2200m
		Position in running (margin)	-	3(5.0)
		Sectional time (s)	17.73	15.94
		Cumulative time (s)	198.59	180.86
		Speed (m/s)	11.28	12.55
		Stride length (m)	5.57	5.89
		Stride duration (s)	0.478	0.469
		Stride efficiency (%)	48.47	54.13
		Stride count	35.91	33.98

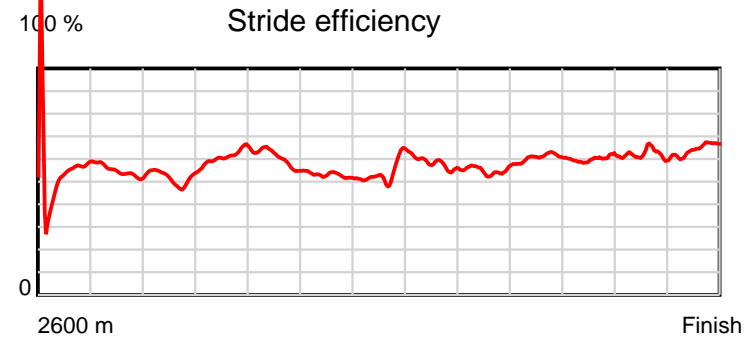
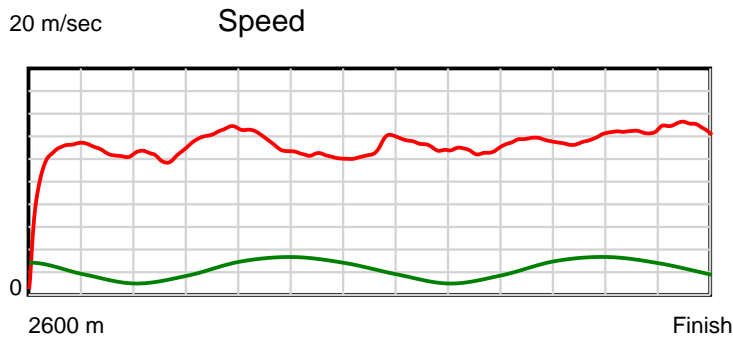
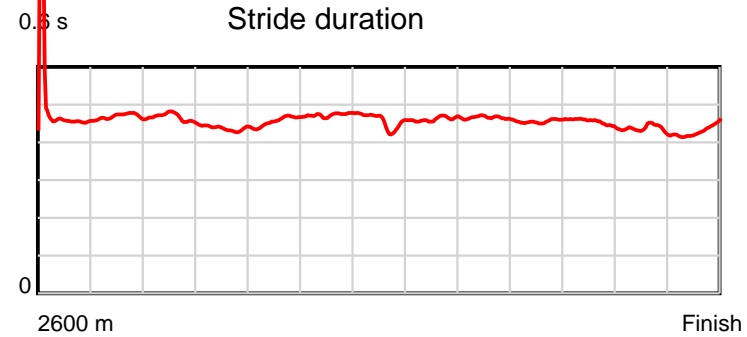
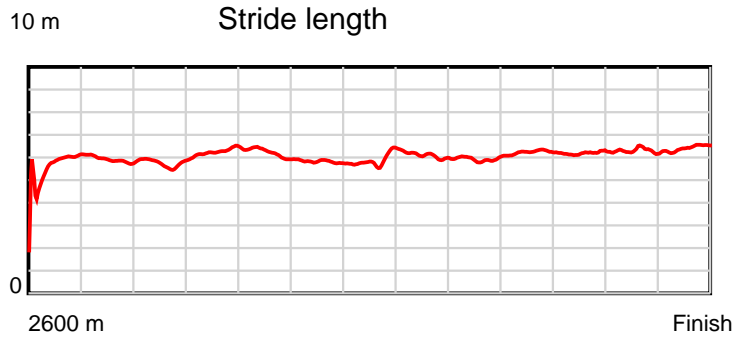
#### Disclaimer.

HRNZ and NZMTC and Thoroughbred Ratings Pty Ltd accepts no responsibility for the completeness or accuracy of any of the information contained herein, and makes no representations about its suitability for any particular purpose. Users should make their own judgements about those matters and/or seek independent advice. You assume all risks associated with use of the data provided on this page.

# Race Results

October 05, 2018, Race 6, DUNSANDEL COUNTRY CAFE/TAVERN HANDICAP PACE, Distance 2600m, Addington - Survey 3200m

Result	TAB no.	Horse (Barrier)	2200m to	2000m to	1800m to	1600m to	1400m to	1200m to	1000m to	800m to	600m to	400m to	200m to	Total or	Margin
1st	4	Turn It Up (10)	2000m	1800m	1600m	1400m	1200m	1000m	800m	600m	400m	200m	WP	Average	
		Position in running (margin)	3(4.5)	3(3.3)	1(0.0)	1(0.0)	1(0.0)	2(0.9)	2(0.9)	3(1.5)	3(2.3)	3(1.7)	3(1.5)		0.00
		Sectional time (s)	16.44	14.02	14.96	16.33	15.48	15.18	15.78	14.68	14.68	13.79	13.58		
		Cumulative time (s)	164.92	148.48	134.46	119.50	103.17	87.69	72.51	56.73	42.05	27.37	13.58	3:18.59	
		Speed (m/s)	12.17	14.27	13.37	12.25	12.92	13.18	12.67	13.62	13.62	14.50	14.73	13.09	
		Stride length (m)	5.67	6.24	6.12	5.80	5.91	6.09	5.89	6.21	6.17	6.31	6.38	6.01	
		Stride duration (s)	0.466	0.437	0.457	0.473	0.457	0.462	0.465	0.455	0.453	0.435	0.433	0.459	
		Stride efficiency (%)	50.24	60.85	58.45	52.51	54.54	57.92	54.28	60.17	59.48	62.24	63.55	56.41	
		Stride count	35.27	32.05	32.70	34.50	33.85	32.85	33.93	32.23	32.42	31.69	31.36	432.74	



Note: Horizontal distance axis grid lines are 200m furlongs.

#### Disclaimer.

HRNZ and NZMTC and Thoroughbred Ratings Pty Ltd accepts no responsibility for the completeness or accuracy of any of the information contained herein, and makes no representations about its suitability for any particular purpose. Users should make their own judgements about those matters and/or seek independent advice. You assume all risks associated with use of the data provided on this page.



# Race Results



October 05, 2018, Race 6, DUNSANDEL COUNTRY CAFE/TAVERN HANDICAP PACE, Distance 2600m, Addington - Survey 3200m

Result	TAB no.	Horse (Barrier)	2600 to	2400m to
2nd	10	Hayden's Meddl... (4)	2400m	2200m
		Position in running (margin)	-	7(14.7)
		Sectional time (s)	19.54	15.81
		Cumulative time (s)	198.72	179.18
		Speed (m/s)	10.23	12.65
		Stride length (m)	5.40	5.75
		Stride duration (s)	0.434	0.455
		Stride efficiency (%)	45.52	51.75
		Stride count	37.06	34.75

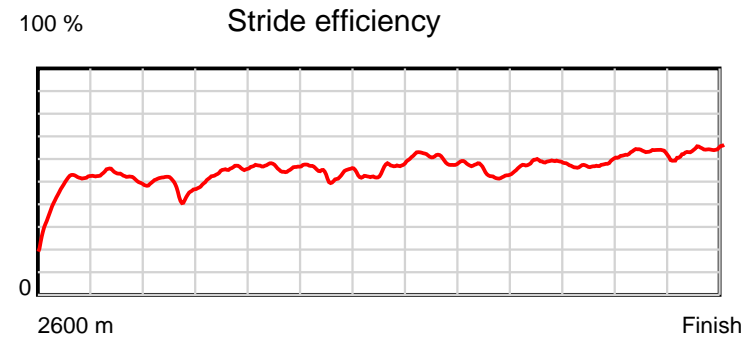
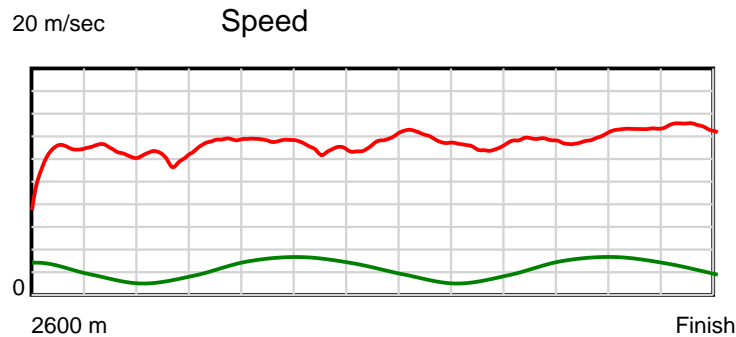
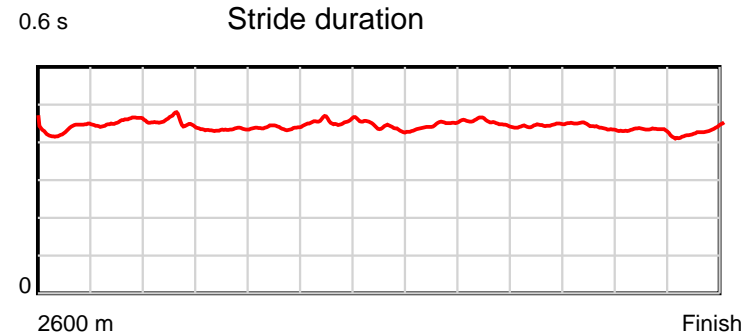
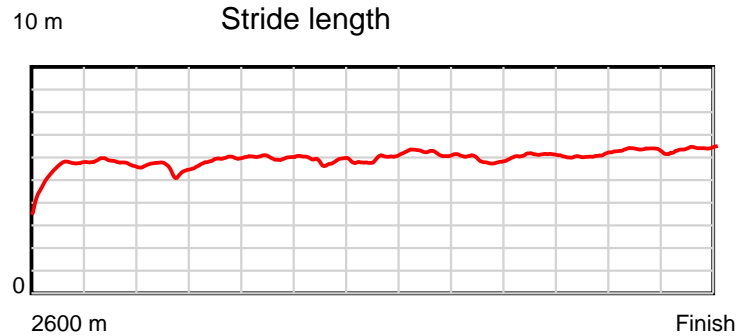
#### Disclaimer.

HRNZ and NZMTC and Thoroughbred Ratings Pty Ltd accepts no responsibility for the completeness or accuracy of any of the information contained herein, and makes no representations about its suitability for any particular purpose. Users should make their own judgements about those matters and/or seek independent advice. You assume all risks associated with use of the data provided on this page.

# Race Results

October 05, 2018, Race 6, DUNSANDEL COUNTRY CAFE/TAVERN HANDICAP PACE, Distance 2600m, Addington - Survey 3200m

Result	TAB no.	Horse (Barrier)	2200m to	2000m to	1800m to	1600m to	1400m to	1200m to	1000m to	800m to	600m to	400m to	200m to	Total or	Margin
2nd	10	Hayden's Meddl... (4)	2000m	1800m	1600m	1400m	1200m	1000m	800m	600m	400m	200m	WP	Average	
		Position in running (margin)	7(13.5)	7(13.2)	7(14.0)	7(13.0)	7(9.5)	6(6.4)	5(3.2)	4(2.8)	4(2.7)	4(2.1)	4(1.7)		0.70
		Sectional time (s)	16.58	14.70	14.80	15.75	14.81	14.63	15.61	14.52	14.69	13.77	13.51		
		Cumulative time (s)	163.37	146.79	132.09	117.29	101.54	86.73	72.10	56.49	41.97	27.28	13.51	3:18.72	
		Speed (m/s)	12.06	13.61	13.51	12.70	13.50	13.67	12.81	13.77	13.61	14.52	14.80	13.08	
		Stride length (m)	5.48	5.90	5.94	5.79	5.95	6.11	5.79	6.13	6.01	6.26	6.37	5.90	
		Stride duration (s)	0.454	0.434	0.439	0.456	0.441	0.447	0.452	0.445	0.441	0.431	0.430	0.451	
		Stride efficiency (%)	46.92	54.44	55.12	52.38	55.41	58.31	52.46	58.81	56.36	61.27	63.36	54.44	
		Stride count	36.50	33.88	33.68	34.54	33.59	32.74	34.52	32.60	33.30	31.94	31.41	440.51	



Note: Horizontal distance axis grid lines are 200m furlongs.

#### Disclaimer.

HRNZ and NZMTC and Thoroughbred Ratings Pty Ltd accepts no responsibility for the completeness or accuracy of any of the information contained herein, and makes no representations about its suitability for any particular purpose. Users should make their own judgements about those matters and/or seek independent advice. You assume all risks associated with use of the data provided on this page.



# Race Results



October 05, 2018, Race 6, DUNSANDEL COUNTRY CAFE/TAVERN HANDICAP PACE, Distance 2600m, Addington - Survey 3200m

Result	TAB no.	Horse (Barrier)	2600 to	2400m to
3rd	11	<b>Alta Maestro (8)</b>	<b>2400m</b>	<b>2200m</b>
		Position in running (margin)	-	6(11.6)
		Sectional time (s)	19.00	16.09
		Cumulative time (s)	198.84	179.84
		Speed (m/s)	10.53	12.43
		Stride length (m)	5.92	6.00
		Stride duration (s)	0.462	0.483
		Stride efficiency (%)	54.68	56.26
		Stride count	33.81	33.33

#### Disclaimer.

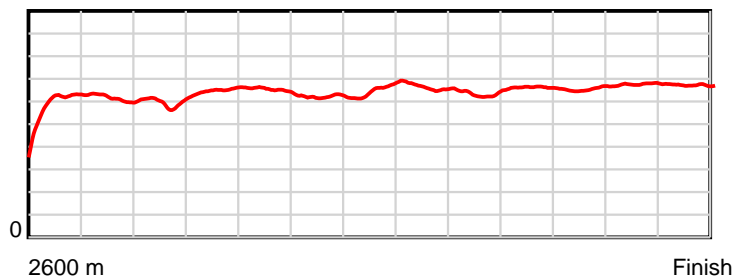
HRNZ and NZMTC and Thoroughbred Ratings Pty Ltd accepts no responsibility for the completeness or accuracy of any of the information contained herein, and makes no representations about its suitability for any particular purpose. Users should make their own judgements about those matters and/or seek independent advice. You assume all risks associated with use of the data provided on this page.

# Race Results

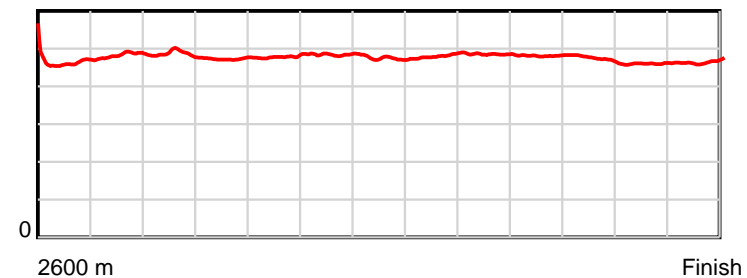
October 05, 2018, Race 6, DUNSANDEL COUNTRY CAFE/TAVERN HANDICAP PACE, Distance 2600m, Addington - Survey 3200m

Result	TAB no.	Horse (Barrier)	2200m to	2000m to	1800m to	1600m to	1400m to	1200m to	1000m to	800m to	600m to	400m to	200m to	Total or	Margin
3rd	11	<b>Alta Maestro (8)</b>	<b>2000m</b>	<b>1800m</b>	<b>1600m</b>	<b>1400m</b>	<b>1200m</b>	<b>1000m</b>	<b>800m</b>	<b>600m</b>	<b>400m</b>	<b>200m</b>	<b>WP</b>	<b>Average</b>	
		Position in running (margin)	6(12.0)	6(11.2)	6(11.6)	6(9.8)	5(6.8)	4(3.1)	3(2.0)	2(1.2)	2(1.1)	1(0.0)	1(0.0)		1.30
		Sectional time (s)	16.50	14.64	14.65	15.83	14.72	14.99	15.53	14.54	14.60	13.82	13.93		
		Cumulative time (s)	163.75	147.25	132.61	117.96	102.13	87.41	72.42	56.89	42.35	27.75	13.93	3:18.84	
		Speed (m/s)	12.12	13.66	13.65	12.63	13.59	13.34	12.88	13.76	13.70	14.47	14.36	13.08	
		Stride length (m)	5.90	6.46	6.53	6.11	6.45	6.41	6.24	6.62	6.48	6.66	6.68	6.33	
		Stride duration (s)	0.487	0.473	0.478	0.484	0.475	0.480	0.485	0.481	0.473	0.460	0.465	0.484	
		Stride efficiency (%)	54.38	65.16	66.58	58.40	65.05	64.15	60.86	68.43	65.72	69.25	69.65	62.63	
		Stride count	33.90	30.97	30.64	32.72	31.00	31.21	32.05	30.22	30.84	30.04	29.96	410.69	

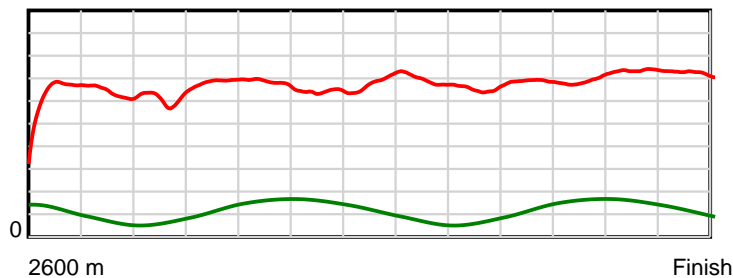
10 m Stride length



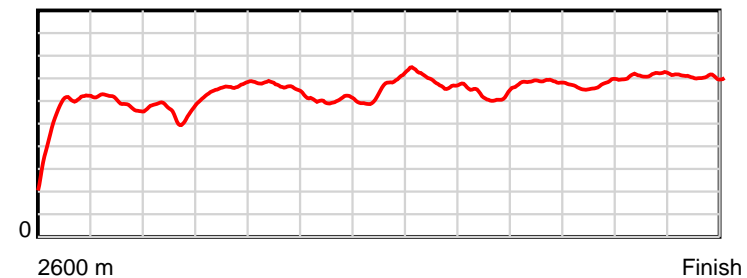
0.6 s Stride duration



20 m/sec Speed



100 % Stride efficiency



Note: Horizontal distance axis grid lines are 200m furlongs.

### Disclaimer.

HRNZ and NZMTC and Thoroughbred Ratings Pty Ltd accepts no responsibility for the completeness or accuracy of any of the information contained herein, and makes no representations about its suitability for any particular purpose. Users should make their own judgements about those matters and/or seek independent advice. You assume all risks associated with use of the data provided on this page.



# Race Results



October 05, 2018, Race 6, DUNSANDEL COUNTRY CAFE/TAVERN HANDICAP PACE, Distance 2600m, Addington - Survey 3200m

Result	TAB no.	Horse (Barrier)	2600 to	2400m to
4th	6	Anthem (2)	2400m	2200m
		Position in running (margin)	-	10(20.9)
		Sectional time (s)	20.26	15.86
		Cumulative time (s)	198.98	178.72
		Speed (m/s)	9.87	12.61
		Stride length (m)	5.54	6.42
		Stride duration (s)	0.480	0.509
		Stride efficiency (%)	47.94	64.38
		Stride count	36.11	31.16

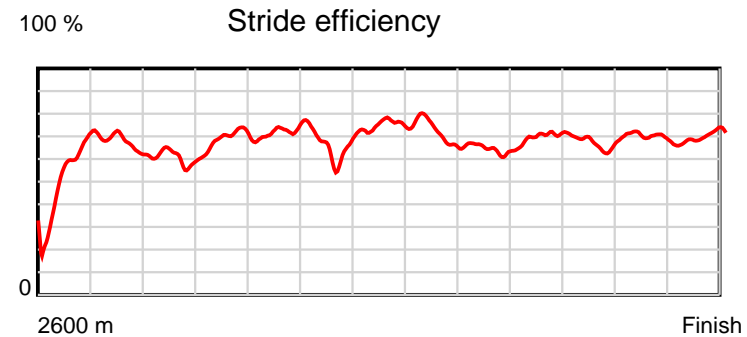
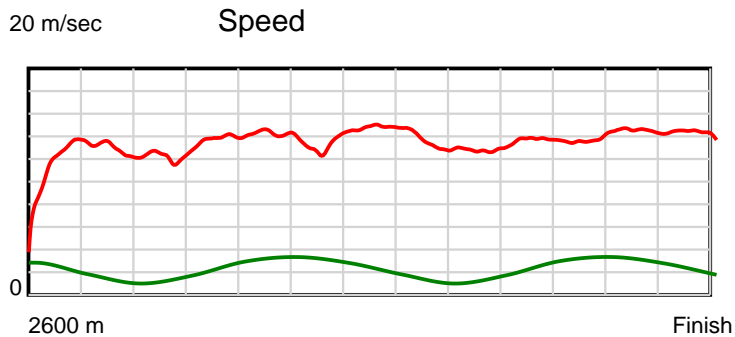
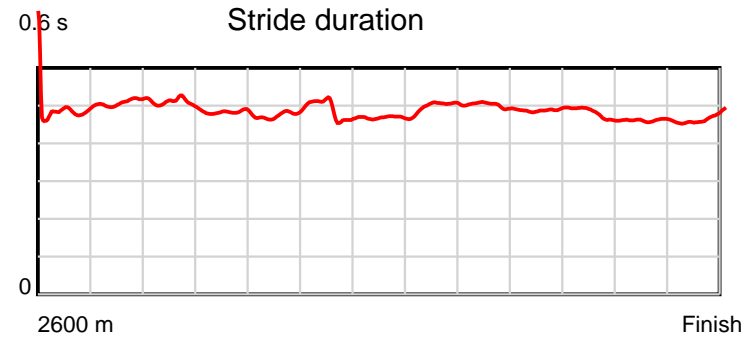
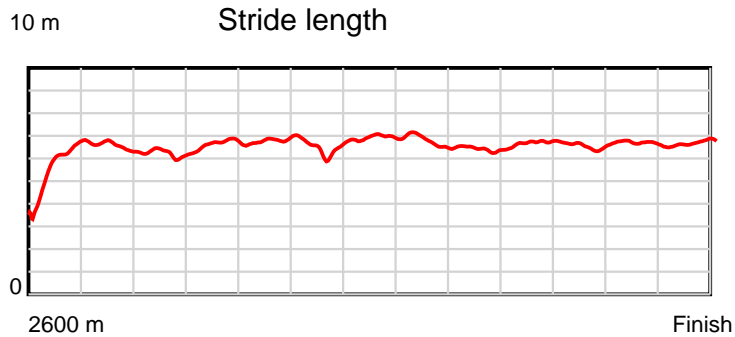
#### Disclaimer.

HRNZ and NZMTC and Thoroughbred Ratings Pty Ltd accepts no responsibility for the completeness or accuracy of any of the information contained herein, and makes no representations about its suitability for any particular purpose. Users should make their own judgements about those matters and/or seek independent advice. You assume all risks associated with use of the data provided on this page.

# Race Results

October 05, 2018, Race 6, DUNSANDEL COUNTRY CAFE/TAVERN HANDICAP PACE, Distance 2600m, Addington - Survey 3200m

Result	TAB no.	Horse (Barrier)	2200m to	2000m to	1800m to	1600m to	1400m to	1200m to	1000m to	800m to	600m to	400m to	200m to	Total or	Margin
4th	6	Anthem (2)	2000m	1800m	1600m	1400m	1200m	1000m	800m	600m	400m	200m	WP	Average	
		Position in running (margin)	10(20.0)	10(19.9)	10(19.4)	10(17.1)	9(10.7)	1(0.0)	1(0.0)	1(0.0)	1(0.0)	2(0.2)	2(1.0)		2.10
		Sectional time (s)	16.62	14.49	14.57	15.26	13.55	15.17	15.67	14.55	14.82	13.96	14.20		
		Cumulative time (s)	162.86	146.24	131.75	117.18	101.92	88.37	73.20	57.53	42.98	28.16	14.20	3:18.98	
		Speed (m/s)	12.03	13.80	13.73	13.11	14.76	13.18	12.76	13.75	13.50	14.33	14.08	13.07	
		Stride length (m)	6.12	6.66	6.55	6.37	6.90	6.62	6.39	6.71	6.43	6.61	6.59	6.44	
		Stride duration (s)	0.508	0.483	0.477	0.486	0.468	0.502	0.501	0.488	0.476	0.461	0.468	0.493	
		Stride efficiency (%)	58.48	69.34	66.98	63.35	74.43	68.46	63.75	70.37	64.56	68.24	67.82	64.72	
		Stride count	32.69	30.02	30.55	31.41	28.98	30.22	31.31	29.80	31.12	30.26	30.36	403.99	



Note: Horizontal distance axis grid lines are 200m furlongs.

#### Disclaimer.

HRNZ and NZMTC and Thoroughbred Ratings Pty Ltd accepts no responsibility for the completeness or accuracy of any of the information contained herein, and makes no representations about its suitability for any particular purpose. Users should make their own judgements about those matters and/or seek independent advice. You assume all risks associated with use of the data provided on this page.



# Race Results



October 05, 2018, Race 6, DUNSANDEL COUNTRY CAFE/TAVERN HANDICAP PACE, Distance 2600m, Addington - Survey 3200m

Result	TAB no.	Horse (Barrier)	2600 to	2400m to
5th	9	<b>Bettor's Heart (3)</b>	<b>2400m</b>	<b>2200m</b>
		Position in running (margin)	-	8(16.6)
		Sectional time (s)	19.82	15.89
		Cumulative time (s)	199.20	179.38
		Speed (m/s)	10.09	12.59
		Stride length (m)	5.69	5.99
		Stride duration (s)	0.455	0.476
		Stride efficiency (%)	50.52	56.12
		Stride count	35.17	33.37

#### Disclaimer.

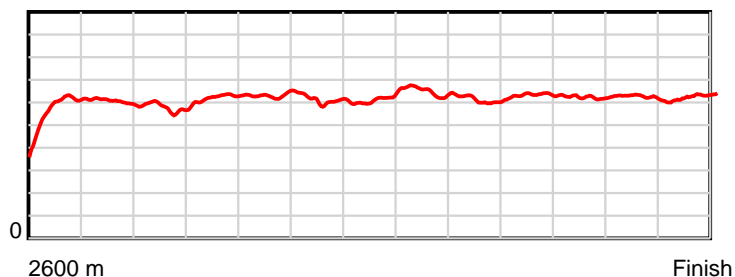
HRNZ and NZMTC and Thoroughbred Ratings Pty Ltd accepts no responsibility for the completeness or accuracy of any of the information contained herein, and makes no representations about its suitability for any particular purpose. Users should make their own judgements about those matters and/or seek independent advice. You assume all risks associated with use of the data provided on this page.

# Race Results

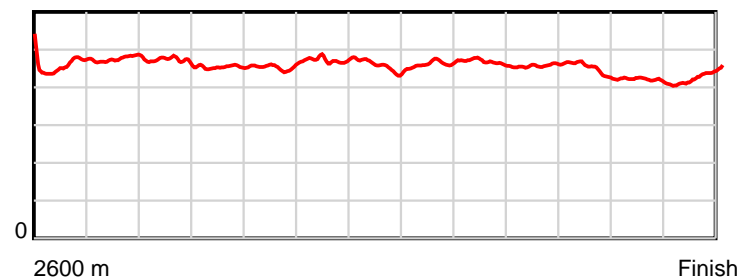
October 05, 2018, Race 6, DUNSANDEL COUNTRY CAFE/TAVERN HANDICAP PACE, Distance 2600m, Addington - Survey 3200m

Result	TAB no.	Horse (Barrier)	2200m to	2000m to	1800m to	1600m to	1400m to	1200m to	1000m to	800m to	600m to	400m to	200m to	Total or	Margin
5th	9	<b>Bettor's Heart (3)</b>	<b>2000m</b>	<b>1800m</b>	<b>1600m</b>	<b>1400m</b>	<b>1200m</b>	<b>1000m</b>	<b>800m</b>	<b>600m</b>	<b>400m</b>	<b>200m</b>	<b>WP</b>	<b>Average</b>	
		Position in running (margin)	8(15.8)	8(15.7)	8(16.0)	8(14.7)	10(10.9)	8(8.3)	6(5.1)	6(4.7)	6(4.6)	5(3.5)	5(2.7)		3.30
		Sectional time (s)	16.62	14.62	14.75	15.70	14.89	14.64	15.61	14.52	14.61	13.70	13.83		
		Cumulative time (s)	163.49	146.87	132.25	117.50	101.80	86.91	72.27	56.66	42.14	27.53	13.83	3:19.20	
		Speed (m/s)	12.03	13.68	13.56	12.74	13.43	13.66	12.81	13.77	13.69	14.60	14.46	13.05	
		Stride length (m)	5.66	6.21	6.16	6.03	6.13	6.33	5.97	6.31	6.10	6.11	6.23	6.06	
		Stride duration (s)	0.471	0.454	0.454	0.473	0.456	0.463	0.466	0.458	0.446	0.419	0.431	0.465	
		Stride efficiency (%)	50.09	60.17	59.35	56.76	58.67	62.58	55.76	62.25	58.13	58.35	60.66	57.46	
		Stride count	35.32	32.23	32.45	33.18	32.64	31.60	33.48	31.69	32.79	32.73	32.10	428.75	

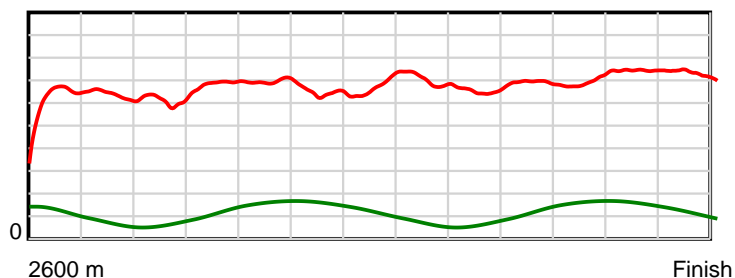
10 m Stride length



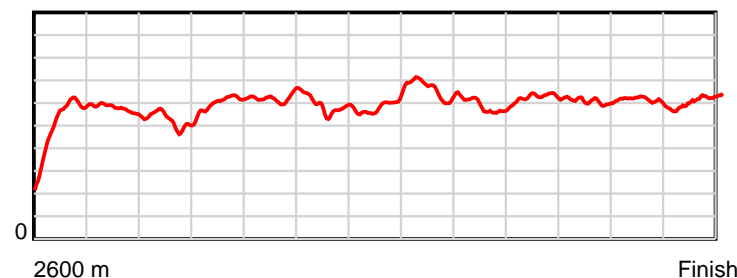
0.6 s Stride duration



20 m/sec Speed



100 % Stride efficiency



Note: Horizontal distance axis grid lines are 200m furlongs.

## Disclaimer.

HRNZ and NZMTC and Thoroughbred Ratings Pty Ltd accepts no responsibility for the completeness or accuracy of any of the information contained herein, and makes no representations about its suitability for any particular purpose. Users should make their own judgements about those matters and/or seek independent advice. You assume all risks associated with use of the data provided on this page.



# Race Results



October 05, 2018, Race 6, DUNSANDEL COUNTRY CAFE/TAVERN HANDICAP PACE, Distance 2600m, Addington - Survey 3200m

Result	TAB no.	Horse (Barrier)	2600 to	2400m to
6th	5	<b>Go Kiwi (0)</b>	<b>2400m</b>	<b>2200m</b>
		Position in running (margin)	-	2(2.6)
		Sectional time (s)	17.46	15.98
		Cumulative time (s)	199.30	181.84
		Speed (m/s)	11.45	12.52
		Stride length (m)	5.65	5.94
		Stride duration (s)	0.491	0.475
		Stride efficiency (%)	49.85	55.17
		Stride count	35.41	33.66

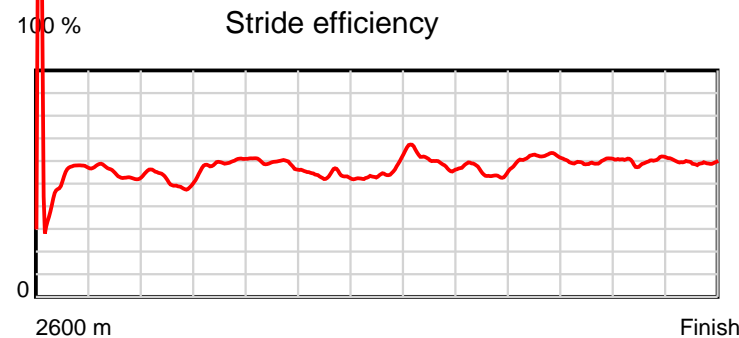
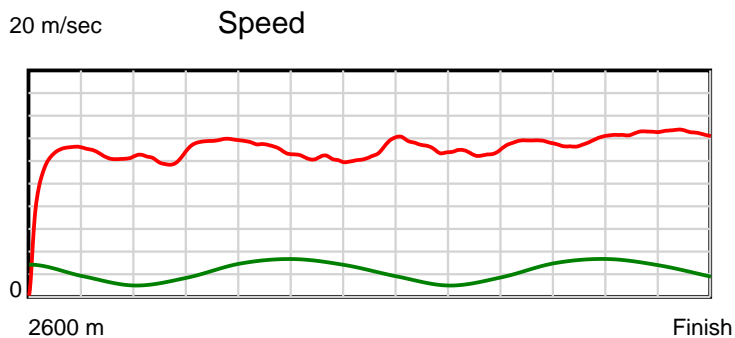
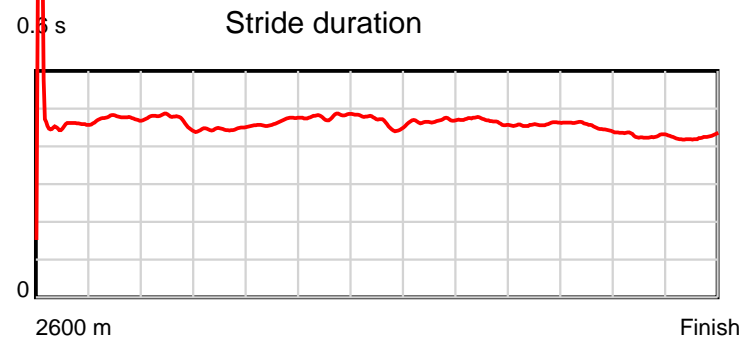
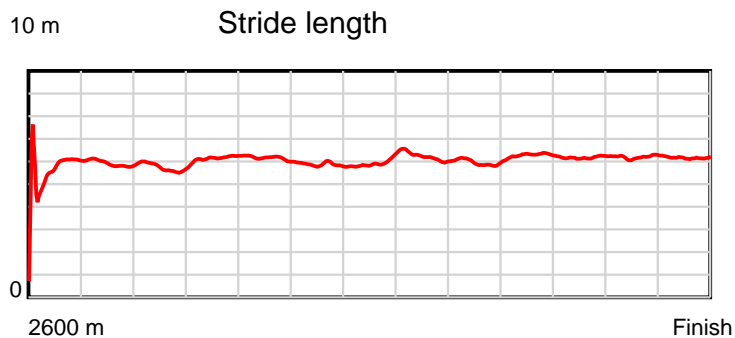
#### Disclaimer.

HRNZ and NZMTC and Thoroughbred Ratings Pty Ltd accepts no responsibility for the completeness or accuracy of any of the information contained herein, and makes no representations about its suitability for any particular purpose. Users should make their own judgements about those matters and/or seek independent advice. You assume all risks associated with use of the data provided on this page.

# Race Results

October 05, 2018, Race 6, DUNSANDEL COUNTRY CAFE/TAVERN HANDICAP PACE, Distance 2600m, Addington - Survey 3200m

Result	TAB no.	Horse (Barrier)	2200m to	2000m to	1800m to	1600m to	1400m to	1200m to	1000m to	800m to	600m to	400m to	200m to	Total or	Margin
6th	5	Go Kiwi (0)	2000m	1800m	1600m	1400m	1200m	1000m	800m	600m	400m	200m	WP	Average	
		Position in running (margin)	2(2.4)	2(1.2)	2(0.3)	2(1.7)	2(1.8)	3(3.0)	4(3.1)	5(3.9)	5(4.3)	6(3.5)	6(3.6)		3.80
		Sectional time (s)	16.43	14.43	15.18	16.35	15.53	15.20	15.80	14.62	14.66	13.83	13.83		
		Cumulative time (s)	165.86	149.43	135.00	119.82	103.47	87.94	72.74	56.94	42.32	27.66	13.83	3:19.30	
		Speed (m/s)	12.17	13.86	13.18	12.23	12.88	13.16	12.66	13.68	13.64	14.46	14.46	13.05	
		Stride length (m)	5.73	6.19	6.13	5.87	5.98	6.16	5.91	6.27	6.17	6.20	6.14	6.02	
		Stride duration (s)	0.470	0.447	0.465	0.480	0.465	0.468	0.467	0.459	0.452	0.429	0.424	0.461	
		Stride efficiency (%)	51.23	59.88	58.67	53.81	55.96	59.23	54.58	61.53	59.56	60.01	58.86	56.63	
		Stride count	34.93	32.31	32.64	34.08	33.42	32.49	33.84	31.87	32.40	32.27	32.59	431.91	



Note: Horizontal distance axis grid lines are 200m furlongs.

#### Disclaimer.

HRNZ and NZMTC and Thoroughbred Ratings Pty Ltd accepts no responsibility for the completeness or accuracy of any of the information contained herein, and makes no representations about its suitability for any particular purpose. Users should make their own judgements about those matters and/or seek independent advice. You assume all risks associated with use of the data provided on this page.



# Race Results



October 05, 2018, Race 6, DUNSANDEL COUNTRY CAFE/TAVERN HANDICAP PACE, Distance 2600m, Addington - Survey 3200m

Result	TAB no.	Horse (Barrier)	2600 to	2400m to
7th	3	Rocknroll Magi... (9)	2400m	2200m
		Position in running (margin)	-	1(0.0)
		Sectional time (s)	17.06	16.02
		Cumulative time (s)	199.36	182.30
		Speed (m/s)	11.72	12.48
		Stride length (m)	5.60	5.92
		Stride duration (s)	0.471	0.474
		Stride efficiency (%)	49.03	54.69
		Stride count	35.70	33.81

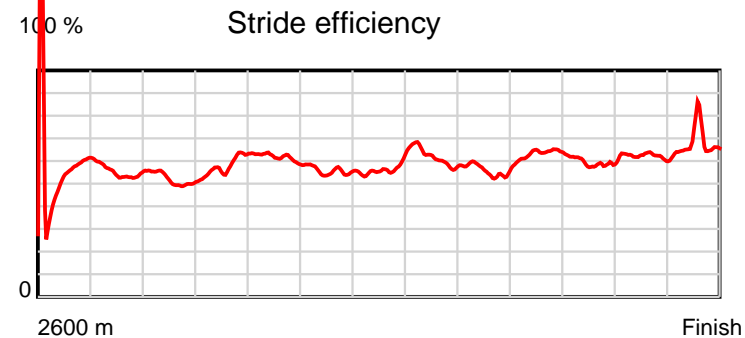
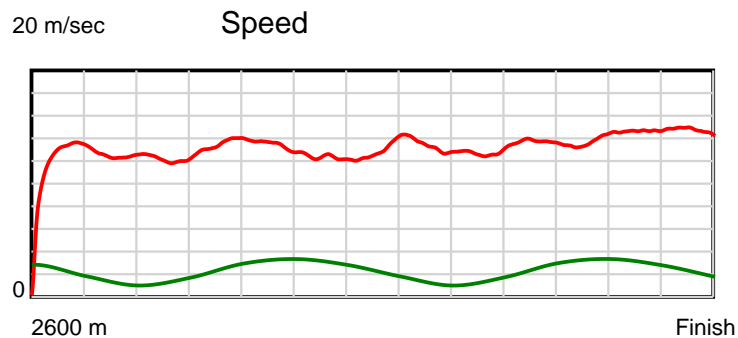
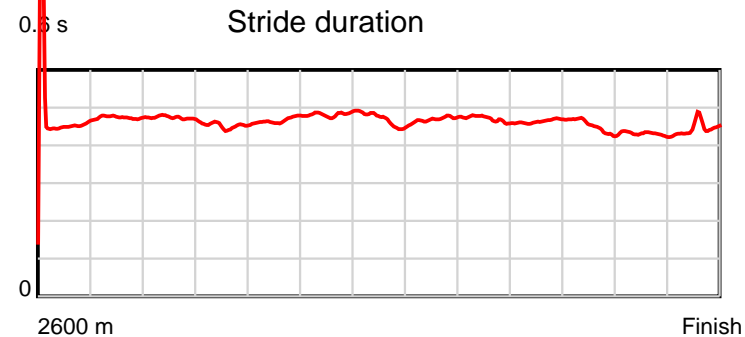
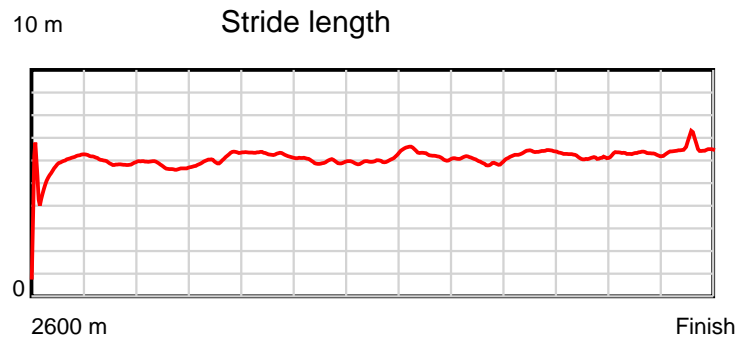
#### Disclaimer.

HRNZ and NZMTC and Thoroughbred Ratings Pty Ltd accepts no responsibility for the completeness or accuracy of any of the information contained herein, and makes no representations about its suitability for any particular purpose. Users should make their own judgements about those matters and/or seek independent advice. You assume all risks associated with use of the data provided on this page.

# Race Results

October 05, 2018, Race 6, DUNSANDEL COUNTRY CAFE/TAVERN HANDICAP PACE, Distance 2600m, Addington - Survey 3200m

Result	TAB no.	Horse (Barrier)	2200m to	2000m to	1800m to	1600m to	1400m to	1200m to	1000m to	800m to	600m to	400m to	200m to	Total or	Margin
7th	3	Rocknroll Magi... (9)	2000m	1800m	1600m	1400m	1200m	1000m	800m	600m	400m	200m	WP	Average	
		Position in running (margin)	1(0.0)	1(0.0)	3(2.5)	3(4.1)	3(3.9)	5(5.4)	7(5.2)	7(5.4)	7(5.8)	7(5.5)	7(4.8)		4.20
		Sectional time (s)	16.63	14.99	15.22	16.29	15.59	15.14	15.71	14.62	14.73	13.72	13.64		
		Cumulative time (s)	166.28	149.65	134.66	119.44	103.15	87.56	72.42	56.71	42.09	27.36	13.64	3:19.36	
		Speed (m/s)	12.03	13.34	13.14	12.28	12.83	13.21	12.73	13.68	13.58	14.58	14.66	13.04	
		Stride length (m)	5.69	6.04	6.13	5.93	6.00	6.21	5.97	6.35	6.10	6.27	6.54	6.05	
		Stride duration (s)	0.473	0.453	0.467	0.483	0.468	0.470	0.469	0.464	0.449	0.430	0.446	0.464	
		Stride efficiency (%)	50.57	57.02	58.73	54.90	56.32	60.29	55.77	63.05	58.11	61.39	66.84	57.16	
		Stride count	35.16	33.11	32.62	33.74	33.31	32.20	33.48	31.49	32.80	31.91	30.58	429.91	



Note: Horizontal distance axis grid lines are 200m furlongs.

#### Disclaimer.

HRNZ and NZMTC and Thoroughbred Ratings Pty Ltd accepts no responsibility for the completeness or accuracy of any of the information contained herein, and makes no representations about its suitability for any particular purpose. Users should make their own judgements about those matters and/or seek independent advice. You assume all risks associated with use of the data provided on this page.



# Race Results



October 05, 2018, Race 6, DUNSANDEL COUNTRY CAFE/TAVERN HANDICAP PACE, Distance 2600m, Addington - Survey 3200m

Result	TAB no.	Horse (Barrier)	2600 to	2400m to
8th	7	<b>Go Davey (6)</b>	<b>2400m</b>	<b>2200m</b>
		Position in running (margin)	-	5(9.9)
		Sectional time (s)	18.47	15.89
		Cumulative time (s)	199.72	181.25
		Speed (m/s)	10.83	12.59
		Stride length (m)	5.51	5.87
		Stride duration (s)	0.458	0.467
		Stride efficiency (%)	47.43	53.87
		Stride count	36.30	34.06

## Disclaimer.

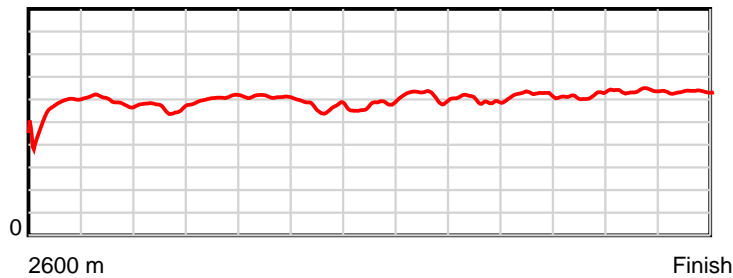
HRNZ and NZMTC and Thoroughbred Ratings Pty Ltd accepts no responsibility for the completeness or accuracy of any of the information contained herein, and makes no representations about its suitability for any particular purpose. Users should make their own judgements about those matters and/or seek independent advice. You assume all risks associated with use of the data provided on this page.

# Race Results

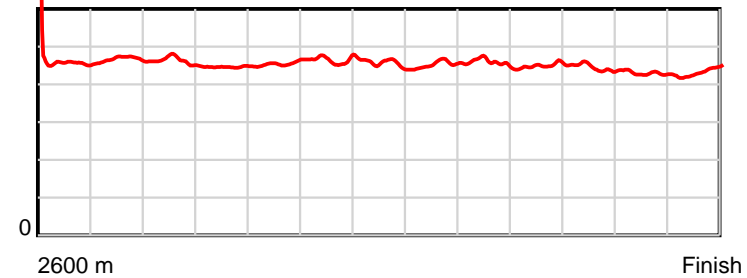
October 05, 2018, Race 6, DUNSANDEL COUNTRY CAFE/TAVERN HANDICAP PACE, Distance 2600m, Addington - Survey 3200m

Result	TAB no.	Horse (Barrier)	2200m to	2000m to	1800m to	1600m to	1400m to	1200m to	1000m to	800m to	600m to	400m to	200m to	Total or	Margin
8th	7	<b>Go Davey (6)</b>	<b>2000m</b>	<b>1800m</b>	<b>1600m</b>	<b>1400m</b>	<b>1200m</b>	<b>1000m</b>	<b>800m</b>	<b>600m</b>	<b>400m</b>	<b>200m</b>	<b>WP</b>	<b>Average</b>	
		Position in running (margin)	5(9.1)	5(8.4)	5(8.9)	5(9.1)	6(8.3)	9(11.2)	10(8.5)	10(8.7)	10(8.1)	10(8.3)	9(7.0)		6.10
		Sectional time (s)	16.51	14.65	15.00	16.20	15.82	14.72	15.70	14.45	14.82	13.61	13.88		
		Cumulative time (s)	165.36	148.85	134.20	119.20	103.00	87.18	72.46	56.76	42.31	27.49	13.88	3:19.72	
		Speed (m/s)	12.11	13.65	13.33	12.35	12.64	13.59	12.74	13.84	13.50	14.70	14.41	13.02	
		Stride length (m)	5.61	6.09	6.06	5.75	5.77	6.16	5.83	6.22	5.99	6.30	6.26	5.94	
		Stride duration (s)	0.463	0.446	0.455	0.465	0.456	0.453	0.457	0.450	0.444	0.429	0.434	0.457	
		Stride efficiency (%)	49.19	57.91	57.43	51.59	51.97	59.20	53.04	60.53	56.03	62.10	61.14	55.22	
		Stride count	35.65	32.85	32.99	34.81	34.68	32.49	34.33	32.13	33.40	31.72	31.97	437.38	

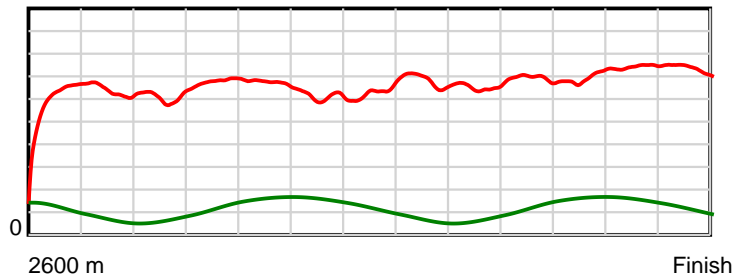
10 m Stride length



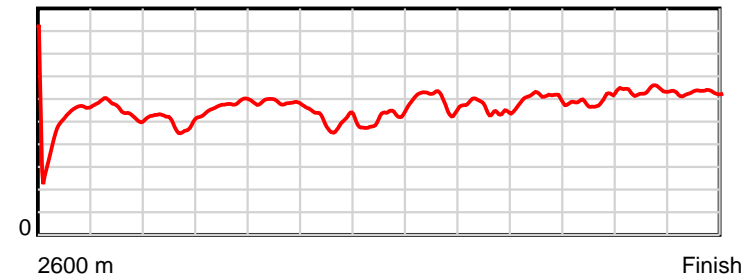
0.6 s Stride duration



20 m/sec Speed



100 % Stride efficiency



Note: Horizontal distance axis grid lines are 200m furlongs.

**Disclaimer.**

HRNZ and NZMTC and Thoroughbred Ratings Pty Ltd accepts no responsibility for the completeness or accuracy of any of the information contained herein, and makes no representations about its suitability for any particular purpose. Users should make their own judgements about those matters and/or seek independent advice. You assume all risks associated with use of the data provided on this page.



# Race Results



October 05, 2018, Race 6, DUNSANDEL COUNTRY CAFE/TAVERN HANDICAP PACE, Distance 2600m, Addington - Survey 3200m

Result	TAB no.	Horse (Barrier)	2600 to	2400m to
9th	2	Nurburgring (5)	2400m	2200m
		Position in running (margin)	-	9(19.3)
		Sectional time (s)	20.20	15.75
		Cumulative time (s)	199.87	179.67
		Speed (m/s)	9.90	12.70
		Stride length (m)	4.69	5.98
		Stride duration (s)	0.462	0.471
		Stride efficiency (%)	34.42	55.83
		Stride count	42.61	33.46

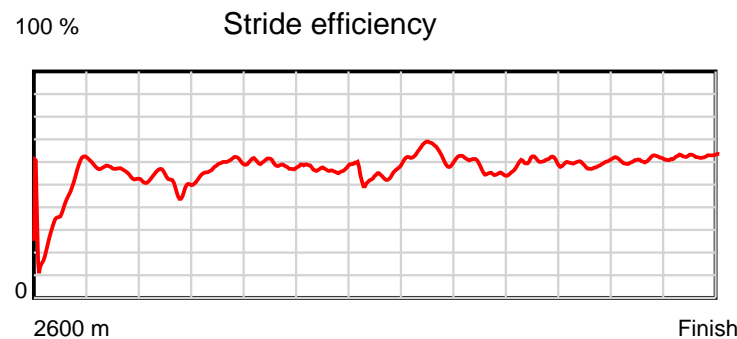
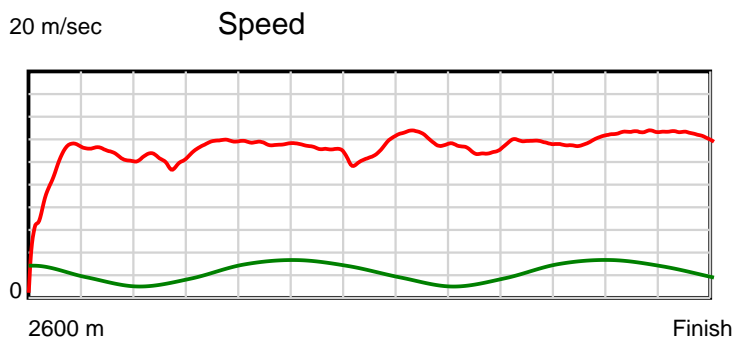
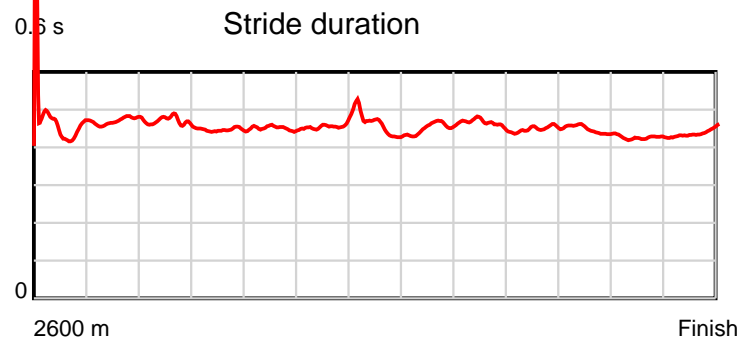
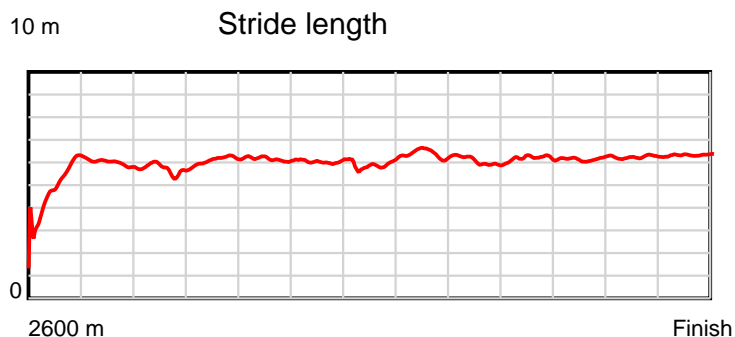
#### Disclaimer.

HRNZ and NZMTC and Thoroughbred Ratings Pty Ltd accepts no responsibility for the completeness or accuracy of any of the information contained herein, and makes no representations about its suitability for any particular purpose. Users should make their own judgements about those matters and/or seek independent advice. You assume all risks associated with use of the data provided on this page.

# Race Results

October 05, 2018, Race 6, DUNSANDEL COUNTRY CAFE/TAVERN HANDICAP PACE, Distance 2600m, Addington - Survey 3200m

Result	TAB no.	Horse (Barrier)	2200m to	2000m to	1800m to	1600m to	1400m to	1200m to	1000m to	800m to	600m to	400m to	200m to	Total or	Margin
9th	2	Nurburgring (5)	2000m	1800m	1600m	1400m	1200m	1000m	800m	600m	400m	200m	WP	Average	
		Position in running (margin)	9(17.7)	9(17.6)	9(17.9)	9(17.0)	8(10.0)	10(11.3)	8(6.8)	8(6.6)	8(6.4)	8(5.9)	8(5.9)		6.90
		Sectional time (s)	16.61	14.63	14.80	15.17	15.55	14.42	15.64	14.51	14.71	13.83	14.05		
		Cumulative time (s)	163.92	147.31	132.68	117.88	102.71	87.16	72.74	57.10	42.59	27.88	14.05	3:19.87	
		Speed (m/s)	12.04	13.67	13.51	13.18	12.86	13.87	12.79	13.78	13.60	14.46	14.23	13.01	
		Stride length (m)	5.64	6.10	6.10	6.03	5.90	6.28	5.92	6.19	6.06	6.14	6.28	5.92	
		Stride duration (s)	0.469	0.446	0.451	0.457	0.459	0.453	0.463	0.449	0.446	0.425	0.441	0.455	
		Stride efficiency (%)	49.79	58.17	58.09	56.80	54.39	61.65	54.82	59.97	57.46	58.93	61.62	54.70	
		Stride count	35.43	32.78	32.80	33.17	33.90	31.84	33.77	32.29	32.98	32.57	31.85	439.45	



Note: Horizontal distance axis grid lines are 200m furlongs.

#### Disclaimer.

HRNZ and NZMTC and Thoroughbred Ratings Pty Ltd accepts no responsibility for the completeness or accuracy of any of the information contained herein, and makes no representations about its suitability for any particular purpose. Users should make their own judgements about those matters and/or seek independent advice. You assume all risks associated with use of the data provided on this page.



# Race Results



October 05, 2018, Race 6, DUNSANDEL COUNTRY CAFE/TAVERN HANDICAP PACE, Distance 2600m, Addington - Survey 3200m

Result	TAB no.	Horse (Barrier)	2600 to	2400m to
10th	1	<b>Prestonpans (1)</b>	<b>2400m</b>	<b>2200m</b>
		Position in running (margin)	-	11(32.1)
		Sectional time (s)	22.36	14.85
		Cumulative time (s)	201.25	178.89
		Speed (m/s)	8.95	13.47
		Stride length (m)	4.16	6.11
		Stride duration (s)	0.454	0.454
		Stride efficiency (%)	27.02	58.41
		Stride count	48.10	32.71

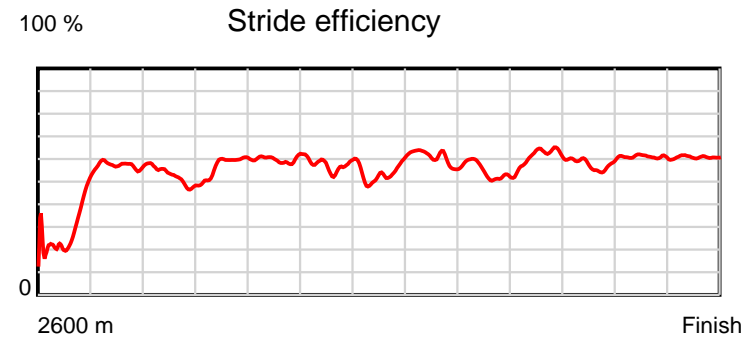
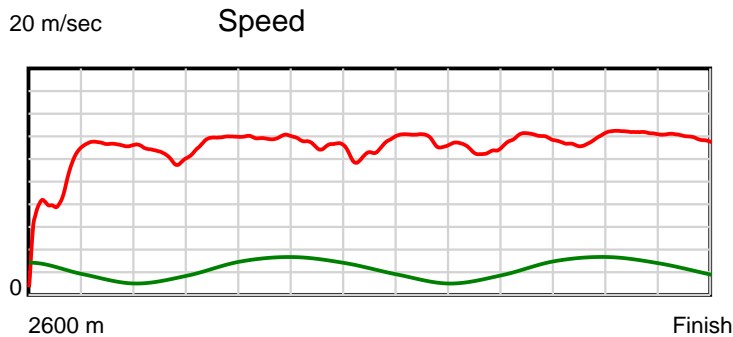
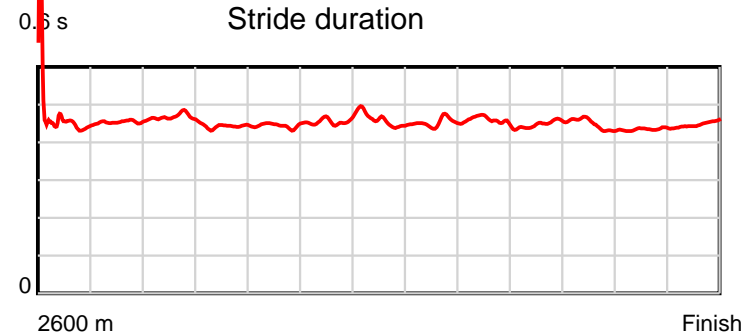
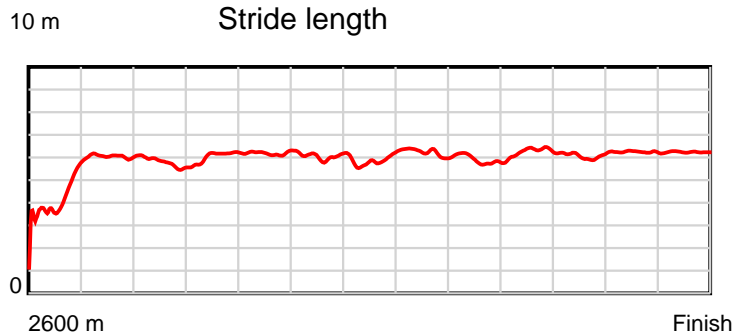
#### Disclaimer.

HRNZ and NZMTC and Thoroughbred Ratings Pty Ltd accepts no responsibility for the completeness or accuracy of any of the information contained herein, and makes no representations about its suitability for any particular purpose. Users should make their own judgements about those matters and/or seek independent advice. You assume all risks associated with use of the data provided on this page.

# Race Results

October 05, 2018, Race 6, DUNSANDEL COUNTRY CAFE/TAVERN HANDICAP PACE, Distance 2600m, Addington - Survey 3200m

Result	TAB no.	Horse (Barrier)	2200m to	2000m to	1800m to	1600m to	1400m to	1200m to	1000m to	800m to	600m to	400m to	200m to	Total or	Margin
10th	1	Prestonpans (1)	2000m	1800m	1600m	1400m	1200m	1000m	800m	600m	400m	200m	WP	Average	
		Position in running (margin)	11(25.1)	11(23.1)	11(23.1)	11(20.5)	11(12.3)	11(14.0)	11(11.4)	11(10.7)	11(9.4)	11(10.1)	11(12.0)		14.40
		Sectional time (s)	16.31	14.57	14.52	14.97	15.63	14.73	15.55	14.34	14.91	14.13	14.38		
		Cumulative time (s)	164.04	147.73	133.16	118.64	103.67	88.04	73.31	57.76	43.42	28.51	14.38	3:21.25	
		Speed (m/s)	12.26	13.73	13.77	13.36	12.80	13.58	12.86	13.95	13.41	14.15	13.91	12.92	
		Stride length (m)	5.73	6.08	6.13	6.10	5.88	6.15	5.90	6.25	6.01	6.15	6.25	5.85	
		Stride duration (s)	0.467	0.443	0.445	0.456	0.459	0.452	0.459	0.448	0.448	0.435	0.449	0.453	
		Stride efficiency (%)	51.29	57.77	58.65	58.07	53.98	59.03	54.37	61.06	56.40	59.10	60.96	53.49	
		Stride count	34.91	32.89	32.65	32.81	34.03	32.54	33.91	32.00	33.29	32.52	32.02	444.38	



Note: Horizontal distance axis grid lines are 200m furlongs.

#### Disclaimer.

HRNZ and NZMTC and Thoroughbred Ratings Pty Ltd accepts no responsibility for the completeness or accuracy of any of the information contained herein, and makes no representations about its suitability for any particular purpose. Users should make their own judgements about those matters and/or seek independent advice. You assume all risks associated with use of the data provided on this page.



# Race Results



October 05, 2018, Race 6, DUNSANDEL COUNTRY CAFE/TAVERN HANDICAP PACE, Distance 2600m, Addington - Survey 3200m

Result	TAB no.	Horse (Barrier)	2600 to	2400m to
11th	8	<b>Boomer Bailey (7)</b>	<b>2400m</b>	<b>2200m</b>
		Position in running (margin)	-	4(7.3)
		Sectional time (s)	18.21	16.00
		Cumulative time (s)	201.50	183.29
		Speed (m/s)	10.98	12.50
		Stride length (m)	5.35	5.61
		Stride duration (s)	0.430	0.449
		Stride efficiency (%)	44.80	49.14
		Stride count	37.35	35.66

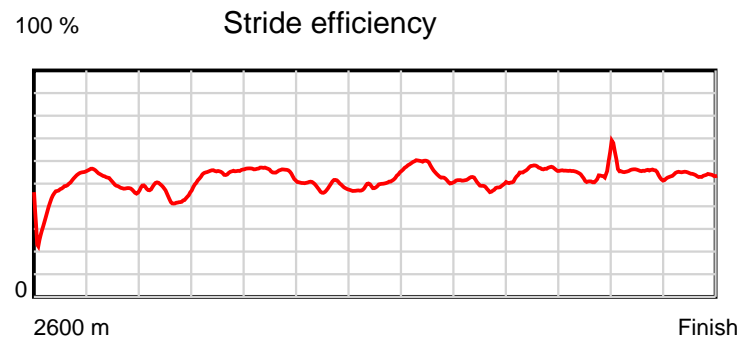
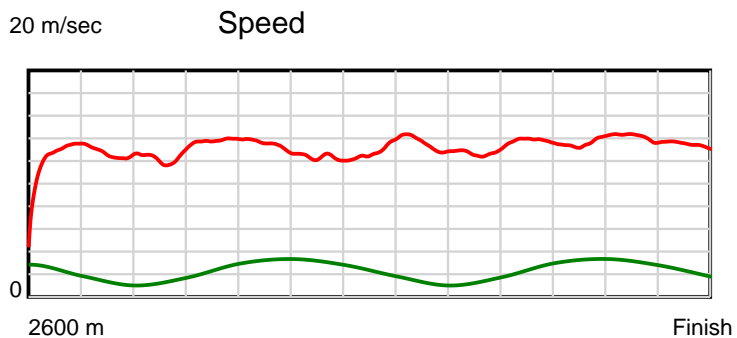
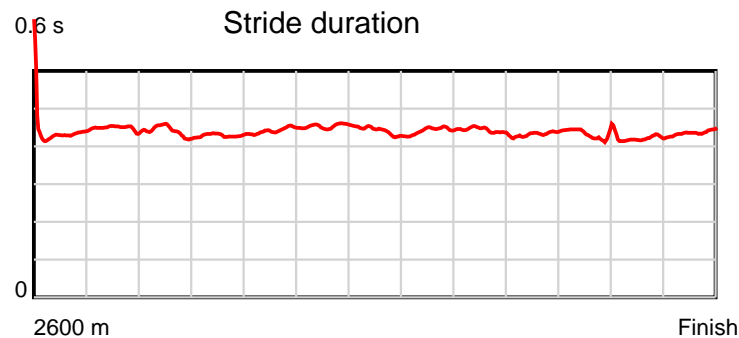
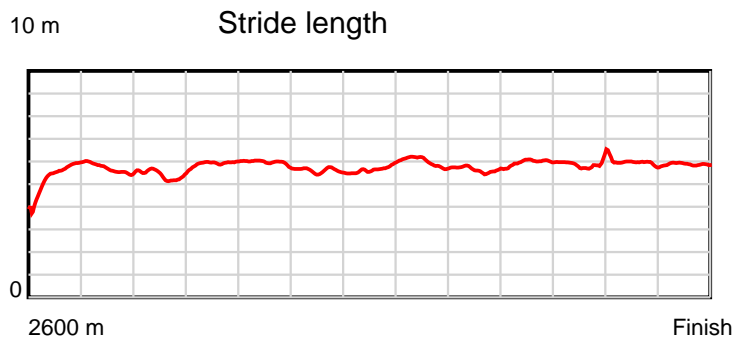
#### Disclaimer.

HRNZ and NZMTC and Thoroughbred Ratings Pty Ltd accepts no responsibility for the completeness or accuracy of any of the information contained herein, and makes no representations about its suitability for any particular purpose. Users should make their own judgements about those matters and/or seek independent advice. You assume all risks associated with use of the data provided on this page.

# Race Results

October 05, 2018, Race 6, DUNSANDEL COUNTRY CAFE/TAVERN HANDICAP PACE, Distance 2600m, Addington - Survey 3200m

Result	TAB no.	Horse (Barrier)	2200m to	2000m to	1800m to	1600m to	1400m to	1200m to	1000m to	800m to	600m to	400m to	200m to	Total or	Margin
11th	8	<b>Boomer Bailey (7)</b>	<b>2000m</b>	<b>1800m</b>	<b>1600m</b>	<b>1400m</b>	<b>1200m</b>	<b>1000m</b>	<b>800m</b>	<b>600m</b>	<b>400m</b>	<b>200m</b>	<b>WP</b>	<b>Average</b>	
		Position in running (margin)	4(7.2)	4(5.0)	4(4.9)	4(5.3)	4(6.5)	7(8.1)	9(7.2)	9(7.5)	9(7.3)	9(7.4)	10(10.6)		15.70
		Sectional time (s)	16.28	14.55	15.02	16.53	15.61	15.02	15.71	14.52	14.81	14.35	14.89		
		Cumulative time (s)	167.29	151.01	136.46	121.44	104.91	89.30	74.28	58.57	44.05	29.24	14.89	3:21.50	
		Speed (m/s)	12.29	13.75	13.32	12.10	12.81	13.32	12.73	13.77	13.50	13.94	13.43	12.90	
		Stride length (m)	5.40	5.89	5.88	5.49	5.65	5.89	5.63	5.94	5.83	5.86	5.87	5.71	
		Stride duration (s)	0.439	0.429	0.442	0.453	0.441	0.443	0.442	0.431	0.432	0.420	0.437	0.442	
		Stride efficiency (%)	45.52	54.28	54.07	47.04	49.87	54.28	49.52	55.13	53.19	53.66	53.91	50.93	
		Stride count	37.06	33.93	34.00	36.45	35.40	33.93	35.53	33.67	34.28	34.13	34.05	455.44	



Note: Horizontal distance axis grid lines are 200m furlongs.

#### Disclaimer.

HRNZ and NZMTC and Thoroughbred Ratings Pty Ltd accepts no responsibility for the completeness or accuracy of any of the information contained herein, and makes no representations about its suitability for any particular purpose. Users should make their own judgements about those matters and/or seek independent advice. You assume all risks associated with use of the data provided on this page.