



Race Results

NZ Metropolitan Trotting Club Inc, HRNZ, November 13, 2018

Compilation date: November 13, 2018, 6:20:14 PM (NZDT)

Copyright © 2018 HRNZ and NZMTC. All rights reserved.

Trademarks.

StrideMASTER is a registered trademark of Thoroughbred Ratings Pty Ltd.

Disclaimer.

HRNZ and NZMTC and Thoroughbred Ratings Pty Ltd accepts no responsibility for the completeness or accuracy of any of the information contained herein, and makes no representations about its suitability for any particular purpose. Users should make their own judgements about those matters and/or seek independent advice. You assume all risks associated with use of the data provided on this page.



Race Results



November 13, 2018, Race 11, DRYMIX CEMENT TROT, Distance 2600m, Addington - Survey 3200m

Result	TAB no.	Horse (Barrier)	2600 to	2400m to
1st	7	Kings Landing (11)	2400m	2200m
		Position in running (margin)	-	9(7.8)
		Sectional time (s)	18.00	15.97
		Cumulative time (s)	197.28	179.28
		Speed (m/s)	11.11	12.52
		Stride length (m)	5.52	6.02
		Stride duration (s)	0.478	0.481
		Stride efficiency (%)	47.64	56.66
		Stride count	36.22	33.21

Disclaimer.

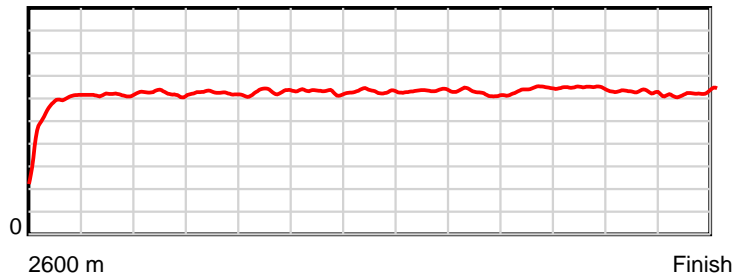
HRNZ and NZMTC and Thoroughbred Ratings Pty Ltd accepts no responsibility for the completeness or accuracy of any of the information contained herein, and makes no representations about its suitability for any particular purpose. Users should make their own judgements about those matters and/or seek independent advice. You assume all risks associated with use of the data provided on this page.

Race Results

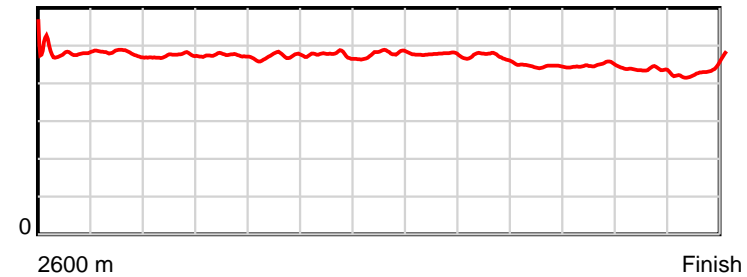
November 13, 2018, Race 11, DRYMIX CEMENT TROT, Distance 2600m, Addington - Survey 3200m

Result	TAB no.	Horse (Barrier)	2200m to	2000m to	1800m to	1600m to	1400m to	1200m to	1000m to	800m to	600m to	400m to	200m to	Total or	Margin
1st	7	Kings Landing (11)	2000m	1800m	1600m	1400m	1200m	1000m	800m	600m	400m	200m	WP	Average	
		Position in running (margin)	9(11.0)	9(11.0)	9(14.0)	9(12.9)	9(10.2)	9(10.0)	9(9.8)	9(10.8)	8(7.1)	6(5.6)	3(2.8)		0.00
		Sectional time (s)	15.31	15.14	15.43	15.43	15.27	15.18	15.31	13.86	14.27	14.15	13.96		
		Cumulative time (s)	163.31	148.00	132.86	117.43	102.00	86.73	71.55	56.24	42.38	28.11	13.96	3:17.28	
		Speed (m/s)	13.06	13.21	12.96	12.96	13.10	13.18	13.06	14.43	14.02	14.13	14.33	13.18	
		Stride length (m)	6.19	6.27	6.11	6.16	6.27	6.28	6.14	6.42	6.28	6.14	6.29	6.15	
		Stride duration (s)	0.473	0.474	0.471	0.476	0.479	0.477	0.470	0.445	0.448	0.435	0.439	0.467	
		Stride efficiency (%)	59.81	61.34	58.27	59.39	61.51	61.65	58.89	64.48	61.56	58.95	61.75	59.16	
		Stride count	32.33	31.92	32.75	32.44	31.88	31.84	32.58	31.13	31.87	32.56	31.82	422.55	

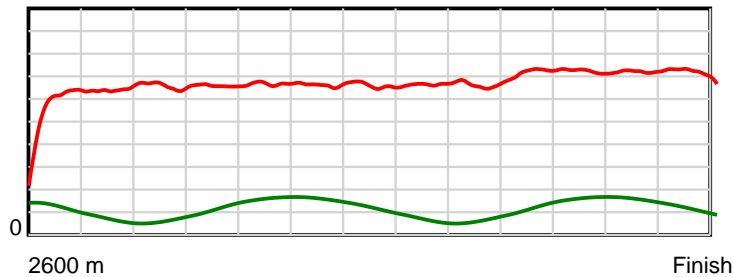
10 m Stride length



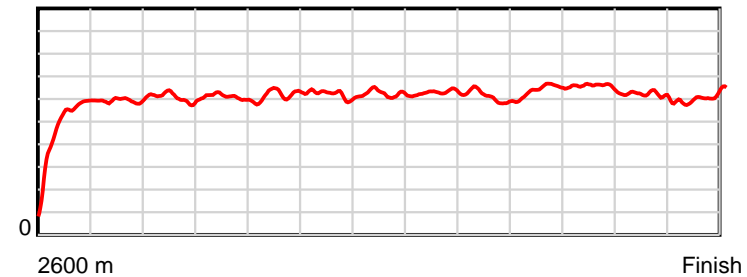
0.6 s Stride duration



20 m/sec Speed



100 % Stride efficiency



Note: Horizontal distance axis grid lines are 200m furlongs.

Disclaimer.

HRNZ and NZMTC and Thoroughbred Ratings Pty Ltd accepts no responsibility for the completeness or accuracy of any of the information contained herein, and makes no representations about its suitability for any particular purpose. Users should make their own judgements about those matters and/or seek independent advice. You assume all risks associated with use of the data provided on this page.



Race Results



November 13, 2018, Race 11, DRYMIX CEMENT TROT, Distance 2600m, Addington - Survey 3200m

Result	TAB no.	Horse (Barrier)	2600 to	2400m to
2nd	2	Chief Of Staff (6)	2400m	2200m
		Position in running (margin)	-	7(5.9)
		Sectional time (s)	17.26	15.52
		Cumulative time (s)	197.62	180.36
		Speed (m/s)	11.59	12.89
		Stride length (m)	5.65	6.26
		Stride duration (s)	0.495	0.486
		Stride efficiency (%)	49.95	61.22
		Stride count	35.37	31.95

Disclaimer.

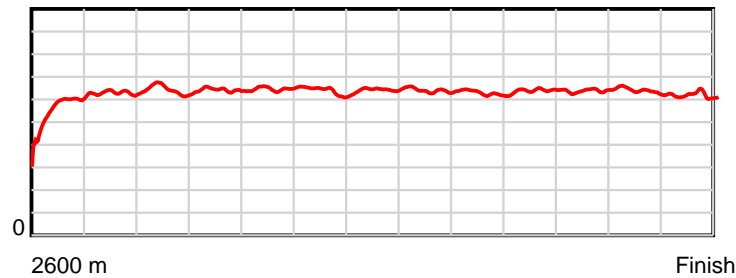
HRNZ and NZMTC and Thoroughbred Ratings Pty Ltd accepts no responsibility for the completeness or accuracy of any of the information contained herein, and makes no representations about its suitability for any particular purpose. Users should make their own judgements about those matters and/or seek independent advice. You assume all risks associated with use of the data provided on this page.

Race Results

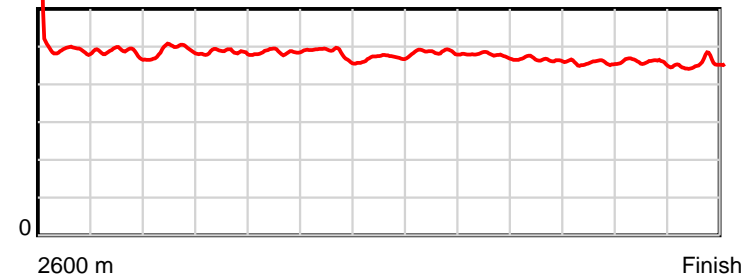
November 13, 2018, Race 11, DRYMIX CEMENT TROT, Distance 2600m, Addington - Survey 3200m

Result	TAB no.	Horse (Barrier)	2200m to	2000m to	1800m to	1600m to	1400m to	1200m to	1000m to	800m to	600m to	400m to	200m to	Total or	Margin
2nd	2	Chief Of Staff (6)	2000m	1800m	1600m	1400m	1200m	1000m	800m	600m	400m	200m	WP	Average	
		Position in running (margin)	7(6.4)	7(6.9)	7(9.8)	7(8.9)	7(6.3)	3(2.3)	3(2.9)	2(2.7)	2(2.0)	2(3.0)	2(2.6)		2.00
		Sectional time (s)	15.38	15.12	15.47	15.45	14.63	15.32	15.10	14.36	14.69	14.56	14.76		
		Cumulative time (s)	164.84	149.46	134.34	118.87	103.42	88.79	73.47	58.37	44.01	29.32	14.76	3:17.62	
		Speed (m/s)	13.00	13.23	12.93	12.94	13.67	13.05	13.25	13.93	13.61	13.74	13.55	13.16	
		Stride length (m)	6.37	6.42	6.28	6.23	6.45	6.34	6.31	6.49	6.22	6.30	6.16	6.26	
		Stride duration (s)	0.490	0.486	0.486	0.481	0.472	0.486	0.476	0.466	0.457	0.459	0.455	0.476	
		Stride efficiency (%)	63.38	64.44	61.65	60.57	65.06	62.75	62.20	65.82	60.45	62.09	59.38	61.26	
		Stride count	31.40	31.14	31.84	32.12	31.00	31.56	31.70	30.82	32.16	31.73	32.45	415.24	

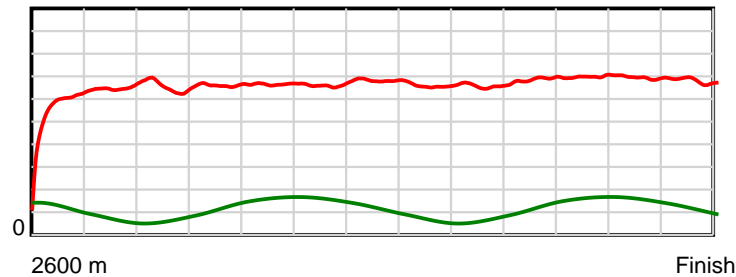
10 m Stride length



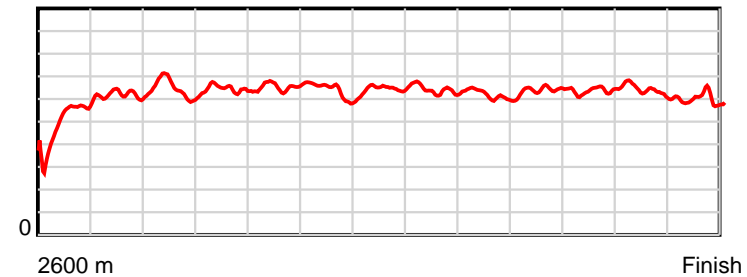
0.6 s Stride duration



20 m/sec Speed



100 % Stride efficiency



Note: Horizontal distance axis grid lines are 200m furlongs.

Disclaimer.

HRNZ and NZMTC and Thoroughbred Ratings Pty Ltd accepts no responsibility for the completeness or accuracy of any of the information contained herein, and makes no representations about its suitability for any particular purpose. Users should make their own judgements about those matters and/or seek independent advice. You assume all risks associated with use of the data provided on this page.



Race Results



November 13, 2018, Race 11, DRYMIX CEMENT TROT, Distance 2600m, Addington - Survey 3200m

Result	TAB no.	Horse (Barrier)	2600 to	2400m to
3rd	9	Theodosia (13)	2400m	2200m
		Position in running (margin)	-	6(5.4)
		Sectional time (s)	17.25	14.93
		Cumulative time (s)	197.69	180.44
		Speed (m/s)	11.59	13.40
		Stride length (m)	5.25	5.77
		Stride duration (s)	0.446	0.431
		Stride efficiency (%)	43.13	52.03
		Stride count	38.07	34.66

Disclaimer.

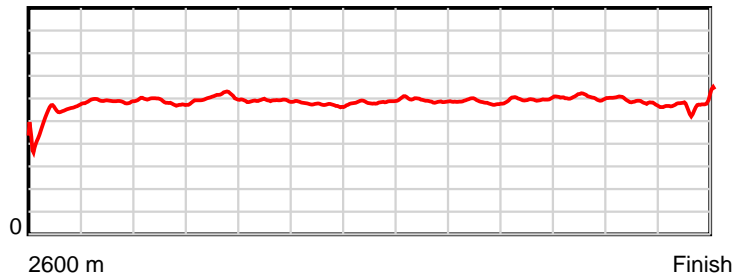
HRNZ and NZMTC and Thoroughbred Ratings Pty Ltd accepts no responsibility for the completeness or accuracy of any of the information contained herein, and makes no representations about its suitability for any particular purpose. Users should make their own judgements about those matters and/or seek independent advice. You assume all risks associated with use of the data provided on this page.

Race Results

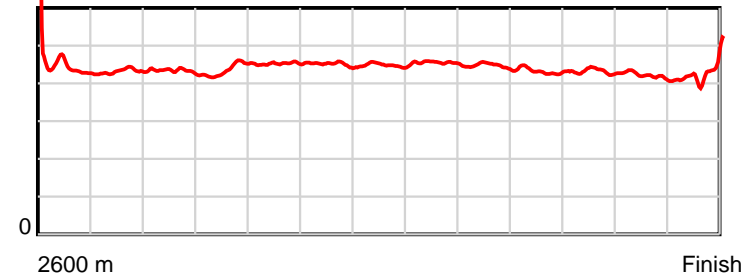
November 13, 2018, Race 11, DRYMIX CEMENT TROT, Distance 2600m, Addington - Survey 3200m

Result	TAB no.	Horse (Barrier)	2200m to	2000m to	1800m to	1600m to	1400m to	1200m to	1000m to	800m to	600m to	400m to	200m to	Total or	Margin
3rd	9	Theodosia (13)	2000m	1800m	1600m	1400m	1200m	1000m	800m	600m	400m	200m	WP	Average	
		Position in running (margin)	3(2.3)	2(1.1)	1(0.0)	1(0.0)	1(0.0)	1(0.0)	1(0.0)	1(0.0)	1(0.0)	1(0.0)	1(0.0)		2.40
		Sectional time (s)	15.09	14.47	15.61	15.88	15.30	15.22	15.13	14.48	14.51	14.64	15.18		
		Cumulative time (s)	165.51	150.42	135.95	120.34	104.46	89.16	73.94	58.81	44.33	29.82	15.18	3:17.69	
		Speed (m/s)	13.25	13.82	12.81	12.59	13.07	13.14	13.22	13.81	13.78	13.66	13.18	13.15	
		Stride length (m)	5.75	6.04	5.78	5.67	5.85	5.98	5.89	5.97	5.94	5.73	5.71	5.79	
		Stride duration (s)	0.434	0.437	0.452	0.450	0.448	0.455	0.446	0.432	0.431	0.419	0.433	0.440	
		Stride efficiency (%)	51.61	57.02	52.29	50.27	53.56	55.84	54.25	55.70	55.17	51.31	50.89	52.37	
		Stride count	34.80	33.11	34.57	35.26	34.16	33.46	33.94	33.50	33.66	34.90	35.05	449.14	

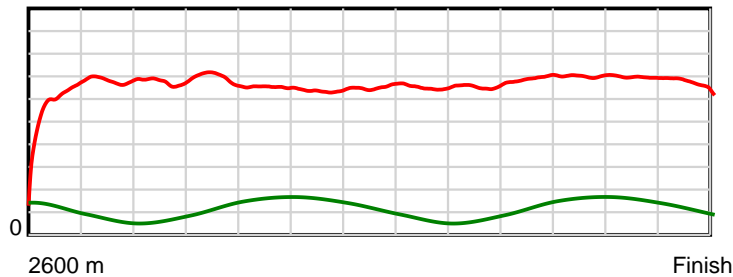
10 m Stride length



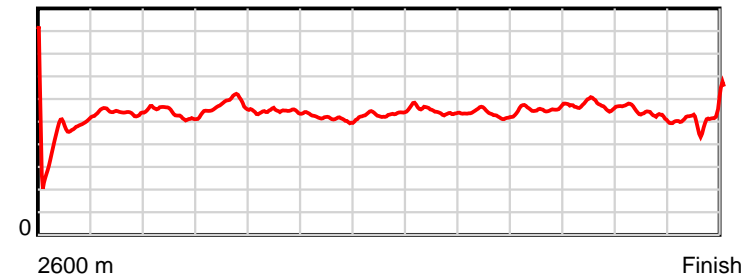
0.6 s Stride duration



20 m/sec Speed



100 % Stride efficiency



Note: Horizontal distance axis grid lines are 200m furlongs.

Disclaimer.

HRNZ and NZMTC and Thoroughbred Ratings Pty Ltd accepts no responsibility for the completeness or accuracy of any of the information contained herein, and makes no representations about its suitability for any particular purpose. Users should make their own judgements about those matters and/or seek independent advice. You assume all risks associated with use of the data provided on this page.



Race Results



November 13, 2018, Race 11, DRYMIX CEMENT TROT, Distance 2600m, Addington - Survey 3200m

Result	TAB no.	Horse (Barrier)	2600 to	2400m to
4th	1	Gil Favor (5)	2400m	2200m
		Position in running (margin)	-	2(2.1)
		Sectional time (s)	16.97	15.51
		Cumulative time (s)	198.19	181.22
		Speed (m/s)	11.78	12.89
		Stride length (m)	5.39	6.05
		Stride duration (s)	0.460	0.470
		Stride efficiency (%)	45.43	57.28
		Stride count	37.09	33.04

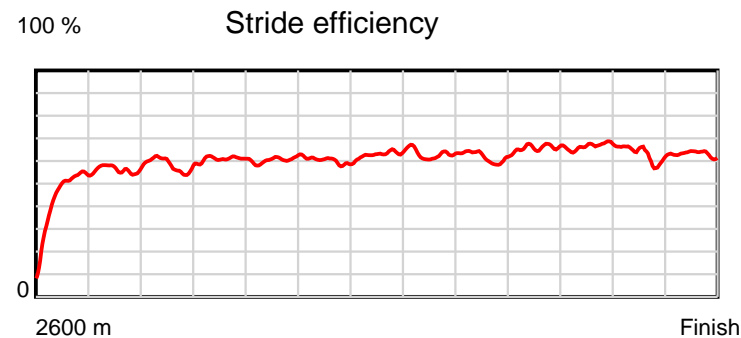
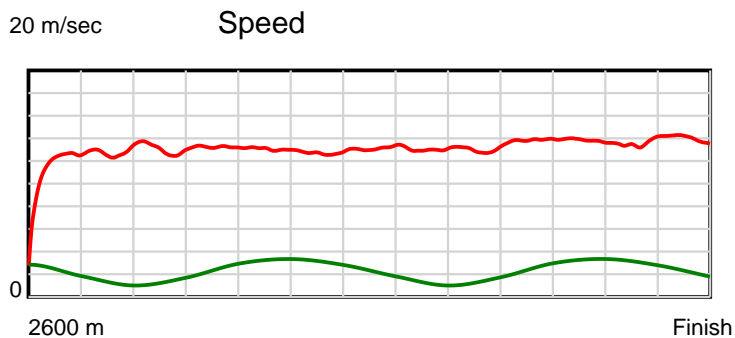
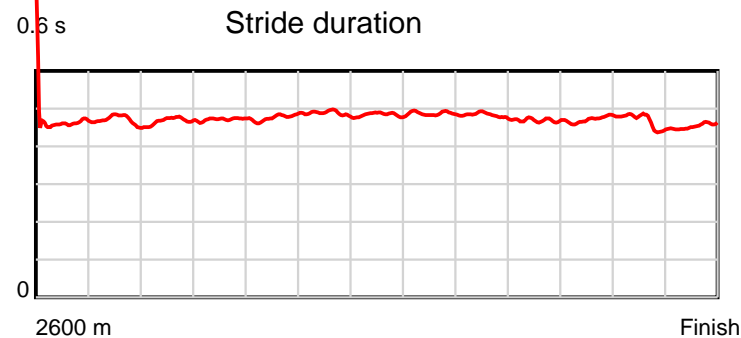
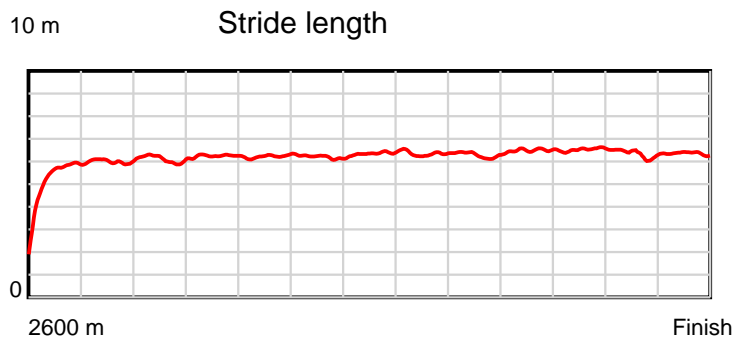
Disclaimer.

HRNZ and NZMTC and Thoroughbred Ratings Pty Ltd accepts no responsibility for the completeness or accuracy of any of the information contained herein, and makes no representations about its suitability for any particular purpose. Users should make their own judgements about those matters and/or seek independent advice. You assume all risks associated with use of the data provided on this page.

Race Results

November 13, 2018, Race 11, DRYMIX CEMENT TROT, Distance 2600m, Addington - Survey 3200m

Result	TAB no.	Horse (Barrier)	2200m to	2000m to	1800m to	1600m to	1400m to	1200m to	1000m to	800m to	600m to	400m to	200m to	Total or	Margin
4th	1	Gil Favor (5)	2000m	1800m	1600m	1400m	1200m	1000m	800m	600m	400m	200m	WP	Average	
		Position in running (margin)	4(2.6)	4(2.8)	4(5.2)	3(4.4)	3(3.9)	4(3.5)	4(3.8)	5(4.9)	5(4.6)	5(5.6)	5(6.9)		5.40
		Sectional time (s)	15.34	15.05	15.47	15.80	15.24	15.26	15.32	14.42	14.68	14.85	14.28		
		Cumulative time (s)	165.71	150.37	135.32	119.85	104.05	88.81	73.55	58.23	43.81	29.13	14.28	3:18.19	
		Speed (m/s)	13.04	13.29	12.93	12.66	13.12	13.11	13.05	13.87	13.62	13.47	14.01	13.12	
		Stride length (m)	6.10	6.26	6.16	6.16	6.36	6.39	6.29	6.51	6.42	6.26	6.38	6.20	
		Stride duration (s)	0.468	0.471	0.477	0.487	0.484	0.487	0.482	0.469	0.471	0.465	0.455	0.472	
		Stride efficiency (%)	58.23	61.23	59.28	59.38	63.11	63.80	61.91	66.20	64.42	61.31	63.52	60.04	
		Stride count	32.76	31.95	32.47	32.44	31.47	31.30	31.77	30.73	31.15	31.93	31.37	419.47	



Note: Horizontal distance axis grid lines are 200m furlongs.

Disclaimer.

HRNZ and NZMTC and Thoroughbred Ratings Pty Ltd accepts no responsibility for the completeness or accuracy of any of the information contained herein, and makes no representations about its suitability for any particular purpose. Users should make their own judgements about those matters and/or seek independent advice. You assume all risks associated with use of the data provided on this page.



Race Results



November 13, 2018, Race 11, DRYMIX CEMENT TROT, Distance 2600m, Addington - Survey 3200m

Result	TAB no.	Horse (Barrier)	2600 to	2400m to
5th	5	She's Allthe C... (9)	2400m	2200m
		Position in running (margin)	-	4(4.1)
		Sectional time (s)	17.22	15.49
		Cumulative time (s)	198.90	181.68
		Speed (m/s)	11.61	12.91
		Stride length (m)	5.50	6.10
		Stride duration (s)	0.475	0.473
		Stride efficiency (%)	47.23	58.22
		Stride count	36.38	32.77

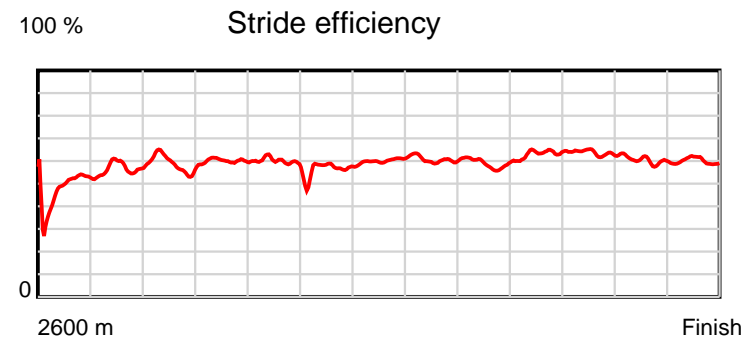
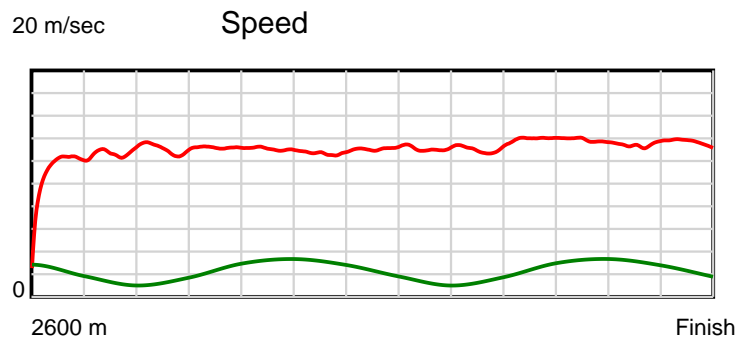
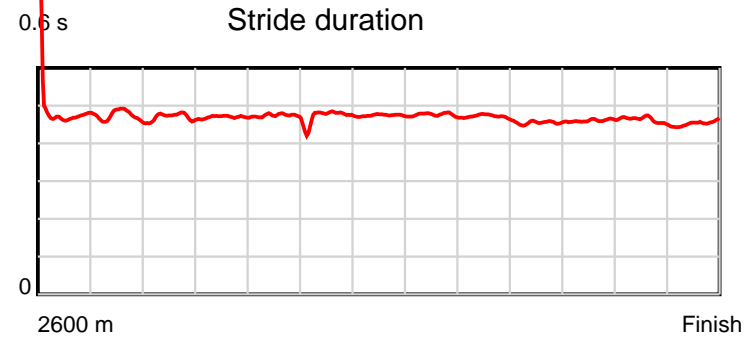
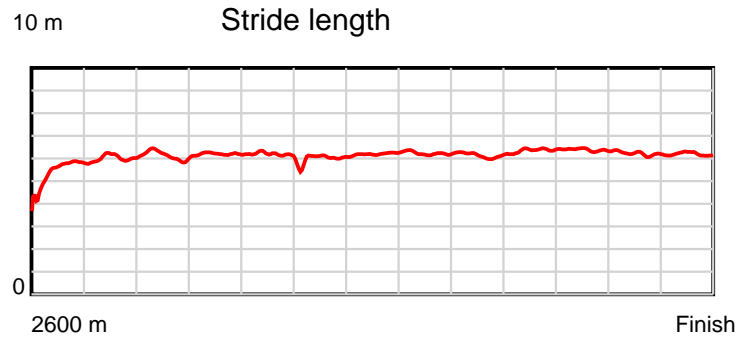
Disclaimer.

HRNZ and NZMTC and Thoroughbred Ratings Pty Ltd accepts no responsibility for the completeness or accuracy of any of the information contained herein, and makes no representations about its suitability for any particular purpose. Users should make their own judgements about those matters and/or seek independent advice. You assume all risks associated with use of the data provided on this page.

Race Results

November 13, 2018, Race 11, DRYMIX CEMENT TROT, Distance 2600m, Addington - Survey 3200m

Result	TAB no.	Horse (Barrier)	2200m to	2000m to	1800m to	1600m to	1400m to	1200m to	1000m to	800m to	600m to	400m to	200m to	Total or	Margin
5th	5	She's Allthe C... (9)	2000m	1800m	1600m	1400m	1200m	1000m	800m	600m	400m	200m	WP	Average	
		Position in running (margin)	6(4.4)	6(4.2)	6(7.1)	5(5.8)	6(5.9)	7(5.9)	6(5.6)	7(6.6)	6(6.1)	7(6.6)	7(9.3)		9.50
		Sectional time (s)	15.26	15.13	15.40	15.89	15.31	15.16	15.30	14.40	14.59	15.09	14.66		
		Cumulative time (s)	166.19	150.93	135.80	120.40	104.51	89.20	74.04	58.74	44.34	29.75	14.66	3:18.90	
		Speed (m/s)	13.11	13.22	12.99	12.59	13.06	13.19	13.07	13.89	13.71	13.25	13.64	13.07	
		Stride length (m)	6.16	6.20	6.15	5.91	6.19	6.28	6.16	6.31	6.31	6.12	6.19	6.12	
		Stride duration (s)	0.470	0.469	0.474	0.469	0.474	0.476	0.471	0.455	0.460	0.462	0.454	0.468	
		Stride efficiency (%)	59.31	60.12	59.14	54.52	59.95	61.66	59.33	62.29	62.20	58.61	59.90	58.44	
		Stride count	32.46	32.25	32.51	33.86	32.29	31.84	32.46	31.68	31.70	32.66	32.30	425.16	



Note: Horizontal distance axis grid lines are 200m furlongs.

Disclaimer.

HRNZ and NZMTC and Thoroughbred Ratings Pty Ltd accepts no responsibility for the completeness or accuracy of any of the information contained herein, and makes no representations about its suitability for any particular purpose. Users should make their own judgements about those matters and/or seek independent advice. You assume all risks associated with use of the data provided on this page.



Race Results



November 13, 2018, Race 11, DRYMIX CEMENT TROT, Distance 2600m, Addington - Survey 3200m

Result	TAB no.	Horse (Barrier)	2600 to	2400m to
6th	8	One Night Out (12)	2400m	2200m
		Position in running (margin)	-	3(2.9)
		Sectional time (s)	17.00	15.07
		Cumulative time (s)	199.13	182.13
		Speed (m/s)	11.76	13.27
		Stride length (m)	5.39	5.95
		Stride duration (s)	0.456	0.448
		Stride efficiency (%)	45.37	55.26
		Stride count	37.12	33.63

Disclaimer.

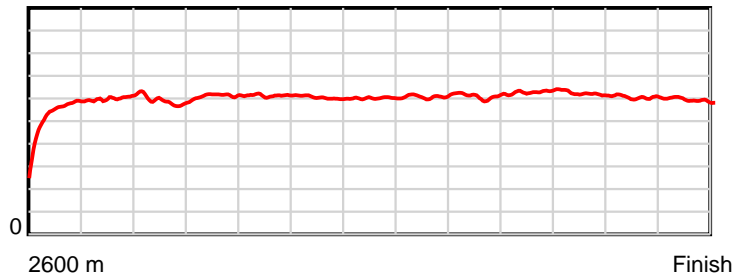
HRNZ and NZMTC and Thoroughbred Ratings Pty Ltd accepts no responsibility for the completeness or accuracy of any of the information contained herein, and makes no representations about its suitability for any particular purpose. Users should make their own judgements about those matters and/or seek independent advice. You assume all risks associated with use of the data provided on this page.

Race Results

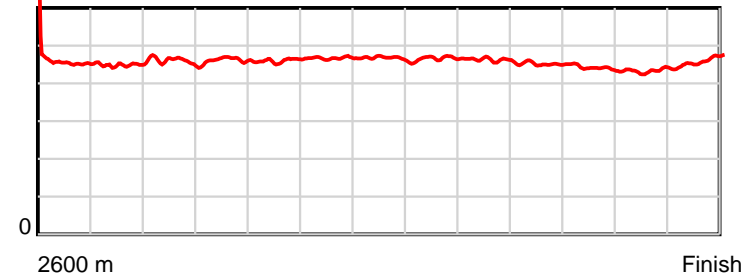
November 13, 2018, Race 11, DRYMIX CEMENT TROT, Distance 2600m, Addington - Survey 3200m

Result	TAB no.	Horse (Barrier)	2200m to	2000m to	1800m to	1600m to	1400m to	1200m to	1000m to	800m to	600m to	400m to	200m to	Total or	Margin
6th	8	One Night Out (12)	2000m	1800m	1600m	1400m	1200m	1000m	800m	600m	400m	200m	WP	Average	
		Position in running (margin)	2(0.7)	3(2.7)	3(5.2)	4(5.5)	4(4.2)	5(4.6)	5(4.4)	4(4.8)	4(3.9)	4(5.1)	4(5.7)		10.80
		Sectional time (s)	15.64	15.06	15.66	15.68	15.35	15.20	15.20	14.32	14.72	14.73	15.50		
		Cumulative time (s)	167.06	151.42	136.36	120.70	105.02	89.67	74.47	59.27	44.95	30.23	15.50	3:19.13	
		Speed (m/s)	12.79	13.28	12.77	12.76	13.03	13.16	13.16	13.97	13.59	13.58	12.90	13.06	
		Stride length (m)	5.89	6.14	5.87	5.96	6.08	6.14	6.08	6.30	5.98	5.89	5.95	5.96	
		Stride duration (s)	0.460	0.462	0.460	0.467	0.466	0.466	0.462	0.451	0.440	0.434	0.461	0.457	
		Stride efficiency (%)	54.18	58.86	53.92	55.47	57.70	58.84	57.75	62.09	55.87	54.29	55.28	55.55	
		Stride count	33.97	32.59	34.05	33.57	32.91	32.59	32.90	31.73	33.45	33.93	33.62	436.06	

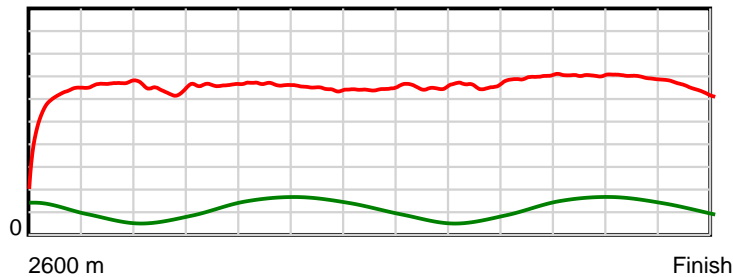
10 m Stride length



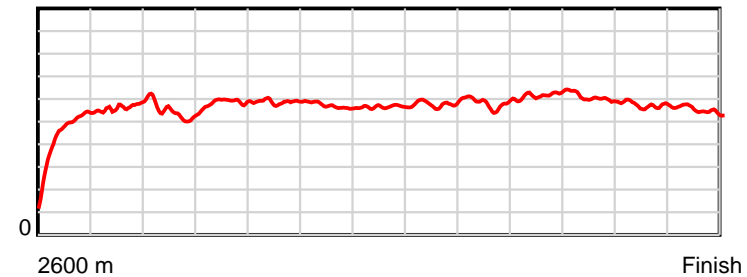
0.6 s Stride duration



20 m/sec Speed



100 % Stride efficiency



Note: Horizontal distance axis grid lines are 200m furlongs.

Disclaimer.

HRNZ and NZMTC and Thoroughbred Ratings Pty Ltd accepts no responsibility for the completeness or accuracy of any of the information contained herein, and makes no representations about its suitability for any particular purpose. Users should make their own judgements about those matters and/or seek independent advice. You assume all risks associated with use of the data provided on this page.



Race Results



November 13, 2018, Race 11, DRYMIX CEMENT TROT, Distance 2600m, Addington - Survey 3200m

Result	TAB no.	Horse (Barrier)	2600 to 2400m	2400m to 2200m
7th	3	Speedy Command (7)		
		Position in running (margin)	-	1(0.0)
		Sectional time (s)	16.61	15.44
		Cumulative time (s)	199.98	183.37
		Speed (m/s)	12.04	12.95
		Stride length (m)	5.12	5.67
		Stride duration (s)	0.425	0.438
		Stride efficiency (%)	40.89	50.19
		Stride count	39.10	35.29

Disclaimer.

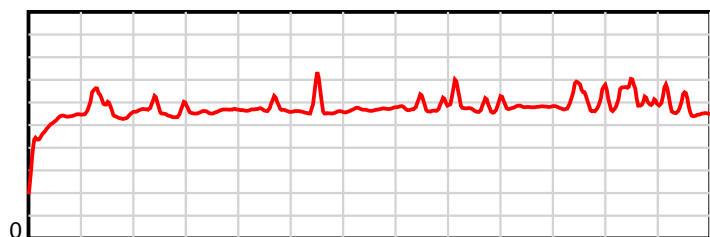
HRNZ and NZMTC and Thoroughbred Ratings Pty Ltd accepts no responsibility for the completeness or accuracy of any of the information contained herein, and makes no representations about its suitability for any particular purpose. Users should make their own judgements about those matters and/or seek independent advice. You assume all risks associated with use of the data provided on this page.

Race Results

November 13, 2018, Race 11, DRYMIX CEMENT TROT, Distance 2600m, Addington - Survey 3200m

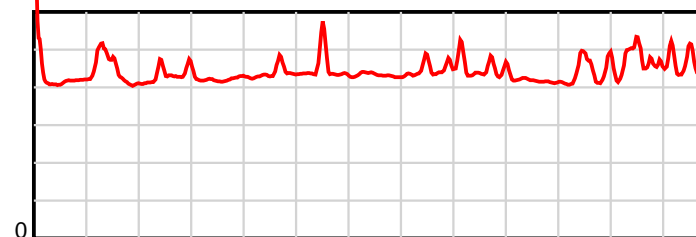
Result	TAB no.	Horse (Barrier)	2200m to	2000m to	1800m to	1600m to	1400m to	1200m to	1000m to	800m to	600m to	400m to	200m to	Total or	Margin
7th	3	Speedy Command (7)	2000m	1800m	1600m	1400m	1200m	1000m	800m	600m	400m	200m	WP	Average	
		Position in running (margin)	1(0.0)	1(0.0)	2(3.2)	2(2.6)	2(1.3)	2(1.1)	2(1.8)	3(2.9)	3(2.7)	3(3.3)	6(7.4)		15.90
		Sectional time (s)	15.30	15.19	15.52	15.66	15.27	15.32	15.32	14.44	14.62	15.31	15.98		
		Cumulative time (s)	167.93	152.63	137.44	121.92	106.26	90.99	75.67	60.35	45.91	31.29	15.98	3:19.98	
		Speed (m/s)	13.07	13.17	12.89	12.77	13.10	13.05	13.05	13.85	13.68	13.06	12.52	13.00	
		Stride length (m)	5.62	5.55	5.60	5.71	5.67	5.78	5.80	5.78	5.93	5.84	5.75	5.67	
		Stride duration (s)	0.430	0.421	0.435	0.447	0.433	0.443	0.444	0.417	0.433	0.447	0.459	0.436	
		Stride efficiency (%)	49.43	48.08	49.08	50.99	50.22	52.14	52.56	52.18	54.89	53.28	51.69	50.25	
		Stride count	35.56	36.06	35.69	35.01	35.28	34.62	34.48	34.61	33.75	34.25	34.78	458.48	

10 m Stride length



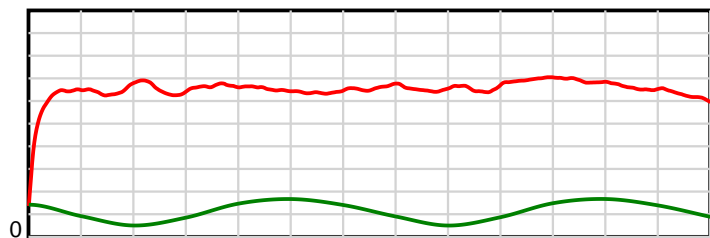
2600 m Finish

0.6 s Stride duration



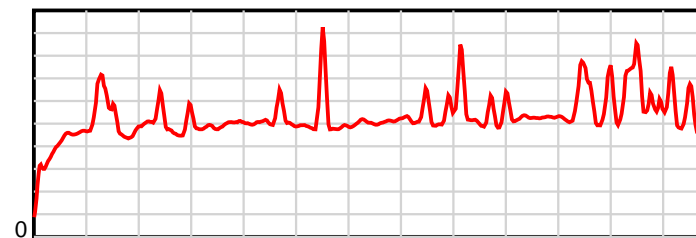
2600 m Finish

20 m/sec Speed



2600 m Finish

100 % Stride efficiency



2600 m Finish

Note: Horizontal distance axis grid lines are 200m furlongs.

Disclaimer.

HRNZ and NZMTC and Thoroughbred Ratings Pty Ltd accepts no responsibility for the completeness or accuracy of any of the information contained herein, and makes no representations about its suitability for any particular purpose. Users should make their own judgements about those matters and/or seek independent advice. You assume all risks associated with use of the data provided on this page.



Race Results



November 13, 2018, Race 11, DRYMIX CEMENT TROT, Distance 2600m, Addington - Survey 3200m

Result	TAB no.	Horse (Barrier)	2600 to	2400m to
8th	11	Momentous (14)	2400m	2200m
		Position in running (margin)	-	5(5.2)
		Sectional time (s)	17.42	15.09
		Cumulative time (s)	200.43	183.01
		Speed (m/s)	11.48	13.25
		Stride length (m)	5.60	6.19
		Stride duration (s)	0.484	0.467
		Stride efficiency (%)	49.00	59.96
		Stride count	35.72	32.29

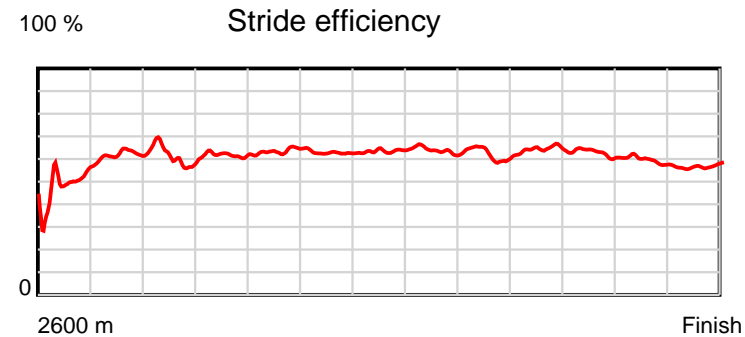
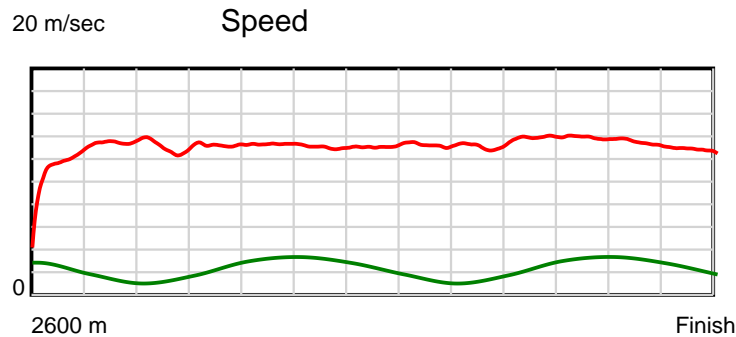
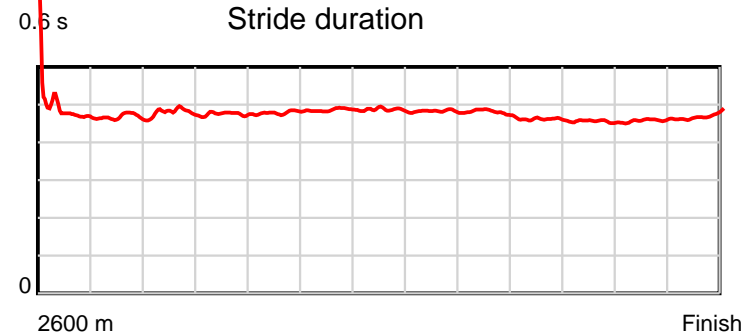
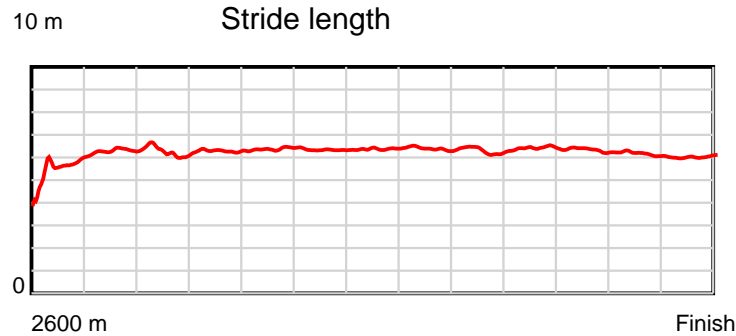
Disclaimer.

HRNZ and NZMTC and Thoroughbred Ratings Pty Ltd accepts no responsibility for the completeness or accuracy of any of the information contained herein, and makes no representations about its suitability for any particular purpose. Users should make their own judgements about those matters and/or seek independent advice. You assume all risks associated with use of the data provided on this page.

Race Results

November 13, 2018, Race 11, DRYMIX CEMENT TROT, Distance 2600m, Addington - Survey 3200m

Result	TAB no.	Horse (Barrier)	2200m to	2000m to	1800m to	1600m to	1400m to	1200m to	1000m to	800m to	600m to	400m to	200m to	Total or	Margin
8th	11	Momentous (14)	2000m	1800m	1600m	1400m	1200m	1000m	800m	600m	400m	200m	WP	Average	
		Position in running (margin)	5(3.1)	5(4.0)	5(7.0)	6(6.0)	5(5.2)	6(5.8)	7(5.7)	6(6.5)	7(6.1)	8(7.8)	8(11.7)		18.50
		Sectional time (s)	15.45	15.15	15.44	15.74	15.40	15.20	15.28	14.41	14.80	15.28	15.77		
		Cumulative time (s)	167.92	152.47	137.32	121.88	106.14	90.74	75.54	60.26	45.85	31.05	15.77	3:20.43	
		Speed (m/s)	12.94	13.20	12.95	12.71	12.99	13.16	13.09	13.88	13.51	13.09	12.68	12.97	
		Stride length (m)	6.21	6.27	6.20	6.17	6.32	6.35	6.28	6.40	6.15	6.00	5.99	6.16	
		Stride duration (s)	0.480	0.475	0.478	0.486	0.486	0.483	0.480	0.461	0.455	0.459	0.472	0.475	
		Stride efficiency (%)	60.28	61.50	60.00	59.58	62.36	63.01	61.67	63.92	59.17	56.28	56.05	59.25	
		Stride count	32.20	31.88	32.28	32.39	31.66	31.50	31.84	31.27	32.50	33.32	33.40	422.25	



Note: Horizontal distance axis grid lines are 200m furlongs.

Disclaimer.

HRNZ and NZMTC and Thoroughbred Ratings Pty Ltd accepts no responsibility for the completeness or accuracy of any of the information contained herein, and makes no representations about its suitability for any particular purpose. Users should make their own judgements about those matters and/or seek independent advice. You assume all risks associated with use of the data provided on this page.



Race Results



November 13, 2018, Race 11, DRYMIX CEMENT TROT, Distance 2600m, Addington - Survey 3200m

Result	TAB no.	Horse (Barrier)	2600 to	2400m to
9th	12	Red Hot Rocket (15)	2400m	2200m
		Position in running (margin)	-	8(7.5)
		Sectional time (s)	17.78	15.58
		Cumulative time (s)	200.61	182.83
		Speed (m/s)	11.25	12.84
		Stride length (m)	5.42	5.90
		Stride duration (s)	0.461	0.459
		Stride efficiency (%)	45.93	54.31
		Stride count	36.89	33.93

Disclaimer.

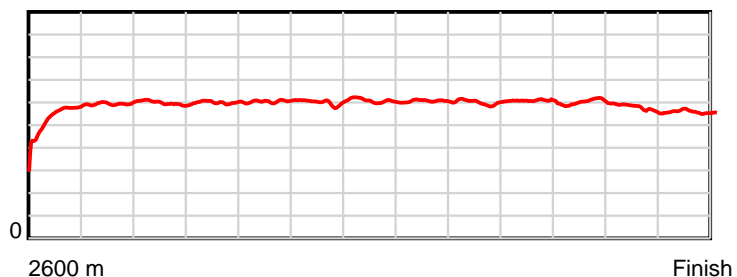
HRNZ and NZMTC and Thoroughbred Ratings Pty Ltd accepts no responsibility for the completeness or accuracy of any of the information contained herein, and makes no representations about its suitability for any particular purpose. Users should make their own judgements about those matters and/or seek independent advice. You assume all risks associated with use of the data provided on this page.

Race Results

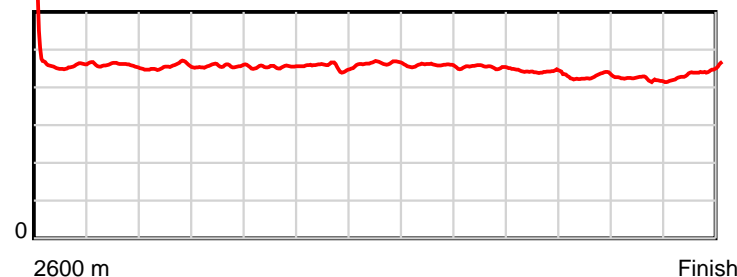
November 13, 2018, Race 11, DRYMIX CEMENT TROT, Distance 2600m, Addington - Survey 3200m

Result	TAB no.	Horse (Barrier)	2200m to	2000m to	1800m to	1600m to	1400m to	1200m to	1000m to	800m to	600m to	400m to	200m to	Total or	Margin
9th	12	Red Hot Rocket (15)	2000m	1800m	1600m	1400m	1200m	1000m	800m	600m	400m	200m	WP	Average	
		Position in running (margin)	8(8.4)	8(8.8)	8(12.2)	8(10.8)	8(7.7)	8(7.6)	8(7.7)	8(8.8)	9(8.8)	9(9.6)	9(12.7)		19.60
		Sectional time (s)	15.38	15.20	15.39	15.36	15.29	15.23	15.32	14.47	14.64	15.16	15.81		
		Cumulative time (s)	167.25	151.87	136.67	121.28	105.92	90.63	75.40	60.08	45.61	30.97	15.81	3:20.61	
		Speed (m/s)	13.00	13.16	13.00	13.02	13.08	13.13	13.05	13.82	13.66	13.19	12.65	12.96	
		Stride length (m)	5.92	6.01	5.90	5.92	6.07	6.01	5.93	6.08	5.85	5.55	5.60	5.85	
		Stride duration (s)	0.455	0.457	0.454	0.455	0.464	0.458	0.454	0.440	0.428	0.421	0.443	0.451	
		Stride efficiency (%)	54.72	56.45	54.41	54.78	57.55	56.53	54.89	57.77	53.46	48.11	48.98	53.50	
		Stride count	33.80	33.28	33.89	33.78	32.96	33.25	33.74	32.89	34.19	36.05	35.72	444.37	

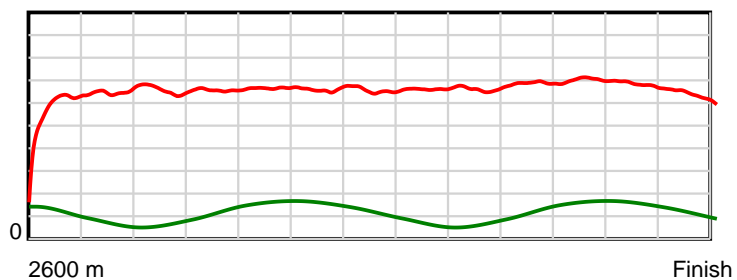
10 m Stride length



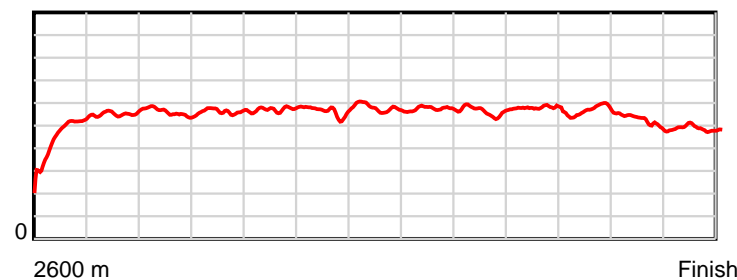
0.6 s Stride duration



20 m/sec Speed



100 % Stride efficiency



Note: Horizontal distance axis grid lines are 200m furlongs.

Disclaimer.

HRNZ and NZMTC and Thoroughbred Ratings Pty Ltd accepts no responsibility for the completeness or accuracy of any of the information contained herein, and makes no representations about its suitability for any particular purpose. Users should make their own judgements about those matters and/or seek independent advice. You assume all risks associated with use of the data provided on this page.



Race Results



November 13, 2018, Race 11, DRYMIX CEMENT TROT, Distance 2600m, Addington - Survey 3200m

Result	TAB no.	Horse (Barrier)	2600 to	2400m to
10th	13	Rachmaninov (0)	2400m	2200m
		Position in running (margin)	-	15(20.7)
		Sectional time (s)	19.81	15.71
		Cumulative time (s)	200.83	181.02
		Speed (m/s)	10.10	12.73
		Stride length (m)	5.24	5.99
		Stride duration (s)	0.474	0.470
		Stride efficiency (%)	42.98	56.08
		Stride count	38.13	33.38

Disclaimer.

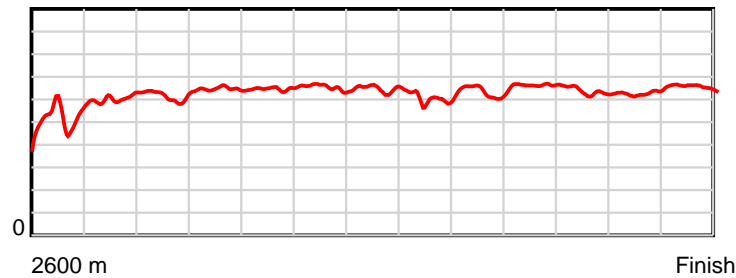
HRNZ and NZMTC and Thoroughbred Ratings Pty Ltd accepts no responsibility for the completeness or accuracy of any of the information contained herein, and makes no representations about its suitability for any particular purpose. Users should make their own judgements about those matters and/or seek independent advice. You assume all risks associated with use of the data provided on this page.

Race Results

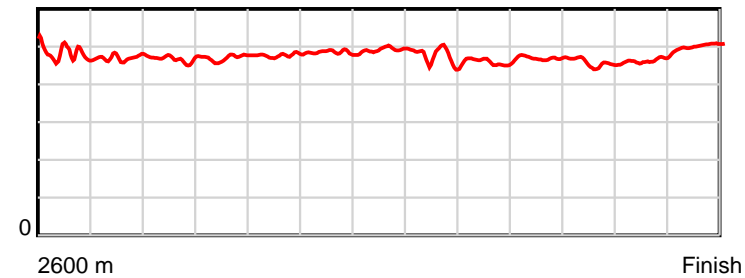
November 13, 2018, Race 11, DRYMIX CEMENT TROT, Distance 2600m, Addington - Survey 3200m

Result	TAB no.	Horse (Barrier)	2200m to	2000m to	1800m to	1600m to	1400m to	1200m to	1000m to	800m to	600m to	400m to	200m to	Total or	Margin
10th	13	Rachmaninov (0)	2000m	1800m	1600m	1400m	1200m	1000m	800m	600m	400m	200m	WP	Average	
		Position in running (margin)	15(22.3)	15(21.9)	15(21.9)	14(19.9)	14(16.6)	15(16.0)	12(18.9)	12(15.8)	12(13.6)	11(14.8)	10(16.8)		20.90
		Sectional time (s)	15.24	14.64	15.28	15.34	15.21	15.69	14.61	14.12	14.72	14.96	15.50		
		Cumulative time (s)	165.31	150.07	135.43	120.15	104.81	89.60	73.91	59.30	45.18	30.46	15.50	3:20.83	
		Speed (m/s)	13.12	13.66	13.09	13.04	13.15	12.75	13.69	14.16	13.59	13.37	12.90	12.95	
		Stride length (m)	6.14	6.42	6.24	6.32	6.47	5.98	6.30	6.65	6.19	6.23	6.50	6.19	
		Stride duration (s)	0.468	0.470	0.477	0.485	0.492	0.469	0.460	0.470	0.456	0.466	0.503	0.478	
		Stride efficiency (%)	58.89	64.38	60.86	62.41	65.51	55.83	61.93	69.18	59.93	60.71	65.93	59.80	
		Stride count	32.58	31.16	32.05	31.65	30.89	33.46	31.77	30.06	32.30	32.09	30.79	420.31	

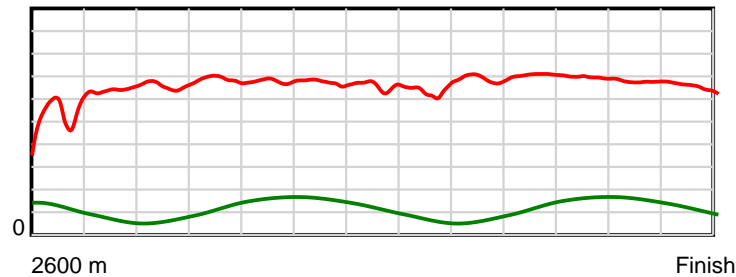
10 m Stride length



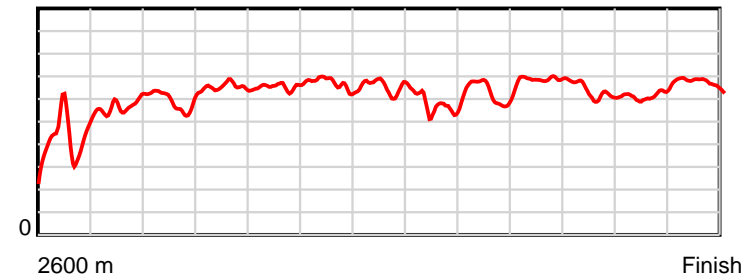
0.6 s Stride duration



20 m/sec Speed



100 % Stride efficiency



Note: Horizontal distance axis grid lines are 200m furlongs.

Disclaimer.

HRNZ and NZMTC and Thoroughbred Ratings Pty Ltd accepts no responsibility for the completeness or accuracy of any of the information contained herein, and makes no representations about its suitability for any particular purpose. Users should make their own judgements about those matters and/or seek independent advice. You assume all risks associated with use of the data provided on this page.



Race Results



November 13, 2018, Race 11, DRYMIX CEMENT TROT, Distance 2600m, Addington - Survey 3200m

Result	TAB no.	Horse (Barrier)	2600 to	2400m to
11th	17	In The Valley (1)	2400m	2200m
		Position in running (margin)	-	11(10.9)
		Sectional time (s)	18.18	16.56
		Cumulative time (s)	201.41	183.23
		Speed (m/s)	11.00	12.08
		Stride length (m)	5.71	5.90
		Stride duration (s)	0.484	0.488
		Stride efficiency (%)	50.92	54.40
		Stride count	35.04	33.90

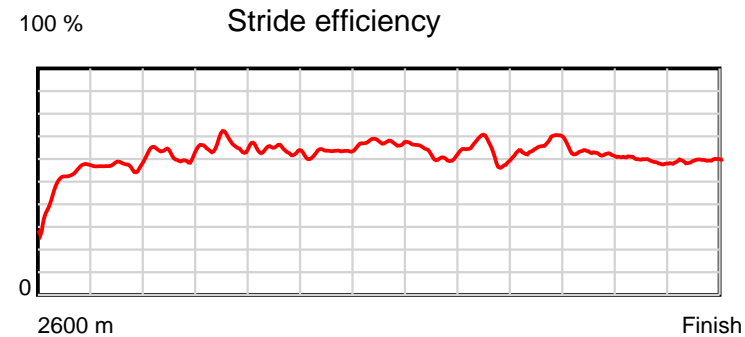
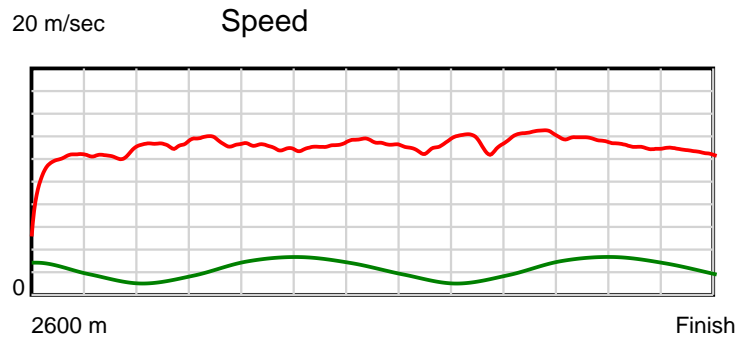
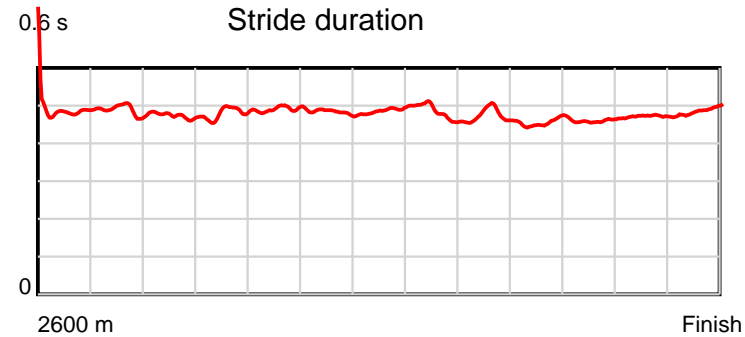
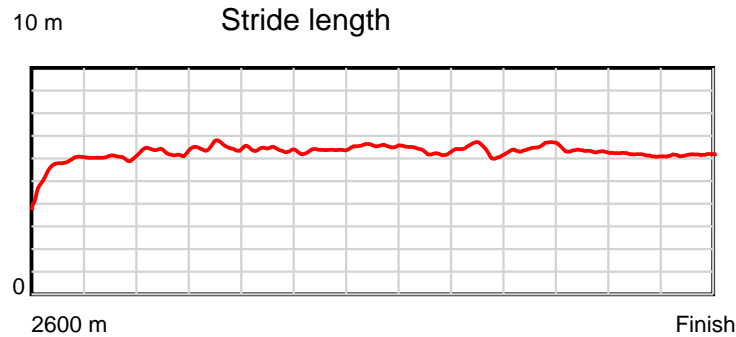
Disclaimer.

HRNZ and NZMTC and Thoroughbred Ratings Pty Ltd accepts no responsibility for the completeness or accuracy of any of the information contained herein, and makes no representations about its suitability for any particular purpose. Users should make their own judgements about those matters and/or seek independent advice. You assume all risks associated with use of the data provided on this page.

Race Results

November 13, 2018, Race 11, DRYMIX CEMENT TROT, Distance 2600m, Addington - Survey 3200m

Result	TAB no.	Horse (Barrier)	2200m to	2000m to	1800m to	1600m to	1400m to	1200m to	1000m to	800m to	600m to	400m to	200m to	Total or	Margin
11th	17	In The Valley (1)	2000m	1800m	1600m	1400m	1200m	1000m	800m	600m	400m	200m	WP	Average	
		Position in running (margin)	12(17.6)	12(16.8)	12(17.7)	13(18.9)	13(16.2)	12(14.1)	10(13.7)	10(12.3)	10(10.2)	10(12.1)	11(17.7)		24.30
		Sectional time (s)	15.16	14.80	15.80	15.43	14.95	15.15	14.91	14.12	14.84	15.57	15.94		
		Cumulative time (s)	166.67	151.51	136.71	120.91	105.48	90.53	75.38	60.47	46.35	31.51	15.94	3:21.41	
		Speed (m/s)	13.19	13.51	12.66	12.96	13.38	13.20	13.41	14.16	13.48	12.85	12.55	12.91	
		Stride length (m)	6.24	6.49	6.21	6.26	6.52	6.36	6.35	6.46	6.19	6.05	6.13	6.21	
		Stride duration (s)	0.473	0.480	0.491	0.483	0.488	0.482	0.474	0.456	0.459	0.471	0.489	0.481	
		Stride efficiency (%)	60.93	65.84	60.29	61.17	66.48	63.17	63.07	65.19	59.89	57.29	58.68	60.32	
		Stride count	32.03	30.81	32.20	31.97	30.66	31.46	31.48	30.96	32.31	33.03	32.64	418.49	



Note: Horizontal distance axis grid lines are 200m furlongs.

Disclaimer.

HRNZ and NZMTC and Thoroughbred Ratings Pty Ltd accepts no responsibility for the completeness or accuracy of any of the information contained herein, and makes no representations about its suitability for any particular purpose. Users should make their own judgements about those matters and/or seek independent advice. You assume all risks associated with use of the data provided on this page.



Race Results



November 13, 2018, Race 11, DRYMIX CEMENT TROT, Distance 2600m, Addington - Survey 3200m

Result	TAB no.	Horse (Barrier)	2600 to	2400m to
12th	4	Young Stranger (8)	2400m	2200m
		Position in running (margin)	-	14(18.8)
		Sectional time (s)	19.75	15.62
		Cumulative time (s)	203.79	184.04
		Speed (m/s)	10.13	12.80
		Stride length (m)	4.89	6.39
		Stride duration (s)	0.479	0.499
		Stride efficiency (%)	37.32	63.73
		Stride count	40.93	31.32

Disclaimer.

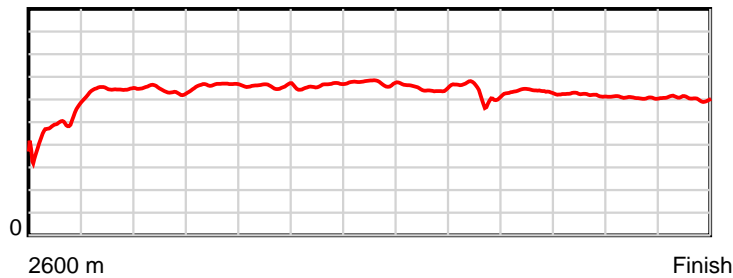
HRNZ and NZMTC and Thoroughbred Ratings Pty Ltd accepts no responsibility for the completeness or accuracy of any of the information contained herein, and makes no representations about its suitability for any particular purpose. Users should make their own judgements about those matters and/or seek independent advice. You assume all risks associated with use of the data provided on this page.

Race Results

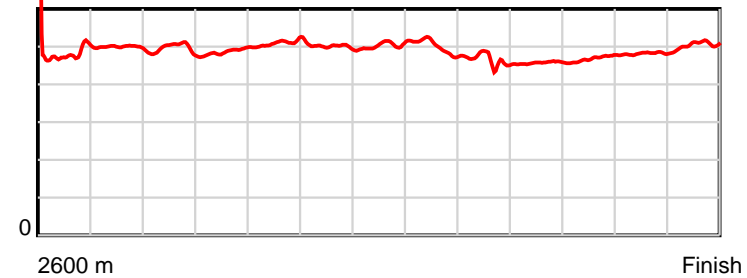
November 13, 2018, Race 11, DRYMIX CEMENT TROT, Distance 2600m, Addington - Survey 3200m

Result	TAB no.	Horse (Barrier)	2200m to	2000m to	1800m to	1600m to	1400m to	1200m to	1000m to	800m to	600m to	400m to	200m to	Total or	Margin
12th	4	Young Stranger (8)	2000m	1800m	1600m	1400m	1200m	1000m	800m	600m	400m	200m	WP	Average	
		Position in running (margin)	14(19.9)	14(19.7)	14(20.0)	15(20.6)	15(17.9)	14(15.8)	11(16.2)	11(13.3)	11(13.1)	12(18.1)	12(26.0)		38.30
		Sectional time (s)	15.27	14.70	15.71	15.43	14.96	15.28	14.66	14.45	15.34	15.95	16.67		
		Cumulative time (s)	168.42	153.15	138.45	122.74	107.31	92.35	77.07	62.41	47.96	32.62	16.67	3:23.79	
		Speed (m/s)	13.10	13.61	12.73	12.96	13.37	13.09	13.64	13.84	13.04	12.54	12.00	12.76	
		Stride length (m)	6.49	6.61	6.49	6.48	6.74	6.53	6.31	6.32	6.11	6.04	6.07	6.23	
		Stride duration (s)	0.495	0.486	0.510	0.500	0.504	0.499	0.463	0.457	0.469	0.482	0.506	0.488	
		Stride efficiency (%)	65.82	68.36	65.86	65.67	71.00	66.64	62.24	62.43	58.31	57.03	57.53	60.63	
		Stride count	30.82	30.24	30.81	30.85	29.67	30.63	31.69	31.64	32.74	33.10	32.96	417.40	

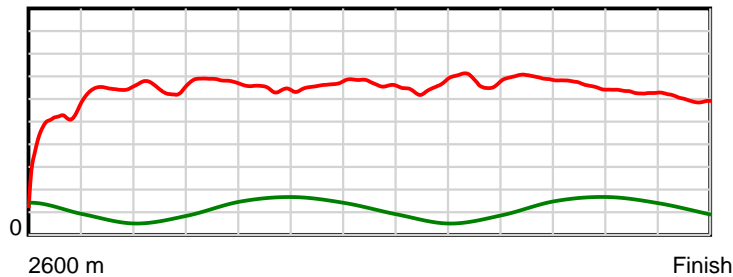
10 m Stride length



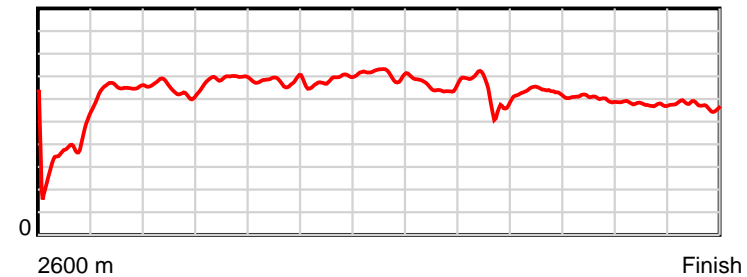
0.6 s Stride duration



20 m/sec Speed



100 % Stride efficiency



Note: Horizontal distance axis grid lines are 200m furlongs.

Disclaimer.

HRNZ and NZMTC and Thoroughbred Ratings Pty Ltd accepts no responsibility for the completeness or accuracy of any of the information contained herein, and makes no representations about its suitability for any particular purpose. Users should make their own judgements about those matters and/or seek independent advice. You assume all risks associated with use of the data provided on this page.



Race Results



November 13, 2018, Race 11, DRYMIX CEMENT TROT, Distance 2600m, Addington - Survey 3200m

Result	TAB no.	Horse (Barrier)	2600 to	2400m to
13th	14	Rebel Kibbybon... (2)	2400m	2200m
		Position in running (margin)	-	13(12.8)
		Sectional time (s)	18.43	16.26
		Cumulative time (s)	203.85	185.42
		Speed (m/s)	10.85	12.30
		Stride length (m)	5.62	6.21
		Stride duration (s)	0.483	0.505
		Stride efficiency (%)	49.31	60.27
		Stride count	35.60	32.21

Disclaimer.

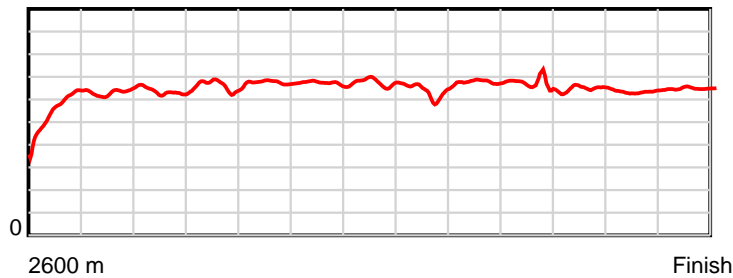
HRNZ and NZMTC and Thoroughbred Ratings Pty Ltd accepts no responsibility for the completeness or accuracy of any of the information contained herein, and makes no representations about its suitability for any particular purpose. Users should make their own judgements about those matters and/or seek independent advice. You assume all risks associated with use of the data provided on this page.

Race Results

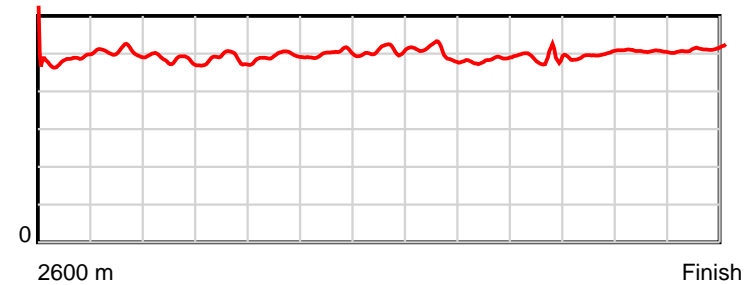
November 13, 2018, Race 11, DRYMIX CEMENT TROT, Distance 2600m, Addington - Survey 3200m

Result	TAB no.	Horse (Barrier)	2200m to	2000m to	1800m to	1600m to	1400m to	1200m to	1000m to	800m to	600m to	400m to	200m to	Total or	Margin
13th	14	Rebel Kibbybon... (2)	2000m	1800m	1600m	1400m	1200m	1000m	800m	600m	400m	200m	WP	Average	
		Position in running (margin)	13(17.7)	13(18.4)	13(19.8)	12(18.1)	12(14.8)	13(14.3)	13(20.0)	13(17.2)	13(19.3)	13(24.8)	13(32.7)		38.70
		Sectional time (s)	15.42	14.87	15.33	15.33	15.23	16.16	14.68	14.82	15.42	15.96	15.94		
		Cumulative time (s)	169.16	153.74	138.87	123.54	108.21	92.98	76.82	62.14	47.32	31.90	15.94	3:23.85	
		Speed (m/s)	12.97	13.45	13.05	13.05	13.13	12.38	13.62	13.50	12.97	12.53	12.55	12.75	
		Stride length (m)	6.29	6.52	6.45	6.53	6.69	6.21	6.60	6.52	6.46	6.34	6.45	6.36	
		Stride duration (s)	0.485	0.485	0.494	0.500	0.509	0.501	0.484	0.483	0.498	0.506	0.514	0.499	
		Stride efficiency (%)	61.83	66.42	64.98	66.56	69.95	60.22	68.07	66.35	65.26	62.83	65.08	63.29	
		Stride count	31.80	30.68	31.02	30.64	29.89	32.22	30.30	30.69	30.95	31.54	30.99	408.53	

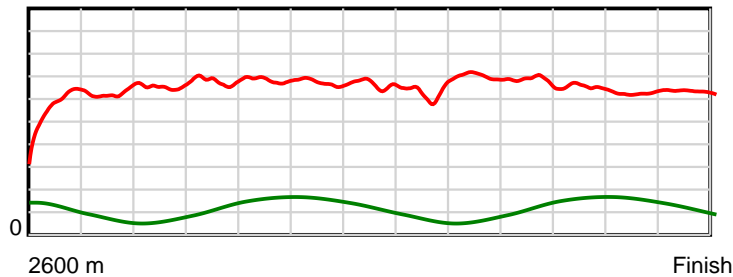
10 m Stride length



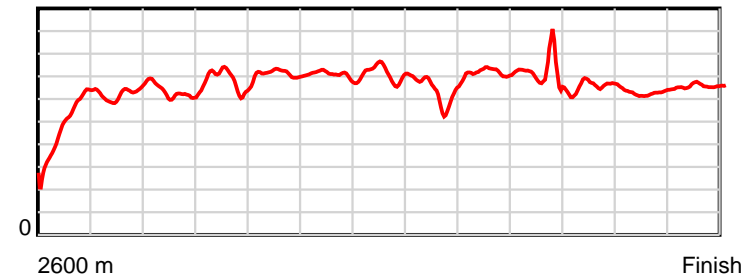
0.6 s Stride duration



20 m/sec Speed



100 % Stride efficiency



Note: Horizontal distance axis grid lines are 200m furlongs.

Disclaimer.

HRNZ and NZMTC and Thoroughbred Ratings Pty Ltd accepts no responsibility for the completeness or accuracy of any of the information contained herein, and makes no representations about its suitability for any particular purpose. Users should make their own judgements about those matters and/or seek independent advice. You assume all risks associated with use of the data provided on this page.



Race Results



November 13, 2018, Race 11, DRYMIX CEMENT TROT, Distance 2600m, Addington - Survey 3200m

Result	TAB no.	Horse (Barrier)	2600 to 2400m	2400m to 2200m
14th	16	Sugar Cane (3)		
		Position in running (margin)	-	16(26.6)
		Sectional time (s)	20.68	15.60
		Cumulative time (s)	205.00	184.32
		Speed (m/s)	9.67	12.82
		Stride length (m)	5.47	5.66
		Stride duration (s)	0.445	0.442
		Stride efficiency (%)	46.71	50.13
		Stride count	36.58	35.31

Disclaimer.

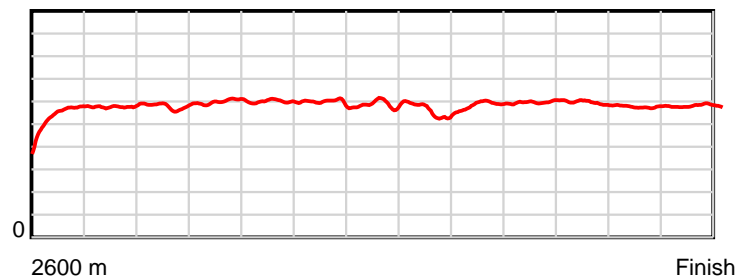
HRNZ and NZMTC and Thoroughbred Ratings Pty Ltd accepts no responsibility for the completeness or accuracy of any of the information contained herein, and makes no representations about its suitability for any particular purpose. Users should make their own judgements about those matters and/or seek independent advice. You assume all risks associated with use of the data provided on this page.

Race Results

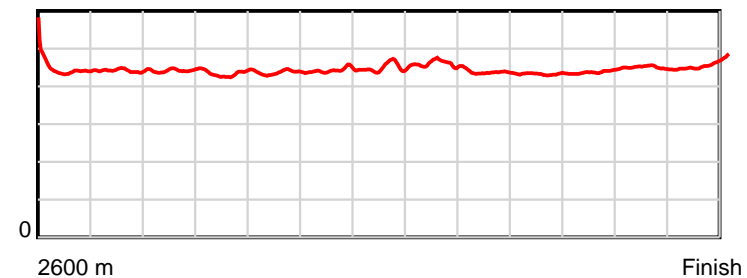
November 13, 2018, Race 11, DRYMIX CEMENT TROT, Distance 2600m, Addington - Survey 3200m

Result	TAB no.	Horse (Barrier)	2200m to	2000m to	1800m to	1600m to	1400m to	1200m to	1000m to	800m to	600m to	400m to	200m to	Total or	Margin
14th	16	Sugar Cane (3)	2000m	1800m	1600m	1400m	1200m	1000m	800m	600m	400m	200m	WP	Average	
		Position in running (margin)	16(27.6)	16(27.4)	16(25.4)	16(23.0)	16(20.2)	16(19.1)	14(30.7)	14(28.4)	14(27.9)	14(33.1)	14(40.8)		45.40
		Sectional time (s)	15.28	14.31	15.21	15.41	15.12	17.16	14.75	14.39	15.38	15.93	15.78		
		Cumulative time (s)	168.72	153.44	139.13	123.92	108.51	93.39	76.23	61.48	47.09	31.71	15.78	3:25.00	
		Speed (m/s)	13.09	13.98	13.15	12.98	13.23	11.66	13.56	13.90	13.00	12.55	12.67	12.68	
		Stride length (m)	5.79	6.07	5.74	5.75	5.96	5.34	5.90	6.02	5.72	5.65	5.84	5.76	
		Stride duration (s)	0.442	0.434	0.437	0.443	0.450	0.458	0.435	0.433	0.440	0.450	0.461	0.454	
		Stride efficiency (%)	52.35	57.52	51.53	51.68	55.48	44.57	54.41	56.57	51.19	49.82	53.38	51.76	
		Stride count	34.55	32.96	34.83	34.78	33.56	37.45	33.90	33.24	34.94	35.42	34.22	451.74	

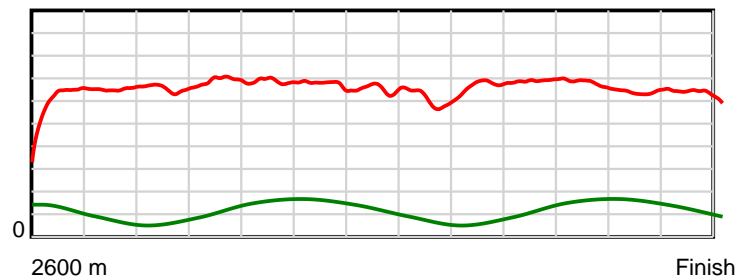
10 m Stride length



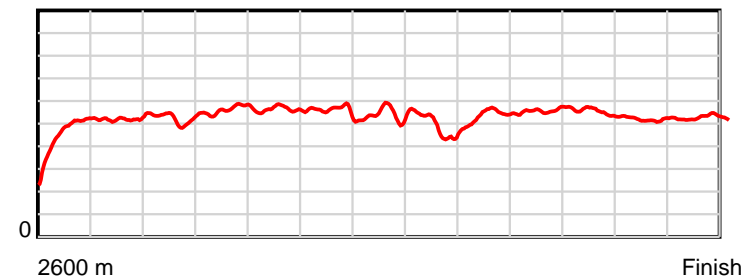
0.6 s Stride duration



20 m/sec Speed



100 % Stride efficiency



Note: Horizontal distance axis grid lines are 200m furlongs.

Disclaimer.

HRNZ and NZMTC and Thoroughbred Ratings Pty Ltd accepts no responsibility for the completeness or accuracy of any of the information contained herein, and makes no representations about its suitability for any particular purpose. Users should make their own judgements about those matters and/or seek independent advice. You assume all risks associated with use of the data provided on this page.



Race Results



November 13, 2018, Race 11, DRYMIX CEMENT TROT, Distance 2600m, Addington - Survey 3200m

Result	TAB no.	Horse (Barrier)	2600 to	2400m to
15th	6	Honeys Son (10)	2400m	2200m
		Position in running (margin)	-	10(9.9)
		Sectional time (s)	18.09	15.95
		Cumulative time (s)	205.32	187.23
		Speed (m/s)	11.06	12.54
		Stride length (m)	5.19	5.77
		Stride duration (s)	0.457	0.460
		Stride efficiency (%)	42.13	52.01
		Stride count	38.52	34.67

Disclaimer.

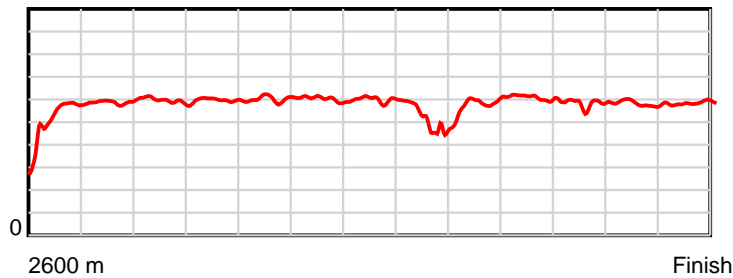
HRNZ and NZMTC and Thoroughbred Ratings Pty Ltd accepts no responsibility for the completeness or accuracy of any of the information contained herein, and makes no representations about its suitability for any particular purpose. Users should make their own judgements about those matters and/or seek independent advice. You assume all risks associated with use of the data provided on this page.

Race Results

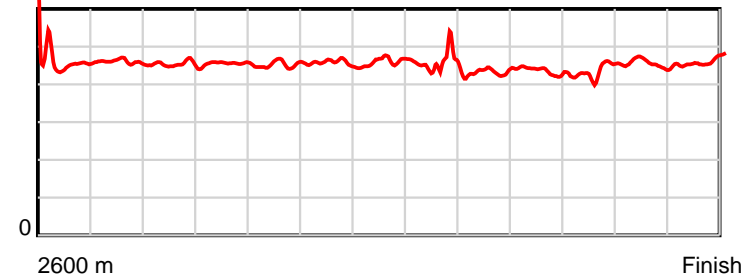
November 13, 2018, Race 11, DRYMIX CEMENT TROT, Distance 2600m, Addington - Survey 3200m

Result	TAB no.	Horse (Barrier)	2200m to	2000m to	1800m to	1600m to	1400m to	1200m to	1000m to	800m to	600m to	400m to	200m to	Total or	Margin
15th	6	Honeys Son (10)	2000m	1800m	1600m	1400m	1200m	1000m	800m	600m	400m	200m	WP	Average	
		Position in running (margin)	10(12.9)	10(13.6)	11(17.0)	10(14.8)	10(11.9)	10(11.5)	16(32.5)	15(30.9)	15(31.1)	15(34.6)	15(41.5)		47.30
		Sectional time (s)	15.42	15.20	15.26	15.39	15.24	18.71	14.88	14.51	15.10	15.77	15.80		
		Cumulative time (s)	171.28	155.86	140.66	125.40	110.01	94.77	76.06	61.18	46.67	31.57	15.80	3:25.32	
		Speed (m/s)	12.97	13.16	13.11	13.00	13.12	10.69	13.44	13.78	13.25	12.68	12.66	12.66	
		Stride length (m)	5.87	5.98	5.93	5.92	6.05	4.82	5.84	5.99	5.76	5.77	5.84	5.73	
		Stride duration (s)	0.453	0.455	0.452	0.456	0.461	0.450	0.434	0.434	0.435	0.455	0.462	0.452	
		Stride efficiency (%)	53.85	55.94	54.90	54.83	57.29	36.23	53.26	56.03	51.86	52.09	53.33	51.25	
		Stride count	34.07	33.43	33.74	33.76	33.03	41.54	34.26	33.40	34.72	34.64	34.24	454.02	

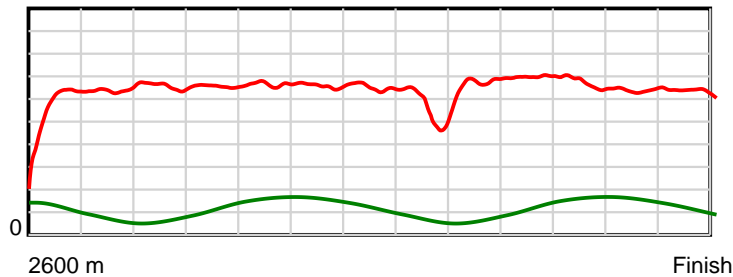
10 m Stride length



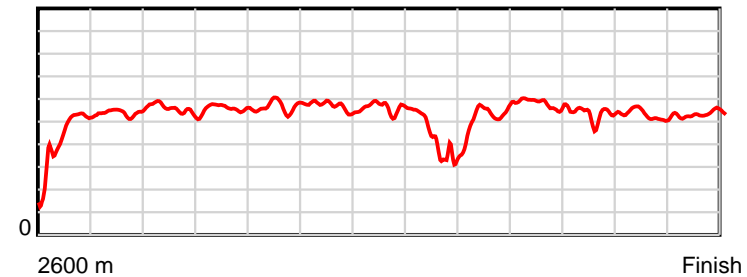
0.6 s Stride duration



20 m/sec Speed



100 % Stride efficiency



Note: Horizontal distance axis grid lines are 200m furlongs.

Disclaimer.

HRNZ and NZMTC and Thoroughbred Ratings Pty Ltd accepts no responsibility for the completeness or accuracy of any of the information contained herein, and makes no representations about its suitability for any particular purpose. Users should make their own judgements about those matters and/or seek independent advice. You assume all risks associated with use of the data provided on this page.



Race Results



November 13, 2018, Race 11, DRYMIX CEMENT TROT, Distance 2600m, Addington - Survey 3200m

Result	TAB no.	Horse (Barrier)	2600 to	2400m to
16th	15	In Sequence (4)	2400m	2200m
		Position in running (margin)	-	12(12.3)
		Sectional time (s)	18.19	16.00
		Cumulative time (s)	220.22	202.03
		Speed (m/s)	10.99	12.50
		Stride length (m)	5.72	6.07
		Stride duration (s)	0.483	0.485
		Stride efficiency (%)	51.16	57.50
		Stride count	34.95	32.97

Disclaimer.

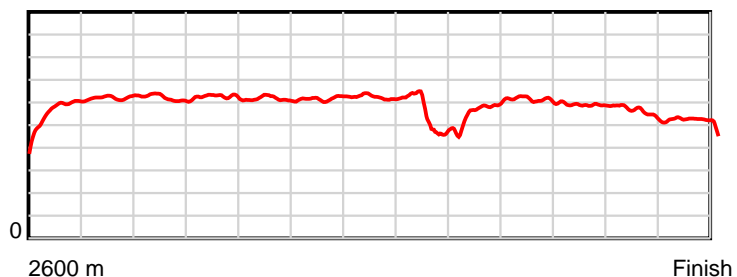
HRNZ and NZMTC and Thoroughbred Ratings Pty Ltd accepts no responsibility for the completeness or accuracy of any of the information contained herein, and makes no representations about its suitability for any particular purpose. Users should make their own judgements about those matters and/or seek independent advice. You assume all risks associated with use of the data provided on this page.

Race Results

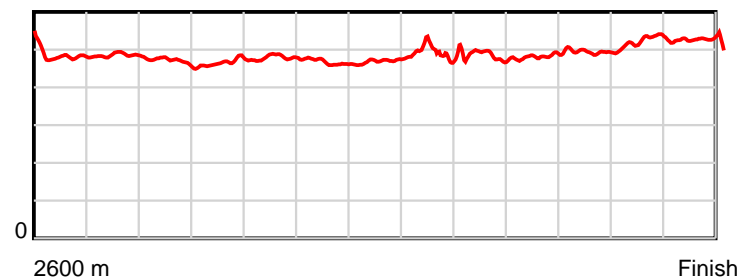
November 13, 2018, Race 11, DRYMIX CEMENT TROT, Distance 2600m, Addington - Survey 3200m

Result	TAB no.	Horse (Barrier)	2200m to	2000m to	1800m to	1600m to	1400m to	1200m to	1000m to	800m to	600m to	400m to	200m to	Total or	Margin
16th	15	In Sequence (4)	2000m	1800m	1600m	1400m	1200m	1000m	800m	600m	400m	200m	WP	Average	
		Position in running (margin)	11(15.6)	11(14.3)	10(15.8)	11(16.8)	11(13.7)	11(11.8)	15(31.4)	16(48.9)	16(56.5)	16(74.6)	16(104.3)		134.90
		Sectional time (s)	15.07	14.91	15.78	15.35	14.99	18.50	18.04	15.76	17.51	19.58	20.54		
		Cumulative time (s)	186.03	170.96	156.05	140.27	124.92	109.93	91.43	73.39	57.63	40.12	20.54	3:40.22	
		Speed (m/s)	13.27	13.41	12.67	13.03	13.34	10.81	11.09	12.69	11.42	10.21	9.74	11.81	
		Stride length (m)	6.24	6.25	6.06	6.09	6.26	5.24	5.35	6.13	5.65	5.36	5.08	5.78	
		Stride duration (s)	0.470	0.466	0.478	0.467	0.469	0.485	0.483	0.483	0.494	0.525	0.522	0.489	
		Stride efficiency (%)	60.86	61.00	57.40	57.90	61.26	42.91	44.80	58.73	49.80	44.95	40.32	52.16	
		Stride count	32.05	32.01	33.00	32.86	31.94	38.17	37.35	32.62	35.43	37.29	39.37	450.01	

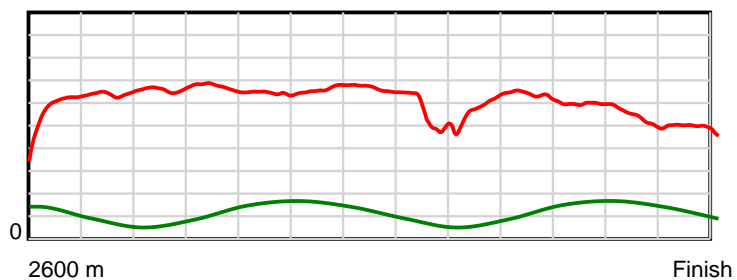
10 m Stride length



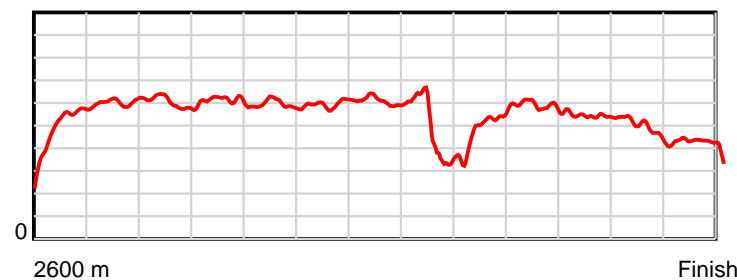
0.6 s Stride duration



20 m/sec Speed



100 % Stride efficiency



Note: Horizontal distance axis grid lines are 200m furlongs.

Disclaimer.

HRNZ and NZMTC and Thoroughbred Ratings Pty Ltd accepts no responsibility for the completeness or accuracy of any of the information contained herein, and makes no representations about its suitability for any particular purpose. Users should make their own judgements about those matters and/or seek independent advice. You assume all risks associated with use of the data provided on this page.