



Race Results

NZ Metropolitan Trotting Club Inc, HRNZ, November 13, 2018

Compilation date: November 13, 2018, 3:43:59 PM (NZDT)

Copyright © 2018 HRNZ and NZMTC. All rights reserved.

Trademarks.

StrideMASTER is a registered trademark of Thoroughbred Ratings Pty Ltd.

Disclaimer.

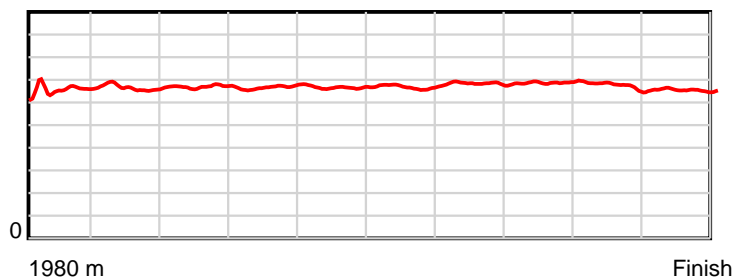
HRNZ and NZMTC and Thoroughbred Ratings Pty Ltd accepts no responsibility for the completeness or accuracy of any of the information contained herein, and makes no representations about its suitability for any particular purpose. Users should make their own judgements about those matters and/or seek independent advice. You assume all risks associated with use of the data provided on this page.

Race Results

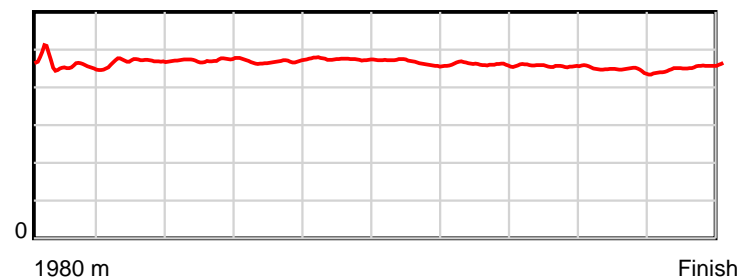
November 13, 2018, Race 7, McMILLAN EQUINE FEEDS SIRES' STAKES SERIES FINAL MOBILE PACE, Distance 1980m, Addington - Survey 1980m

Result	TAB no.	Horse (Barrier)	1980 to	1800m to	1600m to	1400m to	1200m to	1000m to	800m to	600m to	400m to	200m to	Total or	Margin
1st	12	Ultimate Snipe... (10)	1800m	1600m	1400m	1200m	1000m	800m	600m	400m	200m	WP	Average	
		Position in running (margin)	-	9(6.7)	9(5.9)	5(3.0)	2(0.0)	3(1.4)	3(2.4)	2(2.0)	2(1.3)	1(0.0)		0.00
		Sectional time (s)	13.01	14.51	14.34	13.95	14.67	14.27	13.51	13.38	13.39	13.90		
		Cumulative time (s)	138.93	125.92	111.41	97.07	83.12	68.45	54.18	40.67	27.29	13.90	2:18.93	
		Speed (m/s)	13.83	13.78	13.95	14.34	13.63	14.02	14.80	14.95	14.94	14.39	14.25	
		Stride length (m)	6.59	6.46	6.58	6.71	6.46	6.51	6.82	6.83	6.65	6.53	6.61	
		Stride duration (s)	0.458	0.469	0.472	0.468	0.474	0.465	0.461	0.456	0.445	0.454	0.464	
		Stride efficiency (%)	67.95	65.20	67.74	70.40	65.27	66.32	72.78	72.80	69.10	66.68	68.34	
		Stride count	27.30	30.96	30.38	29.80	30.95	30.70	29.31	29.30	30.08	30.62	299.40	

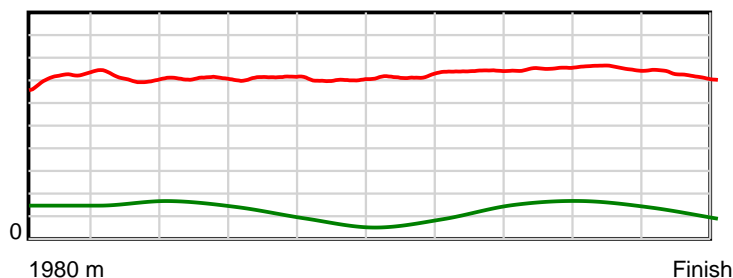
10 m Stride length



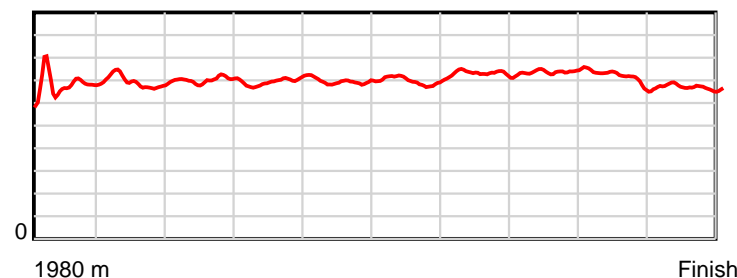
0.6 s Stride duration



20 m/sec Speed



100 % Stride efficiency



Note: Horizontal distance axis grid lines are 200m furlongs.

Disclaimer.

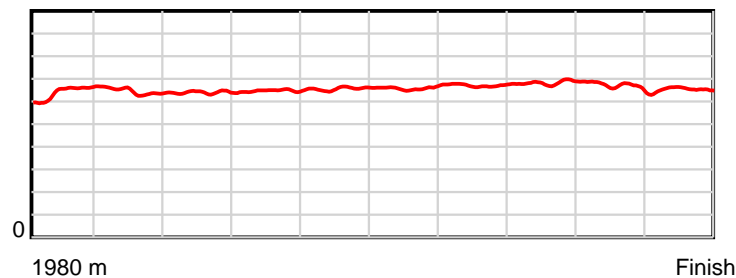
HRNZ and NZMTC and Thoroughbred Ratings Pty Ltd accepts no responsibility for the completeness or accuracy of any of the information contained herein, and makes no representations about its suitability for any particular purpose. Users should make their own judgements about those matters and/or seek independent advice. You assume all risks associated with use of the data provided on this page.

Race Results

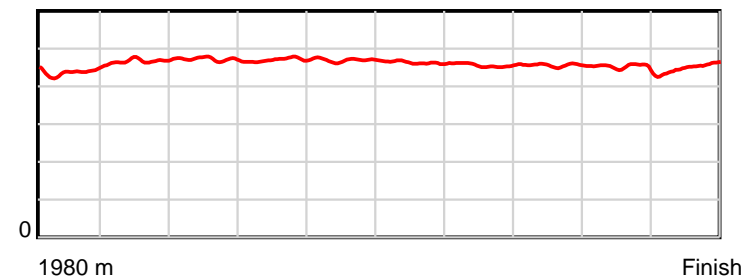
November 13, 2018, Race 7, McMILLAN EQUINE FEEDS SIRES' STAKES SERIES FINAL MOBILE PACE, Distance 1980m, Addington - Survey 1980m

Result	TAB no.	Horse (Barrier)	1980 to	1800m to	1600m to	1400m to	1200m to	1000m to	800m to	600m to	400m to	200m to	Total or	Margin
2nd	4	Jesse Duke (4)	1800m	1600m	1400m	1200m	1000m	800m	600m	400m	200m	WP	Average	
		Position in running (margin)	-	3(1.8)	3(1.9)	3(1.6)	3(2.0)	2(1.3)	2(2.2)	3(2.4)	3(1.8)	3(0.9)		0.70
		Sectional time (s)	12.16	14.65	14.78	14.52	14.32	14.27	13.60	13.39	13.47	13.88		
		Cumulative time (s)	139.04	126.88	112.23	97.45	82.93	68.61	54.34	40.74	27.35	13.88	2:19.04	
		Speed (m/s)	14.80	13.65	13.53	13.77	13.97	14.02	14.71	14.94	14.85	14.41	14.24	
		Stride length (m)	6.46	6.38	6.39	6.47	6.56	6.49	6.71	6.81	6.69	6.50	6.54	
		Stride duration (s)	0.436	0.468	0.472	0.470	0.470	0.463	0.456	0.456	0.450	0.451	0.459	
		Stride efficiency (%)	65.12	63.70	63.71	65.51	67.21	65.79	70.27	72.47	69.84	66.10	66.90	
		Stride count	27.88	31.32	31.32	30.89	30.50	30.82	29.83	29.37	29.92	30.75	302.60	

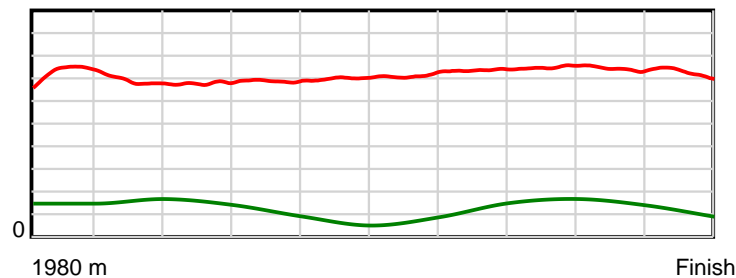
10 m Stride length



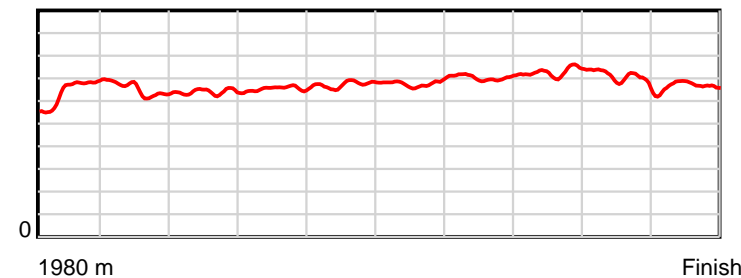
0.6 s Stride duration



20 m/sec Speed



100 % Stride efficiency



Note: Horizontal distance axis grid lines are 200m furlongs.

Disclaimer.

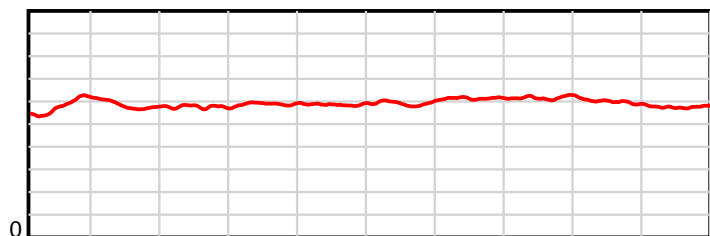
HRNZ and NZMTC and Thoroughbred Ratings Pty Ltd accepts no responsibility for the completeness or accuracy of any of the information contained herein, and makes no representations about its suitability for any particular purpose. Users should make their own judgements about those matters and/or seek independent advice. You assume all risks associated with use of the data provided on this page.

Race Results

November 13, 2018, Race 7, McMILLAN EQUINE FEEDS SIRES' STAKES SERIES FINAL MOBILE PACE, Distance 1980m, Addington - Survey 1980m

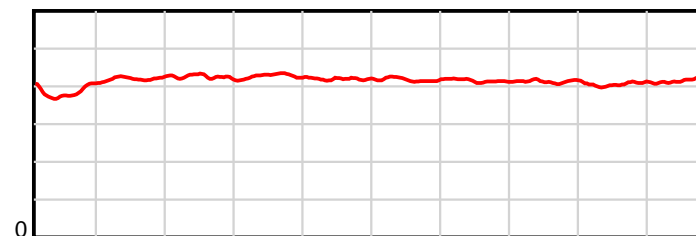
Result	TAB no.	Horse (Barrier)	1980 to	1800m to	1600m to	1400m to	1200m to	1000m to	800m to	600m to	400m to	200m to	Total or	Margin
3rd	2	Heisenberg (2)	1800m	1600m	1400m	1200m	1000m	800m	600m	400m	200m	WP	Average	
		Position in running (margin)	-	1(0.0)	1(0.0)	1(0.0)	1(0.0)	1(0.0)	1(0.0)	1(0.0)	1(0.0)	2(0.1)		4.40
		Sectional time (s)	11.85	14.64	14.83	14.45	14.45	14.10	13.57	13.49	13.62	14.68		
		Cumulative time (s)	139.68	127.83	113.19	98.36	83.91	69.46	55.36	41.79	28.30	14.68	2:19.68	
		Speed (m/s)	15.19	13.66	13.49	13.84	13.84	14.18	14.74	14.83	14.68	13.62	14.18	
		Stride length (m)	5.83	5.75	5.73	5.92	5.80	5.92	6.11	6.11	5.95	5.76	5.89	
		Stride duration (s)	0.384	0.421	0.425	0.428	0.419	0.418	0.415	0.412	0.406	0.422	0.415	
		Stride efficiency (%)	53.02	51.66	51.29	54.75	52.55	54.77	58.29	58.41	55.40	51.78	54.12	
		Stride count	30.90	34.78	34.91	33.79	34.49	33.78	32.75	32.71	33.59	34.74	336.44	

10 m Stride length



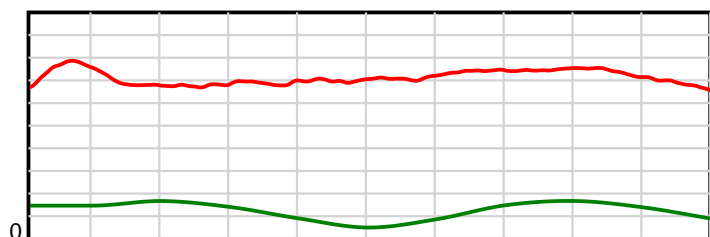
1980 m Finish

0.6 s Stride duration



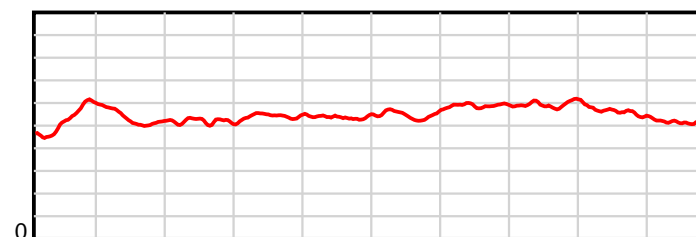
1980 m Finish

20 m/sec Speed



1980 m Finish

100 % Stride efficiency



1980 m Finish

Note: Horizontal distance axis grid lines are 200m furlongs.

Disclaimer.

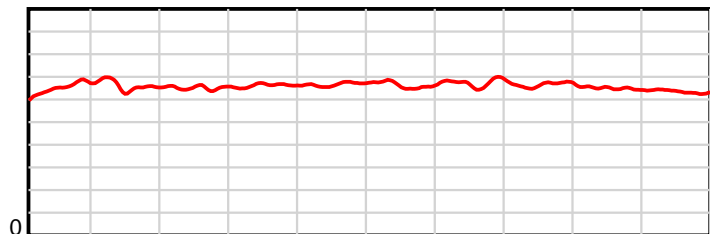
HRNZ and NZMTC and Thoroughbred Ratings Pty Ltd accepts no responsibility for the completeness or accuracy of any of the information contained herein, and makes no representations about its suitability for any particular purpose. Users should make their own judgements about those matters and/or seek independent advice. You assume all risks associated with use of the data provided on this page.

Race Results

November 13, 2018, Race 7, McMILLAN EQUINE FEEDS SIRES' STAKES SERIES FINAL MOBILE PACE, Distance 1980m, Addington - Survey 1980m

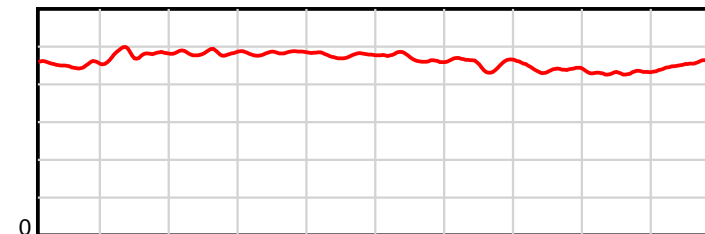
Result	TAB no.	Horse (Barrier)	1980 to	1800m to	1600m to	1400m to	1200m to	1000m to	800m to	600m to	400m to	200m to	Total or	Margin
4th	10	Mighty Flying ... (8)	1800m	1600m	1400m	1200m	1000m	800m	600m	400m	200m	WP	Average	
		Position in running (margin)	-	8(6.0)	8(5.6)	8(5.2)	7(5.7)	7(5.4)	6(6.3)	6(6.2)	4(5.9)	4(4.8)		8.60
		Sectional time (s)	13.03	14.59	14.75	14.54	14.40	14.26	13.56	13.43	13.43	14.41		
		Cumulative time (s)	140.40	127.37	112.78	98.03	83.49	69.09	54.83	41.27	27.84	14.41	2:20.40	
		Speed (m/s)	13.81	13.71	13.56	13.76	13.89	14.03	14.75	14.89	14.89	13.88	14.10	
		Stride length (m)	6.58	6.60	6.56	6.65	6.63	6.58	6.73	6.54	6.41	6.37	6.56	
		Stride duration (s)	0.451	0.481	0.484	0.483	0.477	0.469	0.456	0.440	0.431	0.459	0.465	
		Stride efficiency (%)	67.70	68.08	67.31	69.05	68.63	67.64	70.83	66.93	64.28	63.40	67.33	
		Stride count	27.35	30.30	30.47	30.09	30.18	30.40	29.71	30.56	31.18	31.40	301.64	

10 m Stride length



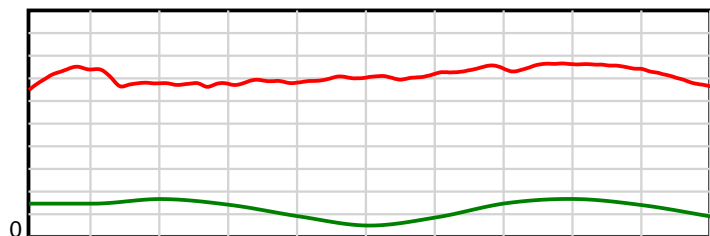
1980 m Finish

0.6 s Stride duration



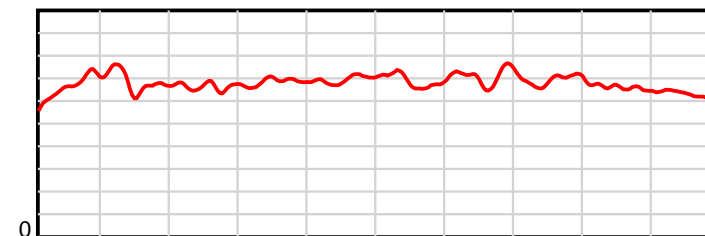
1980 m Finish

20 m/sec Speed



1980 m Finish

100 % Stride efficiency



1980 m Finish

Note: Horizontal distance axis grid lines are 200m furlongs.

Disclaimer.

HRNZ and NZMTC and Thoroughbred Ratings Pty Ltd accepts no responsibility for the completeness or accuracy of any of the information contained herein, and makes no representations about its suitability for any particular purpose. Users should make their own judgements about those matters and/or seek independent advice. You assume all risks associated with use of the data provided on this page.

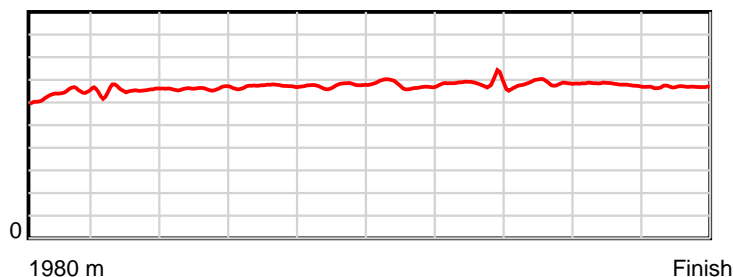


Race Results

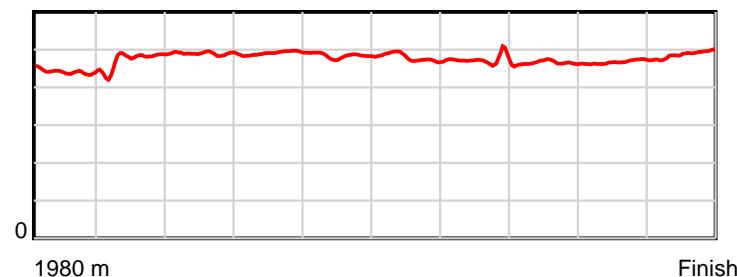
November 13, 2018, Race 7, McMILLAN EQUINE FEEDS SIRES' STAKES SERIES FINAL MOBILE PACE, Distance 1980m, Addington - Survey 1980m

Result	TAB no.	Horse (Barrier)	1980 to	1800m to	1600m to	1400m to	1200m to	1000m to	800m to	600m to	400m to	200m to	Total or	Margin
5th	1	Stars Tonight (1)	1800m	1600m	1400m	1200m	1000m	800m	600m	400m	200m	WP	Average	
		Position in running (margin)	-	4(3.5)	6(4.3)	6(3.6)	5(4.2)	5(3.3)	4(4.6)	5(5.8)	5(6.2)	5(6.5)		11.20
		Sectional time (s)	12.60	14.77	14.71	14.55	14.31	14.32	13.76	13.57	13.66	14.58		
		Cumulative time (s)	140.83	128.23	113.46	98.75	84.20	69.89	55.57	41.81	28.24	14.58	2:20.83	
		Speed (m/s)	14.28	13.54	13.60	13.75	13.98	13.97	14.53	14.74	14.64	13.72	14.06	
		Stride length (m)	6.41	6.41	6.66	6.75	6.76	6.69	6.81	6.85	6.84	6.72	6.69	
		Stride duration (s)	0.440	0.473	0.490	0.491	0.484	0.479	0.468	0.465	0.467	0.490	0.476	
		Stride efficiency (%)	64.15	64.13	69.35	71.14	71.39	69.84	72.37	73.42	73.12	70.56	69.90	
		Stride count	28.09	31.22	30.02	29.64	29.59	29.92	29.39	29.18	29.24	29.76	296.05	

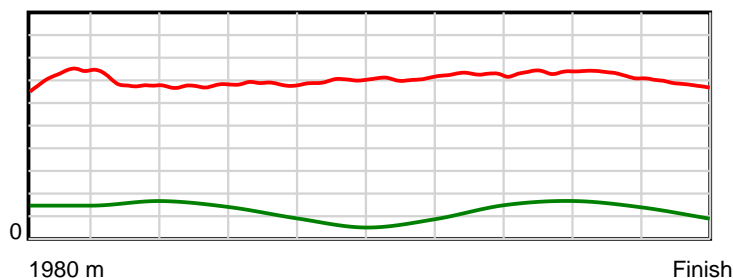
10 m Stride length



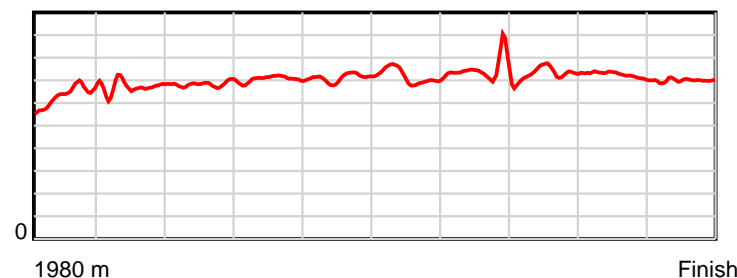
0.6 s Stride duration



20 m/sec Speed



100 % Stride efficiency



Note: Horizontal distance axis grid lines are 200m furlongs.

Disclaimer.

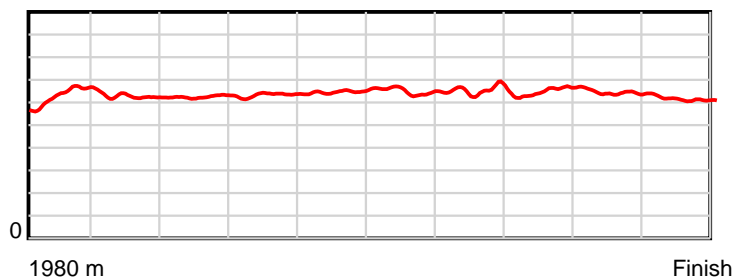
HRNZ and NZMTC and Thoroughbred Ratings Pty Ltd accepts no responsibility for the completeness or accuracy of any of the information contained herein, and makes no representations about its suitability for any particular purpose. Users should make their own judgements about those matters and/or seek independent advice. You assume all risks associated with use of the data provided on this page.

Race Results

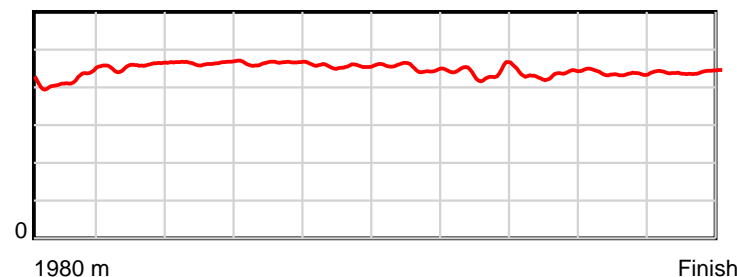
November 13, 2018, Race 7, McMILLAN EQUINE FEEDS SIRES' STAKES SERIES FINAL MOBILE PACE, Distance 1980m, Addington - Survey 1980m

Result	TAB no.	Horse (Barrier)	1980 to	1800m to	1600m to	1400m to	1200m to	1000m to	800m to	600m to	400m to	200m to	Total or	Margin
6th	9	War Dan Deligh... (7)	1800m	1600m	1400m	1200m	1000m	800m	600m	400m	200m	WP	Average	
		Position in running (margin)	-	2(0.8)	4(3.2)	7(4.2)	8(6.2)	8(6.7)	8(8.0)	9(7.8)	7(8.6)	6(9.3)		12.20
		Sectional time (s)	12.13	15.04	15.01	14.77	14.53	14.33	13.54	13.61	13.73	14.32		
		Cumulative time (s)	141.01	128.88	113.84	98.83	84.06	69.53	55.20	41.66	28.05	14.32	2:21.01	
		Speed (m/s)	14.84	13.30	13.32	13.54	13.76	13.96	14.77	14.70	14.57	13.97	14.04	
		Stride length (m)	6.30	6.09	6.19	6.29	6.28	6.29	6.52	6.39	6.36	6.15	6.28	
		Stride duration (s)	0.419	0.458	0.465	0.465	0.456	0.451	0.441	0.435	0.436	0.440	0.447	
		Stride efficiency (%)	62.09	57.86	59.97	61.85	61.67	61.86	66.39	63.72	63.19	59.07	61.70	
		Stride count	28.55	32.87	32.29	31.79	31.84	31.79	30.68	31.32	31.45	32.53	315.11	

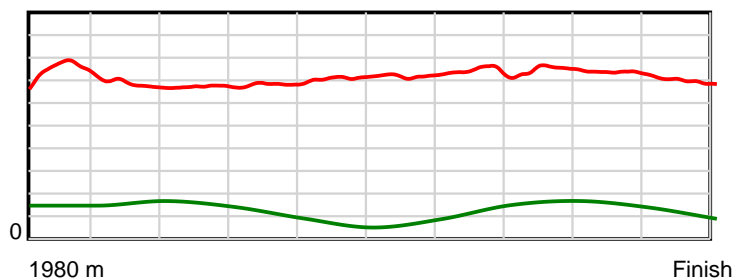
10 m Stride length



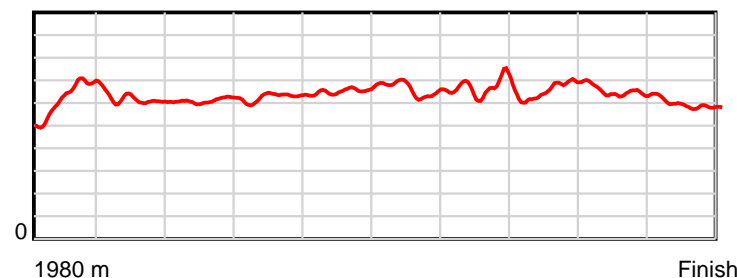
0.6 s Stride duration



20 m/sec Speed



100 % Stride efficiency



Note: Horizontal distance axis grid lines are 200m furlongs.

Disclaimer.

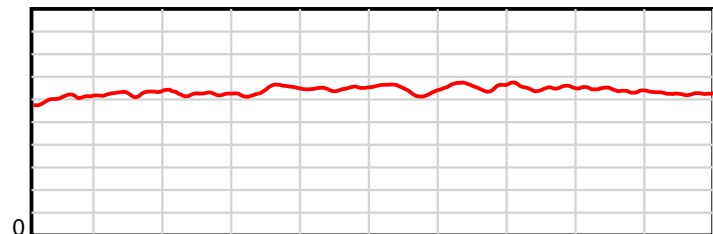
HRNZ and NZMTC and Thoroughbred Ratings Pty Ltd accepts no responsibility for the completeness or accuracy of any of the information contained herein, and makes no representations about its suitability for any particular purpose. Users should make their own judgements about those matters and/or seek independent advice. You assume all risks associated with use of the data provided on this page.

Race Results

November 13, 2018, Race 7, McMILLAN EQUINE FEEDS SIRES' STAKES SERIES FINAL MOBILE PACE, Distance 1980m, Addington - Survey 1980m

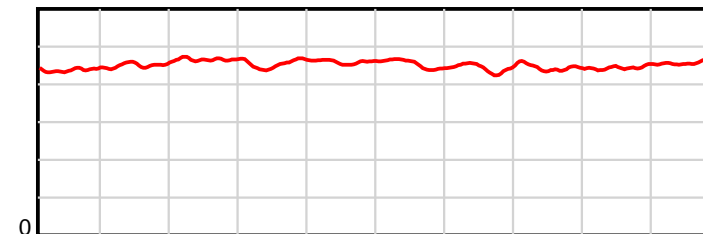
Result	TAB no.	Horse (Barrier)	1980 to	1800m to	1600m to	1400m to	1200m to	1000m to	800m to	600m to	400m to	200m to	Total or	Margin
7th	5	Stick Man (5)	1800m	1600m	1400m	1200m	1000m	800m	600m	400m	200m	WP	Average	
		Position in running (margin)	-	10(7.2)	11(8.6)	11(10.6)	10(8.6)	9(7.1)	9(8.3)	10(8.2)	8(9.1)	8(10.1)		14.90
		Sectional time (s)	13.19	14.87	15.17	14.12	14.19	14.31	13.56	13.64	13.78	14.63		
		Cumulative time (s)	141.46	128.27	113.40	98.23	84.11	69.92	55.61	42.05	28.41	14.63	2:21.46	
		Speed (m/s)	13.64	13.45	13.18	14.16	14.09	13.98	14.75	14.66	14.51	13.67	14.00	
		Stride length (m)	6.05	6.08	6.15	6.42	6.47	6.32	6.57	6.49	6.46	6.30	6.33	
		Stride duration (s)	0.438	0.452	0.466	0.454	0.459	0.452	0.445	0.442	0.445	0.461	0.452	
		Stride efficiency (%)	57.16	57.67	59.07	64.51	65.49	62.35	67.47	65.79	65.14	62.02	62.58	
		Stride count	29.76	32.92	32.53	31.13	30.89	31.66	30.44	30.82	30.98	31.75	312.88	

10 m Stride length



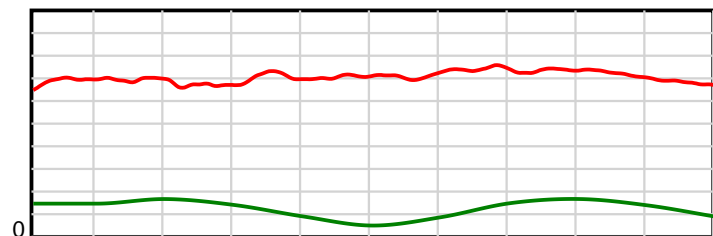
1980 m Finish

0.6 s Stride duration



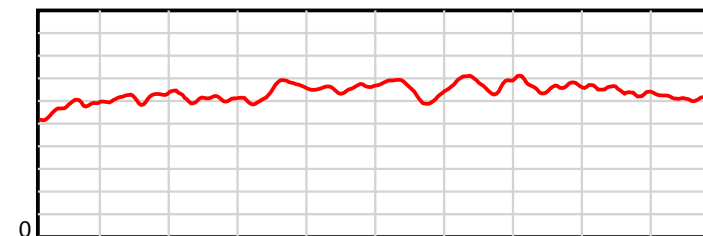
1980 m Finish

20 m/sec Speed



1980 m Finish

100 % Stride efficiency



1980 m Finish

Note: Horizontal distance axis grid lines are 200m furlongs.

Disclaimer.

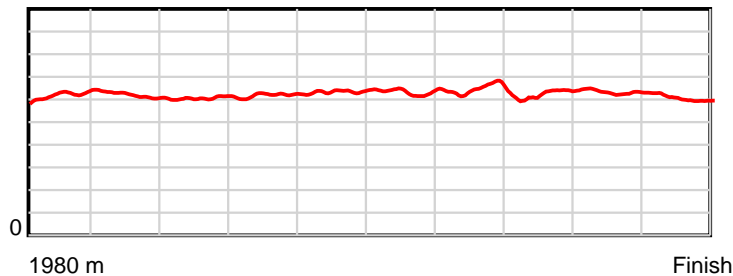
HRNZ and NZMTC and Thoroughbred Ratings Pty Ltd accepts no responsibility for the completeness or accuracy of any of the information contained herein, and makes no representations about its suitability for any particular purpose. Users should make their own judgements about those matters and/or seek independent advice. You assume all risks associated with use of the data provided on this page.

Race Results

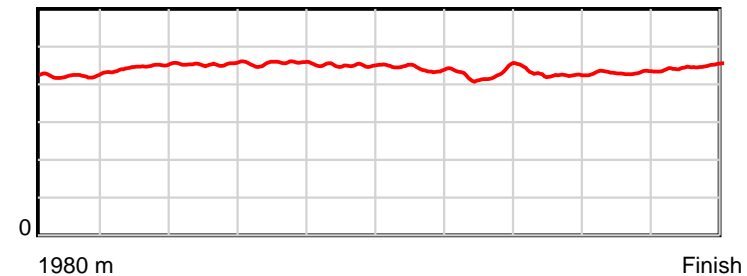
November 13, 2018, Race 7, McMILLAN EQUINE FEEDS SIRES' STAKES SERIES FINAL MOBILE PACE, Distance 1980m, Addington - Survey 1980m

Result	TAB no.	Horse (Barrier)	1980 to	1800m to	1600m to	1400m to	1200m to	1000m to	800m to	600m to	400m to	200m to	Total or	Margin
8th	11	Memphis Tennes... (9)	1800m	1600m	1400m	1200m	1000m	800m	600m	400m	200m	WP	Average	
		Position in running (margin)	-	6(4.6)	7(5.0)	9(6.5)	9(8.3)	10(8.0)	11(9.4)	12(8.5)	13(10.5)	10(12.1)		17.70
		Sectional time (s)	12.56	14.71	15.08	14.76	14.40	14.34	13.42	13.83	13.88	14.96		
		Cumulative time (s)	141.94	129.38	114.67	99.59	84.83	70.43	56.09	42.67	28.84	14.96	2:21.94	
		Speed (m/s)	14.33	13.60	13.26	13.55	13.89	13.95	14.90	14.46	14.41	13.37	13.95	
		Stride length (m)	6.22	6.06	6.02	6.18	6.25	6.17	6.39	6.14	6.22	5.99	6.16	
		Stride duration (s)	0.422	0.446	0.454	0.456	0.450	0.442	0.429	0.425	0.432	0.448	0.442	
		Stride efficiency (%)	60.43	57.39	56.58	59.72	61.13	59.51	63.78	58.99	60.47	56.03	59.33	
		Stride count	28.95	33.00	33.24	32.35	31.98	32.41	31.31	32.55	32.15	33.40	321.34	

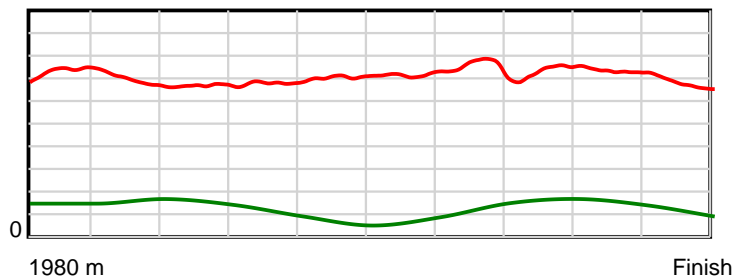
10 m Stride length



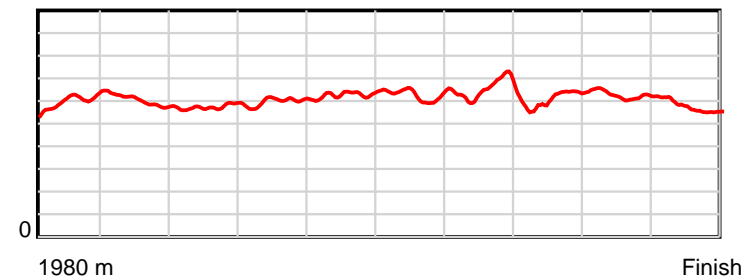
0.6 s Stride duration



20 m/sec Speed



100 % Stride efficiency



Note: Horizontal distance axis grid lines are 200m furlongs.

Disclaimer.

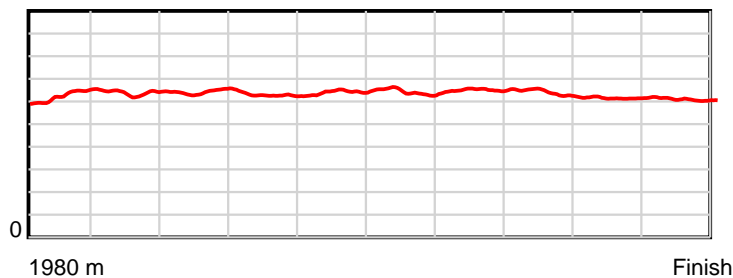
HRNZ and NZMTC and Thoroughbred Ratings Pty Ltd accepts no responsibility for the completeness or accuracy of any of the information contained herein, and makes no representations about its suitability for any particular purpose. Users should make their own judgements about those matters and/or seek independent advice. You assume all risks associated with use of the data provided on this page.

Race Results

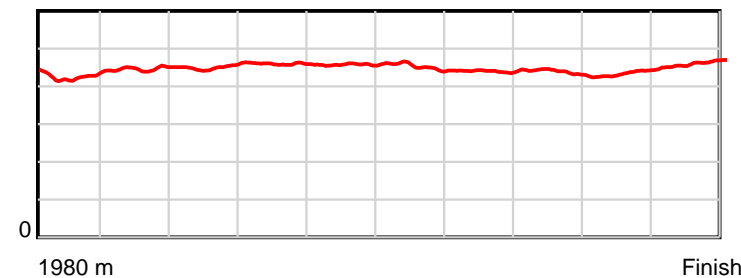
November 13, 2018, Race 7, McMILLAN EQUINE FEEDS SIRES' STAKES SERIES FINAL MOBILE PACE, Distance 1980m, Addington - Survey 1980m

Result	TAB no.	Horse (Barrier)	1980 to	1800m to	1600m to	1400m to	1200m to	1000m to	800m to	600m to	400m to	200m to	Total or	Margin
9th	13	The Moonshadow (11)	1800m	1600m	1400m	1200m	1000m	800m	600m	400m	200m	WP	Average	
		Position in running (margin)	-	7(4.8)	5(3.8)	2(1.0)	4(2.0)	4(2.9)	5(4.9)	4(4.6)	6(6.4)	7(10.0)		17.70
		Sectional time (s)	12.77	14.48	14.36	14.62	14.59	14.44	13.53	13.79	14.21	15.16		
		Cumulative time (s)	141.95	129.18	114.70	100.34	85.72	71.13	56.69	43.16	29.37	15.16	2:21.95	
		Speed (m/s)	14.09	13.81	13.93	13.68	13.71	13.85	14.78	14.50	14.07	13.19	13.95	
		Stride length (m)	6.28	6.17	6.28	6.28	6.27	6.24	6.52	6.33	6.14	6.08	6.26	
		Stride duration (s)	0.425	0.446	0.451	0.459	0.457	0.451	0.441	0.437	0.436	0.461	0.449	
		Stride efficiency (%)	61.56	59.41	61.54	61.68	61.39	60.92	66.36	62.69	58.89	57.77	61.16	
		Stride count	28.68	32.44	31.87	31.83	31.91	32.03	30.69	31.58	32.58	32.89	316.50	

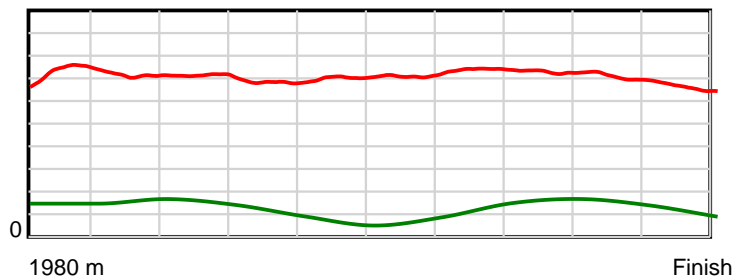
10 m Stride length



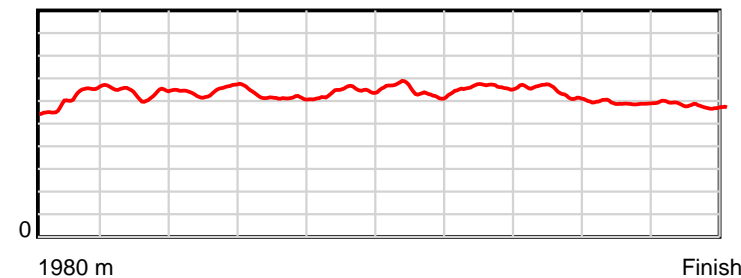
0.6 s Stride duration



20 m/sec Speed



100 % Stride efficiency



Note: Horizontal distance axis grid lines are 200m furlongs.

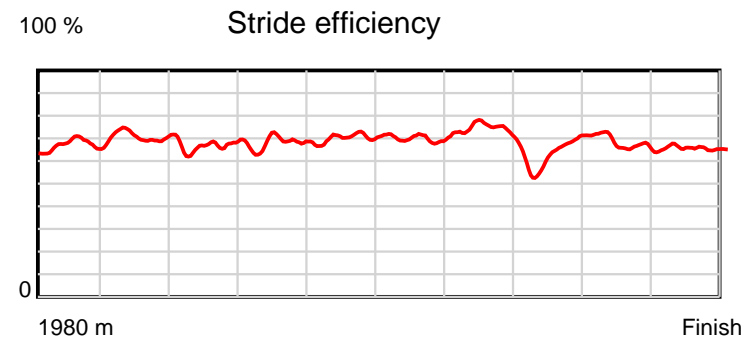
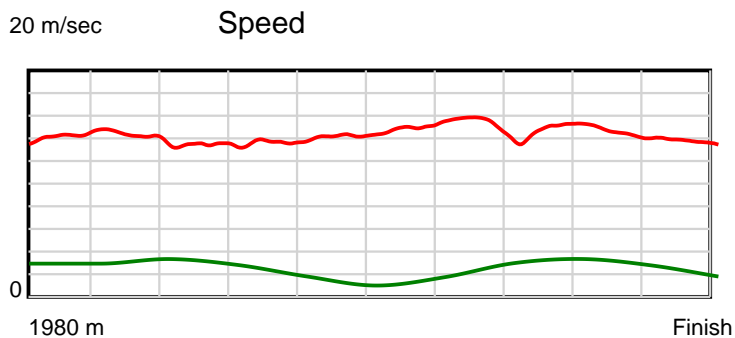
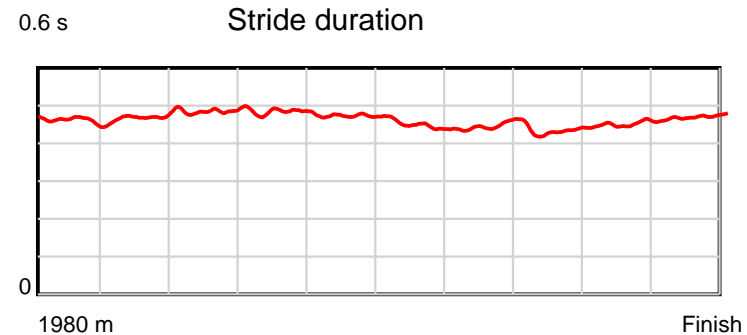
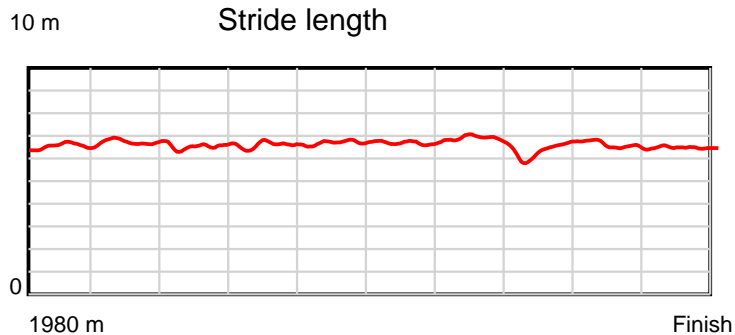
Disclaimer.

HRNZ and NZMTC and Thoroughbred Ratings Pty Ltd accepts no responsibility for the completeness or accuracy of any of the information contained herein, and makes no representations about its suitability for any particular purpose. Users should make their own judgements about those matters and/or seek independent advice. You assume all risks associated with use of the data provided on this page.

Race Results

November 13, 2018, Race 7, McMILLAN EQUINE FEEDS SIRES' STAKES SERIES FINAL MOBILE PACE, Distance 1980m, Addington - Survey 1980m

Result	TAB no.	Horse (Barrier)	1980 to	1800m to	1600m to	1400m to	1200m to	1000m to	800m to	600m to	400m to	200m to	Total or	Margin
10th	15	Major Trojan (13)	1800m	1600m	1400m	1200m	1000m	800m	600m	400m	200m	WP	Average	
		Position in running (margin)	-	12(8.6)	10(6.2)	10(7.9)	11(9.9)	11(10.2)	10(9.1)	8(7.1)	9(9.6)	12(14.0)		18.50
		Sectional time (s)	13.43	14.23	15.13	14.77	14.51	13.91	13.24	13.92	14.34	14.60		
		Cumulative time (s)	142.08	128.65	114.42	99.29	84.52	70.01	56.10	42.86	28.94	14.60	2:22.08	
		Speed (m/s)	13.40	14.05	13.22	13.54	13.78	14.38	15.11	14.37	13.95	13.70	13.94	
		Stride length (m)	6.51	6.59	6.42	6.56	6.51	6.43	6.76	6.22	6.32	6.47	6.48	
		Stride duration (s)	0.460	0.469	0.486	0.484	0.472	0.448	0.448	0.433	0.453	0.472	0.465	
		Stride efficiency (%)	66.23	67.86	64.44	67.26	66.29	64.70	71.48	60.51	62.37	65.33	65.54	
		Stride count	27.65	30.35	31.15	30.49	30.71	31.08	29.57	32.14	31.66	30.93	305.73	



Note: Horizontal distance axis grid lines are 200m furlongs.

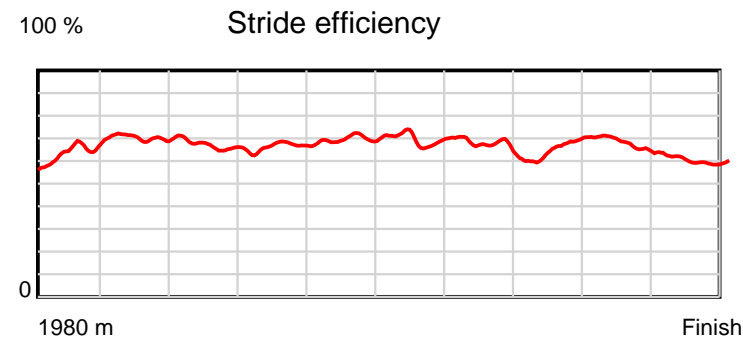
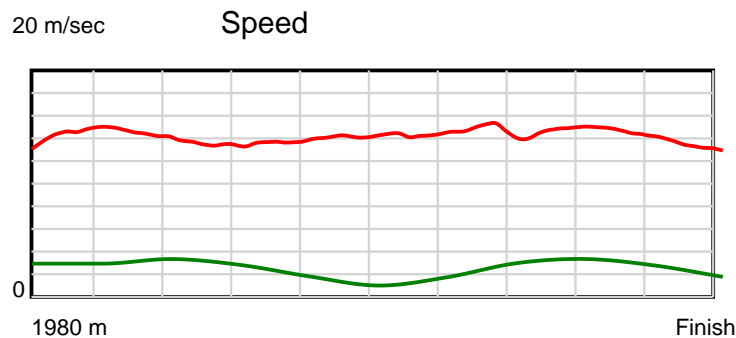
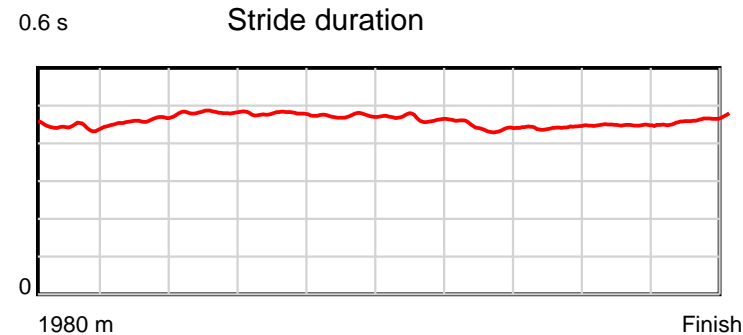
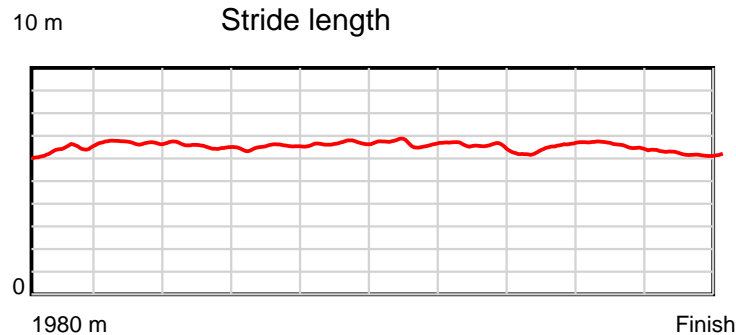
Disclaimer.

HRNZ and NZMTC and Thoroughbred Ratings Pty Ltd accepts no responsibility for the completeness or accuracy of any of the information contained herein, and makes no representations about its suitability for any particular purpose. Users should make their own judgements about those matters and/or seek independent advice. You assume all risks associated with use of the data provided on this page.

Race Results

November 13, 2018, Race 7, McMILLAN EQUINE FEEDS SIRES' STAKES SERIES FINAL MOBILE PACE, Distance 1980m, Addington - Survey 1980m

Result	TAB no.	Horse (Barrier)	1980 to	1800m to	1600m to	1400m to	1200m to	1000m to	800m to	600m to	400m to	200m to	Total or	Margin
11th	3	A Bettor Act (3)	1800m	1600m	1400m	1200m	1000m	800m	600m	400m	200m	WP	Average	
		Position in running (margin)	-	5(4.2)	2(1.7)	4(2.6)	6(4.3)	6(4.9)	7(6.4)	7(6.5)	10(9.7)	11(12.1)		18.60
		Sectional time (s)	12.60	14.23	14.98	14.74	14.54	14.35	13.59	14.03	14.01	15.02		
		Cumulative time (s)	142.09	129.49	115.26	100.28	85.54	71.00	56.65	43.06	29.03	15.02	2:22.09	
		Speed (m/s)	14.28	14.05	13.35	13.57	13.76	13.94	14.72	14.26	14.28	13.32	13.93	
		Stride length (m)	6.40	6.47	6.44	6.49	6.51	6.48	6.50	6.31	6.40	6.18	6.42	
		Stride duration (s)	0.443	0.460	0.482	0.479	0.473	0.465	0.442	0.443	0.448	0.464	0.460	
		Stride efficiency (%)	63.92	65.41	64.82	65.89	66.20	65.71	65.99	62.17	64.02	59.70	64.34	
		Stride count	28.14	30.91	31.05	30.80	30.73	30.84	30.78	31.71	31.25	32.36	308.57	



Note: Horizontal distance axis grid lines are 200m furlongs.

Disclaimer.

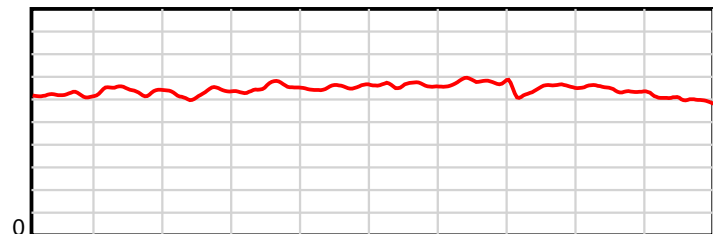
HRNZ and NZMTC and Thoroughbred Ratings Pty Ltd accepts no responsibility for the completeness or accuracy of any of the information contained herein, and makes no representations about its suitability for any particular purpose. Users should make their own judgements about those matters and/or seek independent advice. You assume all risks associated with use of the data provided on this page.

Race Results

November 13, 2018, Race 7, McMILLAN EQUINE FEEDS SIRES' STAKES SERIES FINAL MOBILE PACE, Distance 1980m, Addington - Survey 1980m

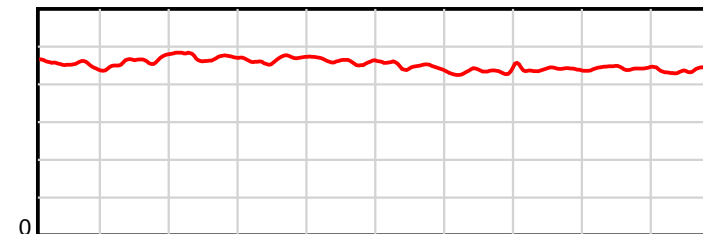
Result	TAB no.	Horse (Barrier)	1980 to	1800m to	1600m to	1400m to	1200m to	1000m to	800m to	600m to	400m to	200m to	Total or	Margin
12th	14	Bettor Getta L... (12)	1800m	1600m	1400m	1200m	1000m	800m	600m	400m	200m	WP	Average	
		Position in running (margin)	-	13(10.6)	13(11.1)	13(14.4)	13(13.9)	13(14.2)	13(13.1)	13(10.1)	11(10.2)	9(11.8)		19.10
		Sectional time (s)	13.73	14.73	15.38	14.35	14.51	13.92	13.08	13.50	13.88	15.10		
		Cumulative time (s)	142.18	128.45	113.72	98.34	83.99	69.48	55.56	42.48	28.98	15.10	2:22.18	
		Speed (m/s)	13.11	13.58	13.00	13.94	13.78	14.37	15.29	14.81	14.41	13.25	13.93	
		Stride length (m)	6.15	6.29	6.15	6.50	6.34	6.39	6.67	6.51	6.38	5.94	6.33	
		Stride duration (s)	0.452	0.463	0.473	0.466	0.460	0.444	0.436	0.439	0.443	0.448	0.454	
		Stride efficiency (%)	59.01	61.90	59.08	65.94	62.86	63.71	69.61	66.28	63.64	55.08	62.55	
		Stride count	29.29	31.78	32.53	30.79	31.53	31.32	29.97	30.71	31.34	33.69	312.95	

10 m Stride length



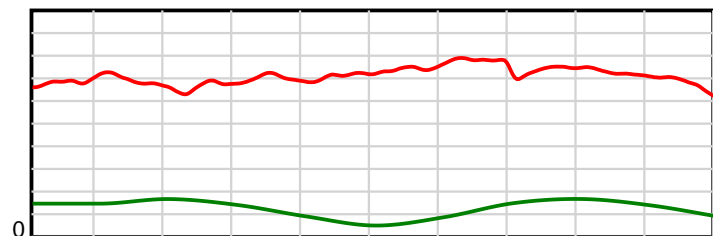
1980 m Finish

0.6 s Stride duration



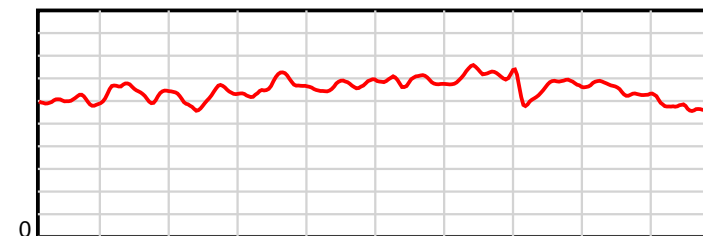
1980 m Finish

20 m/sec Speed



1980 m Finish

100 % Stride efficiency



1980 m Finish

Note: Horizontal distance axis grid lines are 200m furlongs.

Disclaimer.

HRNZ and NZMTC and Thoroughbred Ratings Pty Ltd accepts no responsibility for the completeness or accuracy of any of the information contained herein, and makes no representations about its suitability for any particular purpose. Users should make their own judgements about those matters and/or seek independent advice. You assume all risks associated with use of the data provided on this page.

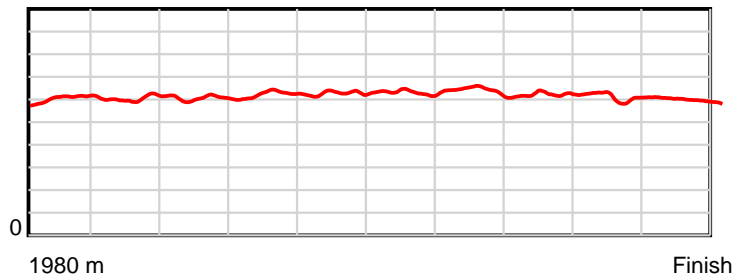


Race Results

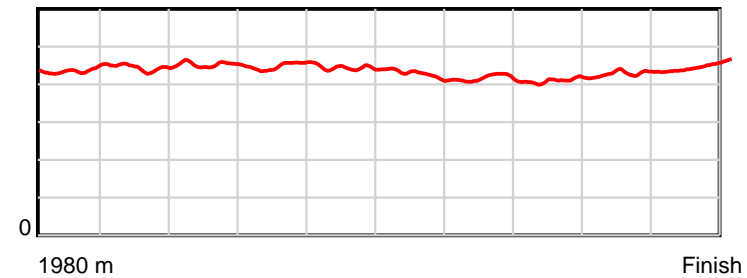
November 13, 2018, Race 7, McMILLAN EQUINE FEEDS SIRES' STAKES SERIES FINAL MOBILE PACE, Distance 1980m, Addington - Survey 1980m

Result	TAB no.	Horse (Barrier)	1980 to	1800m to	1600m to	1400m to	1200m to	1000m to	800m to	600m to	400m to	200m to	Total or	Margin
13th	6	Artstanding (6)	1800m	1600m	1400m	1200m	1000m	800m	600m	400m	200m	WP	Average	
		Position in running (margin)	-	11(7.3)	12(10.1)	12(12.4)	12(11.9)	12(12.5)	12(11.5)	11(8.4)	12(10.4)	13(16.0)		23.40
		Sectional time (s)	13.08	15.10	15.21	14.37	14.54	13.94	13.06	13.83	14.55	15.23		
		Cumulative time (s)	142.91	129.83	114.73	99.52	85.15	70.61	56.67	43.61	29.78	15.23	2:22.91	
		Speed (m/s)	13.76	13.25	13.15	13.92	13.76	14.35	15.31	14.46	13.75	13.13	13.85	
		Stride length (m)	6.05	5.89	5.96	6.25	6.09	6.11	6.38	5.94	5.92	5.90	6.04	
		Stride duration (s)	0.436	0.445	0.453	0.449	0.443	0.426	0.416	0.411	0.431	0.450	0.436	
		Stride efficiency (%)	57.20	54.16	55.42	60.99	57.92	58.43	63.54	55.15	54.79	54.47	57.10	
		Stride count	29.75	33.97	33.58	32.01	32.85	32.71	31.36	33.67	33.78	33.88	327.56	

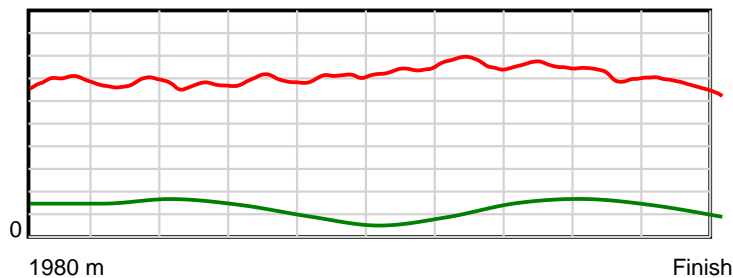
10 m Stride length



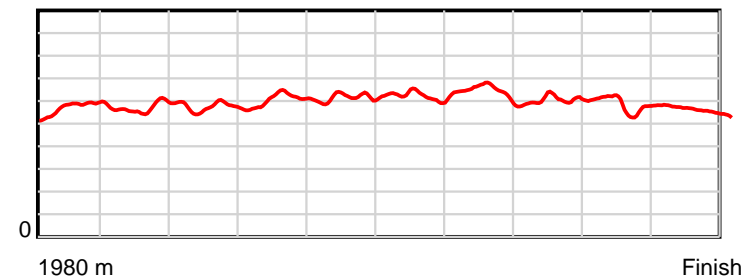
0.6 s Stride duration



20 m/sec Speed



100 % Stride efficiency



Note: Horizontal distance axis grid lines are 200m furlongs.

Disclaimer.

HRNZ and NZMTC and Thoroughbred Ratings Pty Ltd accepts no responsibility for the completeness or accuracy of any of the information contained herein, and makes no representations about its suitability for any particular purpose. Users should make their own judgements about those matters and/or seek independent advice. You assume all risks associated with use of the data provided on this page.