



## Race Results

NZ Metropolitan Trotting Club Inc, HRNZ, November 30, 2018

Compilation date: November 30, 2018, 8:49:52 PM (NZDT)

Copyright © 2018 HRNZ and NZMTC. All rights reserved.

### Trademarks.

StrideMASTER is a registered trademark of Thoroughbred Ratings Pty Ltd.

### Disclaimer.

HRNZ and NZMTC and Thoroughbred Ratings Pty Ltd accepts no responsibility for the completeness or accuracy of any of the information contained herein, and makes no representations about its suitability for any particular purpose. Users should make their own judgements about those matters and/or seek independent advice. You assume all risks associated with use of the data provided on this page.



# Race Results



November 30, 2018, Race 4, HYNDS PIPE SYSTEMS HANDICAP TROT, Distance 2600m, Addington - Survey 3200m

Result	TAB no.	Horse (Barrier)	2600 to	2400m to
1st	5	<b>Didjabringtheb... (7)</b>	<b>2400m</b>	<b>2200m</b>
		Position in running (margin)	-	4(9.4)
		Sectional time (s)	18.38	15.63
		Cumulative time (s)	200.73	182.35
		Speed (m/s)	10.88	12.80
		Stride length (m)	5.72	6.04
		Stride duration (s)	0.487	0.472
		Stride efficiency (%)	51.20	56.94
		Stride count	34.94	33.13

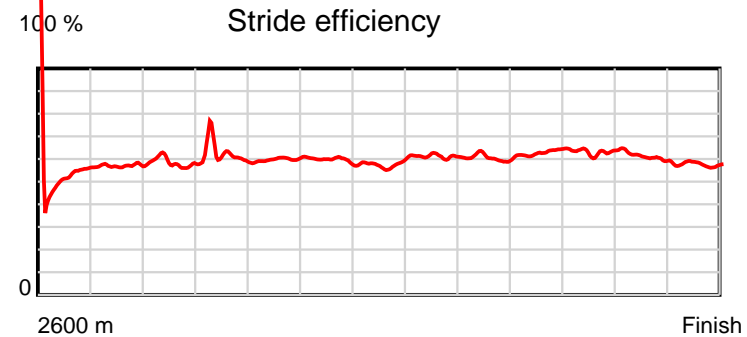
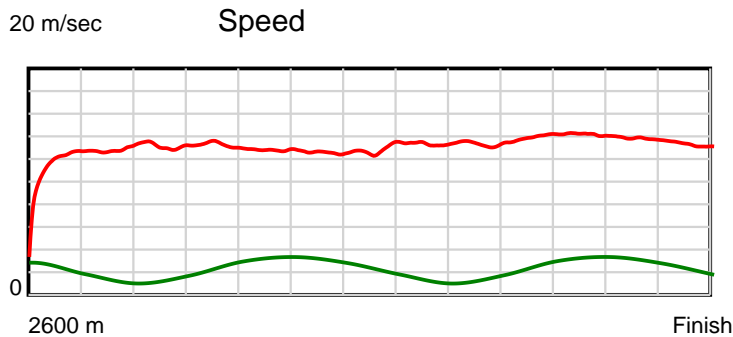
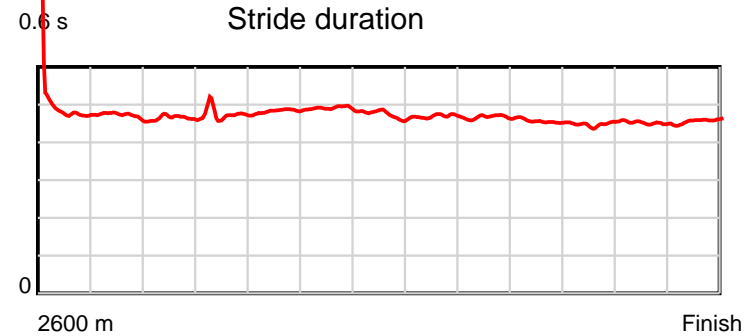
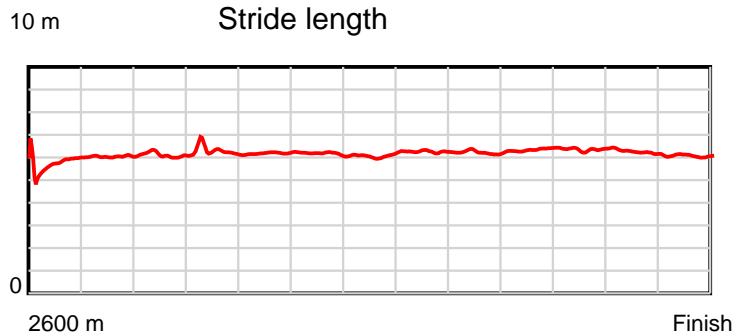
#### Disclaimer.

HRNZ and NZMTC and Thoroughbred Ratings Pty Ltd accepts no responsibility for the completeness or accuracy of any of the information contained herein, and makes no representations about its suitability for any particular purpose. Users should make their own judgements about those matters and/or seek independent advice. You assume all risks associated with use of the data provided on this page.

# Race Results

November 30, 2018, Race 4, HYNDS PIPE SYSTEMS HANDICAP TROT, Distance 2600m, Addington - Survey 3200m

Result	TAB no.	Horse (Barrier)	2200m to	2000m to	1800m to	1600m to	1400m to	1200m to	1000m to	800m to	600m to	400m to	200m to	Total or	Margin
1st	5	Didjabringtheb... (7)	2000m	1800m	1600m	1400m	1200m	1000m	800m	600m	400m	200m	WP	Average	
		Position in running (margin)	4(11.6)	4(11.1)	4(7.9)	4(8.4)	4(7.7)	4(4.8)	2(1.9)	2(0.6)	2(0.4)	2(0.6)	1(0.0)		0.00
		Sectional time (s)	15.38	15.04	15.82	15.87	15.56	15.22	15.36	14.37	14.33	14.65	15.12		
		Cumulative time (s)	166.72	151.34	136.30	120.48	104.61	89.05	73.83	58.47	44.10	29.77	15.12	3:20.73	
		Speed (m/s)	13.00	13.30	12.64	12.60	12.85	13.14	13.02	13.92	13.96	13.65	13.23	12.95	
		Stride length (m)	6.04	6.30	6.10	6.18	6.09	6.17	6.07	6.35	6.26	6.15	6.05	6.11	
		Stride duration (s)	0.464	0.474	0.483	0.491	0.474	0.469	0.467	0.456	0.448	0.451	0.458	0.472	
		Stride efficiency (%)	56.98	62.11	58.23	59.74	58.02	59.48	57.67	62.93	61.18	59.19	57.26	58.43	
		Stride count	33.12	31.72	32.76	32.35	32.82	32.42	32.92	31.52	31.96	32.50	33.04	425.20	



Note: Horizontal distance axis grid lines are 200m furlongs.

#### Disclaimer.

HRNZ and NZMTC and Thoroughbred Ratings Pty Ltd accepts no responsibility for the completeness or accuracy of any of the information contained herein, and makes no representations about its suitability for any particular purpose. Users should make their own judgements about those matters and/or seek independent advice. You assume all risks associated with use of the data provided on this page.



# Race Results



November 30, 2018, Race 4, HYNDS PIPE SYSTEMS HANDICAP TROT, Distance 2600m, Addington - Survey 3200m

Result	TAB no.	Horse (Barrier)	2600 to	2400m to
2nd	2	<b>Idle Moose (8)</b>	<b>2400m</b>	<b>2200m</b>
		Position in running (margin)	-	1(0.0)
		Sectional time (s)	16.85	15.27
		Cumulative time (s)	200.77	183.92
		Speed (m/s)	11.87	13.10
		Stride length (m)	5.53	6.14
		Stride duration (s)	0.464	0.469
		Stride efficiency (%)	47.76	58.84
		Stride count	36.18	32.59

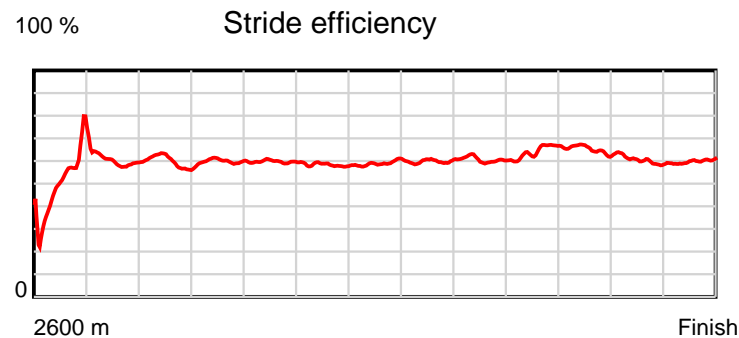
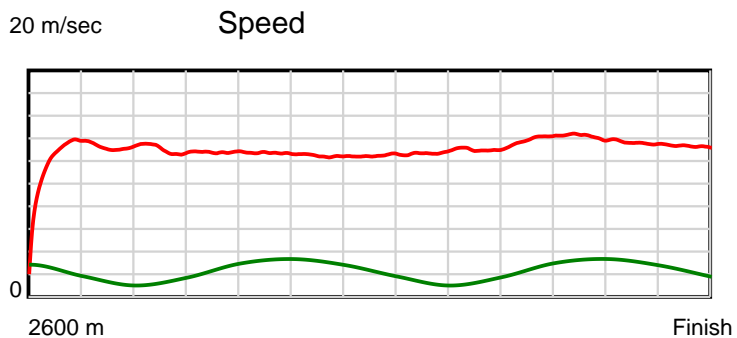
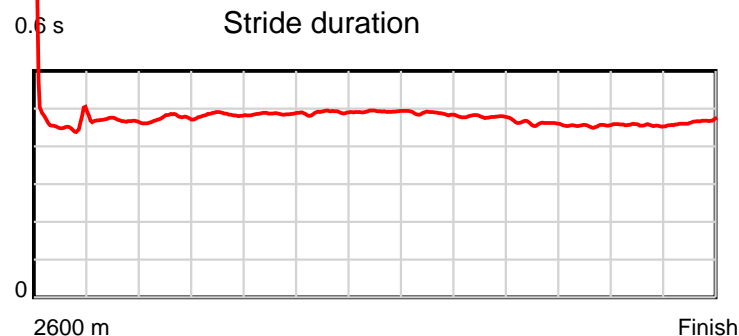
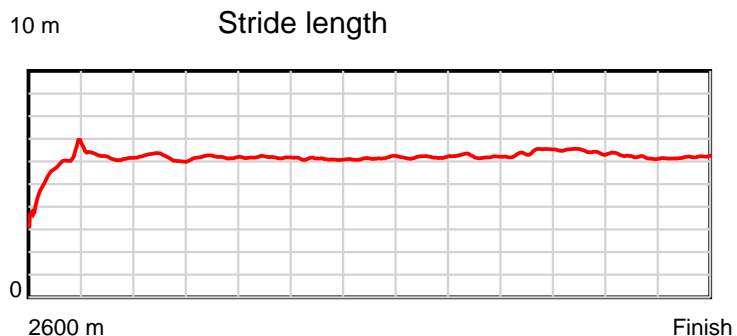
#### Disclaimer.

HRNZ and NZMTC and Thoroughbred Ratings Pty Ltd accepts no responsibility for the completeness or accuracy of any of the information contained herein, and makes no representations about its suitability for any particular purpose. Users should make their own judgements about those matters and/or seek independent advice. You assume all risks associated with use of the data provided on this page.

# Race Results

November 30, 2018, Race 4, HYNDS PIPE SYSTEMS HANDICAP TROT, Distance 2600m, Addington - Survey 3200m

Result	TAB no.	Horse (Barrier)	2200m to	2000m to	1800m to	1600m to	1400m to	1200m to	1000m to	800m to	600m to	400m to	200m to	Total or	Margin
2nd	2	Idle Moose (8)	2000m	1800m	1600m	1400m	1200m	1000m	800m	600m	400m	200m	WP	Average	
		Position in running (margin)	1(0.0)	1(0.0)	1(0.0)	1(0.0)	1(0.0)	1(0.0)	1(0.0)	1(0.0)	1(0.0)	1(0.0)	2(0.2)		0.04
		Sectional time (s)	15.45	15.57	15.74	15.98	16.05	15.70	15.57	14.40	14.30	14.78	15.11		
		Cumulative time (s)	168.65	153.20	137.63	121.89	105.91	89.86	74.16	58.59	44.19	29.89	15.11	3:20.77	
		Speed (m/s)	12.94	12.85	12.71	12.52	12.46	12.74	12.85	13.89	13.99	13.53	13.24	12.95	
		Stride length (m)	6.14	6.22	6.18	6.13	6.13	6.21	6.15	6.41	6.36	6.17	6.16	6.14	
		Stride duration (s)	0.475	0.484	0.487	0.490	0.492	0.488	0.479	0.461	0.455	0.456	0.465	0.474	
		Stride efficiency (%)	59.00	60.41	59.73	58.69	58.78	60.26	59.05	64.16	63.24	59.48	59.25	58.93	
		Stride count	32.55	32.17	32.35	32.63	32.61	32.21	32.54	31.21	31.44	32.42	32.48	423.38	



Note: Horizontal distance axis grid lines are 200m furlongs.

#### Disclaimer.

HRNZ and NZMTC and Thoroughbred Ratings Pty Ltd accepts no responsibility for the completeness or accuracy of any of the information contained herein, and makes no representations about its suitability for any particular purpose. Users should make their own judgements about those matters and/or seek independent advice. You assume all risks associated with use of the data provided on this page.



# Race Results



November 30, 2018, Race 4, HYNDS PIPE SYSTEMS HANDICAP TROT, Distance 2600m, Addington - Survey 3200m

Result	TAB no.	Horse (Barrier)	2600 to	2400m to
3rd	8	<b>BD Khaosan (3)</b>	<b>2400m</b>	<b>2200m</b>
		Position in running (margin)	-	7(19.3)
		Sectional time (s)	19.88	15.41
		Cumulative time (s)	200.79	180.91
		Speed (m/s)	10.06	12.98
		Stride length (m)	5.73	6.10
		Stride duration (s)	0.455	0.470
		Stride efficiency (%)	51.35	58.08
		Stride count	34.89	32.81

#### Disclaimer.

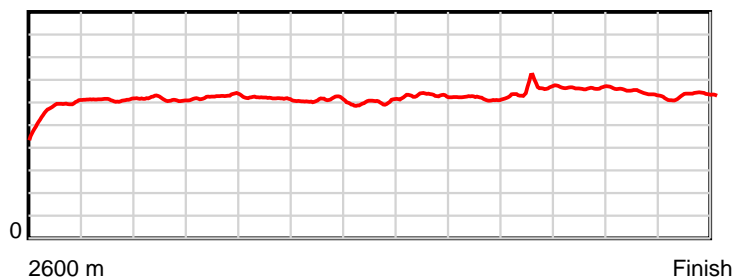
HRNZ and NZMTC and Thoroughbred Ratings Pty Ltd accepts no responsibility for the completeness or accuracy of any of the information contained herein, and makes no representations about its suitability for any particular purpose. Users should make their own judgements about those matters and/or seek independent advice. You assume all risks associated with use of the data provided on this page.

# Race Results

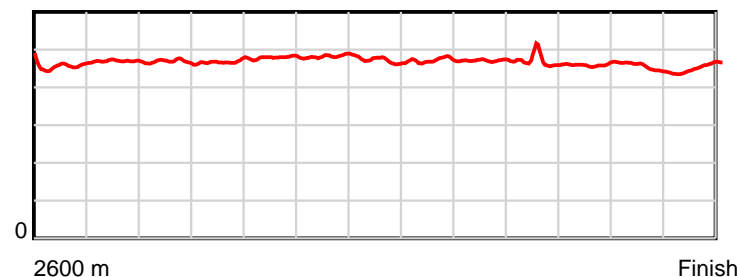
November 30, 2018, Race 4, HYNDS PIPE SYSTEMS HANDICAP TROT, Distance 2600m, Addington - Survey 3200m

Result	TAB no.	Horse (Barrier)	2200m to	2000m to	1800m to	1600m to	1400m to	1200m to	1000m to	800m to	600m to	400m to	200m to	Total or	Margin
3rd	8	<b>BD Khaosan (3)</b>	<b>2000m</b>	<b>1800m</b>	<b>1600m</b>	<b>1400m</b>	<b>1200m</b>	<b>1000m</b>	<b>800m</b>	<b>600m</b>	<b>400m</b>	<b>200m</b>	<b>WP</b>	<b>Average</b>	
		Position in running (margin)	7(20.1)	7(20.4)	7(15.7)	7(16.5)	7(14.9)	7(10.5)	6(5.5)	6(5.3)	5(4.4)	5(6.4)	5(4.3)		0.02
		Sectional time (s)	15.50	14.79	15.87	15.72	15.31	14.88	15.54	14.25	14.64	14.41	14.59		
		Cumulative time (s)	165.50	150.00	135.21	119.34	103.62	88.31	73.43	57.89	43.64	29.00	14.59	3:20.79	
		Speed (m/s)	12.90	13.52	12.60	12.72	13.06	13.44	12.87	14.04	13.66	13.88	13.71	12.95	
		Stride length (m)	6.04	6.33	6.03	6.14	6.15	6.34	6.06	6.57	6.29	6.27	6.22	6.17	
		Stride duration (s)	0.468	0.468	0.479	0.483	0.471	0.472	0.471	0.468	0.460	0.452	0.454	0.476	
		Stride efficiency (%)	57.02	62.62	56.83	58.92	59.11	62.87	57.35	67.37	61.77	61.50	60.46	59.46	
		Stride count	33.11	31.59	33.16	32.57	32.52	31.53	33.01	30.46	31.81	31.88	32.15	421.49	

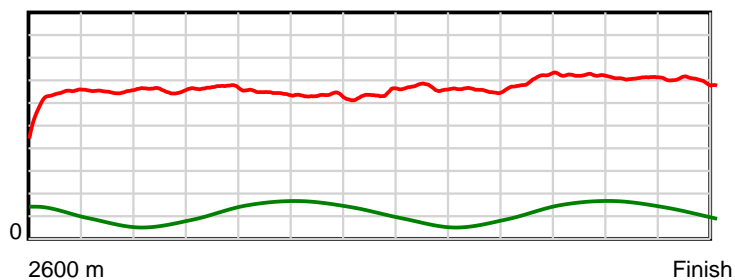
10 m Stride length



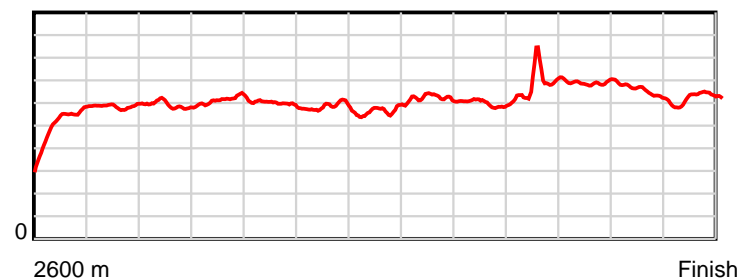
0.6 s Stride duration



20 m/sec Speed



100 % Stride efficiency



Note: Horizontal distance axis grid lines are 200m furlongs.

## Disclaimer.

HRNZ and NZMTC and Thoroughbred Ratings Pty Ltd accepts no responsibility for the completeness or accuracy of any of the information contained herein, and makes no representations about its suitability for any particular purpose. Users should make their own judgements about those matters and/or seek independent advice. You assume all risks associated with use of the data provided on this page.



# Race Results



November 30, 2018, Race 4, HYNDS PIPE SYSTEMS HANDICAP TROT, Distance 2600m, Addington - Survey 3200m

Result	TAB no.	Horse (Barrier)	2600 to	2400m to
4th	9	<b>Sundons Flyer (6)</b>	<b>2400m</b>	<b>2200m</b>
		Position in running (margin)	-	5(13.1)
		Sectional time (s)	18.84	15.40
		Cumulative time (s)	200.88	182.04
		Speed (m/s)	10.62	12.99
		Stride length (m)	5.41	5.76
		Stride duration (s)	0.419	0.443
		Stride efficiency (%)	45.81	51.81
		Stride count	36.94	34.73

#### Disclaimer.

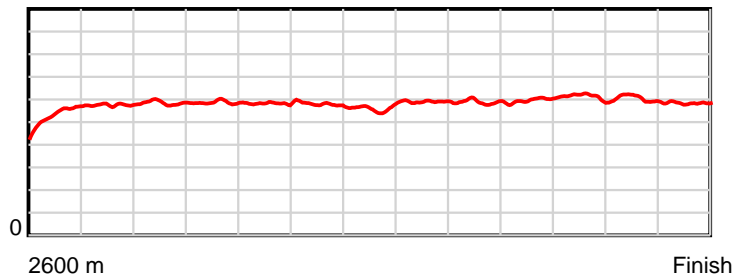
HRNZ and NZMTC and Thoroughbred Ratings Pty Ltd accepts no responsibility for the completeness or accuracy of any of the information contained herein, and makes no representations about its suitability for any particular purpose. Users should make their own judgements about those matters and/or seek independent advice. You assume all risks associated with use of the data provided on this page.

# Race Results

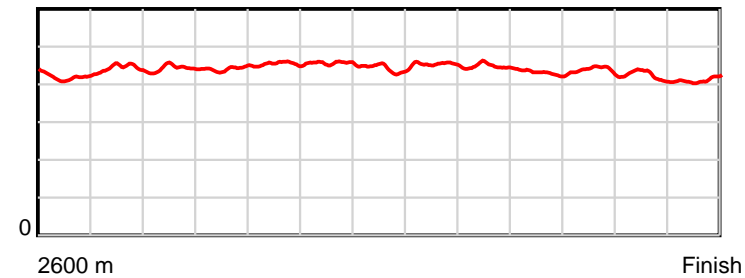
November 30, 2018, Race 4, HYNDS PIPE SYSTEMS HANDICAP TROT, Distance 2600m, Addington - Survey 3200m

Result	TAB no.	Horse (Barrier)	2200m to	2000m to	1800m to	1600m to	1400m to	1200m to	1000m to	800m to	600m to	400m to	200m to	Total or	Margin
4th	9	Sundons Flyer (6)	2000m	1800m	1600m	1400m	1200m	1000m	800m	600m	400m	200m	WP	Average	
		Position in running (margin)	5(13.8)	5(13.0)	5(9.9)	5(11.0)	5(9.8)	5(7.6)	7(5.6)	7(5.9)	8(6.6)	8(9.5)	8(6.8)		0.90
		Sectional time (s)	15.32	15.06	15.91	15.79	15.68	15.37	15.62	14.53	14.78	14.31	14.27		
		Cumulative time (s)	166.64	151.32	136.26	120.35	104.56	88.88	73.51	57.89	43.36	28.58	14.27	3:20.88	
		Speed (m/s)	13.05	13.28	12.57	12.67	12.76	13.01	12.80	13.76	13.53	13.98	14.02	12.94	
		Stride length (m)	5.77	5.87	5.70	5.78	5.64	5.91	5.73	5.93	5.92	5.91	5.79	5.78	
		Stride duration (s)	0.442	0.441	0.454	0.457	0.442	0.454	0.447	0.431	0.438	0.423	0.413	0.446	
		Stride efficiency (%)	52.07	53.75	50.84	52.27	49.71	54.55	51.28	54.99	54.83	54.54	52.42	52.13	
		Stride count	34.65	34.10	35.07	34.58	35.46	33.85	34.91	33.71	33.76	33.85	34.53	450.14	

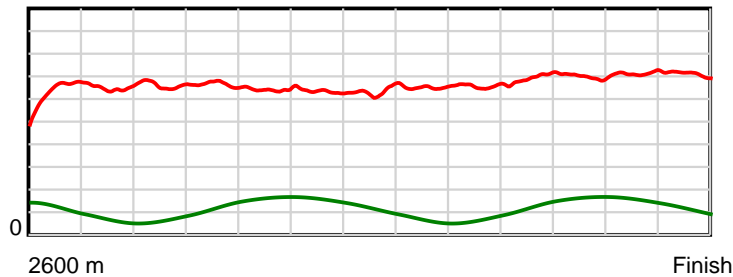
10 m Stride length



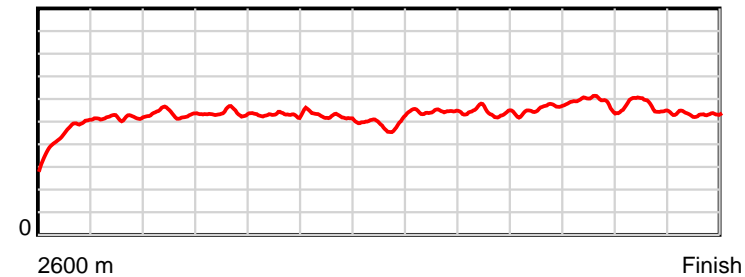
0.6 s Stride duration



20 m/sec Speed



100 % Stride efficiency



Note: Horizontal distance axis grid lines are 200m furlongs.

## Disclaimer.

HRNZ and NZMTC and Thoroughbred Ratings Pty Ltd accepts no responsibility for the completeness or accuracy of any of the information contained herein, and makes no representations about its suitability for any particular purpose. Users should make their own judgements about those matters and/or seek independent advice. You assume all risks associated with use of the data provided on this page.



# Race Results



November 30, 2018, Race 4, HYNDS PIPE SYSTEMS HANDICAP TROT, Distance 2600m, Addington - Survey 3200m

Result	TAB no.	Horse (Barrier)	2600 to	2400m to
5th	3	Majestic Hurri... (1)	2400m	2200m
		Position in running (margin)	-	8(37.0)
		Sectional time (s)	23.17	15.06
		Cumulative time (s)	200.88	177.71
		Speed (m/s)	8.63	13.28
		Stride length (m)	4.10	5.62
		Stride duration (s)	0.448	0.423
		Stride efficiency (%)	26.21	49.28
		Stride count	48.83	35.61

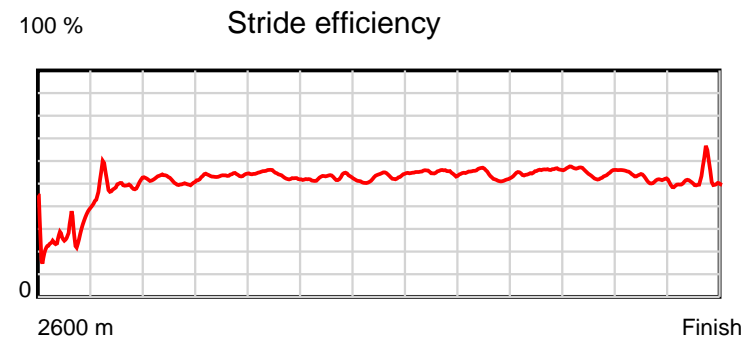
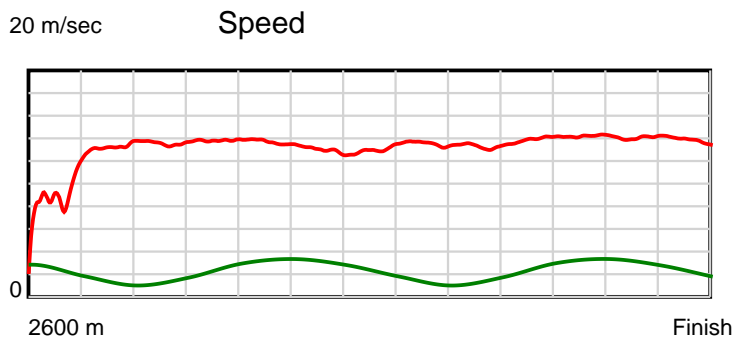
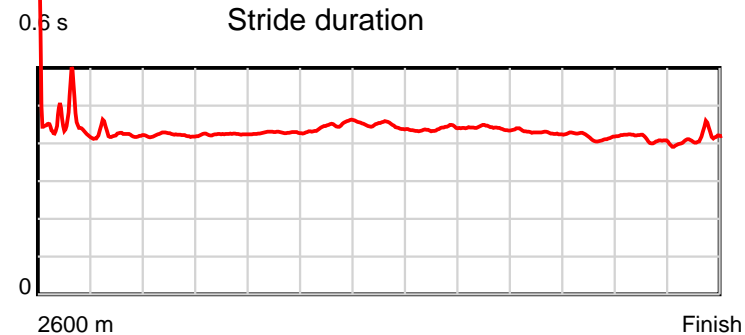
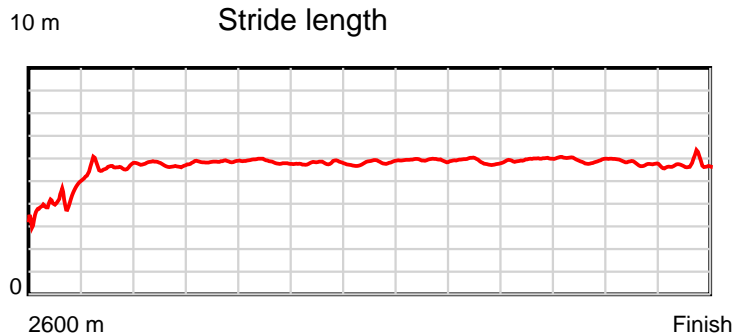
#### Disclaimer.

HRNZ and NZMTC and Thoroughbred Ratings Pty Ltd accepts no responsibility for the completeness or accuracy of any of the information contained herein, and makes no representations about its suitability for any particular purpose. Users should make their own judgements about those matters and/or seek independent advice. You assume all risks associated with use of the data provided on this page.

# Race Results

November 30, 2018, Race 4, HYNDS PIPE SYSTEMS HANDICAP TROT, Distance 2600m, Addington - Survey 3200m

Result	TAB no.	Horse (Barrier)	2200m to	2000m to	1800m to	1600m to	1400m to	1200m to	1000m to	800m to	600m to	400m to	200m to	Total or	Margin
5th	3	Majestic Hurri... (1)	2000m	1800m	1600m	1400m	1200m	1000m	800m	600m	400m	200m	WP	Average	
		Position in running (margin)	8(35.7)	8(32.2)	8(25.8)	8(19.9)	8(15.7)	8(12.3)	8(7.6)	8(6.6)	7(6.2)	6(6.6)	6(4.4)		0.90
		Sectional time (s)	14.87	14.50	14.75	15.27	15.49	14.93	15.40	14.33	14.37	14.39	14.35		
		Cumulative time (s)	162.65	147.78	133.28	118.53	103.26	87.77	72.84	57.44	43.11	28.74	14.35	3:20.88	
		Speed (m/s)	13.45	13.79	13.56	13.10	12.91	13.40	12.99	13.96	13.92	13.90	13.94	12.94	
		Stride length (m)	5.67	5.85	5.81	5.84	5.79	5.87	5.72	5.99	5.81	5.71	5.75	5.61	
		Stride duration (s)	0.422	0.424	0.428	0.446	0.448	0.438	0.441	0.429	0.418	0.411	0.413	0.433	
		Stride efficiency (%)	50.21	53.45	52.66	53.38	52.39	53.78	51.19	56.02	52.80	50.93	51.68	49.11	
		Stride count	35.28	34.20	34.45	34.22	34.54	34.09	34.94	33.40	34.41	35.03	34.78	463.78	



Note: Horizontal distance axis grid lines are 200m furlongs.

#### Disclaimer.

HRNZ and NZMTC and Thoroughbred Ratings Pty Ltd accepts no responsibility for the completeness or accuracy of any of the information contained herein, and makes no representations about its suitability for any particular purpose. Users should make their own judgements about those matters and/or seek independent advice. You assume all risks associated with use of the data provided on this page.



# Race Results



November 30, 2018, Race 4, HYNDS PIPE SYSTEMS HANDICAP TROT, Distance 2600m, Addington - Survey 3200m

Result	TAB no.	Horse (Barrier)	2600 to	2400m to
6th	7	Medusa (2)	2400m	2200m
		Position in running (margin)	-	6(15.9)
		Sectional time (s)	19.47	15.42
		Cumulative time (s)	201.07	181.60
		Speed (m/s)	10.27	12.97
		Stride length (m)	5.50	5.98
		Stride duration (s)	0.465	0.461
		Stride efficiency (%)	47.23	55.84
		Stride count	36.38	33.46

#### Disclaimer.

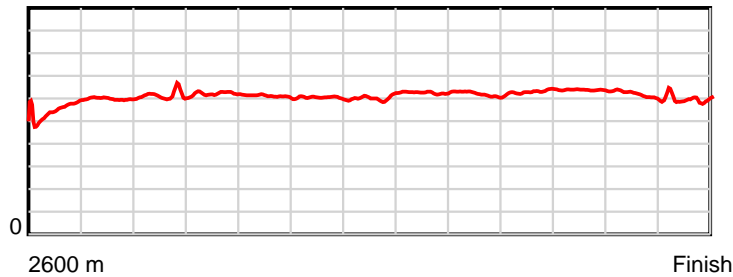
HRNZ and NZMTC and Thoroughbred Ratings Pty Ltd accepts no responsibility for the completeness or accuracy of any of the information contained herein, and makes no representations about its suitability for any particular purpose. Users should make their own judgements about those matters and/or seek independent advice. You assume all risks associated with use of the data provided on this page.

# Race Results

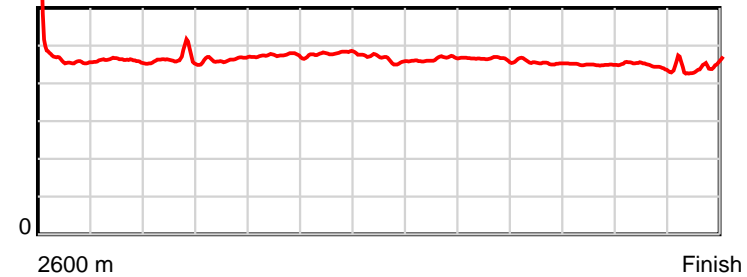
November 30, 2018, Race 4, HYNDS PIPE SYSTEMS HANDICAP TROT, Distance 2600m, Addington - Survey 3200m

Result	TAB no.	Horse (Barrier)	2200m to	2000m to	1800m to	1600m to	1400m to	1200m to	1000m to	800m to	600m to	400m to	200m to	Total or	Margin
6th	7	Medusa (2)	2000m	1800m	1600m	1400m	1200m	1000m	800m	600m	400m	200m	WP	Average	
		Position in running (margin)	6(16.8)	6(15.8)	6(12.1)	6(12.3)	6(11.5)	6(7.6)	4(3.6)	4(2.5)	3(2.3)	4(3.0)	3(2.5)		2.00
		Sectional time (s)	15.28	14.96	15.77	15.84	15.41	15.02	15.39	14.38	14.40	14.68	15.05		
		Cumulative time (s)	166.18	150.90	135.94	120.17	104.33	88.92	73.90	58.51	44.13	29.73	15.05	3:21.07	
		Speed (m/s)	13.09	13.37	12.68	12.63	12.98	13.32	13.00	13.91	13.89	13.62	13.29	12.93	
		Stride length (m)	6.06	6.18	6.01	6.06	6.04	6.18	6.04	6.33	6.24	6.07	5.93	6.04	
		Stride duration (s)	0.463	0.463	0.474	0.480	0.465	0.465	0.464	0.456	0.449	0.445	0.446	0.467	
		Stride efficiency (%)	57.36	59.74	56.42	57.32	56.95	59.75	56.95	62.71	60.77	57.57	54.87	57.01	
		Stride count	33.01	32.35	33.28	33.02	33.13	32.34	33.13	31.57	32.07	32.95	33.75	430.44	

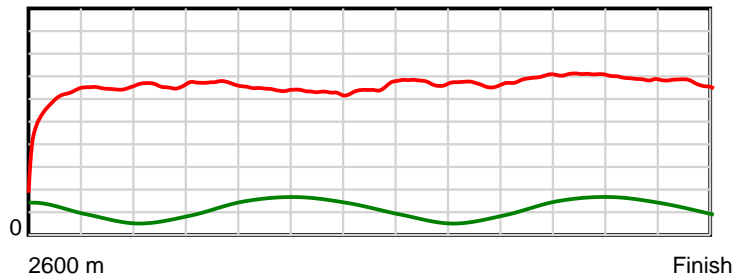
10 m Stride length



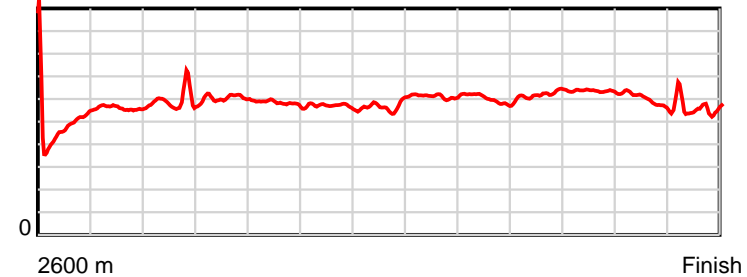
0.5 s Stride duration



20 m/sec Speed



100 % Stride efficiency



Note: Horizontal distance axis grid lines are 200m furlongs.

**Disclaimer.**

HRNZ and NZMTC and Thoroughbred Ratings Pty Ltd accepts no responsibility for the completeness or accuracy of any of the information contained herein, and makes no representations about its suitability for any particular purpose. Users should make their own judgements about those matters and/or seek independent advice. You assume all risks associated with use of the data provided on this page.



# Race Results



November 30, 2018, Race 4, HYNDS PIPE SYSTEMS HANDICAP TROT, Distance 2600m, Addington - Survey 3200m

Result	TAB no.	Horse (Barrier)	2600 to	2400m to
7th	1	<b>One Night Out (4)</b>	<b>2400m</b>	<b>2200m</b>
		Position in running (margin)	-	2(0.1)
		Sectional time (s)	16.78	15.44
		Cumulative time (s)	201.89	185.11
		Speed (m/s)	11.92	12.95
		Stride length (m)	5.34	5.92
		Stride duration (s)	0.451	0.457
		Stride efficiency (%)	44.64	54.76
		Stride count	37.42	33.79

#### Disclaimer.

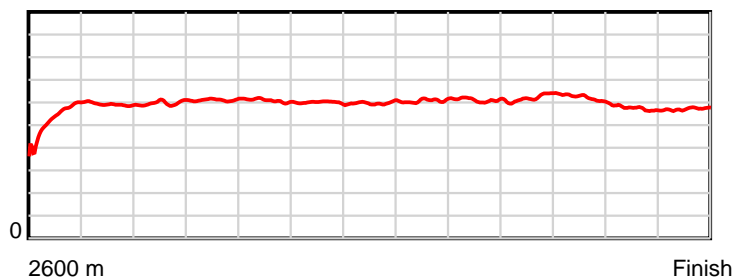
HRNZ and NZMTC and Thoroughbred Ratings Pty Ltd accepts no responsibility for the completeness or accuracy of any of the information contained herein, and makes no representations about its suitability for any particular purpose. Users should make their own judgements about those matters and/or seek independent advice. You assume all risks associated with use of the data provided on this page.

# Race Results

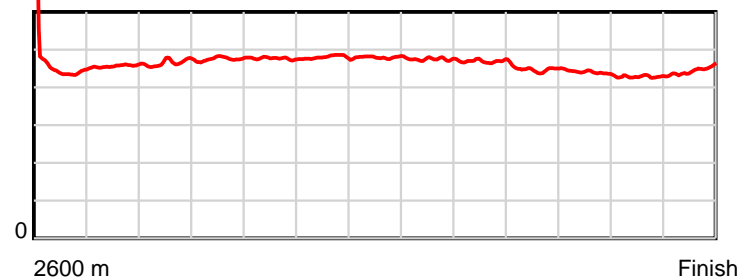
November 30, 2018, Race 4, HYNDS PIPE SYSTEMS HANDICAP TROT, Distance 2600m, Addington - Survey 3200m

Result	TAB no.	Horse (Barrier)	2200m to	2000m to	1800m to	1600m to	1400m to	1200m to	1000m to	800m to	600m to	400m to	200m to	Total or	Margin
7th	1	<b>One Night Out (4)</b>	<b>2000m</b>	<b>1800m</b>	<b>1600m</b>	<b>1400m</b>	<b>1200m</b>	<b>1000m</b>	<b>800m</b>	<b>600m</b>	<b>400m</b>	<b>200m</b>	<b>WP</b>	<b>Average</b>	
		Position in running (margin)	2(1.0)	2(3.0)	2(2.9)	2(2.6)	2(2.5)	2(2.4)	3(2.1)	3(2.3)	4(2.4)	3(2.8)	4(4.0)		6.80
		Sectional time (s)	15.77	15.56	15.69	15.96	16.04	15.66	15.60	14.42	14.36	14.97	15.64		
		Cumulative time (s)	169.67	153.90	138.34	122.65	106.69	90.65	74.99	59.39	44.97	30.61	15.64	3:21.89	
		Speed (m/s)	12.68	12.85	12.75	12.53	12.47	12.77	12.82	13.87	13.93	13.36	12.79	12.88	
		Stride length (m)	5.91	6.11	6.07	6.01	5.98	6.06	6.02	6.20	6.12	5.70	5.70	5.93	
		Stride duration (s)	0.466	0.475	0.477	0.480	0.480	0.475	0.469	0.447	0.439	0.427	0.446	0.460	
		Stride efficiency (%)	54.53	58.29	57.64	56.47	55.94	57.43	56.56	60.15	58.51	50.81	50.75	54.87	
		Stride count	33.86	32.75	32.93	33.27	33.43	32.99	33.24	32.24	32.69	35.07	35.10	438.78	

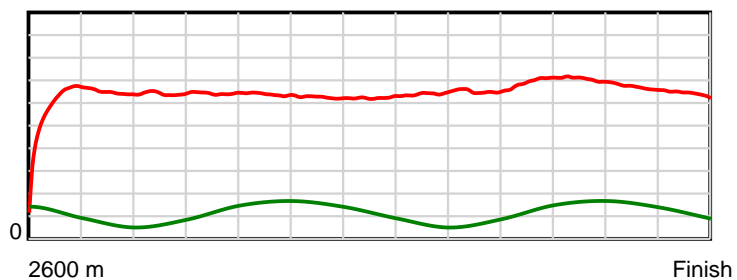
10 m Stride length



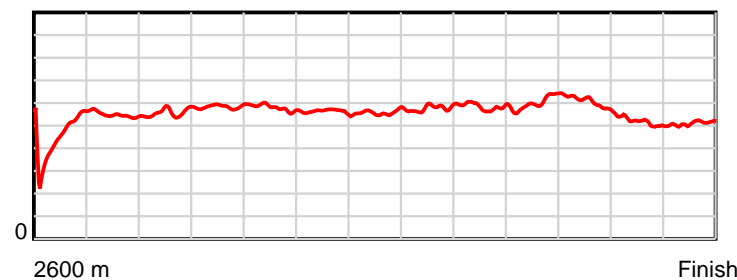
0.6 s Stride duration



20 m/sec Speed



100 % Stride efficiency



Note: Horizontal distance axis grid lines are 200m furlongs.

## Disclaimer.

HRNZ and NZMTC and Thoroughbred Ratings Pty Ltd accepts no responsibility for the completeness or accuracy of any of the information contained herein, and makes no representations about its suitability for any particular purpose. Users should make their own judgements about those matters and/or seek independent advice. You assume all risks associated with use of the data provided on this page.



# Race Results



November 30, 2018, Race 4, HYNDS PIPE SYSTEMS HANDICAP TROT, Distance 2600m, Addington - Survey 3200m

Result	TAB no.	Horse (Barrier)	2600 to 2400m	2400m to 2200m
8th	4	Izmok (5)	-	3(3.1)
		Position in running (margin)	-	3(3.1)
		Sectional time (s)	17.34	15.28
		Cumulative time (s)	202.03	184.69
		Speed (m/s)	11.54	13.09
		Stride length (m)	5.54	5.92
		Stride duration (s)	0.448	0.452
		Stride efficiency (%)	47.91	54.72
		Stride count	36.12	33.80

#### Disclaimer.

HRNZ and NZMTC and Thoroughbred Ratings Pty Ltd accepts no responsibility for the completeness or accuracy of any of the information contained herein, and makes no representations about its suitability for any particular purpose. Users should make their own judgements about those matters and/or seek independent advice. You assume all risks associated with use of the data provided on this page.

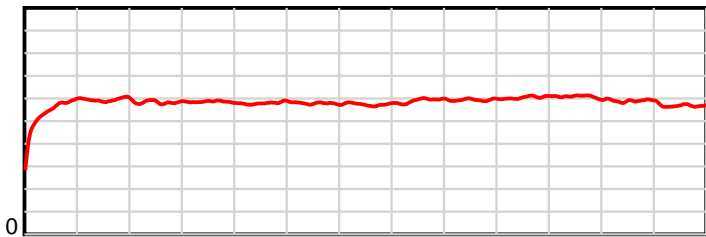
# Race Results

November 30, 2018, Race 4, HYNDS PIPE SYSTEMS HANDICAP TROT, Distance 2600m, Addington - Survey 3200m

Result	TAB no.	Horse (Barrier)	2200m to	2000m to	1800m to	1600m to	1400m to	1200m to	1000m to	800m to	600m to	400m to	200m to	Total or	Margin
8th	4	Izmok (5)	2000m	1800m	1600m	1400m	1200m	1000m	800m	600m	400m	200m	WP	Average	
		Position in running (margin)	3(3.2)	3(4.8)	3(5.1)	3(5.7)	3(5.1)	3(4.5)	5(4.5)	5(4.1)	6(5.1)	7(6.7)	7(6.2)		7.60
		Sectional time (s)	15.72	15.63	15.83	15.89	15.94	15.70	15.52	14.56	14.57	14.68	15.37		
		Cumulative time (s)	169.41	153.69	138.06	122.23	106.34	90.40	74.70	59.18	44.62	30.05	15.37	3:22.03	
		Speed (m/s)	12.72	12.80	12.63	12.59	12.55	12.74	12.89	13.74	13.73	13.62	13.01	12.87	
		Stride length (m)	5.77	5.81	5.74	5.75	5.70	5.85	5.86	6.01	5.99	5.89	5.63	5.80	
		Stride duration (s)	0.453	0.454	0.454	0.457	0.455	0.459	0.454	0.438	0.436	0.432	0.433	0.451	
		Stride efficiency (%)	51.96	52.73	51.48	51.68	50.82	53.51	53.57	56.47	56.07	54.18	49.60	52.59	
		Stride count	34.68	34.43	34.85	34.78	35.07	34.18	34.16	33.27	33.39	33.97	35.50	448.20	

10 m

Stride length

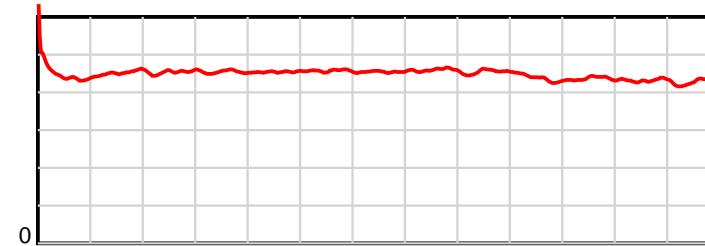


2600 m

Finish

0.6 s

Stride duration

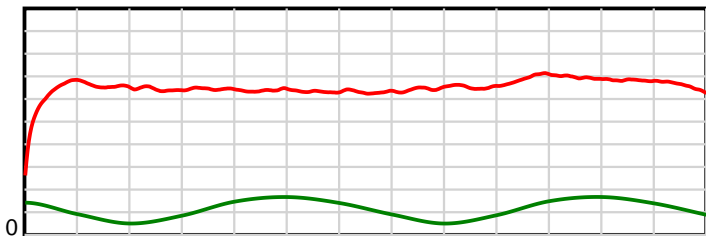


2600 m

Finish

20 m/sec

Speed

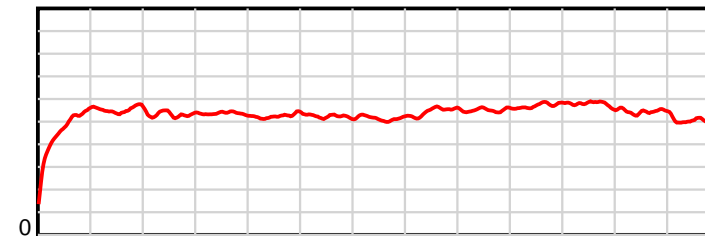


2600 m

Finish

100 %

Stride efficiency



2600 m

Finish

Note: Horizontal distance axis grid lines are 200m furlongs.

**Disclaimer.**

HRNZ and NZMTC and Thoroughbred Ratings Pty Ltd accepts no responsibility for the completeness or accuracy of any of the information contained herein, and makes no representations about its suitability for any particular purpose. Users should make their own judgements about those matters and/or seek independent advice. You assume all risks associated with use of the data provided on this page.



# Race Results



November 30, 2018, Race 4, HYNDS PIPE SYSTEMS HANDICAP TROT, Distance 2600m, Addington - Survey 3200m

Result	TAB no.	Horse (Barrier)	2600 to	2400m to
9th	6	Scarlett Banne... (0)	2400m	2200m
		Position in running (margin)	-	9(74.6)
		Sectional time (s)	29.31	25.85
		Cumulative time (s)	232.83	203.52
		Speed (m/s)	6.82	7.74
		Stride length (m)	3.57	3.83
		Stride duration (s)	0.495	0.496
		Stride efficiency (%)	19.97	22.98
		Stride count	55.95	52.15

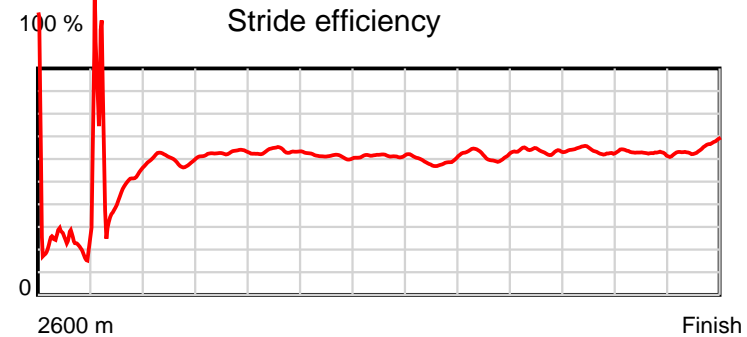
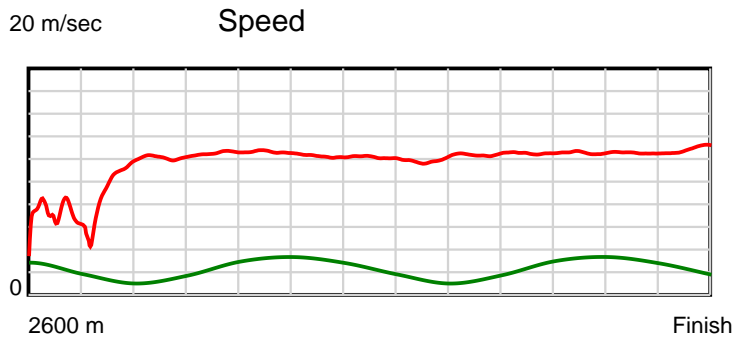
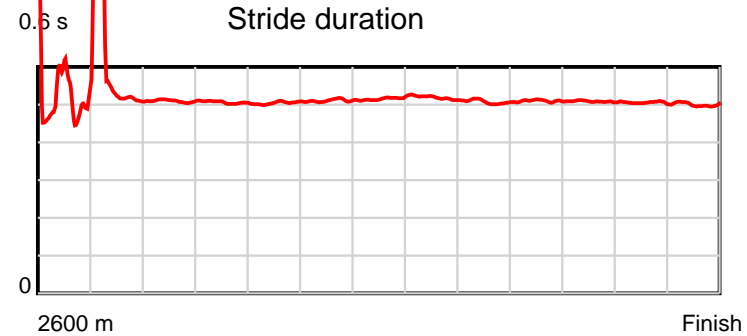
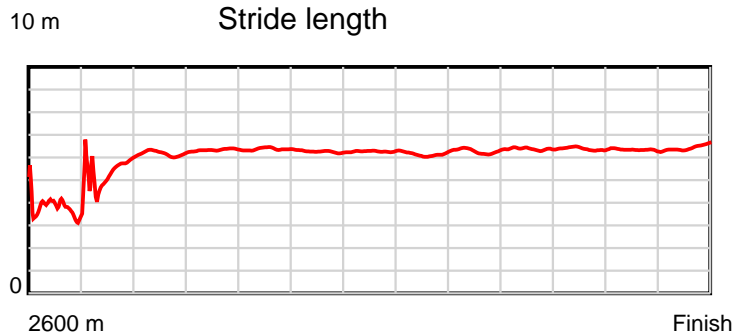
#### Disclaimer.

HRNZ and NZMTC and Thoroughbred Ratings Pty Ltd accepts no responsibility for the completeness or accuracy of any of the information contained herein, and makes no representations about its suitability for any particular purpose. Users should make their own judgements about those matters and/or seek independent advice. You assume all risks associated with use of the data provided on this page.

# Race Results

November 30, 2018, Race 4, HYNDS PIPE SYSTEMS HANDICAP TROT, Distance 2600m, Addington - Survey 3200m

Result	TAB no.	Horse (Barrier)	2200m to	2000m to	1800m to	1600m to	1400m to	1200m to	1000m to	800m to	600m to	400m to	200m to	Total or	Margin
9th	6	Scarlett Banne... (0)	2000m	1800m	1600m	1400m	1200m	1000m	800m	600m	400m	200m	WP	Average	
		Position in running (margin)	9(138.0)	9(145.2)	9(147.6)	9(148.8)	9(150.9)	9(153.2)	9(159.5)	9(163.4)	9(172.5)	9(183.3)	9(190.6)		188.80
		Sectional time (s)	16.65	15.97	15.94	16.33	16.44	16.75	16.22	15.91	16.10	15.97	15.39		
		Cumulative time (s)	177.67	161.02	145.05	129.11	112.78	96.34	79.59	63.37	47.46	31.36	15.39	3:52.83	
		Speed (m/s)	12.01	12.52	12.55	12.25	12.17	11.94	12.33	12.57	12.42	12.52	13.00	11.17	
		Stride length (m)	6.12	6.33	6.33	6.26	6.28	6.19	6.25	6.41	6.32	6.32	6.50	5.69	
		Stride duration (s)	0.510	0.506	0.505	0.511	0.516	0.518	0.507	0.510	0.509	0.505	0.501	0.509	
		Stride efficiency (%)	58.58	62.70	62.60	61.27	61.57	59.83	61.01	64.23	62.34	62.48	66.11	50.51	
		Stride count	32.66	31.57	31.60	31.94	31.86	32.32	32.01	31.20	31.66	31.63	30.75	457.30	



Note: Horizontal distance axis grid lines are 200m furlongs.

#### Disclaimer.

HRNZ and NZMTC and Thoroughbred Ratings Pty Ltd accepts no responsibility for the completeness or accuracy of any of the information contained herein, and makes no representations about its suitability for any particular purpose. Users should make their own judgements about those matters and/or seek independent advice. You assume all risks associated with use of the data provided on this page.