



## Race Results

NZ Metropolitan Trotting Club Inc, HRNZ, December 08, 2018

Compilation date: December 8, 2018, 7:26:05 PM (NZDT)

Copyright © 2018 HRNZ and NZMTC. All rights reserved.

### Trademarks.

StrideMASTER is a registered trademark of Thoroughbred Ratings Pty Ltd.

### Disclaimer.

HRNZ and NZMTC and Thoroughbred Ratings Pty Ltd accepts no responsibility for the completeness or accuracy of any of the information contained herein, and makes no representations about its suitability for any particular purpose. Users should make their own judgements about those matters and/or seek independent advice. You assume all risks associated with use of the data provided on this page.



# Race Results



December 08, 2018, Race 3, STORER MOTORS HANDICAP TROT, Distance 2600m, Addington - Survey 3200m

Result	TAB no.	Horse (Barrier)	2600 to	2400m to
1st	7	Ronald J (3)	2400m	2200m
		Position in running (margin)	-	5(8.5)
		Sectional time (s)	18.42	15.34
		Cumulative time (s)	196.36	177.94
		Speed (m/s)	10.86	13.04
		Stride length (m)	5.85	6.39
		Stride duration (s)	0.493	0.490
		Stride efficiency (%)	53.45	63.72
		Stride count	34.20	31.32

#### Disclaimer.

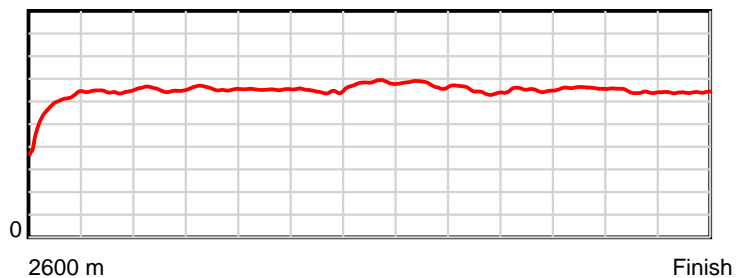
HRNZ and NZMTC and Thoroughbred Ratings Pty Ltd accepts no responsibility for the completeness or accuracy of any of the information contained herein, and makes no representations about its suitability for any particular purpose. Users should make their own judgements about those matters and/or seek independent advice. You assume all risks associated with use of the data provided on this page.

# Race Results

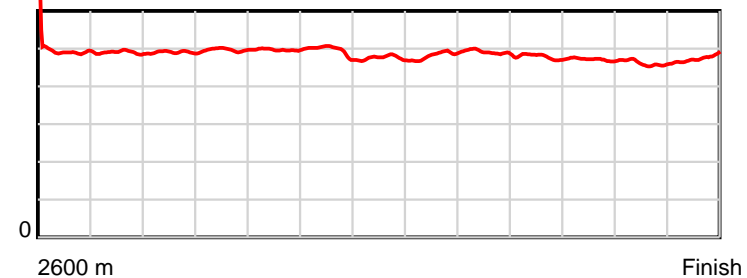
December 08, 2018, Race 3, STORER MOTORS HANDICAP TROT, Distance 2600m, Addington - Survey 3200m

Result	TAB no.	Horse (Barrier)	2200m to	2000m to	1800m to	1600m to	1400m to	1200m to	1000m to	800m to	600m to	400m to	200m to	Total or	Margin
1st	7	Ronald J (3)	2000m	1800m	1600m	1400m	1200m	1000m	800m	600m	400m	200m	WP	Average	
		Position in running (margin)	5(8.7)	5(12.1)	5(17.5)	5(15.4)	5(10.0)	2(1.2)	1(0.0)	1(0.0)	1(0.0)	1(0.0)	1(0.0)		0.00
		Sectional time (s)	15.15	15.12	15.30	15.24	13.92	14.57	15.19	14.64	14.30	14.34	14.83		
		Cumulative time (s)	162.60	147.45	132.33	117.03	101.79	87.87	73.30	58.11	43.47	29.17	14.83	3:16.36	
		Speed (m/s)	13.20	13.23	13.07	13.12	14.37	13.73	13.17	13.66	13.99	13.95	13.49	13.24	
		Stride length (m)	6.47	6.58	6.50	6.49	6.83	6.63	6.45	6.54	6.59	6.43	6.42	6.47	
		Stride duration (s)	0.490	0.497	0.497	0.495	0.475	0.483	0.490	0.478	0.471	0.461	0.476	0.488	
		Stride efficiency (%)	65.43	67.57	66.00	65.86	72.82	68.64	65.01	66.77	67.93	64.58	64.46	65.34	
		Stride count	30.91	30.41	30.77	30.81	29.30	30.18	31.01	30.60	30.33	31.11	31.14	402.09	

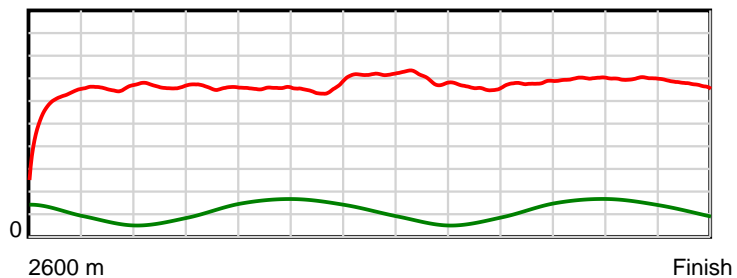
10 m Stride length



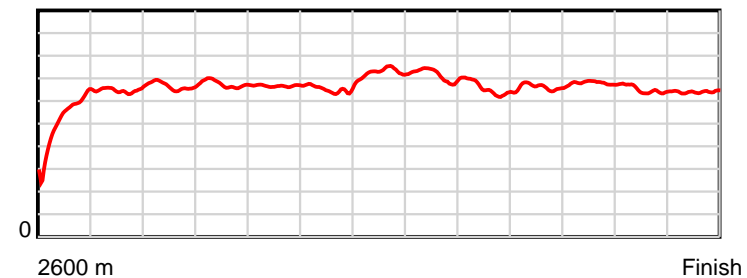
0.5 s Stride duration



20 m/sec Speed



100 % Stride efficiency



Note: Horizontal distance axis grid lines are 200m furlongs.

## Disclaimer.

HRNZ and NZMTC and Thoroughbred Ratings Pty Ltd accepts no responsibility for the completeness or accuracy of any of the information contained herein, and makes no representations about its suitability for any particular purpose. Users should make their own judgements about those matters and/or seek independent advice. You assume all risks associated with use of the data provided on this page.



# Race Results



December 08, 2018, Race 3, STORER MOTORS HANDICAP TROT, Distance 2600m, Addington - Survey 3200m

Result	TAB no.	Horse (Barrier)	2600 to	2400m to
2nd	6	<b>Splash Cola (0)</b>	<b>2400m</b>	<b>2200m</b>
		Position in running (margin)	-	2(0.5)
		Sectional time (s)	16.97	15.20
		Cumulative time (s)	197.04	180.07
		Speed (m/s)	11.79	13.16
		Stride length (m)	5.58	6.06
		Stride duration (s)	0.478	0.460
		Stride efficiency (%)	48.70	57.35
		Stride count	35.83	33.01

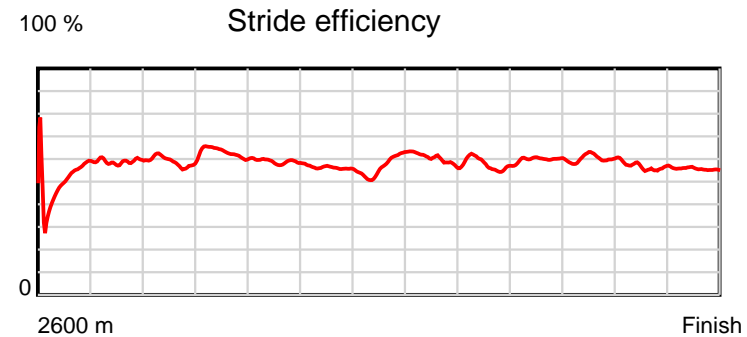
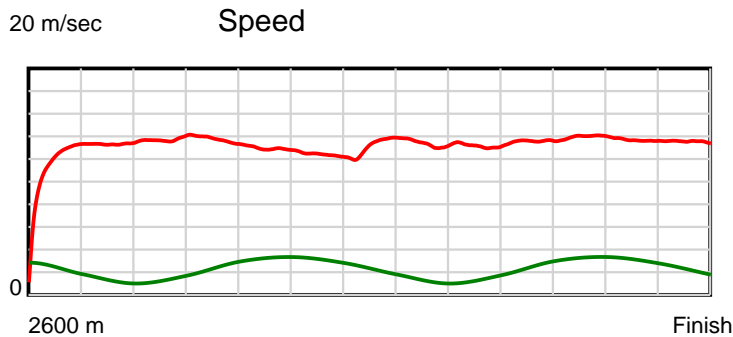
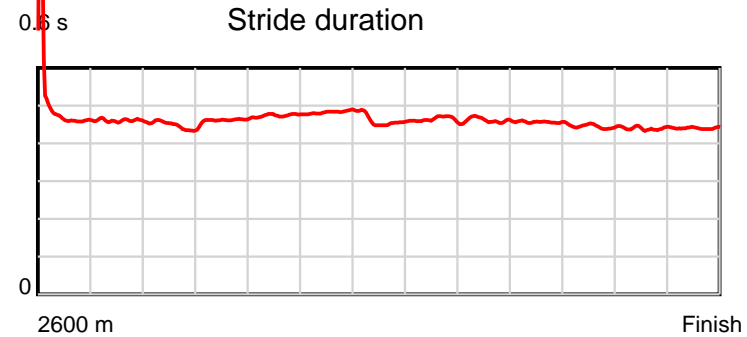
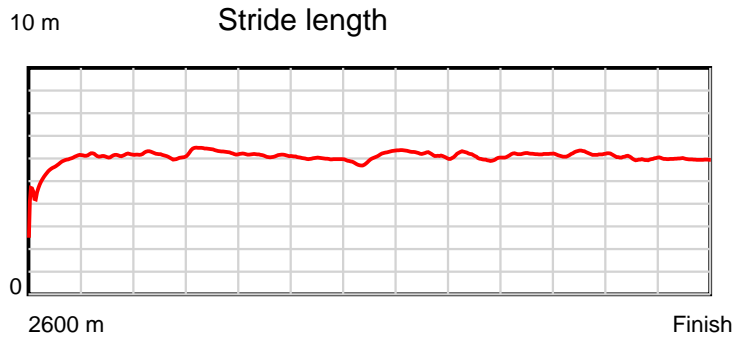
#### Disclaimer.

HRNZ and NZMTC and Thoroughbred Ratings Pty Ltd accepts no responsibility for the completeness or accuracy of any of the information contained herein, and makes no representations about its suitability for any particular purpose. Users should make their own judgements about those matters and/or seek independent advice. You assume all risks associated with use of the data provided on this page.

# Race Results

December 08, 2018, Race 3, STORER MOTORS HANDICAP TROT, Distance 2600m, Addington - Survey 3200m

Result	TAB no.	Horse (Barrier)	2200m to	2000m to	1800m to	1600m to	1400m to	1200m to	1000m to	800m to	600m to	400m to	200m to	Total or	Margin
2nd	6	<b>Splash Cola (0)</b>	<b>2000m</b>	<b>1800m</b>	<b>1600m</b>	<b>1400m</b>	<b>1200m</b>	<b>1000m</b>	<b>800m</b>	<b>600m</b>	<b>400m</b>	<b>200m</b>	<b>WP</b>	<b>Average</b>	
		Position in running (margin)	1(0.0)	2(0.4)	2(2.4)	2(2.1)	2(1.7)	1(0.0)	2(1.5)	2(2.2)	2(2.8)	2(3.5)	2(5.0)		3.80
		Sectional time (s)	14.66	14.55	15.58	16.10	15.09	15.03	15.29	14.75	14.41	14.57	14.84		
		Cumulative time (s)	164.87	150.21	135.66	120.08	103.98	88.89	73.86	58.57	43.82	29.41	14.84	3:17.04	
		Speed (m/s)	13.64	13.75	12.84	12.42	13.25	13.31	13.08	13.56	13.88	13.73	13.48	13.20	
		Stride length (m)	6.10	6.36	6.09	6.00	6.10	6.17	6.03	6.19	6.17	6.03	5.94	6.06	
		Stride duration (s)	0.447	0.463	0.474	0.483	0.460	0.463	0.461	0.456	0.445	0.439	0.441	0.459	
		Stride efficiency (%)	58.13	63.23	57.89	56.25	58.05	59.40	56.90	59.88	59.45	56.78	55.11	57.33	
		Stride count	32.79	31.44	32.86	33.33	32.81	32.44	33.14	32.31	32.42	33.18	33.68	429.24	



Note: Horizontal distance axis grid lines are 200m furlongs.

#### Disclaimer.

HRNZ and NZMTC and Thoroughbred Ratings Pty Ltd accepts no responsibility for the completeness or accuracy of any of the information contained herein, and makes no representations about its suitability for any particular purpose. Users should make their own judgements about those matters and/or seek independent advice. You assume all risks associated with use of the data provided on this page.



# Race Results



December 08, 2018, Race 3, STORER MOTORS HANDICAP TROT, Distance 2600m, Addington - Survey 3200m

Result	TAB no.	Horse (Barrier)	2600 to	2400m to
3rd	10	<b>The Dominator (1)</b>	<b>2400m</b>	<b>2200m</b>
		Position in running (margin)	-	9(14.3)
		Sectional time (s)	19.37	15.88
		Cumulative time (s)	197.07	177.70
		Speed (m/s)	10.33	12.59
		Stride length (m)	5.82	6.21
		Stride duration (s)	0.509	0.493
		Stride efficiency (%)	52.95	60.29
		Stride count	34.36	32.20

#### Disclaimer.

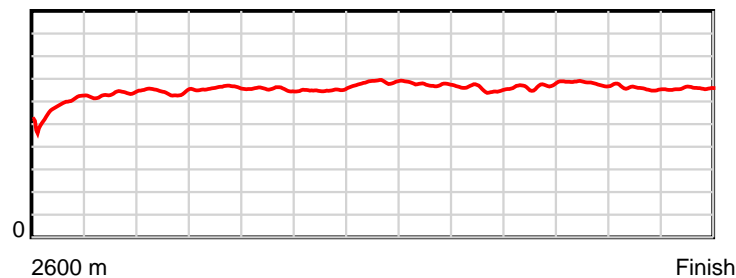
HRNZ and NZMTC and Thoroughbred Ratings Pty Ltd accepts no responsibility for the completeness or accuracy of any of the information contained herein, and makes no representations about its suitability for any particular purpose. Users should make their own judgements about those matters and/or seek independent advice. You assume all risks associated with use of the data provided on this page.

# Race Results

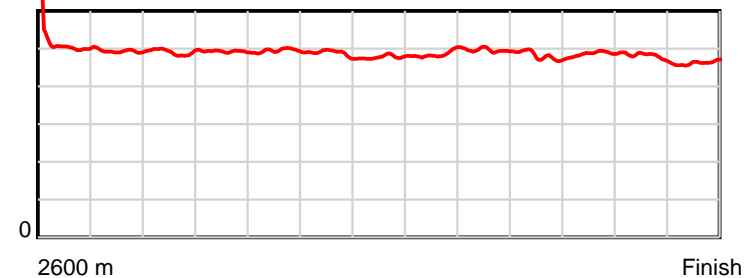
December 08, 2018, Race 3, STORER MOTORS HANDICAP TROT, Distance 2600m, Addington - Survey 3200m

Result	TAB no.	Horse (Barrier)	2200m to	2000m to	1800m to	1600m to	1400m to	1200m to	1000m to	800m to	600m to	400m to	200m to	Total or	Margin
3rd	10	<b>The Dominator (1)</b>	<b>2000m</b>	<b>1800m</b>	<b>1600m</b>	<b>1400m</b>	<b>1200m</b>	<b>1000m</b>	<b>800m</b>	<b>600m</b>	<b>400m</b>	<b>200m</b>	<b>WP</b>	<b>Average</b>	
		Position in running (margin)	9(17.9)	9(23.2)	9(27.6)	9(25.7)	9(18.2)	8(9.9)	7(7.8)	7(7.6)	8(6.3)	6(7.8)	4(9.3)		4.00
		Sectional time (s)	15.47	14.96	15.32	14.91	13.99	14.43	15.16	14.41	14.55	14.59	14.03		
		Cumulative time (s)	161.82	146.35	131.39	116.07	101.16	87.17	72.74	57.58	43.17	28.62	14.03	3:17.07	
		Speed (m/s)	12.93	13.37	13.05	13.41	14.30	13.86	13.19	13.88	13.75	13.71	14.26	13.19	
		Stride length (m)	6.35	6.58	6.46	6.54	6.84	6.74	6.53	6.67	6.70	6.57	6.61	6.50	
		Stride duration (s)	0.492	0.492	0.494	0.488	0.478	0.486	0.495	0.481	0.487	0.479	0.464	0.493	
		Stride efficiency (%)	63.10	67.56	65.12	66.89	73.01	71.00	66.73	69.52	70.09	67.39	68.18	65.98	
		Stride count	31.47	30.42	30.98	30.57	29.26	29.67	30.61	29.99	29.86	30.46	30.28	400.13	

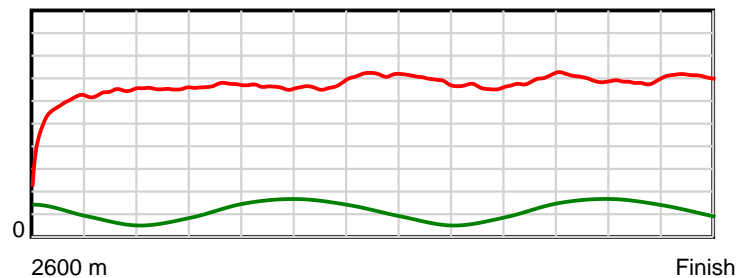
10 m Stride length



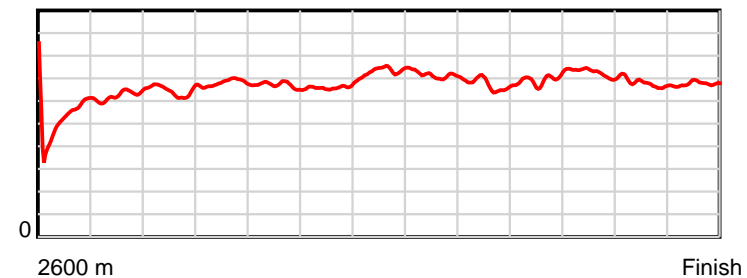
0.6 s Stride duration



20 m/sec Speed



100 % Stride efficiency



Note: Horizontal distance axis grid lines are 200m furlongs.

## Disclaimer.

HRNZ and NZMTC and Thoroughbred Ratings Pty Ltd accepts no responsibility for the completeness or accuracy of any of the information contained herein, and makes no representations about its suitability for any particular purpose. Users should make their own judgements about those matters and/or seek independent advice. You assume all risks associated with use of the data provided on this page.



# Race Results



December 08, 2018, Race 3, STORER MOTORS HANDICAP TROT, Distance 2600m, Addington - Survey 3200m

Result	TAB no.	Horse (Barrier)	2600 to	2400m to
4th	4	<b>Over The Love (2)</b>	<b>2400m</b>	<b>2200m</b>
		Position in running (margin)	-	8(13.0)
		Sectional time (s)	19.25	15.68
		Cumulative time (s)	197.56	178.31
		Speed (m/s)	10.39	12.76
		Stride length (m)	5.14	6.09
		Stride duration (s)	0.483	0.478
		Stride efficiency (%)	41.32	57.98
		Stride count	38.89	32.83

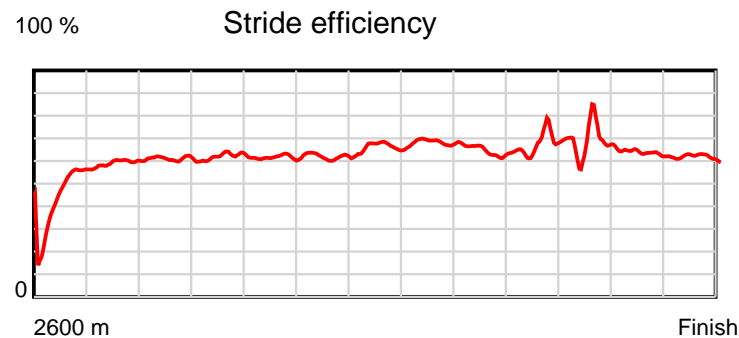
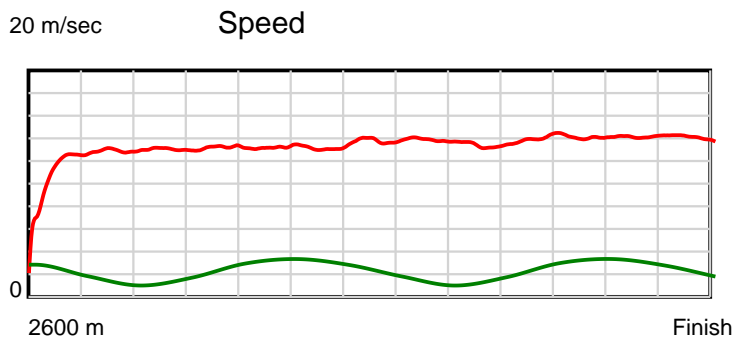
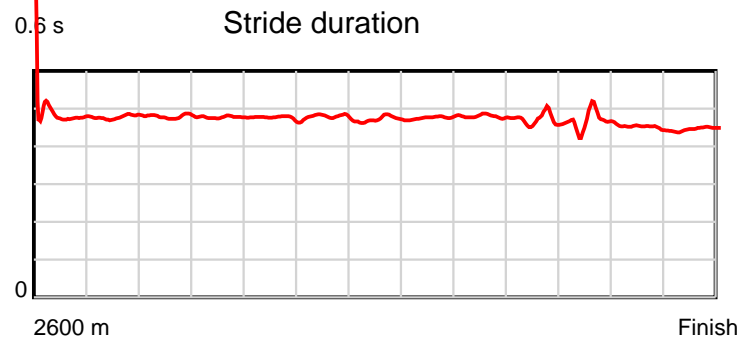
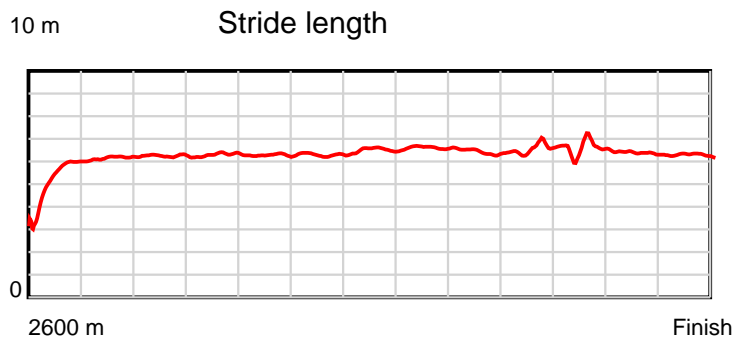
#### Disclaimer.

HRNZ and NZMTC and Thoroughbred Ratings Pty Ltd accepts no responsibility for the completeness or accuracy of any of the information contained herein, and makes no representations about its suitability for any particular purpose. Users should make their own judgements about those matters and/or seek independent advice. You assume all risks associated with use of the data provided on this page.

# Race Results

December 08, 2018, Race 3, STORER MOTORS HANDICAP TROT, Distance 2600m, Addington - Survey 3200m

Result	TAB no.	Horse (Barrier)	2200m to	2000m to	1800m to	1600m to	1400m to	1200m to	1000m to	800m to	600m to	400m to	200m to	Total or	Margin
4th	4	<b>Over The Love (2)</b>	<b>2000m</b>	<b>1800m</b>	<b>1600m</b>	<b>1400m</b>	<b>1200m</b>	<b>1000m</b>	<b>800m</b>	<b>600m</b>	<b>400m</b>	<b>200m</b>	<b>WP</b>	<b>Average</b>	
		Position in running (margin)	8(15.3)	8(20.1)	8(25.1)	8(22.7)	8(17.5)	9(11.8)	9(10.5)	9(10.0)	9(8.0)	9(10.1)	7(11.6)		6.70
		Sectional time (s)	15.39	15.06	15.24	15.28	14.44	14.55	15.10	14.31	14.64	14.59	14.03		
		Cumulative time (s)	162.63	147.24	132.18	116.94	101.66	87.22	72.67	57.57	43.26	28.62	14.03	3:17.56	
		Speed (m/s)	13.00	13.28	13.12	13.09	13.85	13.75	13.25	13.98	13.66	13.71	14.26	13.16	
		Stride length (m)	6.22	6.34	6.24	6.27	6.54	6.55	6.34	6.54	6.33	6.16	6.37	6.22	
		Stride duration (s)	0.479	0.477	0.475	0.479	0.472	0.476	0.479	0.468	0.463	0.450	0.447	0.473	
		Stride efficiency (%)	60.49	62.84	60.84	61.41	66.84	67.03	62.82	66.78	62.55	59.38	63.41	60.44	
		Stride count	32.15	31.54	32.05	31.90	30.58	30.54	31.54	30.59	31.61	32.45	31.40	418.07	



Note: Horizontal distance axis grid lines are 200m furlongs.

#### Disclaimer.

HRNZ and NZMTC and Thoroughbred Ratings Pty Ltd accepts no responsibility for the completeness or accuracy of any of the information contained herein, and makes no representations about its suitability for any particular purpose. Users should make their own judgements about those matters and/or seek independent advice. You assume all risks associated with use of the data provided on this page.



# Race Results



December 08, 2018, Race 3, STORER MOTORS HANDICAP TROT, Distance 2600m, Addington - Survey 3200m

Result	TAB no.	Horse (Barrier)	2600 to	2400m to
5th	12	Harriet Of Mot (4)	2400m	2200m
		Position in running (margin)	-	10(17.3)
		Sectional time (s)	19.72	15.78
		Cumulative time (s)	197.64	177.92
		Speed (m/s)	10.14	12.67
		Stride length (m)	5.69	5.79
		Stride duration (s)	0.458	0.457
		Stride efficiency (%)	50.60	52.43
		Stride count	35.15	34.53

#### Disclaimer.

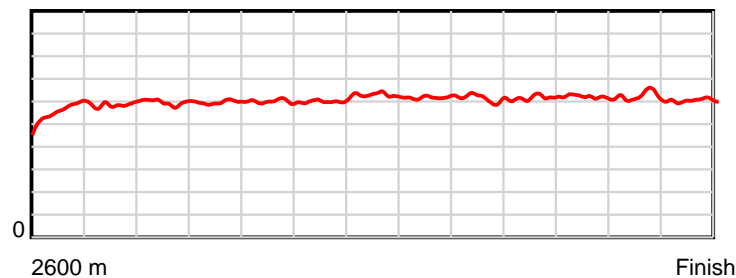
HRNZ and NZMTC and Thoroughbred Ratings Pty Ltd accepts no responsibility for the completeness or accuracy of any of the information contained herein, and makes no representations about its suitability for any particular purpose. Users should make their own judgements about those matters and/or seek independent advice. You assume all risks associated with use of the data provided on this page.

# Race Results

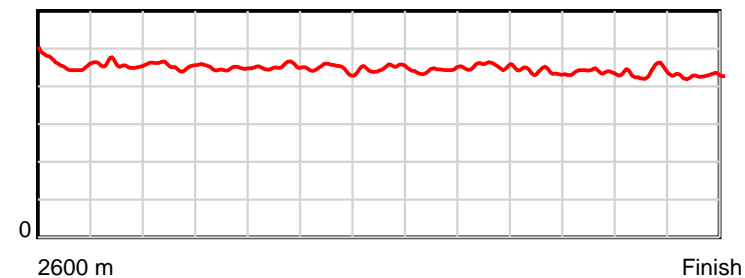
December 08, 2018, Race 3, STORER MOTORS HANDICAP TROT, Distance 2600m, Addington - Survey 3200m

Result	TAB no.	Horse (Barrier)	2200m to	2000m to	1800m to	1600m to	1400m to	1200m to	1000m to	800m to	600m to	400m to	200m to	Total or	Margin
5th	12	Harriet Of Mot (4)	2000m	1800m	1600m	1400m	1200m	1000m	800m	600m	400m	200m	WP	Average	
		Position in running (margin)	10(20.3)	10(25.7)	10(30.0)	10(28.1)	10(20.4)	10(13.6)	10(12.7)	10(12.6)	10(10.0)	10(12.2)	8(11.7)		7.10
		Sectional time (s)	15.50	14.94	15.32	14.87	14.26	14.61	15.17	14.21	14.65	14.26	14.35		
		Cumulative time (s)	162.14	146.64	131.70	116.38	101.51	87.25	72.64	57.47	43.26	28.61	14.35	3:17.64	
		Speed (m/s)	12.90	13.39	13.05	13.45	14.03	13.69	13.18	14.07	13.65	14.03	13.94	13.16	
		Stride length (m)	5.87	6.00	5.91	6.01	6.30	6.06	5.98	6.17	5.98	6.13	5.97	5.99	
		Stride duration (s)	0.455	0.448	0.453	0.446	0.449	0.443	0.454	0.439	0.438	0.437	0.428	0.455	
		Stride efficiency (%)	53.83	56.32	54.58	56.36	62.12	57.45	55.86	59.56	55.92	58.65	55.60	55.99	
		Stride count	34.08	33.31	33.84	33.30	31.72	32.98	33.45	32.39	33.43	32.65	33.53	434.36	

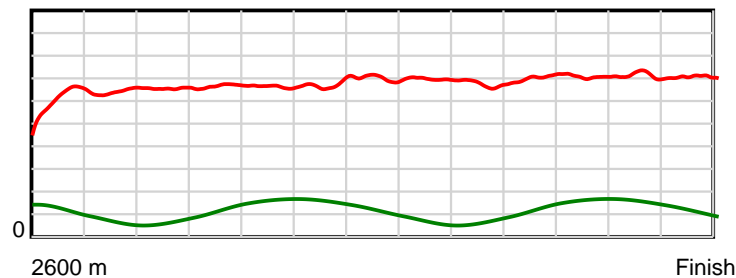
10 m Stride length



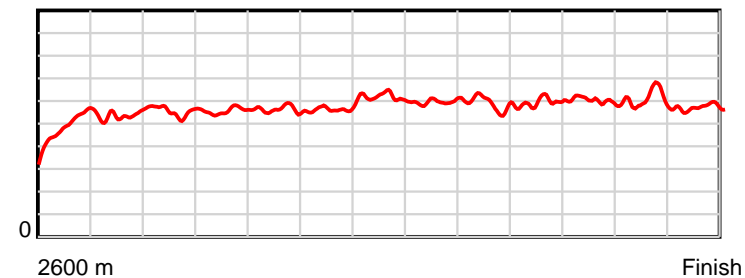
0.6 s Stride duration



20 m/sec Speed



100 % Stride efficiency



Note: Horizontal distance axis grid lines are 200m furlongs.

## Disclaimer.

HRNZ and NZMTC and Thoroughbred Ratings Pty Ltd accepts no responsibility for the completeness or accuracy of any of the information contained herein, and makes no representations about its suitability for any particular purpose. Users should make their own judgements about those matters and/or seek independent advice. You assume all risks associated with use of the data provided on this page.



# Race Results



December 08, 2018, Race 3, STORER MOTORS HANDICAP TROT, Distance 2600m, Addington - Survey 3200m

Result	TAB no.	Horse (Barrier)	2600 to	2400m to
6th	8	<b>BD Khaosan (7)</b>	<b>2400m</b>	<b>2200m</b>
		Position in running (margin)	-	6(10.7)
		Sectional time (s)	18.82	15.60
		Cumulative time (s)	197.74	178.92
		Speed (m/s)	10.63	12.82
		Stride length (m)	5.43	5.97
		Stride duration (s)	0.461	0.465
		Stride efficiency (%)	46.05	55.61
		Stride count	36.84	33.53

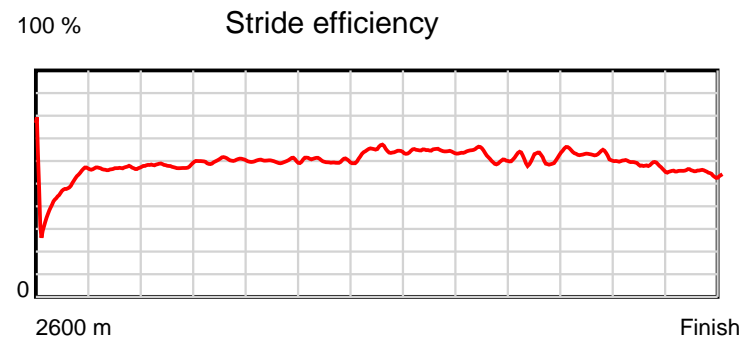
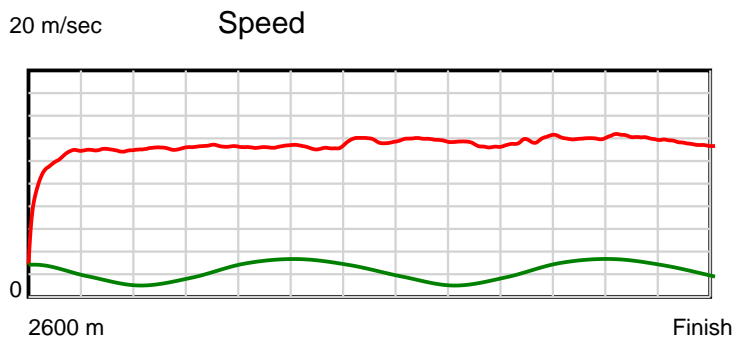
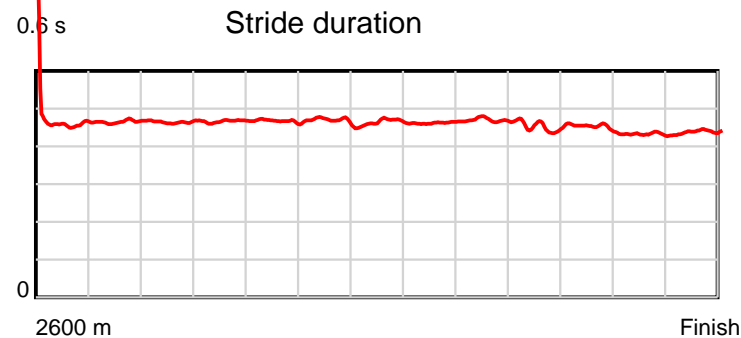
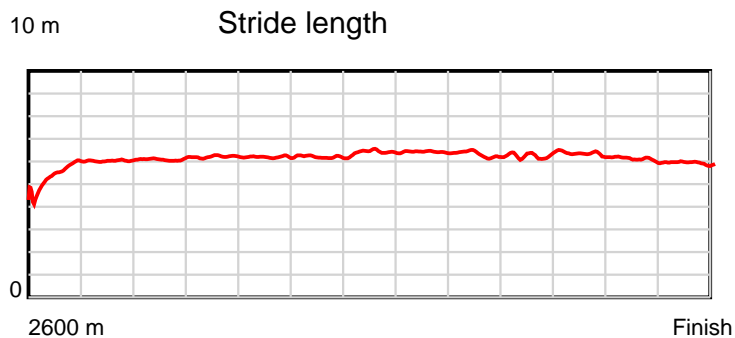
#### Disclaimer.

HRNZ and NZMTC and Thoroughbred Ratings Pty Ltd accepts no responsibility for the completeness or accuracy of any of the information contained herein, and makes no representations about its suitability for any particular purpose. Users should make their own judgements about those matters and/or seek independent advice. You assume all risks associated with use of the data provided on this page.

# Race Results

December 08, 2018, Race 3, STORER MOTORS HANDICAP TROT, Distance 2600m, Addington - Survey 3200m

Result	TAB no.	Horse (Barrier)	2200m to	2000m to	1800m to	1600m to	1400m to	1200m to	1000m to	800m to	600m to	400m to	200m to	Total or	Margin
6th	8	<b>BD Khaosan (7)</b>	<b>2000m</b>	<b>1800m</b>	<b>1600m</b>	<b>1400m</b>	<b>1200m</b>	<b>1000m</b>	<b>800m</b>	<b>600m</b>	<b>400m</b>	<b>200m</b>	<b>WP</b>	<b>Average</b>	
		Position in running (margin)	7(12.5)	7(17.9)	7(23.0)	7(20.8)	7(15.1)	7(9.4)	8(8.5)	8(8.2)	7(6.2)	7(8.5)	5(10.1)		7.60
		Sectional time (s)	15.48	15.07	15.27	15.21	14.44	14.62	15.12	14.31	14.69	14.60	14.51		
		Cumulative time (s)	163.32	147.84	132.77	117.50	102.29	87.85	73.23	58.11	43.80	29.11	14.51	3:17.74	
		Speed (m/s)	12.92	13.27	13.10	13.15	13.85	13.68	13.23	13.98	13.61	13.70	13.78	13.15	
		Stride length (m)	6.00	6.19	6.12	6.17	6.43	6.33	6.20	6.32	6.13	5.92	6.06	6.09	
		Stride duration (s)	0.464	0.467	0.467	0.469	0.464	0.463	0.469	0.452	0.450	0.432	0.439	0.463	
		Stride efficiency (%)	56.28	59.87	58.55	59.47	64.55	62.57	60.11	62.47	58.78	54.70	57.31	57.90	
		Stride count	33.33	32.31	32.67	32.42	31.12	31.61	32.25	31.63	32.61	33.80	33.03	427.15	



Note: Horizontal distance axis grid lines are 200m furlongs.

#### Disclaimer.

HRNZ and NZMTC and Thoroughbred Ratings Pty Ltd accepts no responsibility for the completeness or accuracy of any of the information contained herein, and makes no representations about its suitability for any particular purpose. Users should make their own judgements about those matters and/or seek independent advice. You assume all risks associated with use of the data provided on this page.



# Race Results



December 08, 2018, Race 3, STORER MOTORS HANDICAP TROT, Distance 2600m, Addington - Survey 3200m

Result	TAB no.	Horse (Barrier)	2600 to	2400m to
7th	9	<b>Sundons Flyer (9)</b>	<b>2400m</b>	<b>2200m</b>
		Position in running (margin)	-	4(5.3)
		Sectional time (s)	17.61	14.93
		Cumulative time (s)	198.54	180.93
		Speed (m/s)	11.36	13.40
		Stride length (m)	5.16	5.63
		Stride duration (s)	0.423	0.420
		Stride efficiency (%)	41.61	49.52
		Stride count	38.76	35.53

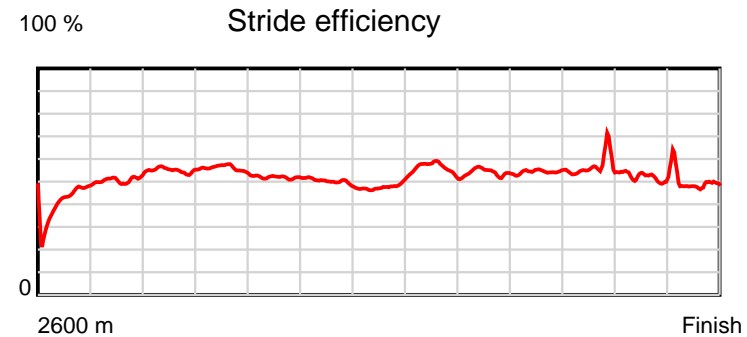
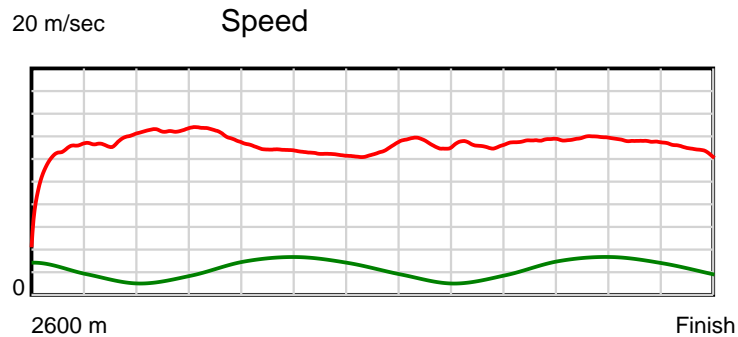
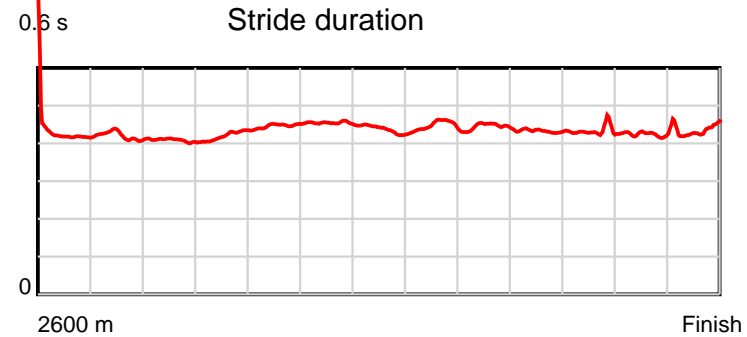
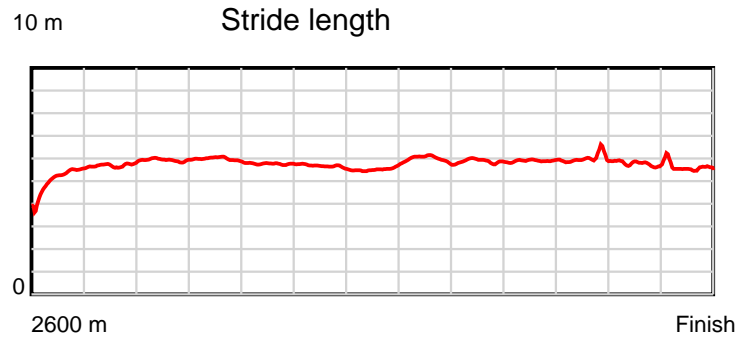
#### Disclaimer.

HRNZ and NZMTC and Thoroughbred Ratings Pty Ltd accepts no responsibility for the completeness or accuracy of any of the information contained herein, and makes no representations about its suitability for any particular purpose. Users should make their own judgements about those matters and/or seek independent advice. You assume all risks associated with use of the data provided on this page.

# Race Results

December 08, 2018, Race 3, STORER MOTORS HANDICAP TROT, Distance 2600m, Addington - Survey 3200m

Result	TAB no.	Horse (Barrier)	2200m to	2000m to	1800m to	1600m to	1400m to	1200m to	1000m to	800m to	600m to	400m to	200m to	Total or	Margin
7th	9	<b>Sundons Flyer (9)</b>	<b>2000m</b>	<b>1800m</b>	<b>1600m</b>	<b>1400m</b>	<b>1200m</b>	<b>1000m</b>	<b>800m</b>	<b>600m</b>	<b>400m</b>	<b>200m</b>	<b>WP</b>	<b>Average</b>	
		Position in running (margin)	3(3.2)	1(0.0)	1(0.0)	1(0.0)	1(0.0)	3(2.3)	3(3.4)	3(3.5)	4(4.1)	3(6.0)	3(8.5)		12.10
		Sectional time (s)	14.06	14.22	15.64	16.15	15.76	14.96	15.21	14.74	14.60	14.76	15.90		
		Cumulative time (s)	166.00	151.94	137.72	122.08	105.93	90.17	75.21	60.00	45.26	30.66	15.90	3:18.54	
		Speed (m/s)	14.22	14.06	12.79	12.38	12.69	13.37	13.15	13.57	13.70	13.55	12.58	13.10	
		Stride length (m)	5.80	5.93	5.71	5.62	5.54	5.97	5.85	5.87	5.89	5.76	5.45	5.70	
		Stride duration (s)	0.408	0.421	0.447	0.454	0.437	0.447	0.445	0.433	0.430	0.425	0.433	0.435	
		Stride efficiency (%)	52.59	54.93	51.02	49.42	47.99	55.75	53.40	53.84	54.19	51.90	46.39	50.74	
		Stride count	34.48	33.73	35.00	35.57	36.09	33.48	34.21	34.07	33.96	34.70	36.71	456.29	



Note: Horizontal distance axis grid lines are 200m furlongs.

#### Disclaimer.

HRNZ and NZMTC and Thoroughbred Ratings Pty Ltd accepts no responsibility for the completeness or accuracy of any of the information contained herein, and makes no representations about its suitability for any particular purpose. Users should make their own judgements about those matters and/or seek independent advice. You assume all risks associated with use of the data provided on this page.



# Race Results



December 08, 2018, Race 3, STORER MOTORS HANDICAP TROT, Distance 2600m, Addington - Survey 3200m

Result	TAB no.	Horse (Barrier)	2600 to	2400m to
8th	11	<b>Destiny Jones (5)</b>	<b>2400m</b>	<b>2200m</b>
		Position in running (margin)	-	7(11.6)
		Sectional time (s)	18.66	15.24
		Cumulative time (s)	199.28	180.62
		Speed (m/s)	10.72	13.12
		Stride length (m)	5.79	6.20
		Stride duration (s)	0.467	0.473
		Stride efficiency (%)	52.37	60.10
		Stride count	34.55	32.25

#### Disclaimer.

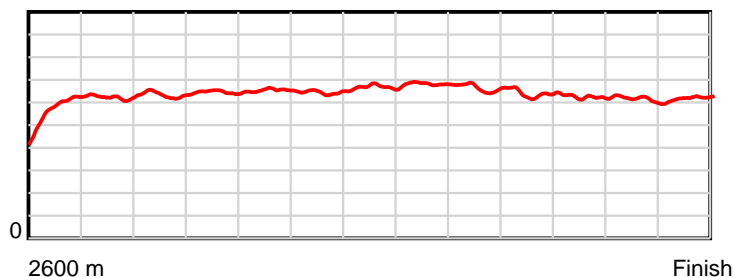
HRNZ and NZMTC and Thoroughbred Ratings Pty Ltd accepts no responsibility for the completeness or accuracy of any of the information contained herein, and makes no representations about its suitability for any particular purpose. Users should make their own judgements about those matters and/or seek independent advice. You assume all risks associated with use of the data provided on this page.

# Race Results

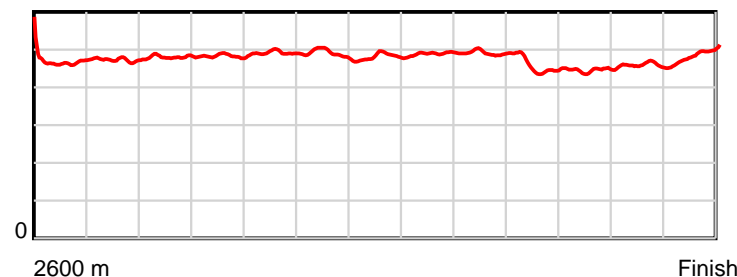
December 08, 2018, Race 3, STORER MOTORS HANDICAP TROT, Distance 2600m, Addington - Survey 3200m

Result	TAB no.	Horse (Barrier)	2200m to	2000m to	1800m to	1600m to	1400m to	1200m to	1000m to	800m to	600m to	400m to	200m to	Total or	Margin
8th	11	<b>Destiny Jones (5)</b>	<b>2000m</b>	<b>1800m</b>	<b>1600m</b>	<b>1400m</b>	<b>1200m</b>	<b>1000m</b>	<b>800m</b>	<b>600m</b>	<b>400m</b>	<b>200m</b>	<b>WP</b>	<b>Average</b>	
		Position in running (margin)	6(11.3)	6(15.7)	6(20.6)	6(18.3)	6(13.1)	6(7.5)	6(6.4)	6(6.4)	5(4.4)	5(6.8)	9(13.6)		16.20
		Sectional time (s)	15.32	15.04	15.25	15.29	14.44	14.60	15.19	14.31	14.70	15.47	15.77		
		Cumulative time (s)	165.38	150.06	135.02	119.77	104.48	90.04	75.44	60.25	45.94	31.24	15.77	3:19.28	
		Speed (m/s)	13.05	13.30	13.11	13.08	13.85	13.70	13.17	13.98	13.61	12.93	12.68	13.05	
		Stride length (m)	6.27	6.42	6.44	6.41	6.66	6.70	6.47	6.38	6.06	5.93	6.20	6.29	
		Stride duration (s)	0.480	0.483	0.491	0.490	0.481	0.489	0.491	0.457	0.446	0.459	0.489	0.482	
		Stride efficiency (%)	61.35	64.39	64.86	64.30	69.26	70.22	65.34	63.69	57.45	55.00	60.02	61.87	
		Stride count	31.92	31.16	31.04	31.18	30.04	29.84	30.93	31.33	32.99	33.71	32.27	413.21	

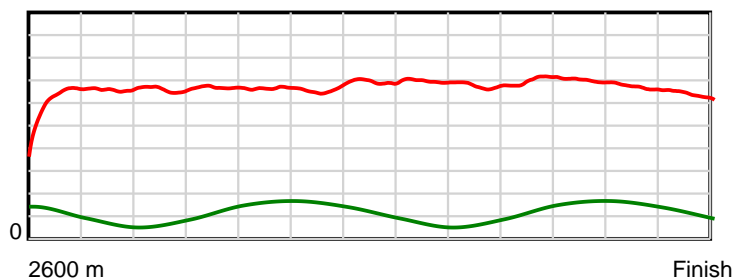
10 m Stride length



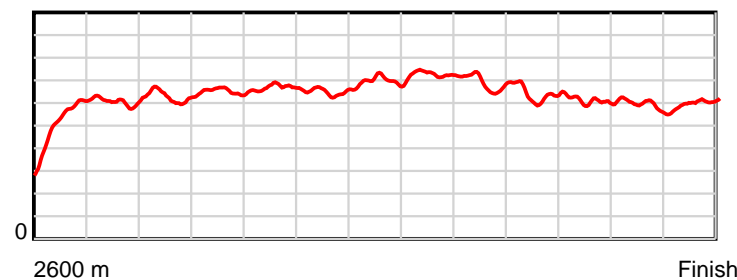
0.6 s Stride duration



20 m/sec Speed



100 % Stride efficiency



Note: Horizontal distance axis grid lines are 200m furlongs.

**Disclaimer.**

HRNZ and NZMTC and Thoroughbred Ratings Pty Ltd accepts no responsibility for the completeness or accuracy of any of the information contained herein, and makes no representations about its suitability for any particular purpose. Users should make their own judgements about those matters and/or seek independent advice. You assume all risks associated with use of the data provided on this page.



# Race Results



December 08, 2018, Race 3, STORER MOTORS HANDICAP TROT, Distance 2600m, Addington - Survey 3200m

Result	TAB no.	Horse (Barrier)	2600 to	2400m to
9th	2	Ruthless Kayla (6)	2400m	2200m
		Position in running (margin)	-	3(1.9)
		Sectional time (s)	17.23	15.83
		Cumulative time (s)	199.29	182.06
		Speed (m/s)	11.61	12.63
		Stride length (m)	5.44	5.85
		Stride duration (s)	0.456	0.463
		Stride efficiency (%)	46.19	53.41
		Stride count	36.79	34.21

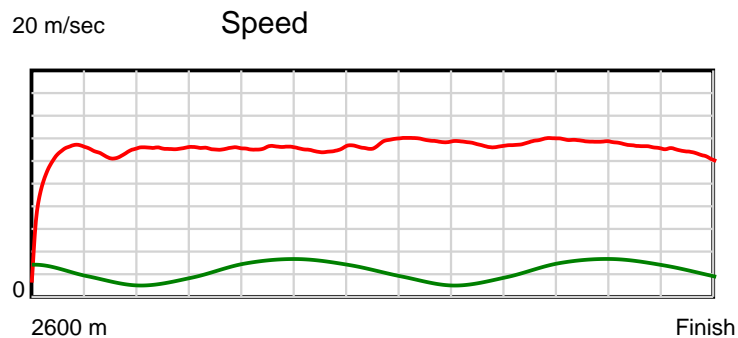
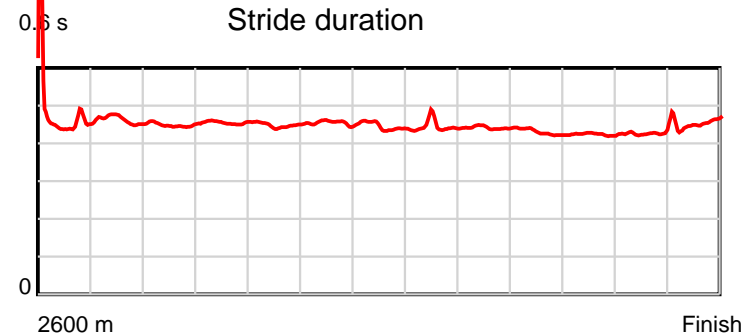
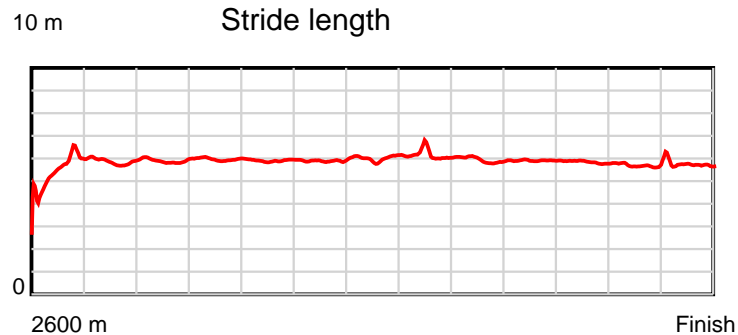
#### Disclaimer.

HRNZ and NZMTC and Thoroughbred Ratings Pty Ltd accepts no responsibility for the completeness or accuracy of any of the information contained herein, and makes no representations about its suitability for any particular purpose. Users should make their own judgements about those matters and/or seek independent advice. You assume all risks associated with use of the data provided on this page.

# Race Results

December 08, 2018, Race 3, STORER MOTORS HANDICAP TROT, Distance 2600m, Addington - Survey 3200m

Result	TAB no.	Horse (Barrier)	2200m to	2000m to	1800m to	1600m to	1400m to	1200m to	1000m to	800m to	600m to	400m to	200m to	Total or	Margin
9th	2	Ruthless Kayla (6)	2000m	1800m	1600m	1400m	1200m	1000m	800m	600m	400m	200m	WP	Average	
		Position in running (margin)	4(5.1)	4(9.1)	4(15.4)	4(13.2)	4(9.1)	5(5.7)	4(4.9)	4(4.5)	3(3.8)	4(6.2)	6(11.5)		16.30
		Sectional time (s)	15.25	15.27	15.27	15.47	14.81	14.65	15.11	14.52	14.70	15.22	15.96		
		Cumulative time (s)	166.23	150.98	135.71	120.44	104.97	90.16	75.51	60.40	45.88	31.18	15.96	3:19.29	
		Speed (m/s)	13.11	13.10	13.10	12.93	13.50	13.65	13.24	13.77	13.61	13.14	12.53	13.05	
		Stride length (m)	5.89	5.95	5.87	5.88	6.01	6.02	5.84	5.91	5.77	5.65	5.65	5.82	
		Stride duration (s)	0.449	0.454	0.448	0.454	0.445	0.441	0.441	0.429	0.424	0.430	0.451	0.446	
		Stride efficiency (%)	54.14	55.32	53.80	53.95	56.45	56.62	53.21	54.65	51.99	49.84	49.93	52.92	
		Stride count	33.98	33.62	34.09	34.04	33.28	33.23	34.27	33.82	34.67	35.41	35.38	446.79	



Note: Horizontal distance axis grid lines are 200m furlongs.

#### Disclaimer.

HRNZ and NZMTC and Thoroughbred Ratings Pty Ltd accepts no responsibility for the completeness or accuracy of any of the information contained herein, and makes no representations about its suitability for any particular purpose. Users should make their own judgements about those matters and/or seek independent advice. You assume all risks associated with use of the data provided on this page.



# Race Results



December 08, 2018, Race 3, STORER MOTORS HANDICAP TROT, Distance 2600m, Addington - Survey 3200m

Result	TAB no.	Horse (Barrier)	2600 to	2400m to
10th	3	<b>The Bloss (8)</b>	<b>2400m</b>	<b>2200m</b>
		Position in running (margin)	-	1(0.0)
		Sectional time (s)	16.91	15.69
		Cumulative time (s)	200.82	183.91
		Speed (m/s)	11.83	12.75
		Stride length (m)	5.44	5.83
		Stride duration (s)	0.452	0.457
		Stride efficiency (%)	46.23	53.03
		Stride count	36.77	34.33

#### Disclaimer.

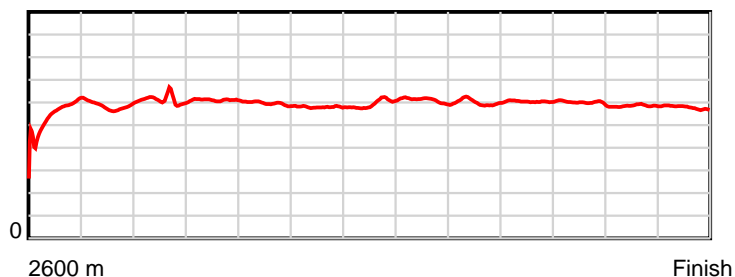
HRNZ and NZMTC and Thoroughbred Ratings Pty Ltd accepts no responsibility for the completeness or accuracy of any of the information contained herein, and makes no representations about its suitability for any particular purpose. Users should make their own judgements about those matters and/or seek independent advice. You assume all risks associated with use of the data provided on this page.

# Race Results

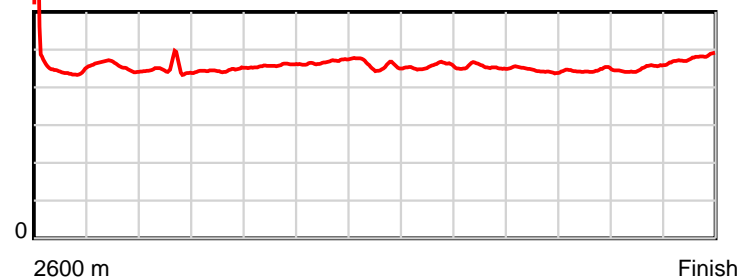
December 08, 2018, Race 3, STORER MOTORS HANDICAP TROT, Distance 2600m, Addington - Survey 3200m

Result	TAB no.	Horse (Barrier)	2200m to	2000m to	1800m to	1600m to	1400m to	1200m to	1000m to	800m to	600m to	400m to	200m to	Total or	Margin
10th	3	<b>The Bloss (8)</b>	<b>2000m</b>	<b>1800m</b>	<b>1600m</b>	<b>1400m</b>	<b>1200m</b>	<b>1000m</b>	<b>800m</b>	<b>600m</b>	<b>400m</b>	<b>200m</b>	<b>WP</b>	<b>Average</b>	
		Position in running (margin)	2(2.4)	3(3.1)	3(5.2)	3(3.8)	3(4.4)	4(4.7)	5(5.5)	5(5.3)	6(6.1)	8(10.0)	10(16.8)		24.80
		Sectional time (s)	14.71	14.57	15.41	16.26	15.43	14.91	15.15	14.77	14.95	15.47	16.59		
		Cumulative time (s)	168.22	153.51	138.94	123.53	107.27	91.84	76.93	61.78	47.01	32.06	16.59	3:20.82	
		Speed (m/s)	13.60	13.73	12.98	12.30	12.96	13.41	13.20	13.54	13.38	12.93	12.06	12.95	
		Stride length (m)	6.08	6.11	5.94	5.75	5.95	6.12	6.00	6.03	5.96	5.82	5.77	5.90	
		Stride duration (s)	0.447	0.445	0.458	0.467	0.459	0.456	0.454	0.446	0.445	0.450	0.479	0.456	
		Stride efficiency (%)	57.70	58.37	55.22	51.64	55.39	58.49	56.17	56.84	55.46	52.85	52.08	54.42	
		Stride count	32.91	32.73	33.64	34.79	33.59	32.69	33.36	33.16	33.57	34.39	34.64	440.57	

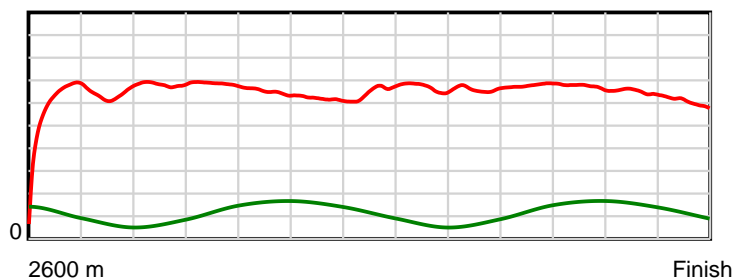
10 m Stride length



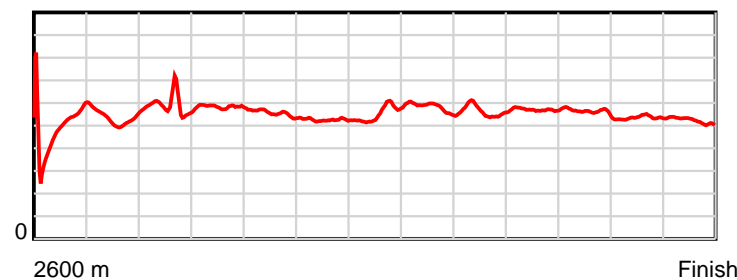
0.5 s Stride duration



20 m/sec Speed



100 % Stride efficiency



Note: Horizontal distance axis grid lines are 200m furlongs.

## Disclaimer.

HRNZ and NZMTC and Thoroughbred Ratings Pty Ltd accepts no responsibility for the completeness or accuracy of any of the information contained herein, and makes no representations about its suitability for any particular purpose. Users should make their own judgements about those matters and/or seek independent advice. You assume all risks associated with use of the data provided on this page.