



Race Results

NZ Metropolitan Trotting Club Inc, HRNZ, December 14, 2018

Compilation date: December 14, 2018, 7:28:03 PM (NZDT)

Copyright © 2018 HRNZ and NZMTC. All rights reserved.

Trademarks.

StrideMASTER is a registered trademark of Thoroughbred Ratings Pty Ltd.

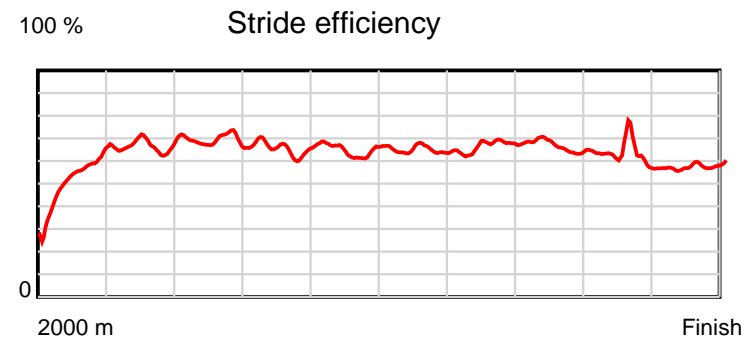
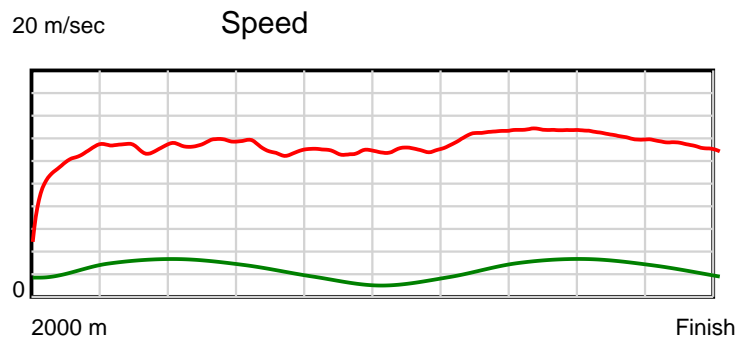
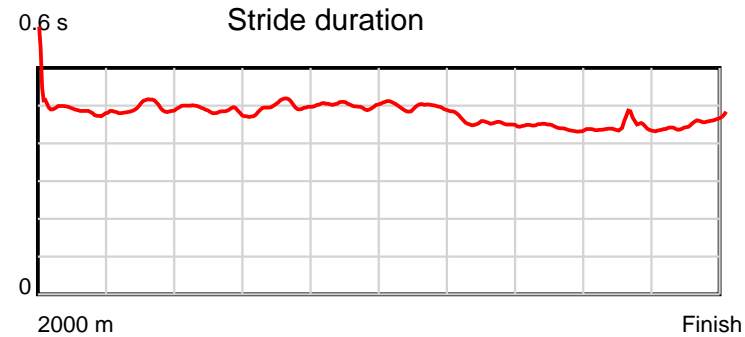
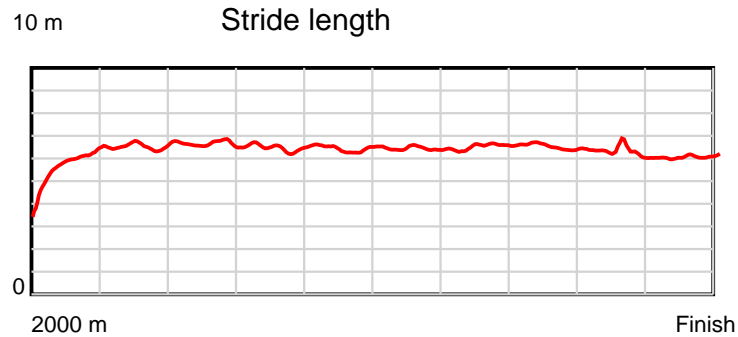
Disclaimer.

HRNZ and NZMTC and Thoroughbred Ratings Pty Ltd accepts no responsibility for the completeness or accuracy of any of the information contained herein, and makes no representations about its suitability for any particular purpose. Users should make their own judgements about those matters and/or seek independent advice. You assume all risks associated with use of the data provided on this page.

Race Results

December 14, 2018, Race 4, 4FRONT ELECTRICAL/MODSERVE NZ TROT, Distance 2000m, Addington - Survey 3200m

Result	TAB no.	Horse (Barrier)	2000 to	1800m to	1600m to	1400m to	1200m to	1000m to	800m to	600m to	400m to	200m to	Total or	Margin
1st	18	No Fears (0)	1800m	1600m	1400m	1200m	1000m	800m	600m	400m	200m	WP	Average	
		Position in running (margin)	-	12(10.9)	12(13.4)	11(12.5)	10(14.9)	11(10.1)	11(12.5)	6(6.5)	4(4.7)	2(1.2)		0.00
		Sectional time (s)	19.45	15.95	14.54	15.52	15.55	16.25	13.83	14.19	13.93	14.97		
		Cumulative time (s)	154.18	134.73	118.78	104.24	88.72	73.17	56.92	43.09	28.90	14.97	2:34.18	
		Speed (m/s)	10.28	12.54	13.76	12.89	12.86	12.31	14.46	14.09	14.36	13.36	12.97	
		Stride length (m)	5.71	6.19	6.70	6.41	6.45	6.09	6.54	6.21	6.33	6.11	6.26	
		Stride duration (s)	0.490	0.494	0.487	0.498	0.501	0.495	0.452	0.440	0.441	0.457	0.483	
		Stride efficiency (%)	50.86	59.95	70.16	64.29	64.96	58.01	66.81	60.19	62.59	58.36	61.28	
		Stride count	35.06	32.29	29.85	31.18	31.02	32.83	30.59	32.23	31.60	32.73	319.38	



Note: Horizontal distance axis grid lines are 200m furlongs.

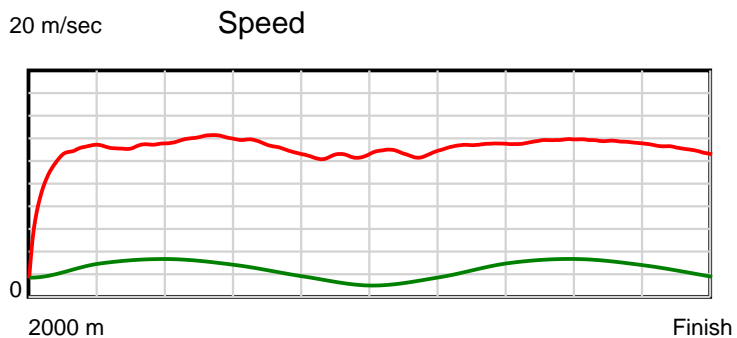
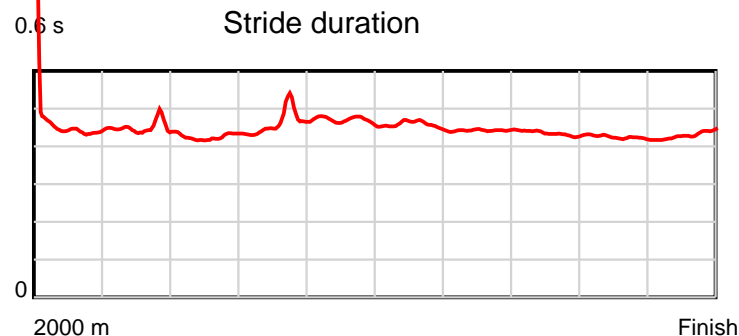
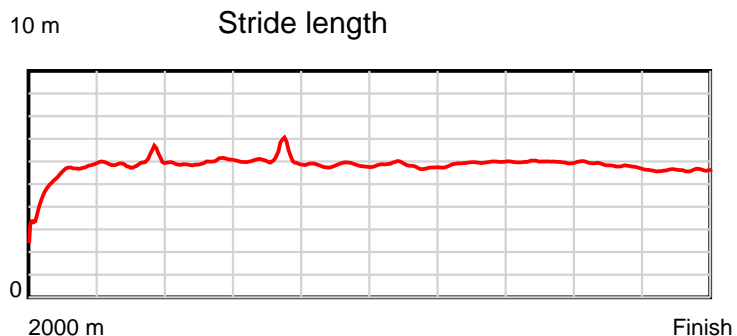
Disclaimer.

HRNZ and NZMTC and Thoroughbred Ratings Pty Ltd accepts no responsibility for the completeness or accuracy of any of the information contained herein, and makes no representations about its suitability for any particular purpose. Users should make their own judgements about those matters and/or seek independent advice. You assume all risks associated with use of the data provided on this page.

Race Results

December 14, 2018, Race 4, 4FRONT ELECTRICAL/MODSERVE NZ TROT, Distance 2000m, Addington - Survey 3200m

Result	TAB no.	Horse (Barrier)	2000 to	1800m to	1600m to	1400m to	1200m to	1000m to	800m to	600m to	400m to	200m to	Total or	Margin
2nd	5	Aladdin Sane (5)	1800m	1600m	1400m	1200m	1000m	800m	600m	400m	200m	WP	Average	
		Position in running (margin)	-	4(3.6)	3(1.6)	1(0.0)	1(0.0)	1(0.0)	1(0.0)	1(0.0)	1(0.0)	1(0.0)		1.10
		Sectional time (s)	18.19	15.19	14.42	15.12	16.35	15.86	14.82	14.49	14.52	15.41		
		Cumulative time (s)	154.37	136.18	120.99	106.57	91.45	75.10	59.24	44.42	29.93	15.41	2:34.37	
		Speed (m/s)	10.99	13.17	13.87	13.23	12.23	12.61	13.50	13.80	13.77	12.98	12.96	
		Stride length (m)	5.18	5.87	5.90	6.03	5.74	5.76	5.97	5.99	5.84	5.59	5.78	
		Stride duration (s)	0.449	0.446	0.425	0.456	0.469	0.457	0.442	0.434	0.424	0.431	0.446	
		Stride efficiency (%)	41.93	53.82	54.35	56.91	51.51	51.88	55.72	56.01	53.27	48.90	52.15	
		Stride count	38.61	34.08	33.91	33.14	34.84	34.71	33.49	33.41	34.26	35.75	346.20	



Note: Horizontal distance axis grid lines are 200m furlongs.

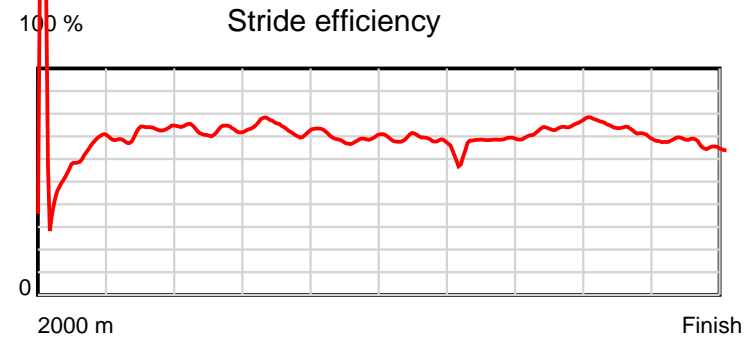
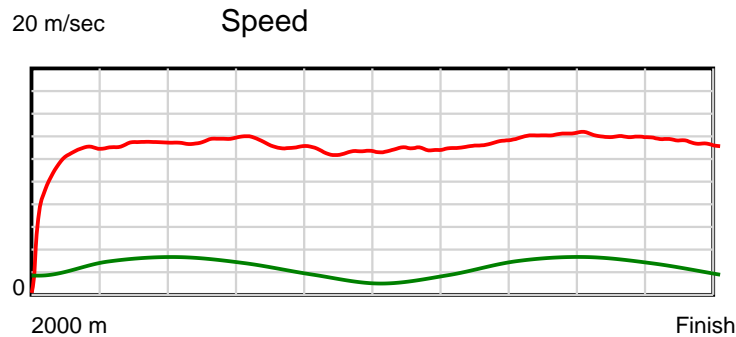
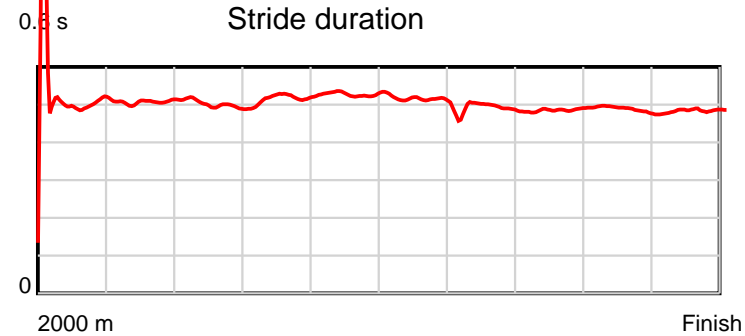
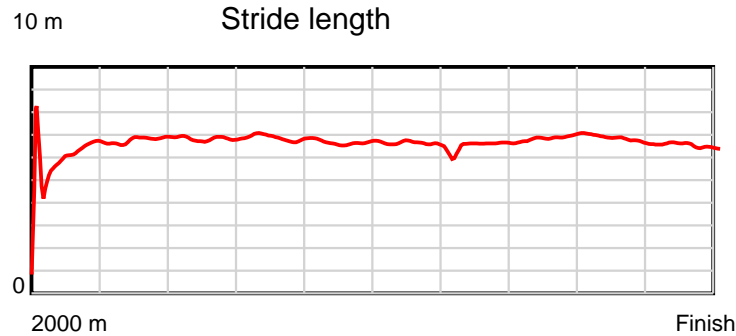
Disclaimer.

HRNZ and NZMTC and Thoroughbred Ratings Pty Ltd accepts no responsibility for the completeness or accuracy of any of the information contained herein, and makes no representations about its suitability for any particular purpose. Users should make their own judgements about those matters and/or seek independent advice. You assume all risks associated with use of the data provided on this page.

Race Results

December 14, 2018, Race 4, 4FRONT ELECTRICAL/MODSERVE NZ TROT, Distance 2000m, Addington - Survey 3200m

Result	TAB no.	Horse (Barrier)	2000 to	1800m to	1600m to	1400m to	1200m to	1000m to	800m to	600m to	400m to	200m to	Total or	Margin
3rd	16	Gin Rummy (14)	1800m	1600m	1400m	1200m	1000m	800m	600m	400m	200m	WP	Average	
		Position in running (margin)	-	8(7.0)	9(7.9)	6(8.6)	6(8.3)	4(4.6)	5(6.0)	5(6.4)	6(7.0)	5(5.1)		2.60
		Sectional time (s)	18.82	15.68	14.80	15.07	15.74	16.09	14.87	14.60	14.20	14.78		
		Cumulative time (s)	154.65	135.83	120.15	105.35	90.28	74.54	58.45	43.58	28.98	14.78	2:34.65	
		Speed (m/s)	10.63	12.76	13.51	13.27	12.71	12.43	13.45	13.70	14.08	13.53	12.93	
		Stride length (m)	5.84	6.47	6.75	6.87	6.72	6.26	6.65	6.67	6.84	6.55	6.55	
		Stride duration (s)	0.513	0.507	0.500	0.518	0.529	0.504	0.494	0.487	0.486	0.484	0.506	
		Stride efficiency (%)	53.29	65.46	71.26	73.85	70.50	61.26	69.07	69.49	73.20	67.09	67.02	
		Stride count	34.25	30.90	29.62	29.09	29.78	31.94	30.08	29.99	29.22	30.52	305.39	



Note: Horizontal distance axis grid lines are 200m furlongs.

Disclaimer.

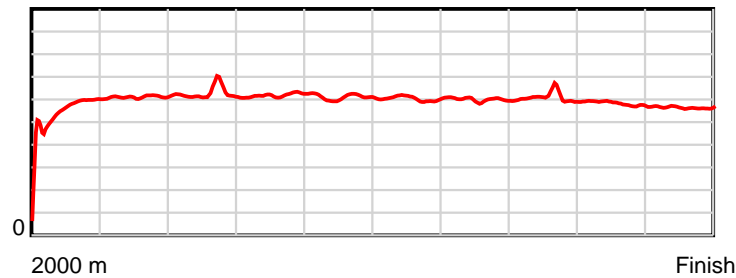
HRNZ and NZMTC and Thoroughbred Ratings Pty Ltd accepts no responsibility for the completeness or accuracy of any of the information contained herein, and makes no representations about its suitability for any particular purpose. Users should make their own judgements about those matters and/or seek independent advice. You assume all risks associated with use of the data provided on this page.

Race Results

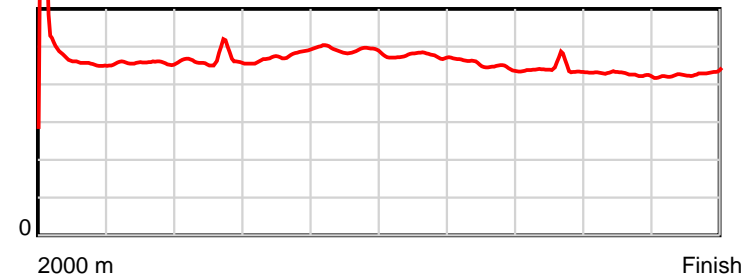
December 14, 2018, Race 4, 4FRONT ELECTRICAL/MODSERVE NZ TROT, Distance 2000m, Addington - Survey 3200m

Result	TAB no.	Horse (Barrier)	2000 to	1800m to	1600m to	1400m to	1200m to	1000m to	800m to	600m to	400m to	200m to	Total or	Margin
4th	8	Anna Kate (7)	1800m	1600m	1400m	1200m	1000m	800m	600m	400m	200m	WP	Average	
		Position in running (margin)	-	2(1.4)	1(0.0)	2(2.5)	2(4.1)	2(3.2)	2(1.1)	2(2.5)	3(3.3)	4(4.4)		3.00
		Sectional time (s)	17.45	15.28	15.11	15.39	16.19	15.51	15.06	14.63	14.69	15.40		
		Cumulative time (s)	154.71	137.26	121.98	106.87	91.48	75.29	59.78	44.72	30.09	15.40	2:34.71	
		Speed (m/s)	11.46	13.09	13.24	13.00	12.35	12.89	13.28	13.67	13.61	12.99	12.93	
		Stride length (m)	5.56	5.98	6.14	6.19	6.06	6.13	5.98	6.01	5.81	5.58	5.94	
		Stride duration (s)	0.496	0.457	0.464	0.476	0.491	0.476	0.450	0.440	0.427	0.430	0.459	
		Stride efficiency (%)	48.27	55.92	59.00	59.93	57.43	58.79	55.96	56.52	52.67	48.72	55.10	
		Stride count	35.98	33.43	32.55	32.30	32.99	32.61	33.42	33.26	34.45	35.82	336.81	

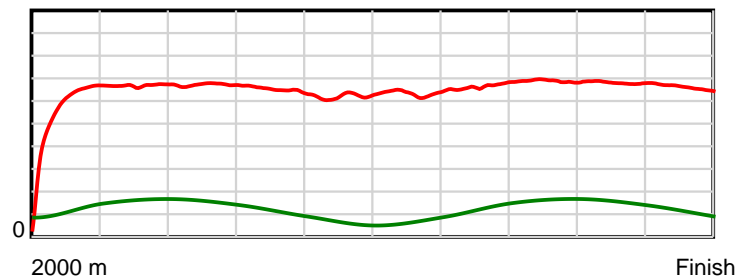
10 m Stride length



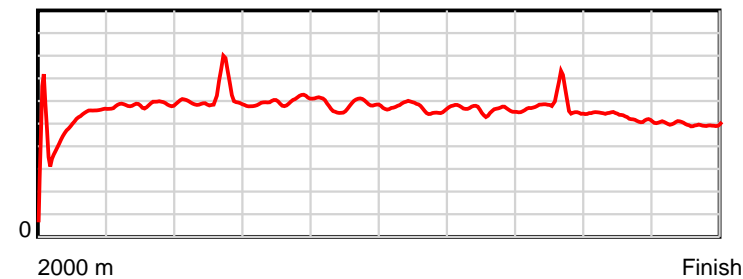
0.5 s Stride duration



20 m/sec Speed



100 % Stride efficiency



Note: Horizontal distance axis grid lines are 200m furlongs.

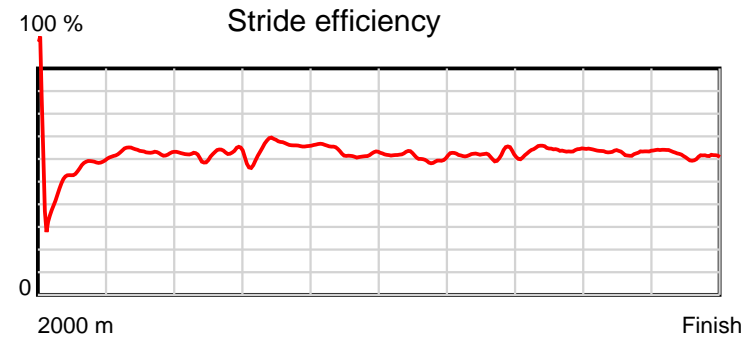
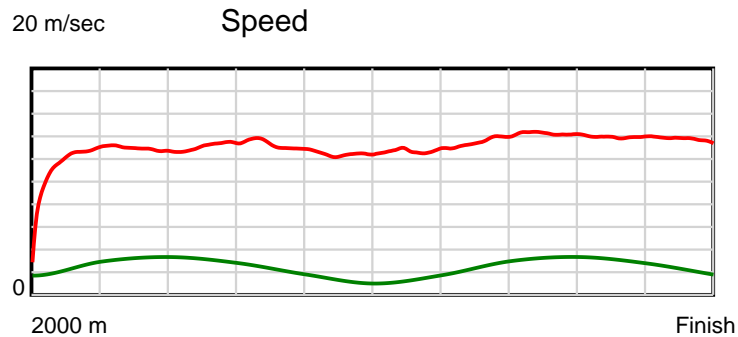
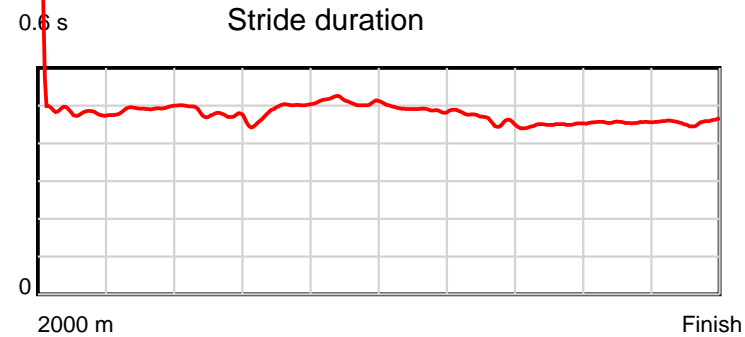
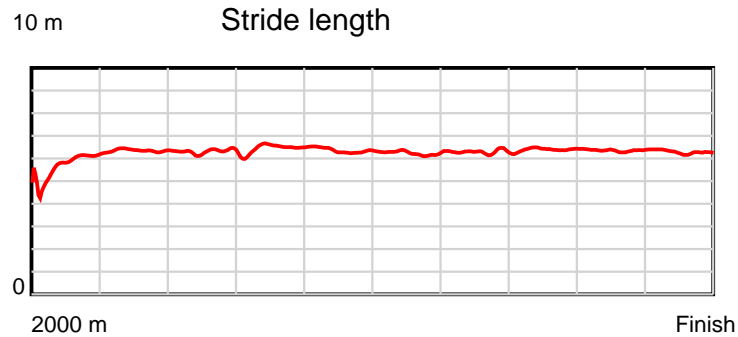
Disclaimer.

HRNZ and NZMTC and Thoroughbred Ratings Pty Ltd accepts no responsibility for the completeness or accuracy of any of the information contained herein, and makes no representations about its suitability for any particular purpose. Users should make their own judgements about those matters and/or seek independent advice. You assume all risks associated with use of the data provided on this page.

Race Results

December 14, 2018, Race 4, 4FRONT ELECTRICAL/MODSERVE NZ TROT, Distance 2000m, Addington - Survey 3200m

Result	TAB no.	Horse (Barrier)	2000 to	1800m to	1600m to	1400m to	1200m to	1000m to	800m to	600m to	400m to	200m to	Total or	Margin
5th	12	Motu Great Sen... (11)	1800m	1600m	1400m	1200m	1000m	800m	600m	400m	200m	WP	Average	
		Position in running (margin)	-	9(7.0)	8(6.9)	10(10.8)	8(11.0)	10(9.9)	8(9.1)	9(9.3)	7(7.5)	9(7.9)		3.00
		Sectional time (s)	18.68	15.50	15.32	15.15	16.16	15.73	14.86	14.19	14.59	14.54		
		Cumulative time (s)	154.72	136.04	120.54	105.22	90.07	73.91	58.18	43.32	29.13	14.54	2:34.72	
		Speed (m/s)	10.71	12.90	13.05	13.20	12.38	12.71	13.46	14.09	13.71	13.76	12.93	
		Stride length (m)	5.68	6.34	6.26	6.44	6.33	6.24	6.26	6.33	6.24	6.29	6.23	
		Stride duration (s)	0.485	0.492	0.480	0.488	0.511	0.491	0.465	0.449	0.455	0.457	0.482	
		Stride efficiency (%)	50.42	62.90	61.25	64.77	62.56	60.81	61.15	62.63	60.90	61.86	60.74	
		Stride count	35.21	31.52	31.95	31.06	31.61	32.06	31.97	31.59	32.04	31.79	320.80	



Note: Horizontal distance axis grid lines are 200m furlongs.

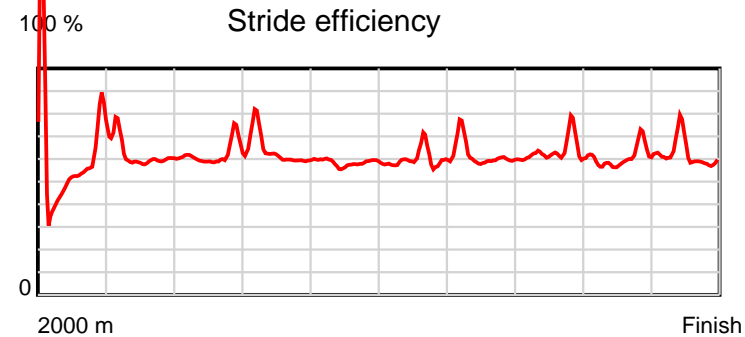
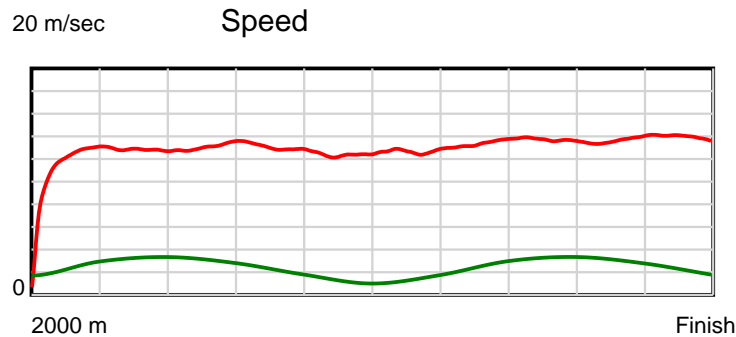
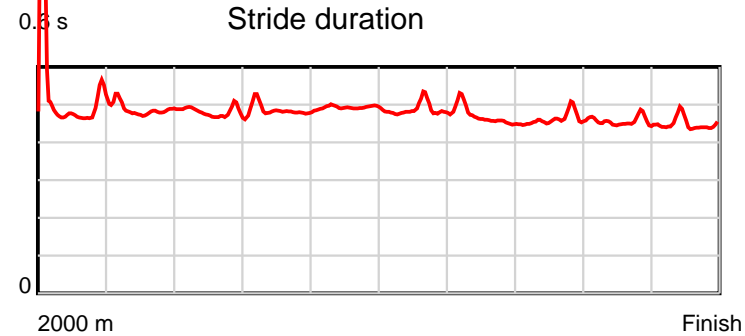
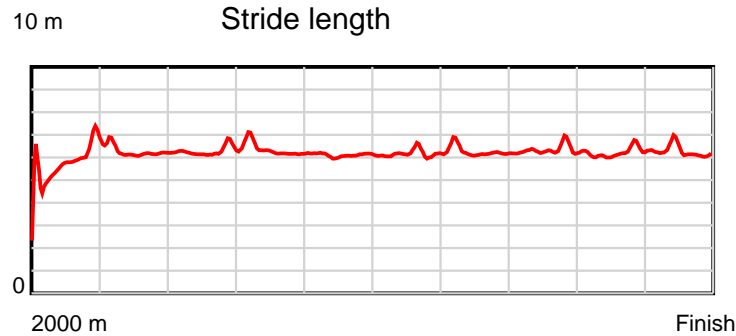
Disclaimer.

HRNZ and NZMTC and Thoroughbred Ratings Pty Ltd accepts no responsibility for the completeness or accuracy of any of the information contained herein, and makes no representations about its suitability for any particular purpose. Users should make their own judgements about those matters and/or seek independent advice. You assume all risks associated with use of the data provided on this page.

Race Results

December 14, 2018, Race 4, 4FRONT ELECTRICAL/MODSERVE NZ TROT, Distance 2000m, Addington - Survey 3200m

Result	TAB no.	Horse (Barrier)	2000 to	1800m to	1600m to	1400m to	1200m to	1000m to	800m to	600m to	400m to	200m to	Total or	Margin
6th	3	Heavenly Love (3)	1800m	1600m	1400m	1200m	1000m	800m	600m	400m	200m	WP	Average	
		Position in running (margin)	-	3(2.6)	4(3.8)	5(6.6)	5(8.3)	6(6.7)	6(7.8)	8(8.9)	8(9.3)	10(7.9)		3.30
		Sectional time (s)	18.19	15.73	15.15	15.40	16.08	16.06	15.00	14.55	14.30	14.31		
		Cumulative time (s)	154.77	136.58	120.85	105.70	90.30	74.22	58.16	43.16	28.61	14.31	2:34.77	
		Speed (m/s)	10.99	12.71	13.20	12.99	12.44	12.45	13.33	13.75	13.99	13.98	12.92	
		Stride length (m)	5.66	6.13	6.29	6.29	6.12	6.01	6.19	6.29	6.32	6.25	6.15	
		Stride duration (s)	0.491	0.482	0.476	0.484	0.492	0.483	0.464	0.457	0.452	0.447	0.476	
		Stride efficiency (%)	50.10	58.79	61.78	61.85	58.58	56.46	59.83	61.73	62.50	61.01	59.09	
		Stride count	35.32	32.61	31.81	31.79	32.66	33.27	32.32	31.82	31.62	32.01	325.23	



Note: Horizontal distance axis grid lines are 200m furlongs.

Disclaimer.

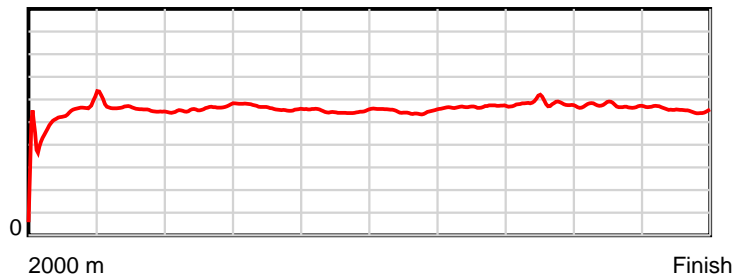
HRNZ and NZMTC and Thoroughbred Ratings Pty Ltd accepts no responsibility for the completeness or accuracy of any of the information contained herein, and makes no representations about its suitability for any particular purpose. Users should make their own judgements about those matters and/or seek independent advice. You assume all risks associated with use of the data provided on this page.

Race Results

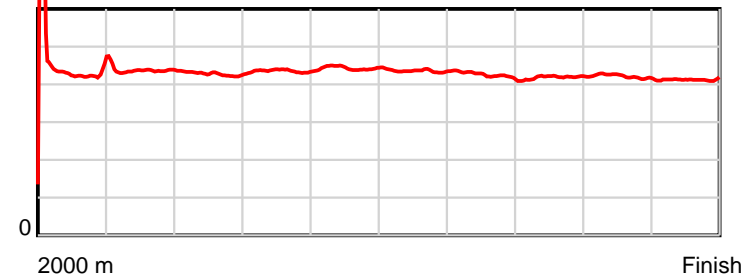
December 14, 2018, Race 4, 4FRONT ELECTRICAL/MODSERVE NZ TROT, Distance 2000m, Addington - Survey 3200m

Result	TAB no.	Horse (Barrier)	2000 to	1800m to	1600m to	1400m to	1200m to	1000m to	800m to	600m to	400m to	200m to	Total or	Margin
7th	4	Madeleine Stow... (4)	1800m	1600m	1400m	1200m	1000m	800m	600m	400m	200m	WP	Average	
		Position in running (margin)	-	1(0.0)	2(1.1)	4(4.9)	4(7.1)	5(4.7)	4(4.0)	4(5.1)	5(6.2)	6(6.7)		3.50
		Sectional time (s)	17.34	15.70	15.31	15.49	15.96	15.73	15.00	14.67	14.62	14.98		
		Cumulative time (s)	154.80	137.46	121.76	106.45	90.96	75.00	59.27	44.27	29.60	14.98	2:34.80	
		Speed (m/s)	11.53	12.74	13.06	12.91	12.53	12.71	13.33	13.63	13.68	13.35	12.92	
		Stride length (m)	5.13	5.55	5.59	5.62	5.55	5.53	5.67	5.71	5.76	5.51	5.56	
		Stride duration (s)	0.449	0.435	0.428	0.436	0.443	0.435	0.425	0.418	0.421	0.413	0.430	
		Stride efficiency (%)	41.18	48.07	48.84	49.44	48.18	47.74	50.27	50.87	51.81	47.46	48.26	
		Stride count	38.96	36.06	35.78	35.56	36.02	36.19	35.26	35.05	34.73	36.29	359.90	

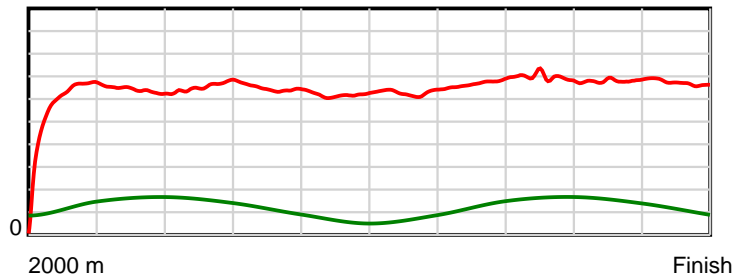
10 m Stride length



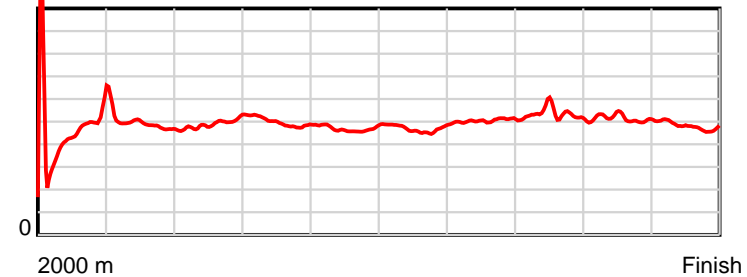
0.5 s Stride duration



20 m/sec Speed



100 % Stride efficiency



Note: Horizontal distance axis grid lines are 200m furlongs.

Disclaimer.

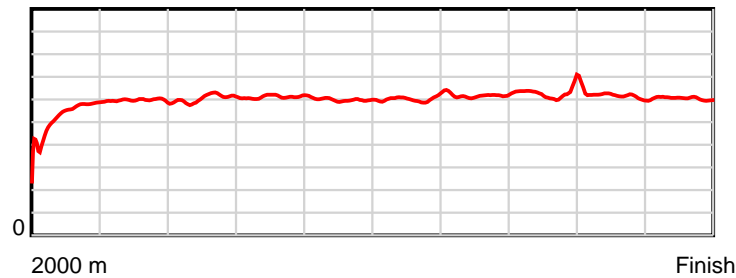
HRNZ and NZMTC and Thoroughbred Ratings Pty Ltd accepts no responsibility for the completeness or accuracy of any of the information contained herein, and makes no representations about its suitability for any particular purpose. Users should make their own judgements about those matters and/or seek independent advice. You assume all risks associated with use of the data provided on this page.

Race Results

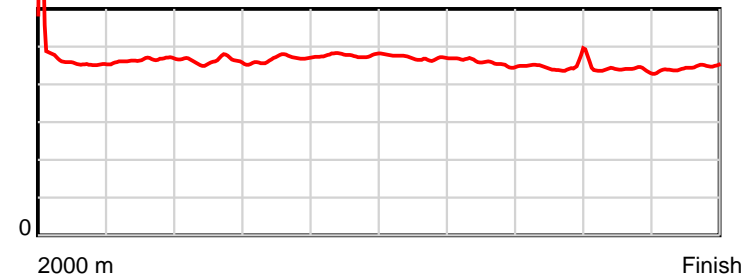
December 14, 2018, Race 4, 4FRONT ELECTRICAL/MODSERVE NZ TROT, Distance 2000m, Addington - Survey 3200m

Result	TAB no.	Horse (Barrier)	2000 to	1800m to	1600m to	1400m to	1200m to	1000m to	800m to	600m to	400m to	200m to	Total or	Margin
8th	2	Unique Rose (2)	1800m	1600m	1400m	1200m	1000m	800m	600m	400m	200m	WP	Average	
		Position in running (margin)	-	6(6.0)	7(5.7)	7(8.9)	7(10.0)	9(9.8)	7(8.4)	7(8.9)	9(9.3)	7(6.8)		4.20
		Sectional time (s)	18.84	15.47	15.20	15.31	16.32	15.62	14.91	14.56	14.09	14.62		
		Cumulative time (s)	154.94	136.10	120.63	105.43	90.12	73.80	58.18	43.27	28.71	14.62	2:34.94	
		Speed (m/s)	10.62	12.93	13.16	13.06	12.25	12.80	13.41	13.74	14.19	13.68	12.91	
		Stride length (m)	5.27	6.01	6.08	6.11	5.85	6.02	6.14	6.15	6.22	6.09	5.98	
		Stride duration (s)	0.464	0.465	0.462	0.467	0.477	0.470	0.458	0.448	0.438	0.446	0.463	
		Stride efficiency (%)	43.37	56.52	57.81	58.25	53.44	56.68	58.86	59.12	60.43	58.05	55.91	
		Stride count	37.97	33.25	32.88	32.76	34.20	33.21	32.59	32.52	32.16	32.81	334.35	

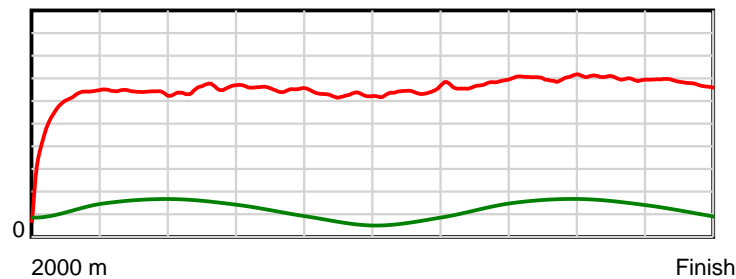
10 m Stride length



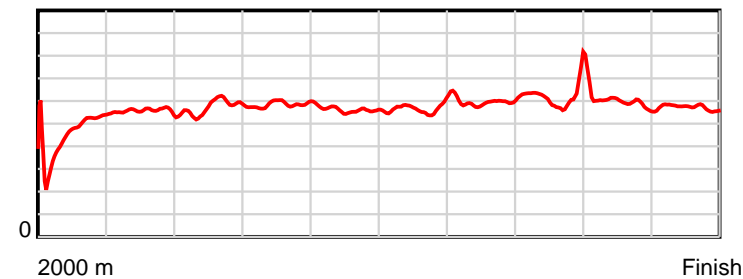
0.5 s Stride duration



20 m/sec Speed



100 % Stride efficiency



Note: Horizontal distance axis grid lines are 200m furlongs.

Disclaimer.

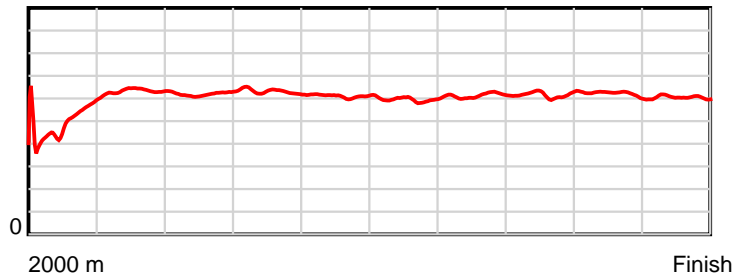
HRNZ and NZMTC and Thoroughbred Ratings Pty Ltd accepts no responsibility for the completeness or accuracy of any of the information contained herein, and makes no representations about its suitability for any particular purpose. Users should make their own judgements about those matters and/or seek independent advice. You assume all risks associated with use of the data provided on this page.

Race Results

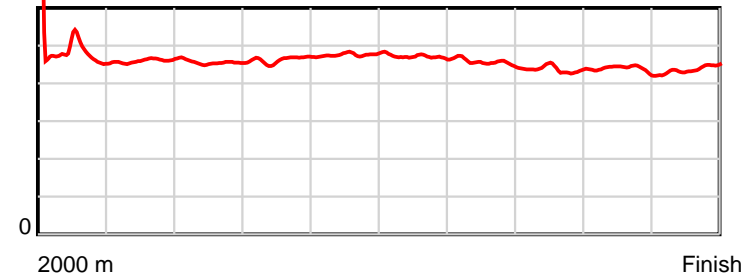
December 14, 2018, Race 4, 4FRONT ELECTRICAL/MODSERVE NZ TROT, Distance 2000m, Addington - Survey 3200m

Result	TAB no.	Horse (Barrier)	2000 to	1800m to	1600m to	1400m to	1200m to	1000m to	800m to	600m to	400m to	200m to	Total or	Margin
9th	14	Michelle (12)	1800m	1600m	1400m	1200m	1000m	800m	600m	400m	200m	WP	Average	
		Position in running (margin)	-	14(24.1)	14(20.5)	14(18.8)	11(16.3)	8(9.2)	10(11.8)	12(12.5)	12(11.9)	11(9.1)		4.50
		Sectional time (s)	21.69	14.91	14.41	14.69	15.17	16.29	14.94	14.39	14.05	14.45		
		Cumulative time (s)	154.99	133.30	118.39	103.98	89.29	74.12	57.83	42.89	28.50	14.45	2:34.99	
		Speed (m/s)	9.22	13.41	13.88	13.61	13.18	12.28	13.39	13.90	14.23	13.84	12.90	
		Stride length (m)	4.83	6.17	6.31	6.31	6.28	5.77	6.10	6.07	6.23	6.07	5.98	
		Stride duration (s)	0.477	0.460	0.455	0.464	0.476	0.470	0.456	0.437	0.438	0.439	0.463	
		Stride efficiency (%)	36.47	59.57	62.18	62.23	61.60	52.06	58.20	57.62	60.66	57.57	55.88	
		Stride count	41.40	32.39	31.71	31.69	31.85	34.65	32.77	32.94	32.10	32.95	334.45	

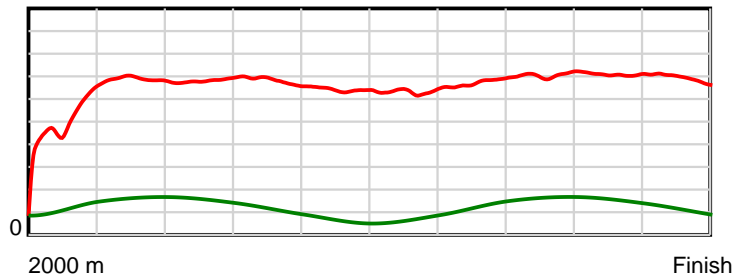
10 m Stride length



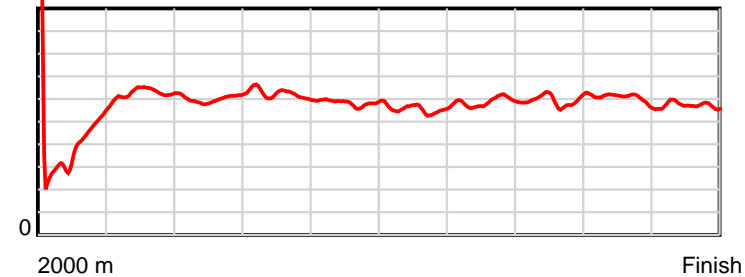
0.6 s Stride duration



20 m/sec Speed



100 % Stride efficiency



Note: Horizontal distance axis grid lines are 200m furlongs.

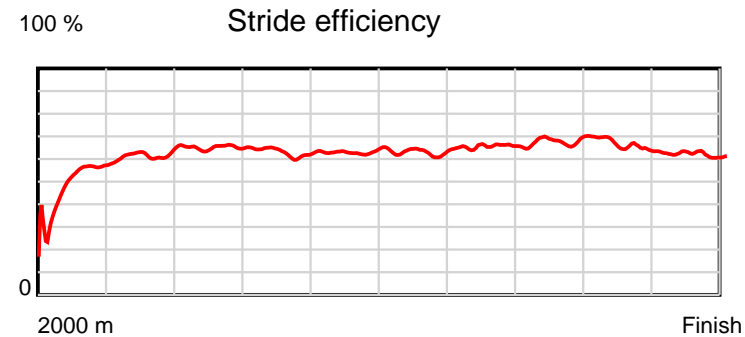
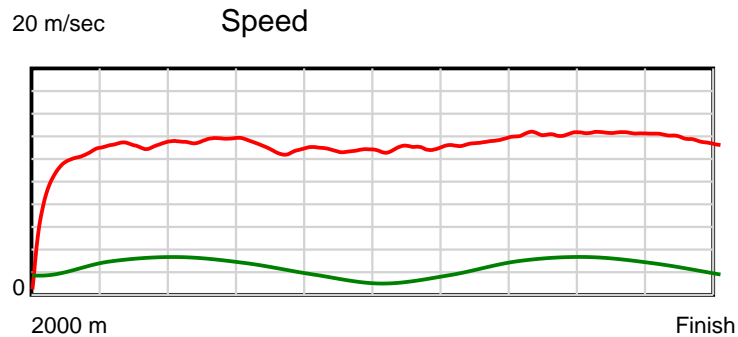
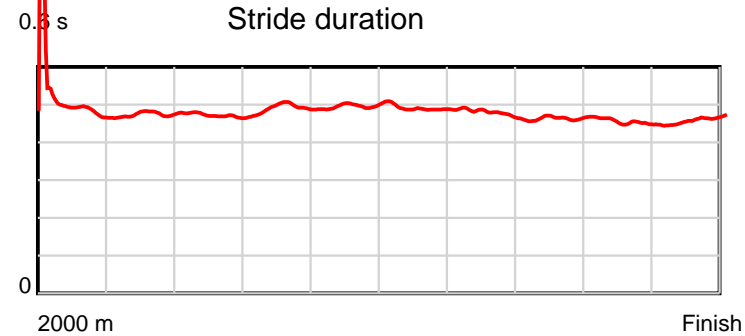
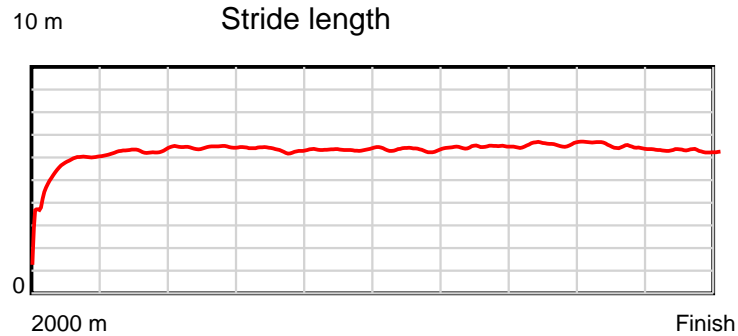
Disclaimer.

HRNZ and NZMTC and Thoroughbred Ratings Pty Ltd accepts no responsibility for the completeness or accuracy of any of the information contained herein, and makes no representations about its suitability for any particular purpose. Users should make their own judgements about those matters and/or seek independent advice. You assume all risks associated with use of the data provided on this page.

Race Results

December 14, 2018, Race 4, 4FRONT ELECTRICAL/MODSERVE NZ TROT, Distance 2000m, Addington - Survey 3200m

Result	TAB no.	Horse (Barrier)	2000 to	1800m to	1600m to	1400m to	1200m to	1000m to	800m to	600m to	400m to	200m to	Total or	Margin
10th	10	Celtic Thunder (9)	1800m	1600m	1400m	1200m	1000m	800m	600m	400m	200m	WP	Average	
		Position in running (margin)	-	10(8.1)	10(10.1)	9(10.6)	9(12.8)	7(8.8)	9(11.0)	11(11.8)	13(12.1)	8(7.9)		4.60
		Sectional time (s)	18.91	15.86	14.76	15.49	15.68	16.23	14.94	14.54	13.82	14.77		
		Cumulative time (s)	155.00	136.09	120.23	105.47	89.98	74.30	58.07	43.13	28.59	14.77	2:35.00	
		Speed (m/s)	10.58	12.61	13.55	12.91	12.76	12.32	13.39	13.76	14.47	13.54	12.90	
		Stride length (m)	5.39	5.98	6.38	6.34	6.33	6.03	6.38	6.38	6.54	6.25	6.18	
		Stride duration (s)	0.512	0.474	0.471	0.491	0.496	0.490	0.477	0.464	0.452	0.461	0.479	
		Stride efficiency (%)	45.33	55.83	63.68	62.89	62.65	56.90	63.71	63.70	66.93	60.99	59.76	
		Stride count	37.13	33.46	31.33	31.53	31.59	33.14	31.32	31.33	30.56	32.01	323.40	



Note: Horizontal distance axis grid lines are 200m furlongs.

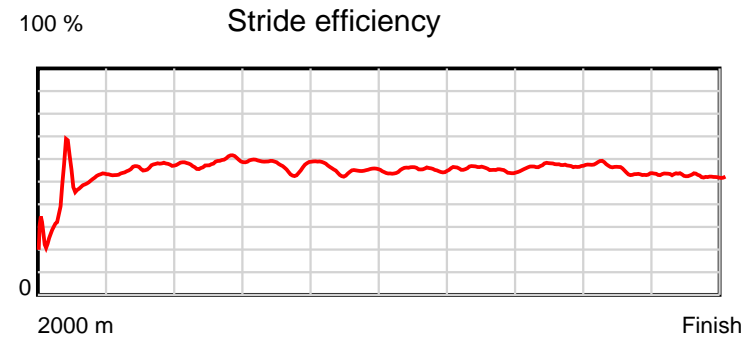
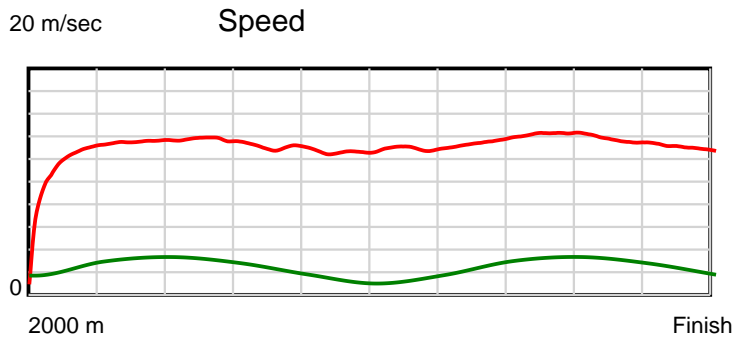
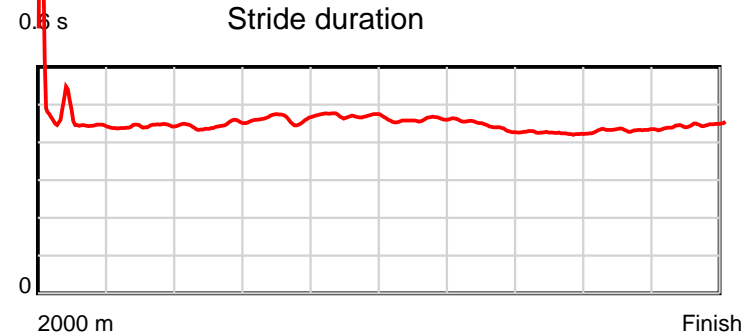
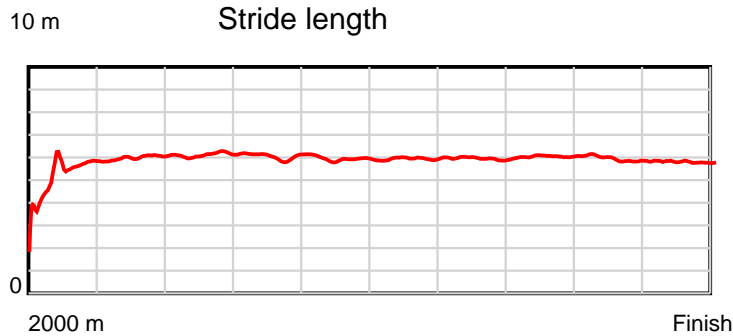
Disclaimer.

HRNZ and NZMTC and Thoroughbred Ratings Pty Ltd accepts no responsibility for the completeness or accuracy of any of the information contained herein, and makes no representations about its suitability for any particular purpose. Users should make their own judgements about those matters and/or seek independent advice. You assume all risks associated with use of the data provided on this page.

Race Results

December 14, 2018, Race 4, 4FRONT ELECTRICAL/MODSERVE NZ TROT, Distance 2000m, Addington - Survey 3200m

Result	TAB no.	Horse (Barrier)	2000 to 1800m	1800m to 1600m	1600m to 1400m	1400m to 1200m	1200m to 1000m	1000m to 800m	800m to 600m	600m to 400m	400m to 200m	200m to WP	Total or Average	Margin
11th	7	Chivasion (6)												
		Position in running (margin)	-	7(6.2)	5(4.0)	3(4.4)	3(5.6)	3(4.4)	3(3.5)	3(4.2)	2(3.1)	3(4.4)		5.10
		Sectional time (s)	18.46	15.15	14.76	15.31	16.15	15.72	14.94	14.30	14.73	15.57		
		Cumulative time (s)	155.09	136.63	121.48	106.72	91.41	75.26	59.54	44.60	30.30	15.57	2:35.09	
		Speed (m/s)	10.83	13.20	13.55	13.06	12.38	12.72	13.39	13.99	13.58	12.85	12.90	
		Stride length (m)	5.19	5.85	6.03	6.05	5.83	5.85	5.92	5.94	5.88	5.73	5.82	
		Stride duration (s)	0.464	0.443	0.445	0.463	0.471	0.460	0.442	0.424	0.433	0.446	0.451	
		Stride efficiency (%)	42.03	53.43	56.79	57.14	53.14	53.51	54.71	55.05	54.03	51.38	52.85	
		Stride count	38.56	34.20	33.18	33.08	34.30	34.18	33.80	33.70	34.01	34.88	343.89	



Note: Horizontal distance axis grid lines are 200m furlongs.

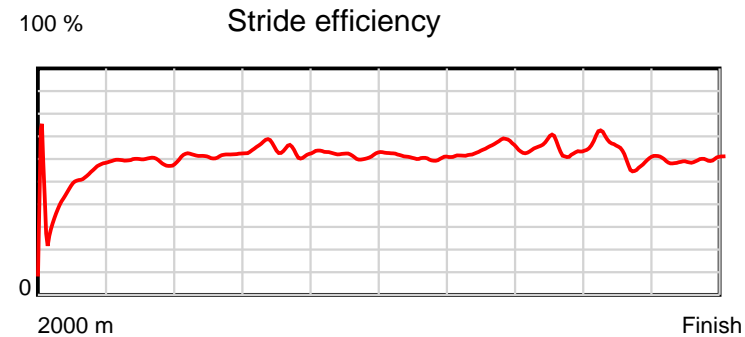
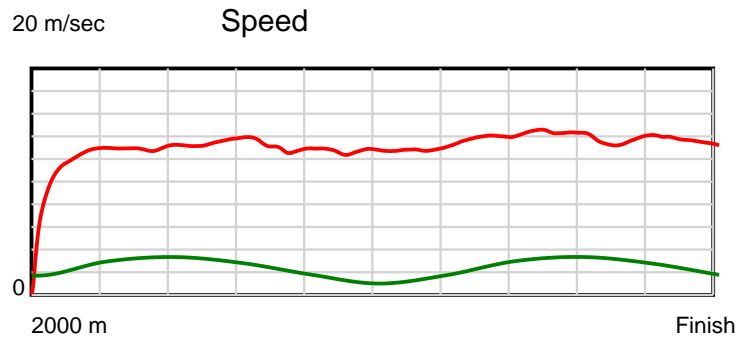
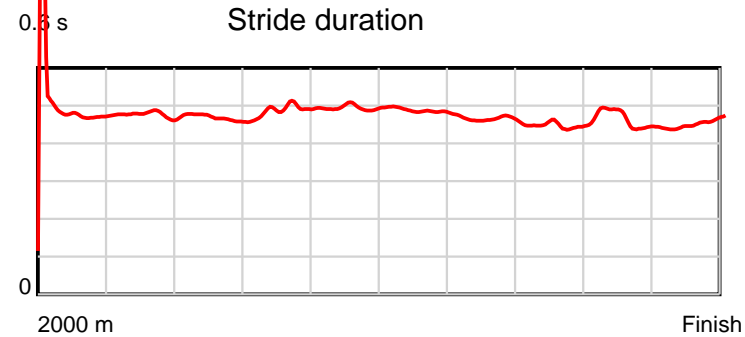
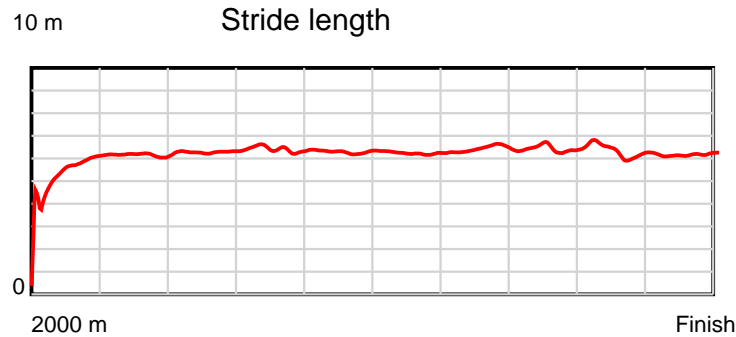
Disclaimer.

HRNZ and NZMTC and Thoroughbred Ratings Pty Ltd accepts no responsibility for the completeness or accuracy of any of the information contained herein, and makes no representations about its suitability for any particular purpose. Users should make their own judgements about those matters and/or seek independent advice. You assume all risks associated with use of the data provided on this page.

Race Results

December 14, 2018, Race 4, 4FRONT ELECTRICAL/MODSERVE NZ TROT, Distance 2000m, Addington - Survey 3200m

Result	TAB no.	Horse (Barrier)	2000 to 1800m	1800m to 1600m	1600m to 1400m	1400m to 1200m	1200m to 1000m	1000m to 800m	800m to 600m	600m to 400m	400m to 200m	200m to WP	Total or Average	Margin
12th	9	Locksmith (8)												
		Position in running (margin)	-	13(14.2)	13(16.3)	13(18.6)	13(19.4)	13(16.6)	13(15.9)	13(13.5)	11(10.7)	13(12.3)		7.20
		Sectional time (s)	19.68	15.88	15.07	15.25	15.87	15.74	14.43	14.03	14.78	14.75		
		Cumulative time (s)	155.48	135.80	119.92	104.85	89.60	73.73	57.99	43.56	29.53	14.75	2:35.48	
		Speed (m/s)	10.16	12.59	13.27	13.11	12.60	12.71	13.86	14.26	13.53	13.56	12.86	
		Stride length (m)	5.38	5.99	6.21	6.42	6.23	6.18	6.43	6.38	6.26	6.15	6.15	
		Stride duration (s)	0.506	0.476	0.468	0.489	0.494	0.487	0.464	0.447	0.463	0.453	0.478	
		Stride efficiency (%)	45.18	56.16	60.25	64.38	60.64	59.73	64.68	63.57	61.28	59.09	59.07	
		Stride count	37.19	33.36	32.21	31.16	32.11	32.35	31.09	31.36	31.94	32.52	325.29	



Note: Horizontal distance axis grid lines are 200m furlongs.

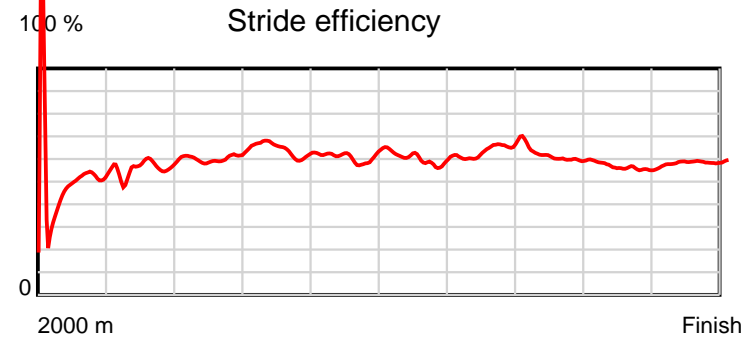
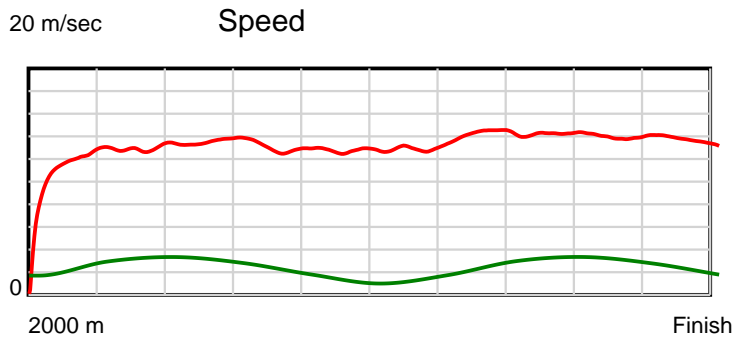
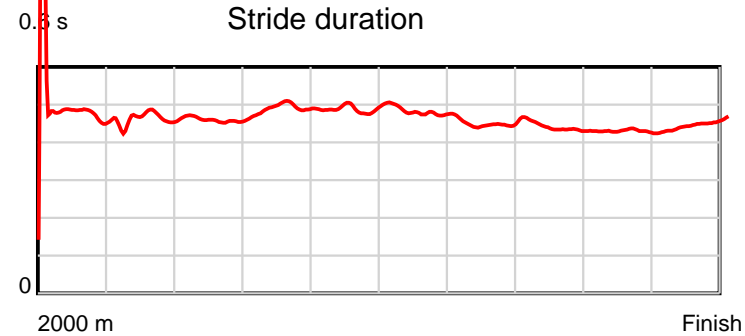
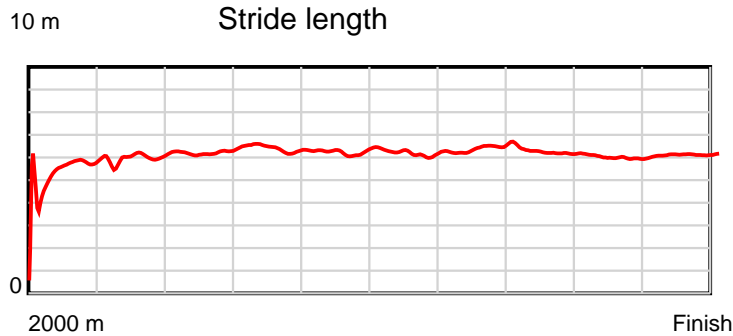
Disclaimer.

HRNZ and NZMTC and Thoroughbred Ratings Pty Ltd accepts no responsibility for the completeness or accuracy of any of the information contained herein, and makes no representations about its suitability for any particular purpose. Users should make their own judgements about those matters and/or seek independent advice. You assume all risks associated with use of the data provided on this page.

Race Results

December 14, 2018, Race 4, 4FRONT ELECTRICAL/MODSERVE NZ TROT, Distance 2000m, Addington - Survey 3200m

Result	TAB no.	Horse (Barrier)	2000 to	1800m to	1600m to	1400m to	1200m to	1000m to	800m to	600m to	400m to	200m to	Total or	Margin
13th	11	Tehoro Dazzle (10)	1800m	1600m	1400m	1200m	1000m	800m	600m	400m	200m	WP	Average	
		Position in running (margin)	-	11(10.5)	11(12.9)	12(15.3)	12(17.1)	12(14.7)	12(14.1)	10(9.8)	10(9.8)	12(10.8)		7.40
		Sectional time (s)	19.31	15.93	15.09	15.41	15.95	15.75	14.11	14.49	14.70	14.77		
		Cumulative time (s)	155.51	136.20	120.27	105.18	89.77	73.82	58.07	43.96	29.47	14.77	2:35.51	
		Speed (m/s)	10.36	12.55	13.25	12.98	12.54	12.70	14.17	13.80	13.61	13.54	12.86	
		Stride length (m)	5.34	5.79	6.10	6.38	6.14	6.10	6.37	6.04	5.85	6.09	6.00	
		Stride duration (s)	0.504	0.461	0.460	0.491	0.489	0.480	0.449	0.438	0.430	0.450	0.467	
		Stride efficiency (%)	44.62	52.39	58.14	63.55	58.83	58.11	63.39	57.00	53.40	57.93	56.33	
		Stride count	37.43	34.54	32.79	31.36	32.60	32.80	31.40	33.12	34.21	32.85	333.10	



Note: Horizontal distance axis grid lines are 200m furlongs.

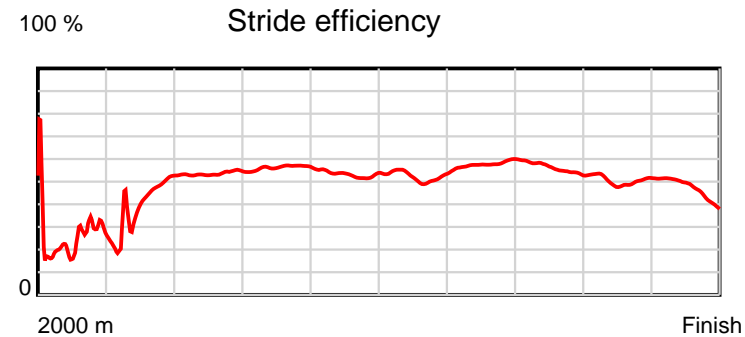
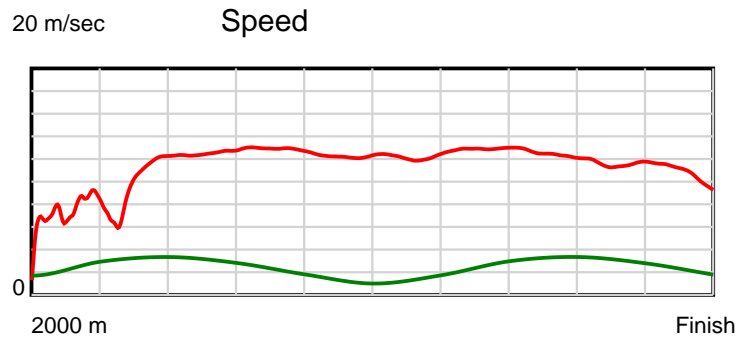
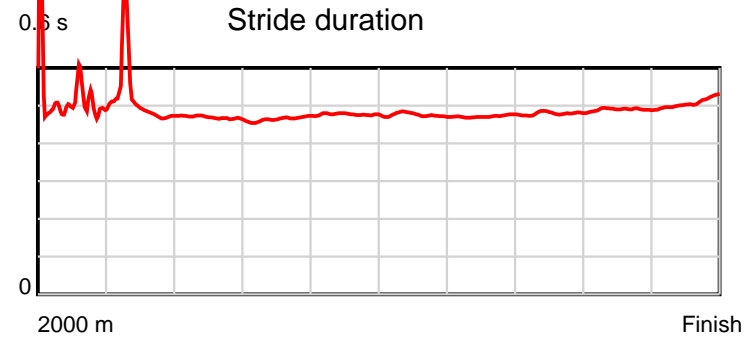
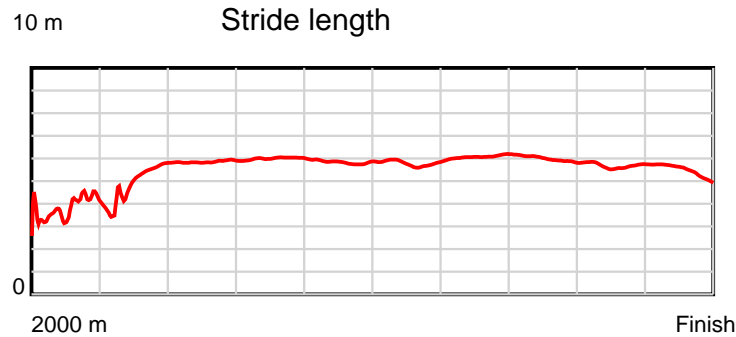
Disclaimer.

HRNZ and NZMTC and Thoroughbred Ratings Pty Ltd accepts no responsibility for the completeness or accuracy of any of the information contained herein, and makes no representations about its suitability for any particular purpose. Users should make their own judgements about those matters and/or seek independent advice. You assume all risks associated with use of the data provided on this page.

Race Results

December 14, 2018, Race 4, 4FRONT ELECTRICAL/MODSERVE NZ TROT, Distance 2000m, Addington - Survey 3200m

Result	TAB no.	Horse (Barrier)	2000 to	1800m to	1600m to	1400m to	1200m to	1000m to	800m to	600m to	400m to	200m to	Total or	Margin
14th	1	Red Harbour (1)	1800m	1600m	1400m	1200m	1000m	800m	600m	400m	200m	WP	Average	
		Position in running (margin)	-	15(60.5)	15(99.2)	15(106.8)	15(109.2)	15(109.3)	15(113.2)	15(117.2)	15(126.7)	14(142.9)		152.70
		Sectional time (s)	27.76	21.97	15.95	15.52	16.37	16.50	15.49	16.08	17.22	18.81		
		Cumulative time (s)	181.67	153.91	131.94	115.99	100.47	84.10	67.60	52.11	36.03	18.81	3:01.67	
		Speed (m/s)	7.20	9.10	12.54	12.89	12.22	12.12	12.91	12.44	11.61	10.63	11.01	
		Stride length (m)	3.65	4.62	5.87	5.99	5.82	5.76	6.09	5.97	5.69	5.42	5.36	
		Stride duration (s)	0.486	0.507	0.468	0.465	0.477	0.475	0.472	0.480	0.490	0.510	0.487	
		Stride efficiency (%)	20.78	33.31	53.78	56.16	52.95	51.91	57.98	55.64	50.68	45.97	44.92	
		Stride count	54.85	43.32	34.09	33.36	34.36	34.70	32.83	33.52	35.12	36.88	373.03	



Note: Horizontal distance axis grid lines are 200m furlongs.

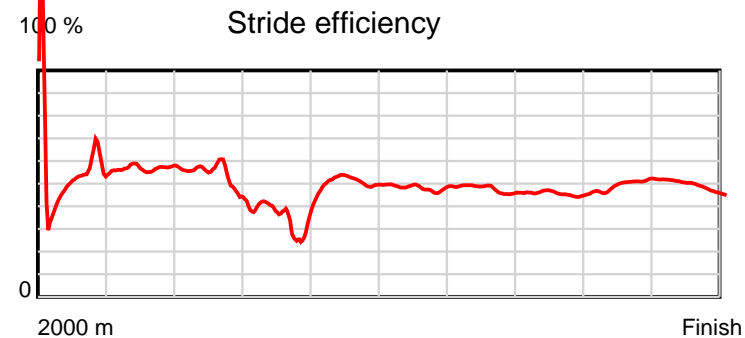
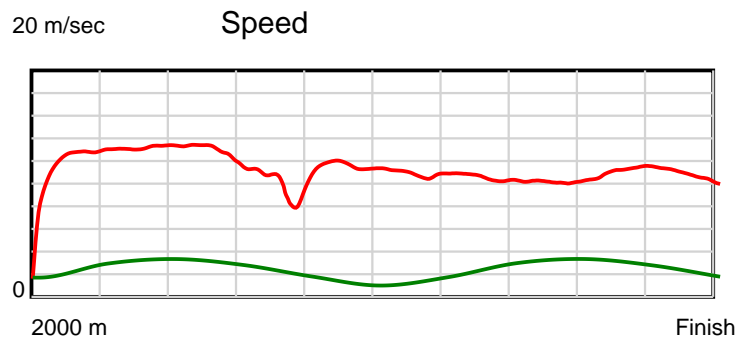
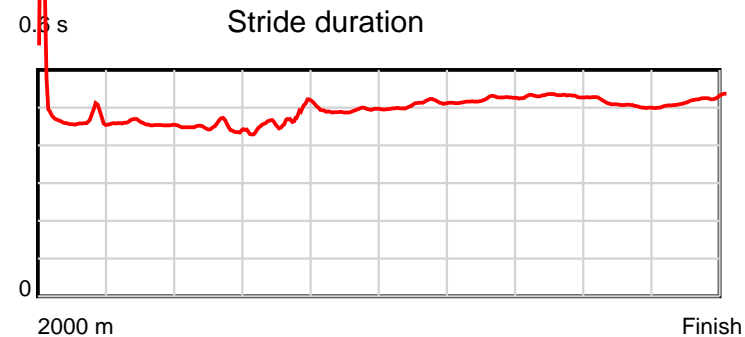
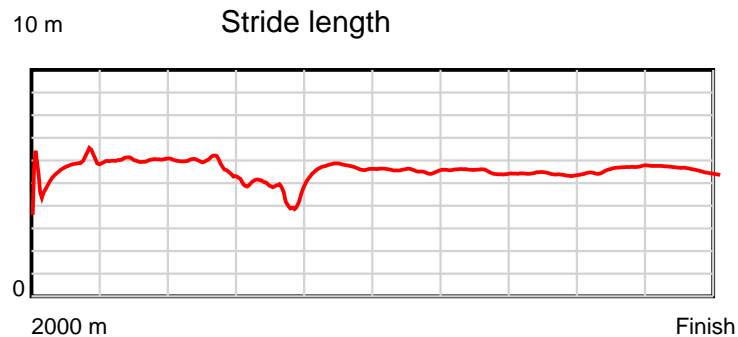
Disclaimer.

HRNZ and NZMTC and Thoroughbred Ratings Pty Ltd accepts no responsibility for the completeness or accuracy of any of the information contained herein, and makes no representations about its suitability for any particular purpose. Users should make their own judgements about those matters and/or seek independent advice. You assume all risks associated with use of the data provided on this page.

Race Results

December 14, 2018, Race 4, 4FRONT ELECTRICAL/MODSERVE NZ TROT, Distance 2000m, Addington - Survey 3200m

Result	TAB no.	Horse (Barrier)	2000 to	1800m to	1600m to	1400m to	1200m to	1000m to	800m to	600m to	400m to	200m to	Total or	Margin
15th	15	Girls Let Loos... (13)	1800m	1600m	1400m	1200m	1000m	800m	600m	400m	200m	WP	Average	
		Position in running (margin)	-	5(4.9)	6(4.6)	8(10.3)	14(39.9)	14(46.2)	14(64.4)	14(89.5)	14(124.3)	15(145.4)		153.40
		Sectional time (s)	18.49	15.46	15.64	20.06	17.39	18.89	19.00	20.29	18.04	18.53		
		Cumulative time (s)	181.79	163.30	147.84	132.20	112.14	94.75	75.86	56.86	36.57	18.53	3:01.79	
		Speed (m/s)	10.82	12.94	12.79	9.97	11.50	10.59	10.53	9.86	11.09	10.79	11.00	
		Stride length (m)	5.48	5.91	5.71	4.57	5.66	5.39	5.50	5.24	5.62	5.62	5.45	
		Stride duration (s)	0.470	0.457	0.446	0.459	0.492	0.509	0.523	0.531	0.507	0.521	0.495	
		Stride efficiency (%)	47.00	54.59	50.86	32.69	50.06	45.36	47.27	42.88	49.30	49.41	46.34	
		Stride count	36.47	33.84	35.06	43.73	35.34	37.12	36.36	38.18	35.61	35.57	367.28	



Note: Horizontal distance axis grid lines are 200m furlongs.

Disclaimer.

HRNZ and NZMTC and Thoroughbred Ratings Pty Ltd accepts no responsibility for the completeness or accuracy of any of the information contained herein, and makes no representations about its suitability for any particular purpose. Users should make their own judgements about those matters and/or seek independent advice. You assume all risks associated with use of the data provided on this page.