



## Race Results

NZ Metropolitan Trotting Club Inc, HRNZ, February 01, 2019

Compilation date: February 1, 2019, 8:44:56 PM (NZDT)

Copyright © 2019 HRNZ and NZMTC. All rights reserved.

### Trademarks.

StrideMASTER is a registered trademark of Thoroughbred Ratings Pty Ltd.

### Disclaimer.

HRNZ and NZMTC and Thoroughbred Ratings Pty Ltd accepts no responsibility for the completeness or accuracy of any of the information contained herein, and makes no representations about its suitability for any particular purpose. Users should make their own judgements about those matters and/or seek independent advice. You assume all risks associated with use of the data provided on this page.



# Race Results



February 01, 2019, Race 7, SBSR VISIT HRNZ WEB BANNER FOR YEARLING VIDEOS HANDICAP TROT, Distance 2600m, Addington - Survey 3200m

Result	TAB no.	Horse (Barrier)	2600 to	2400m to
1st	7	Great Things H... (2)	2400m	2200m
		Position in running (margin)	-	5(10.1)
		Sectional time (s)	18.90	15.25
		Cumulative time (s)	201.40	182.50
		Speed (m/s)	10.58	13.11
		Stride length (m)	6.06	6.25
		Stride duration (s)	0.465	0.477
		Stride efficiency (%)	57.40	61.10
		Stride count	33.00	31.98

#### Disclaimer.

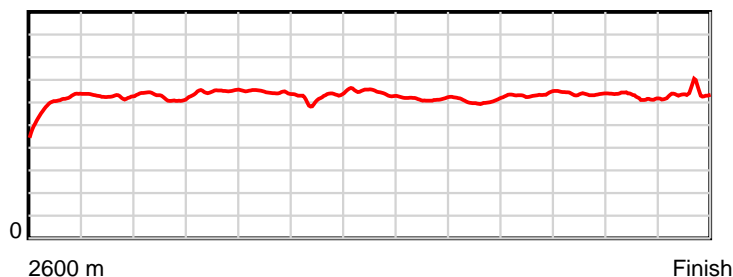
HRNZ and NZMTC and Thoroughbred Ratings Pty Ltd accepts no responsibility for the completeness or accuracy of any of the information contained herein, and makes no representations about its suitability for any particular purpose. Users should make their own judgements about those matters and/or seek independent advice. You assume all risks associated with use of the data provided on this page.

# Race Results

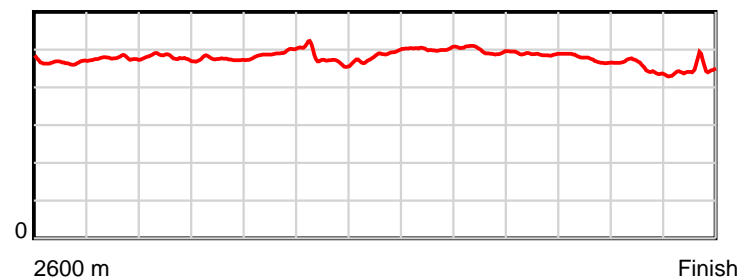
February 01, 2019, Race 7, SBSR VISIT HRNZ WEB BANNER FOR YEARLING VIDEOS HANDICAP TROT, Distance 2600m, Addington - Survey 3200m

Result	TAB no.	Horse (Barrier)	2200m to	2000m to	1800m to	1600m to	1400m to	1200m to	1000m to	800m to	600m to	400m to	200m to	Total or	Margin
1st	7	Great Things H... (2)	2000m	1800m	1600m	1400m	1200m	1000m	800m	600m	400m	200m	WP	Average	
		Position in running (margin)	5(7.8)	5(7.1)	5(7.1)	5(8.0)	2(1.0)	1(0.0)	1(0.0)	1(0.0)	1(0.0)	1(0.0)	1(0.0)		0.00
		Sectional time (s)	15.43	14.61	15.19	15.33	15.03	16.24	16.43	15.51	14.96	14.44	14.08		
		Cumulative time (s)	167.25	151.82	137.21	122.02	106.69	91.66	75.42	58.99	43.48	28.52	14.08	3:21.40	
		Speed (m/s)	12.96	13.69	13.17	13.05	13.31	12.32	12.17	12.89	13.37	13.85	14.20	12.91	
		Stride length (m)	6.23	6.50	6.46	6.23	6.45	6.18	6.05	6.29	6.32	6.26	6.33	6.28	
		Stride duration (s)	0.480	0.475	0.491	0.478	0.485	0.502	0.497	0.488	0.473	0.452	0.446	0.486	
		Stride efficiency (%)	60.59	65.93	65.29	60.66	65.05	59.73	57.29	61.83	62.51	61.28	62.69	61.56	
		Stride count	32.12	30.79	30.94	32.10	31.00	32.35	33.03	31.79	31.62	31.94	31.58	414.24	

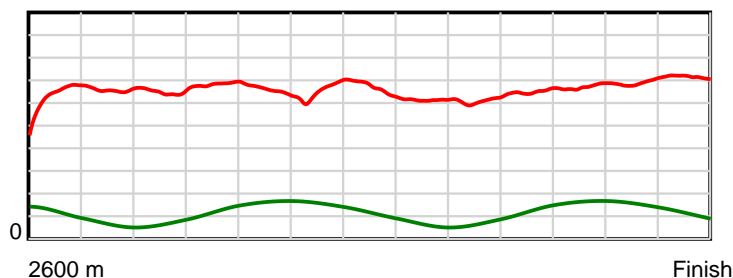
10 m Stride length



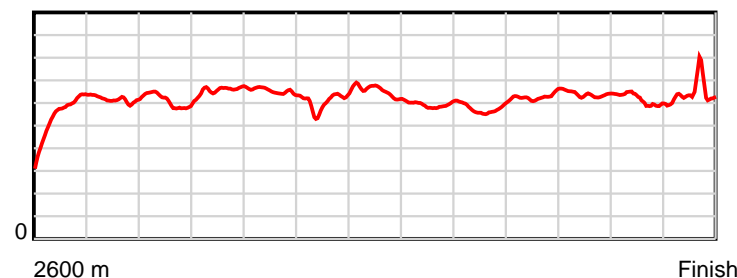
0.6 s Stride duration



20 m/sec Speed



100 % Stride efficiency



Note: Horizontal distance axis grid lines are 200m furlongs.

## Disclaimer.

HRNZ and NZMTC and Thoroughbred Ratings Pty Ltd accepts no responsibility for the completeness or accuracy of any of the information contained herein, and makes no representations about its suitability for any particular purpose. Users should make their own judgements about those matters and/or seek independent advice. You assume all risks associated with use of the data provided on this page.



# Race Results



February 01, 2019, Race 7, SBSR VISIT HRNZ WEB BANNER FOR YEARLING VIDEOS HANDICAP TROT, Distance 2600m, Addington - Survey 3200m

Result	TAB no.	Horse (Barrier)	2600 to	2400m to
2nd	3	<b>Sundons Flyer (4)</b>	<b>2400m</b>	<b>2200m</b>
		Position in running (margin)	-	4(5.1)
		Sectional time (s)	18.17	15.49
		Cumulative time (s)	201.95	183.78
		Speed (m/s)	11.01	12.91
		Stride length (m)	5.24	5.69
		Stride duration (s)	0.422	0.441
		Stride efficiency (%)	42.96	50.64
		Stride count	38.15	35.13

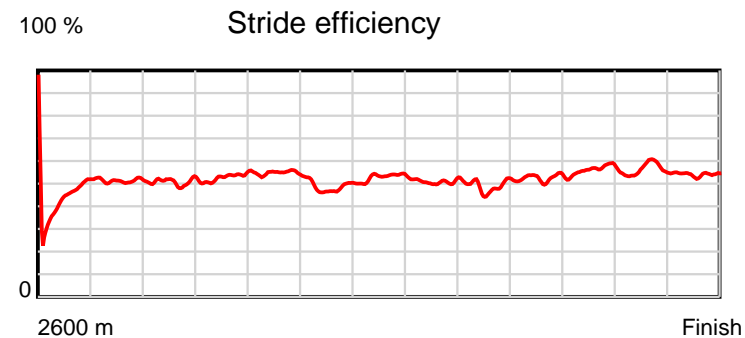
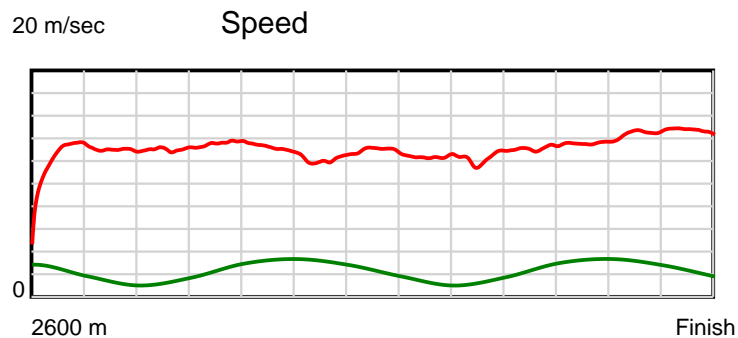
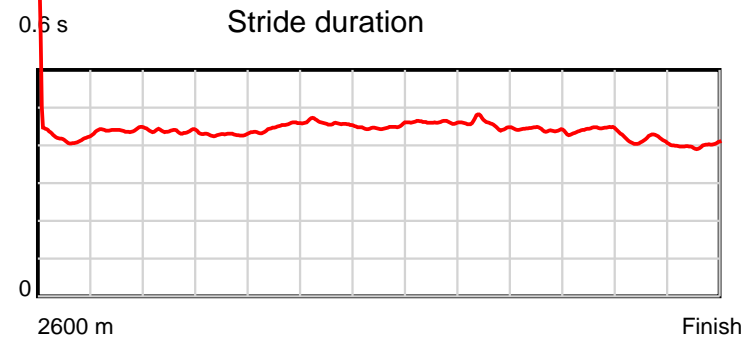
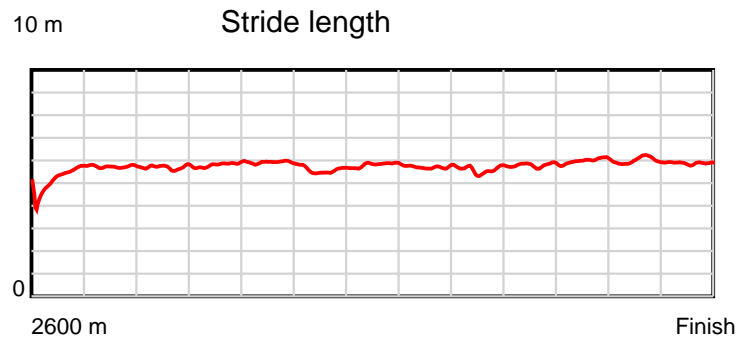
#### Disclaimer.

HRNZ and NZMTC and Thoroughbred Ratings Pty Ltd accepts no responsibility for the completeness or accuracy of any of the information contained herein, and makes no representations about its suitability for any particular purpose. Users should make their own judgements about those matters and/or seek independent advice. You assume all risks associated with use of the data provided on this page.

# Race Results

February 01, 2019, Race 7, SBSR VISIT HRNZ WEB BANNER FOR YEARLING VIDEOS HANDICAP TROT, Distance 2600m, Addington - Survey 3200m

Result	TAB no.	Horse (Barrier)	2200m to	2000m to	1800m to	1600m to	1400m to	1200m to	1000m to	800m to	600m to	400m to	200m to	Total or	Margin
2nd	3	<b>Sundons Flyer (4)</b>	<b>2000m</b>	<b>1800m</b>	<b>1600m</b>	<b>1400m</b>	<b>1200m</b>	<b>1000m</b>	<b>800m</b>	<b>600m</b>	<b>400m</b>	<b>200m</b>	<b>WP</b>	<b>Average</b>	
		Position in running (margin)	3(4.2)	4(3.6)	4(4.6)	4(5.8)	5(5.9)	5(7.6)	5(8.2)	5(8.9)	5(7.7)	6(7.9)	6(5.0)		3.10
		Sectional time (s)	15.45	14.79	15.23	16.51	15.48	16.34	16.55	15.31	15.00	13.97	13.66		
		Cumulative time (s)	168.29	152.84	138.05	122.82	106.31	90.83	74.49	57.94	42.63	27.63	13.66	3:21.95	
		Speed (m/s)	12.94	13.52	13.13	12.11	12.92	12.24	12.08	13.06	13.33	14.32	14.64	12.87	
		Stride length (m)	5.66	5.80	5.89	5.56	5.80	5.65	5.52	5.76	5.89	5.93	5.87	5.71	
		Stride duration (s)	0.437	0.429	0.449	0.459	0.449	0.461	0.457	0.441	0.441	0.414	0.401	0.443	
		Stride efficiency (%)	50.11	52.59	54.23	48.34	52.55	49.81	47.59	51.88	54.14	54.86	53.84	50.88	
		Stride count	35.32	34.48	33.95	35.96	34.49	35.43	36.24	34.71	33.98	33.75	34.07	455.66	



Note: Horizontal distance axis grid lines are 200m furlongs.

#### Disclaimer.

HRNZ and NZMTC and Thoroughbred Ratings Pty Ltd accepts no responsibility for the completeness or accuracy of any of the information contained herein, and makes no representations about its suitability for any particular purpose. Users should make their own judgements about those matters and/or seek independent advice. You assume all risks associated with use of the data provided on this page.



# Race Results



February 01, 2019, Race 7, SBSR VISIT HRNZ WEB BANNER FOR YEARLING VIDEOS HANDICAP TROT, Distance 2600m, Addington - Survey 3200m

Result	TAB no.	Horse (Barrier)	2600 to	2400m to
3rd	5	<b>Belles Son (1)</b>	<b>2400m</b>	<b>2200m</b>
		Position in running (margin)	-	3(5.0)
		Sectional time (s)	18.22	15.50
		Cumulative time (s)	202.08	183.86
		Speed (m/s)	10.98	12.90
		Stride length (m)	5.32	5.48
		Stride duration (s)	0.406	0.424
		Stride efficiency (%)	44.17	46.89
		Stride count	37.62	36.51

#### Disclaimer.

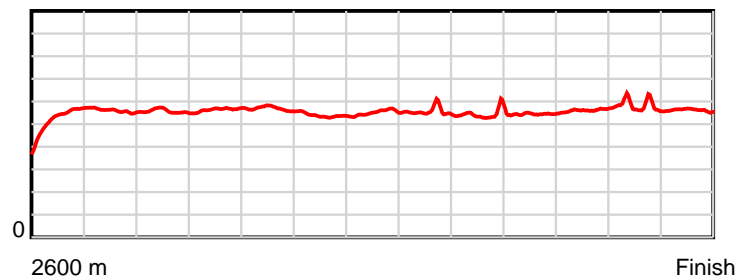
HRNZ and NZMTC and Thoroughbred Ratings Pty Ltd accepts no responsibility for the completeness or accuracy of any of the information contained herein, and makes no representations about its suitability for any particular purpose. Users should make their own judgements about those matters and/or seek independent advice. You assume all risks associated with use of the data provided on this page.

# Race Results

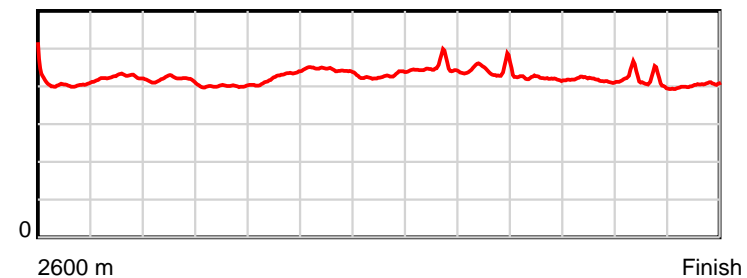
February 01, 2019, Race 7, SBSR VISIT HRNZ WEB BANNER FOR YEARLING VIDEOS HANDICAP TROT, Distance 2600m, Addington - Survey 3200m

Result	TAB no.	Horse (Barrier)	2200m to	2000m to	1800m to	1600m to	1400m to	1200m to	1000m to	800m to	600m to	400m to	200m to	Total or	Margin
3rd	5	<b>Belles Son (1)</b>	<b>2000m</b>	<b>1800m</b>	<b>1600m</b>	<b>1400m</b>	<b>1200m</b>	<b>1000m</b>	<b>800m</b>	<b>600m</b>	<b>400m</b>	<b>200m</b>	<b>WP</b>	<b>Average</b>	
		Position in running (margin)	4(4.2)	3(2.9)	1(0.0)	1(0.0)	1(0.0)	2(1.7)	2(2.4)	2(2.4)	2(2.3)	2(1.8)	2(1.9)		3.80
		Sectional time (s)	15.34	14.12	15.04	16.49	15.48	16.36	16.43	15.50	14.88	14.46	14.26		
		Cumulative time (s)	168.36	153.02	138.90	123.86	107.37	91.89	75.53	59.10	43.60	28.72	14.26	3:22.08	
		Speed (m/s)	13.04	14.16	13.30	12.13	12.92	12.22	12.17	12.90	13.44	13.83	14.03	12.87	
		Stride length (m)	5.44	5.67	5.65	5.38	5.54	5.48	5.38	5.43	5.60	5.74	5.66	5.52	
		Stride duration (s)	0.417	0.400	0.425	0.444	0.428	0.448	0.442	0.421	0.417	0.415	0.404	0.429	
		Stride efficiency (%)	46.28	50.26	49.96	45.23	47.88	46.85	45.31	46.04	48.98	51.48	50.08	47.57	
		Stride count	36.75	35.26	35.37	37.17	36.13	36.53	37.14	36.85	35.72	34.85	35.33	471.23	

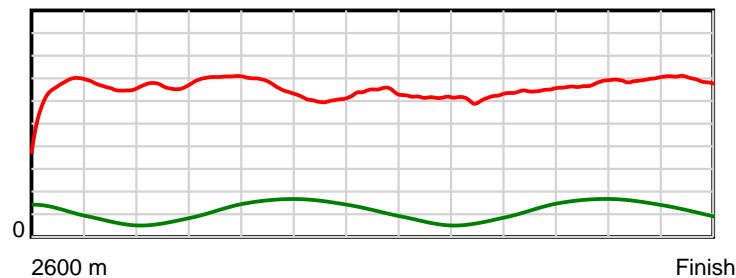
10 m Stride length



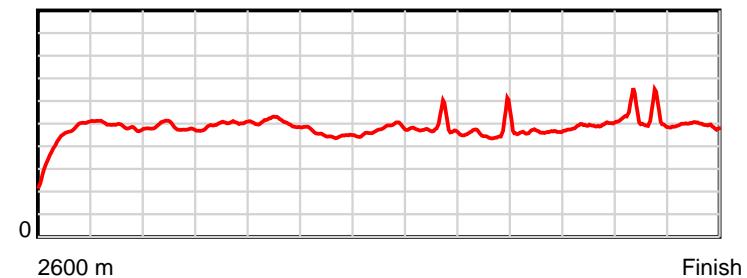
0.6 s Stride duration



20 m/sec Speed



100 % Stride efficiency



Note: Horizontal distance axis grid lines are 200m furlongs.

## Disclaimer.

HRNZ and NZMTC and Thoroughbred Ratings Pty Ltd accepts no responsibility for the completeness or accuracy of any of the information contained herein, and makes no representations about its suitability for any particular purpose. Users should make their own judgements about those matters and/or seek independent advice. You assume all risks associated with use of the data provided on this page.



# Race Results



February 01, 2019, Race 7, SBSR VISIT HRNZ WEB BANNER FOR YEARLING VIDEOS HANDICAP TROT, Distance 2600m, Addington - Survey 3200m

Result	TAB no.	Horse (Barrier)	2600 to	2400m to
4th	1	<b>Il Pirata (3)</b>	<b>2400m</b>	<b>2200m</b>
		Position in running (margin)	-	2(2.6)
		Sectional time (s)	17.61	15.58
		Cumulative time (s)	202.12	184.51
		Speed (m/s)	11.36	12.84
		Stride length (m)	5.16	5.74
		Stride duration (s)	0.442	0.447
		Stride efficiency (%)	41.53	51.50
		Stride count	38.80	34.84

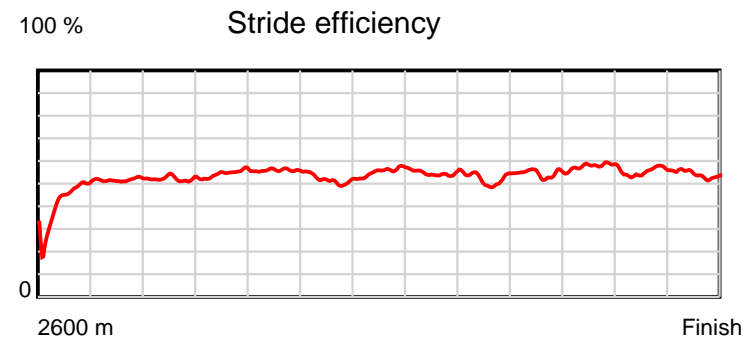
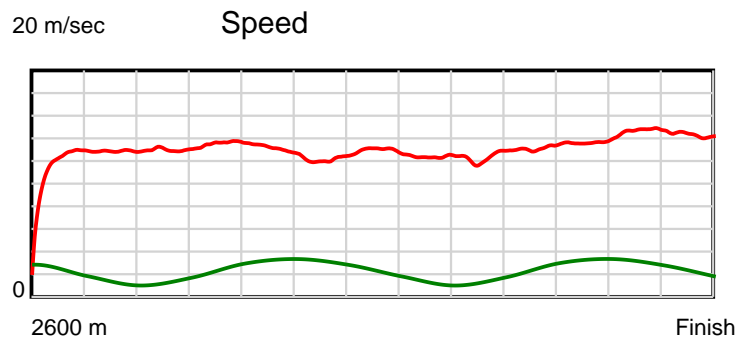
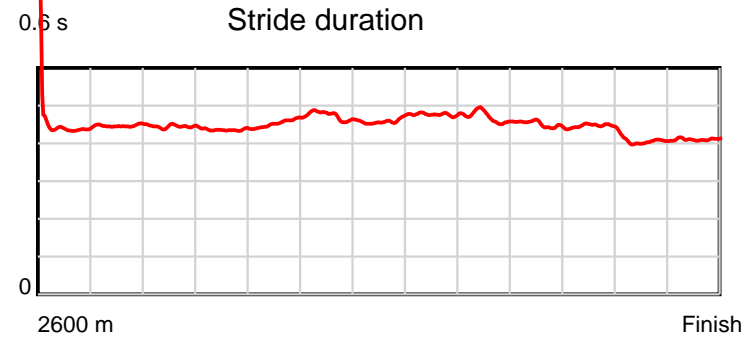
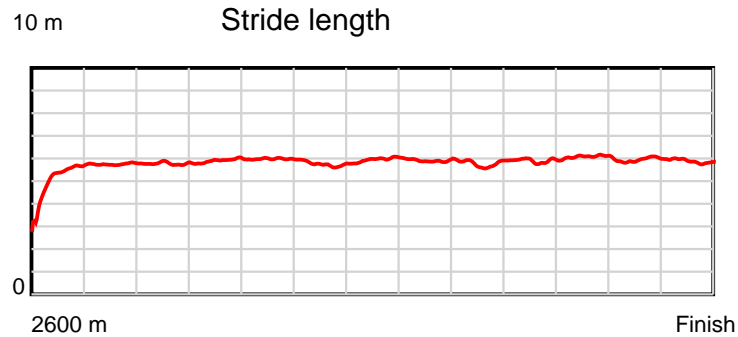
#### Disclaimer.

HRNZ and NZMTC and Thoroughbred Ratings Pty Ltd accepts no responsibility for the completeness or accuracy of any of the information contained herein, and makes no representations about its suitability for any particular purpose. Users should make their own judgements about those matters and/or seek independent advice. You assume all risks associated with use of the data provided on this page.

# Race Results

February 01, 2019, Race 7, SBSR VISIT HRNZ WEB BANNER FOR YEARLING VIDEOS HANDICAP TROT, Distance 2600m, Addington - Survey 3200m

Result	TAB no.	Horse (Barrier)	2200m to	2000m to	1800m to	1600m to	1400m to	1200m to	1000m to	800m to	600m to	400m to	200m to	Total or	Margin
4th	1	Il Pirata (3)	2000m	1800m	1600m	1400m	1200m	1000m	800m	600m	400m	200m	WP	Average	
		Position in running (margin)	2(2.2)	2(2.2)	3(3.0)	3(4.4)	4(3.9)	4(5.6)	4(6.2)	4(7.2)	4(5.9)	5(6.2)	3(3.3)		4.00
		Sectional time (s)	15.54	14.74	15.28	16.41	15.48	16.33	16.60	15.30	15.01	13.96	14.28		
		Cumulative time (s)	168.93	153.39	138.65	123.37	106.96	91.48	75.15	58.55	43.25	28.24	14.28	3:22.12	
		Speed (m/s)	12.87	13.57	13.09	12.19	12.92	12.25	12.05	13.07	13.32	14.33	14.01	12.86	
		Stride length (m)	5.72	5.92	5.95	5.77	5.94	5.84	5.65	5.88	5.94	5.80	5.76	5.77	
		Stride duration (s)	0.445	0.436	0.455	0.473	0.460	0.477	0.469	0.450	0.446	0.405	0.411	0.448	
		Stride efficiency (%)	51.19	54.73	55.32	51.98	55.09	53.26	49.86	54.11	55.09	52.58	51.77	51.95	
		Stride count	34.95	33.80	33.61	34.68	33.69	34.26	35.41	33.99	33.68	34.48	34.75	450.94	



Note: Horizontal distance axis grid lines are 200m furlongs.

**Disclaimer.**

HRNZ and NZMTC and Thoroughbred Ratings Pty Ltd accepts no responsibility for the completeness or accuracy of any of the information contained herein, and makes no representations about its suitability for any particular purpose. Users should make their own judgements about those matters and/or seek independent advice. You assume all risks associated with use of the data provided on this page.



# Race Results



February 01, 2019, Race 7, SBSR VISIT HRNZ WEB BANNER FOR YEARLING VIDEOS HANDICAP TROT, Distance 2600m, Addington - Survey 3200m

Result	TAB no.	Horse (Barrier)	2600 to	2400m to
5th	2	<b>Time For Diamo... (5)</b>	<b>2400m</b>	<b>2200m</b>
		Position in running (margin)	-	1(0.0)
		Sectional time (s)	17.44	15.64
		Cumulative time (s)	202.47	185.03
		Speed (m/s)	11.47	12.79
		Stride length (m)	5.70	6.10
		Stride duration (s)	0.491	0.477
		Stride efficiency (%)	50.80	58.09
		Stride count	35.08	32.80

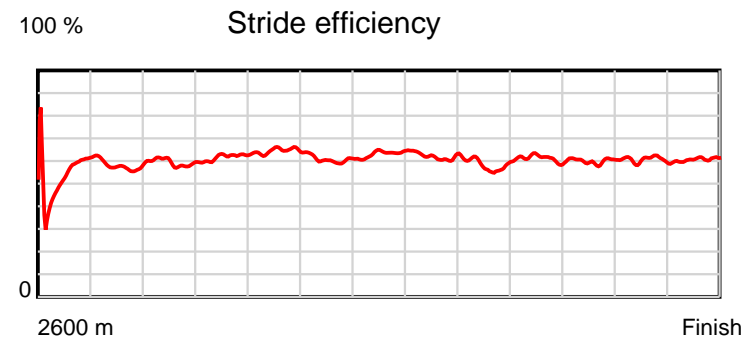
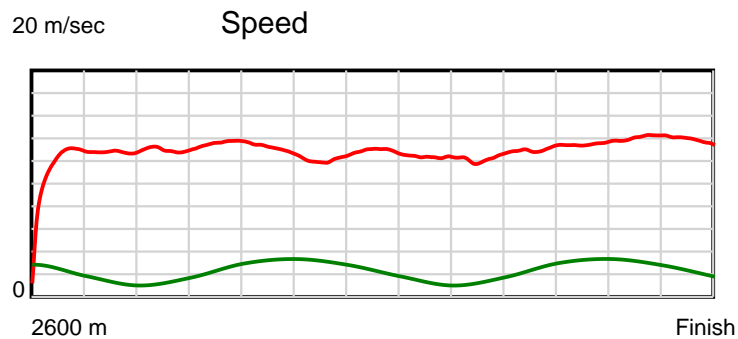
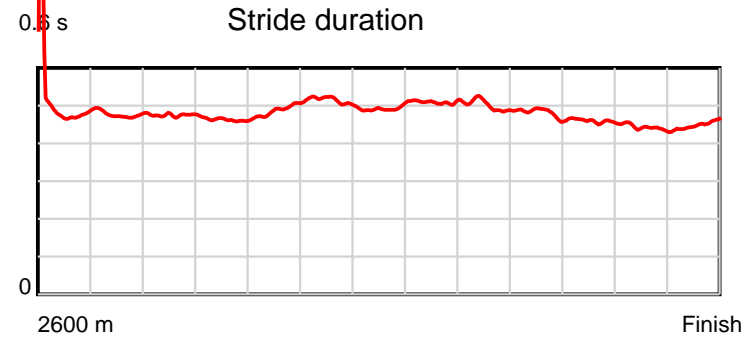
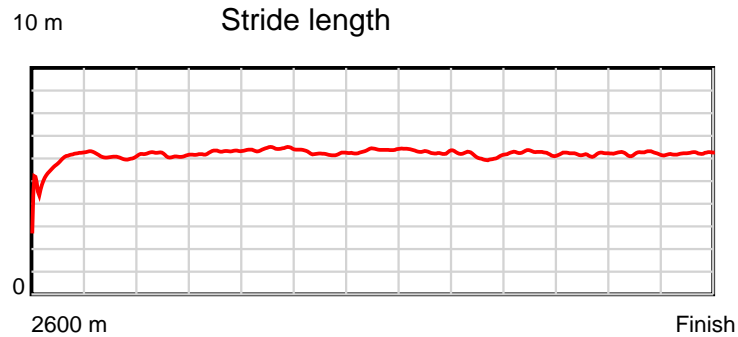
#### Disclaimer.

HRNZ and NZMTC and Thoroughbred Ratings Pty Ltd accepts no responsibility for the completeness or accuracy of any of the information contained herein, and makes no representations about its suitability for any particular purpose. Users should make their own judgements about those matters and/or seek independent advice. You assume all risks associated with use of the data provided on this page.

# Race Results

February 01, 2019, Race 7, SBSR VISIT HRNZ WEB BANNER FOR YEARLING VIDEOS HANDICAP TROT, Distance 2600m, Addington - Survey 3200m

Result	TAB no.	Horse (Barrier)	2200m to	2000m to	1800m to	1600m to	1400m to	1200m to	1000m to	800m to	600m to	400m to	200m to	Total or	Margin
5th	2	Time For Diamo... (5)	2000m	1800m	1600m	1400m	1200m	1000m	800m	600m	400m	200m	WP	Average	
		Position in running (margin)	1(0.0)	1(0.0)	2(0.7)	2(2.2)	3(1.8)	3(3.9)	3(4.3)	3(4.8)	3(4.0)	3(4.3)	4(3.5)		5.90
		Sectional time (s)	15.55	14.72	15.29	16.42	15.55	16.30	16.52	15.37	15.02	14.31	14.34		
		Cumulative time (s)	169.39	153.84	139.12	123.83	107.41	91.86	75.56	59.04	43.67	28.65	14.34	3:22.47	
		Speed (m/s)	12.86	13.59	13.08	12.18	12.86	12.27	12.11	13.01	13.32	13.98	13.95	12.84	
		Stride length (m)	6.10	6.29	6.39	6.26	6.34	6.25	6.05	6.25	6.11	6.17	6.30	6.17	
		Stride duration (s)	0.475	0.463	0.489	0.514	0.493	0.510	0.500	0.480	0.459	0.442	0.451	0.481	
		Stride efficiency (%)	58.23	61.74	63.90	61.31	62.79	61.06	57.21	61.00	58.40	59.49	61.94	59.55	
		Stride count	32.76	31.82	31.28	31.93	31.55	32.00	33.05	32.01	32.72	32.41	31.77	421.18	



Note: Horizontal distance axis grid lines are 200m furlongs.

#### Disclaimer.

HRNZ and NZMTC and Thoroughbred Ratings Pty Ltd accepts no responsibility for the completeness or accuracy of any of the information contained herein, and makes no representations about its suitability for any particular purpose. Users should make their own judgements about those matters and/or seek independent advice. You assume all risks associated with use of the data provided on this page.



# Race Results



February 01, 2019, Race 7, SBSR VISIT HRNZ WEB BANNER FOR YEARLING VIDEOS HANDICAP TROT, Distance 2600m, Addington - Survey 3200m

Result	TAB no.	Horse (Barrier)	2600 to	2400m to
6th	6	Missandei (0)	2400m	2200m
		Position in running (margin)	-	6(18.0)
		Sectional time (s)	20.30	15.27
		Cumulative time (s)	202.96	182.66
		Speed (m/s)	9.85	13.10
		Stride length (m)	4.91	6.25
		Stride duration (s)	0.434	0.477
		Stride efficiency (%)	37.69	61.10
		Stride count	40.73	31.98

## Disclaimer.

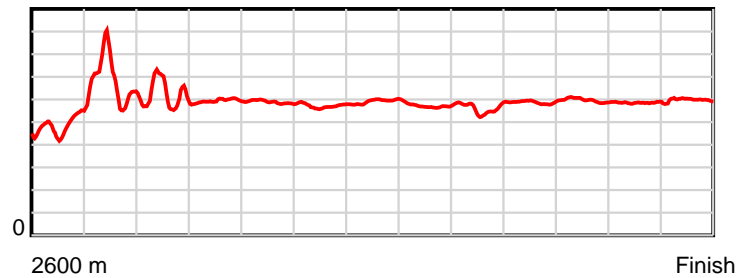
HRNZ and NZMTC and Thoroughbred Ratings Pty Ltd accepts no responsibility for the completeness or accuracy of any of the information contained herein, and makes no representations about its suitability for any particular purpose. Users should make their own judgements about those matters and/or seek independent advice. You assume all risks associated with use of the data provided on this page.

# Race Results

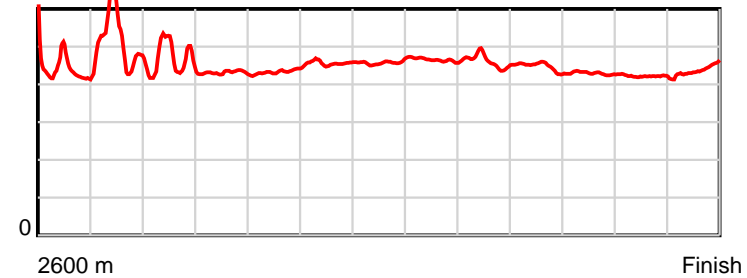
February 01, 2019, Race 7, SBSR VISIT HRNZ WEB BANNER FOR YEARLING VIDEOS HANDICAP TROT, Distance 2600m, Addington - Survey 3200m

Result	TAB no.	Horse (Barrier)	2200m to	2000m to	1800m to	1600m to	1400m to	1200m to	1000m to	800m to	600m to	400m to	200m to	Total or	Margin
6th	6	Missandei (0)	2000m	1800m	1600m	1400m	1200m	1000m	800m	600m	400m	200m	WP	Average	
		Position in running (margin)	6(15.8)	6(13.6)	6(12.8)	6(11.1)	6(7.3)	6(8.9)	6(10.3)	6(11.2)	6(9.3)	4(5.4)	5(4.4)		8.70
		Sectional time (s)	15.17	14.49	14.75	15.86	15.46	16.48	16.58	15.20	14.32	14.27	14.81		
		Cumulative time (s)	167.39	152.22	137.73	122.98	107.12	91.66	75.18	58.60	43.40	29.08	14.81	3:22.96	
		Speed (m/s)	13.18	13.80	13.56	12.61	12.94	12.14	12.06	13.16	13.97	14.02	13.50	12.81	
		Stride length (m)	5.94	5.93	5.88	5.75	5.92	5.64	5.56	5.88	5.99	5.91	5.91	5.79	
		Stride duration (s)	0.450	0.429	0.434	0.456	0.458	0.465	0.461	0.447	0.429	0.422	0.438	0.452	
		Stride efficiency (%)	55.09	54.92	54.06	51.66	54.85	49.68	48.33	53.97	56.07	54.57	54.58	52.35	
		Stride count	33.69	33.74	34.00	34.78	33.76	35.47	35.96	34.03	33.39	33.84	33.84	449.21	

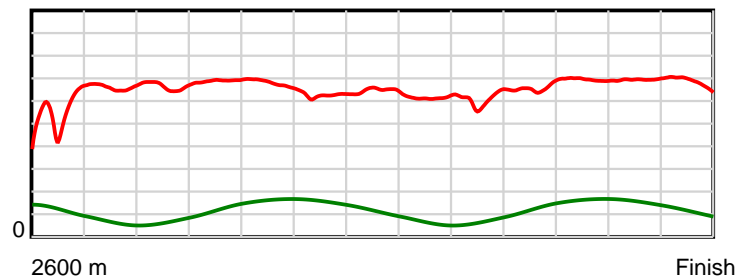
10 m Stride length



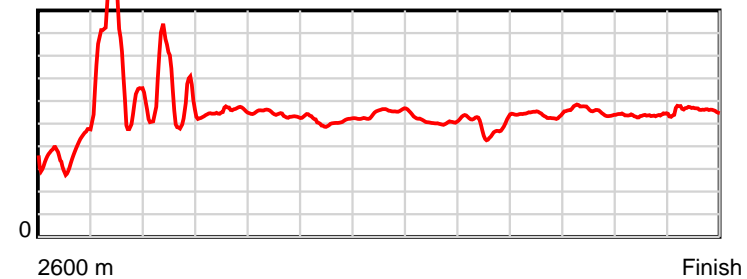
0.6 s Stride duration



20 m/sec Speed



100 % Stride efficiency



Note: Horizontal distance axis grid lines are 200m furlongs.

## Disclaimer.

HRNZ and NZMTC and Thoroughbred Ratings Pty Ltd accepts no responsibility for the completeness or accuracy of any of the information contained herein, and makes no representations about its suitability for any particular purpose. Users should make their own judgements about those matters and/or seek independent advice. You assume all risks associated with use of the data provided on this page.