



Race Results

NZ Metropolitan Trotting Club Inc, HRNZ, March 01, 2019

Compilation date: March 1, 2019, 7:37:18 PM (NZDT)

Copyright © 2019 HRNZ and NZMTC. All rights reserved.

Trademarks.

StrideMASTER is a registered trademark of Thoroughbred Ratings Pty Ltd.

Disclaimer.

HRNZ and NZMTC and Thoroughbred Ratings Pty Ltd accepts no responsibility for the completeness or accuracy of any of the information contained herein, and makes no representations about its suitability for any particular purpose. Users should make their own judgements about those matters and/or seek independent advice. You assume all risks associated with use of the data provided on this page.



Race Results



March 01, 2019, Race 2, PASCOES THE JEWELLERS MOBILE PACE, Distance 2600m, Addington - Survey 3200m

Result	TAB no.	Horse (Barrier)	2600 to	2400m to
1st	10	Prosecution Wi... (9)	2400m	2200m
		Position in running (margin)	-	7(8.6)
		Sectional time (s)	14.74	15.20
		Cumulative time (s)	194.37	179.63
		Speed (m/s)	13.57	13.16
		Stride length (m)	5.92	5.80
		Stride duration (s)	0.423	0.441
		Stride efficiency (%)	54.80	52.63
		Stride count	33.77	34.46

Disclaimer.

HRNZ and NZMTC and Thoroughbred Ratings Pty Ltd accepts no responsibility for the completeness or accuracy of any of the information contained herein, and makes no representations about its suitability for any particular purpose. Users should make their own judgements about those matters and/or seek independent advice. You assume all risks associated with use of the data provided on this page.



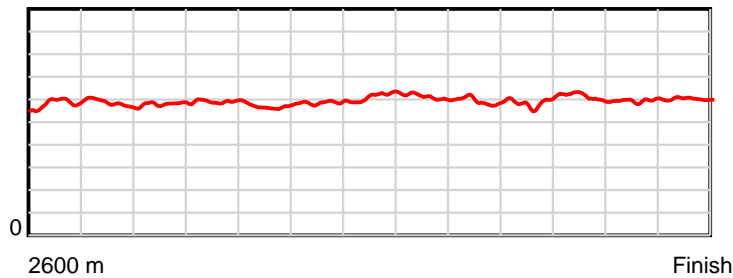
Race Results



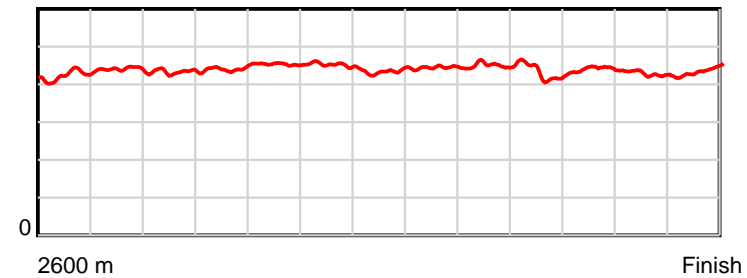
March 01, 2019, Race 2, PASCOES THE JEWELLERS MOBILE PACE, Distance 2600m, Addington - Survey 3200m

Result	TAB no.	Horse (Barrier)	2200m to	2000m to	1800m to	1600m to	1400m to	1200m to	1000m to	800m to	600m to	400m to	200m to	Total or	Margin
1st	10	Prosecution Wi... (9)	2000m	1800m	1600m	1400m	1200m	1000m	800m	600m	400m	200m	WP	Average	
		Position in running (margin)	7(11.0)	7(7.0)	6(5.6)	7(5.6)	7(5.3)	8(6.3)	8(5.6)	7(5.4)	2(0.5)	1(0.0)	1(0.0)		0.00
		Sectional time (s)	15.04	14.90	16.40	15.66	14.12	14.61	15.38	14.69	14.76	14.42	14.45		
		Cumulative time (s)	164.43	149.39	134.49	118.09	102.43	88.31	73.70	58.32	43.63	28.87	14.45	3:14.37	
		Speed (m/s)	13.30	13.42	12.20	12.77	14.16	13.69	13.00	13.61	13.55	13.87	13.84	13.38	
		Stride length (m)	5.76	5.91	5.53	5.77	6.16	6.08	5.86	5.88	5.97	5.93	6.05	5.89	
		Stride duration (s)	0.433	0.440	0.453	0.452	0.435	0.444	0.450	0.432	0.441	0.427	0.437	0.440	
		Stride efficiency (%)	51.80	54.62	47.79	52.04	59.24	57.73	53.60	54.01	55.77	54.91	57.17	54.20	
		Stride count	34.74	33.83	36.16	34.66	32.48	32.91	34.15	34.02	33.48	33.74	33.07	441.47	

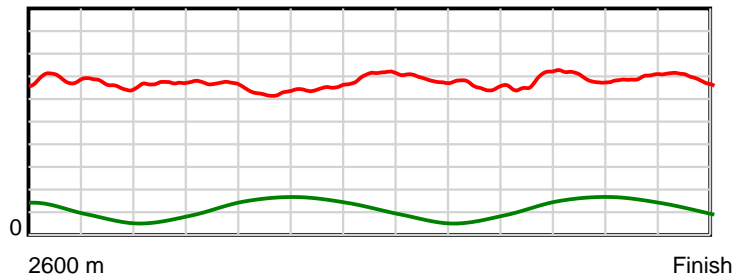
10 m Stride length



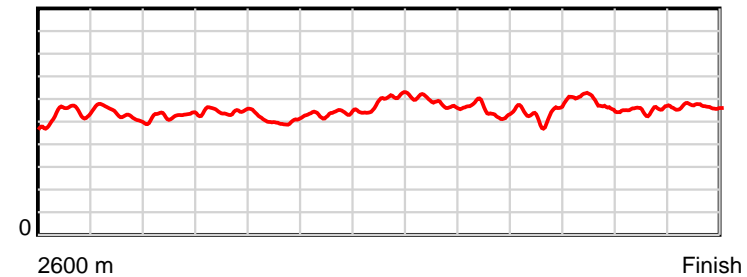
0.6 s Stride duration



20 m/sec Speed



100 % Stride efficiency



Note: Horizontal distance axis grid lines are 200m furlongs.

Disclaimer.

HRNZ and NZMTC and Thoroughbred Ratings Pty Ltd accepts no responsibility for the completeness or accuracy of any of the information contained herein, and makes no representations about its suitability for any particular purpose. Users should make their own judgements about those matters and/or seek independent advice. You assume all risks associated with use of the data provided on this page.



Race Results



March 01, 2019, Race 2, PASCOES THE JEWELLERS MOBILE PACE, Distance 2600m, Addington - Survey 3200m

Result	TAB no.	Horse (Barrier)	2600 to	2400m to
2nd	3	Already Gone (2)	2400m	2200m
		Position in running (margin)	-	6(6.3)
		Sectional time (s)	14.35	15.15
		Cumulative time (s)	195.48	181.13
		Speed (m/s)	13.93	13.20
		Stride length (m)	5.77	5.79
		Stride duration (s)	0.410	0.439
		Stride efficiency (%)	52.08	52.41
		Stride count	34.64	34.54

Disclaimer.

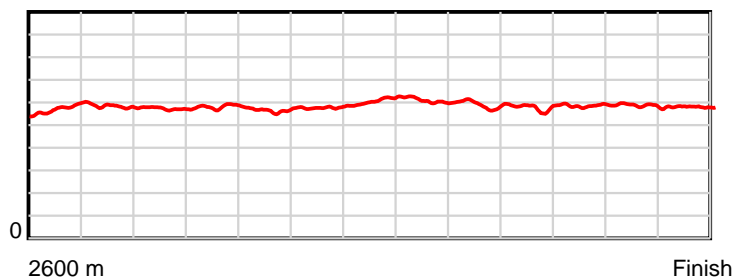
HRNZ and NZMTC and Thoroughbred Ratings Pty Ltd accepts no responsibility for the completeness or accuracy of any of the information contained herein, and makes no representations about its suitability for any particular purpose. Users should make their own judgements about those matters and/or seek independent advice. You assume all risks associated with use of the data provided on this page.

Race Results

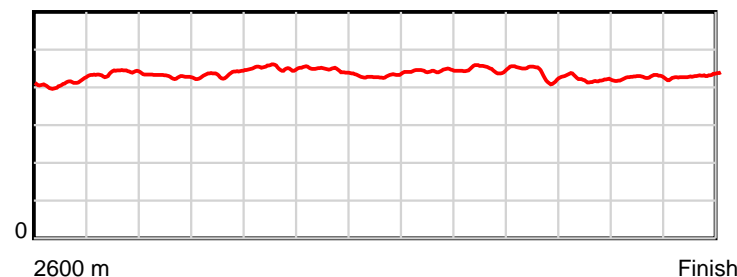
March 01, 2019, Race 2, PASCOES THE JEWELLERS MOBILE PACE, Distance 2600m, Addington - Survey 3200m

Result	TAB no.	Horse (Barrier)	2200m to	2000m to	1800m to	1600m to	1400m to	1200m to	1000m to	800m to	600m to	400m to	200m to	Total or	Margin
2nd	3	Already Gone (2)	2000m	1800m	1600m	1400m	1200m	1000m	800m	600m	400m	200m	WP	Average	
		Position in running (margin)	6(8.3)	6(5.2)	4(3.9)	5(3.5)	5(3.0)	5(4.0)	6(3.9)	6(4.0)	4(1.4)	2(1.4)	2(3.4)		4.50
		Sectional time (s)	15.18	14.92	16.33	15.64	14.11	14.72	15.42	15.08	14.84	14.75	14.99		
		Cumulative time (s)	165.98	150.80	135.88	119.55	103.91	89.80	75.08	59.66	44.58	29.74	14.99	3:15.48	
		Speed (m/s)	13.18	13.40	12.25	12.79	14.17	13.59	12.97	13.26	13.48	13.56	13.34	13.30	
		Stride length (m)	5.66	5.83	5.53	5.71	6.11	6.03	5.82	5.79	5.68	5.79	5.76	5.79	
		Stride duration (s)	0.429	0.435	0.451	0.447	0.431	0.444	0.449	0.437	0.421	0.427	0.432	0.435	
		Stride efficiency (%)	49.98	53.17	47.79	50.95	58.26	56.91	52.97	52.37	50.33	52.35	51.90	52.32	
		Stride count	35.36	34.29	36.16	35.03	32.76	33.14	34.35	34.55	35.24	34.56	34.71	449.33	

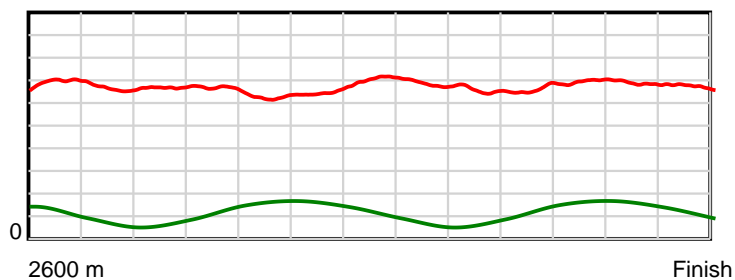
10 m Stride length



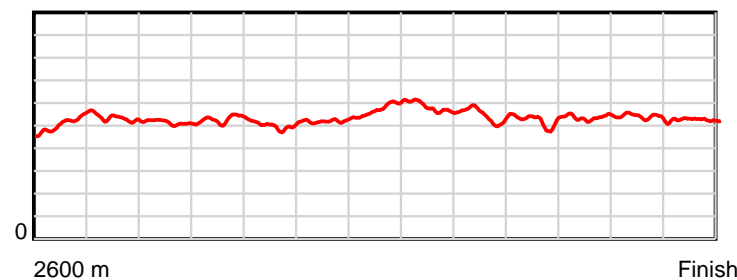
0.6 s Stride duration



20 m/sec Speed



100 % Stride efficiency



Note: Horizontal distance axis grid lines are 200m furlongs.

Disclaimer.

HRNZ and NZMTC and Thoroughbred Ratings Pty Ltd accepts no responsibility for the completeness or accuracy of any of the information contained herein, and makes no representations about its suitability for any particular purpose. Users should make their own judgements about those matters and/or seek independent advice. You assume all risks associated with use of the data provided on this page.



Race Results



March 01, 2019, Race 2, PASCOES THE JEWELLERS MOBILE PACE, Distance 2600m, Addington - Survey 3200m

Result	TAB no.	Horse (Barrier)	2600 to	2400m to
3rd	4	Beaudiene Over... (3)	2400m	2200m
		Position in running (margin)	-	3(1.6)
		Sectional time (s)	13.57	15.19
		Cumulative time (s)	196.06	182.49
		Speed (m/s)	14.74	13.17
		Stride length (m)	6.25	6.11
		Stride duration (s)	0.423	0.464
		Stride efficiency (%)	60.95	58.26
		Stride count	32.02	32.75

Disclaimer.

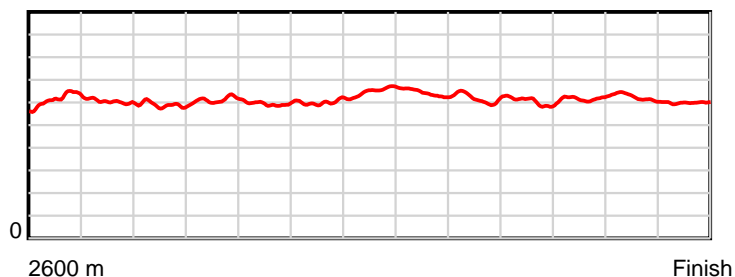
HRNZ and NZMTC and Thoroughbred Ratings Pty Ltd accepts no responsibility for the completeness or accuracy of any of the information contained herein, and makes no representations about its suitability for any particular purpose. Users should make their own judgements about those matters and/or seek independent advice. You assume all risks associated with use of the data provided on this page.

Race Results

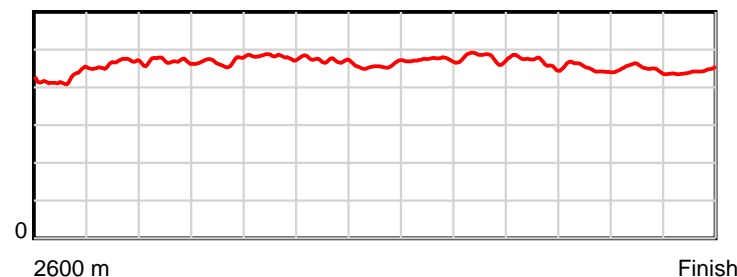
March 01, 2019, Race 2, PASCOES THE JEWELLERS MOBILE PACE, Distance 2600m, Addington - Survey 3200m

Result	TAB no.	Horse (Barrier)	2200m to	2000m to	1800m to	1600m to	1400m to	1200m to	1000m to	800m to	600m to	400m to	200m to	Total or	Margin
3rd	4	Beaudiene Over... (3)	2000m	1800m	1600m	1400m	1200m	1000m	800m	600m	400m	200m	WP	Average	
		Position in running (margin)	3(3.9)	5(4.8)	7(5.7)	6(5.3)	8(5.4)	7(6.0)	7(5.6)	8(5.9)	9(5.8)	7(6.5)	5(8.1)		7.80
		Sectional time (s)	15.85	15.28	16.33	15.74	14.05	14.65	15.47	15.49	14.96	14.69	14.79		
		Cumulative time (s)	167.30	151.45	136.17	119.84	104.10	90.05	75.40	59.93	44.44	29.48	14.79	3:16.06	
		Speed (m/s)	12.62	13.09	12.25	12.71	14.23	13.65	12.93	12.91	13.37	13.61	13.52	13.26	
		Stride length (m)	5.92	6.12	5.90	6.01	6.51	6.46	6.20	6.05	6.03	6.13	5.99	6.12	
		Stride duration (s)	0.469	0.468	0.482	0.473	0.457	0.473	0.479	0.469	0.451	0.450	0.443	0.462	
		Stride efficiency (%)	54.71	58.60	54.36	56.46	66.28	65.22	59.98	57.18	56.82	58.68	56.06	58.59	
		Stride count	33.80	32.66	33.91	33.27	30.71	30.96	32.28	33.06	33.17	32.64	33.39	424.62	

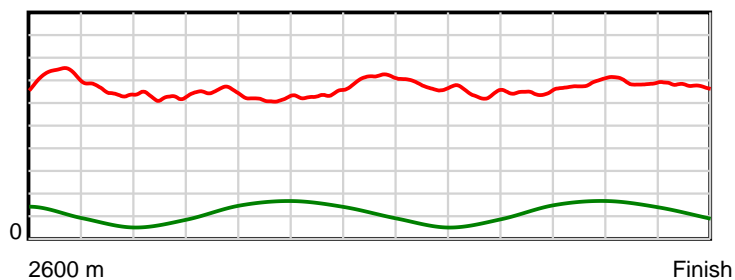
10 m Stride length



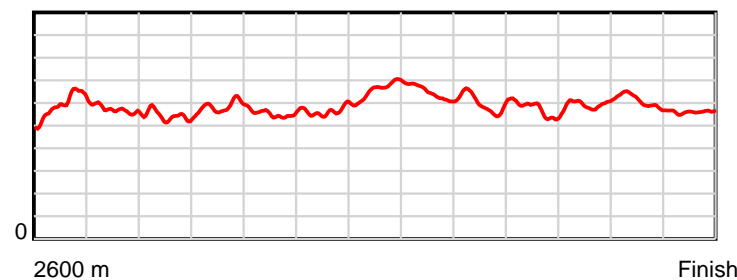
0.6 s Stride duration



20 m/sec Speed



100 % Stride efficiency



Note: Horizontal distance axis grid lines are 200m furlongs.

Disclaimer.

HRNZ and NZMTC and Thoroughbred Ratings Pty Ltd accepts no responsibility for the completeness or accuracy of any of the information contained herein, and makes no representations about its suitability for any particular purpose. Users should make their own judgements about those matters and/or seek independent advice. You assume all risks associated with use of the data provided on this page.



Race Results



March 01, 2019, Race 2, PASCOES THE JEWELLERS MOBILE PACE, Distance 2600m, Addington - Survey 3200m

Result	TAB no.	Horse (Barrier)	2600 to	2400m to
4th	9	Philadelphia F... (8)	2400m	2200m
		Position in running (margin)	-	10(11.8)
		Sectional time (s)	15.26	15.54
		Cumulative time (s)	196.28	181.02
		Speed (m/s)	13.10	12.87
		Stride length (m)	6.00	5.84
		Stride duration (s)	0.454	0.454
		Stride efficiency (%)	56.30	53.30
		Stride count	33.32	34.25

Disclaimer.

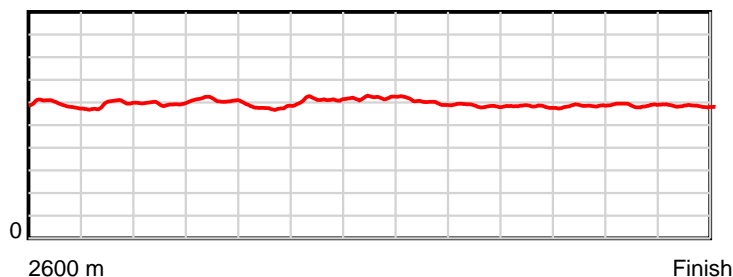
HRNZ and NZMTC and Thoroughbred Ratings Pty Ltd accepts no responsibility for the completeness or accuracy of any of the information contained herein, and makes no representations about its suitability for any particular purpose. Users should make their own judgements about those matters and/or seek independent advice. You assume all risks associated with use of the data provided on this page.

Race Results

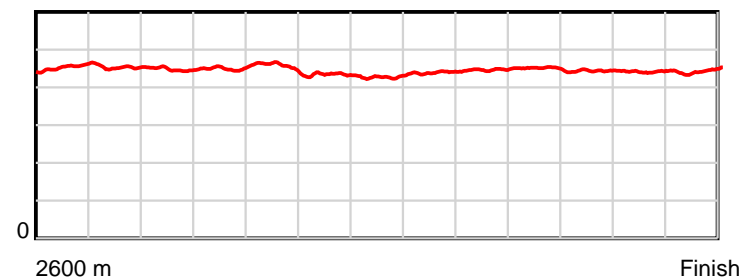
March 01, 2019, Race 2, PASCOES THE JEWELLERS MOBILE PACE, Distance 2600m, Addington - Survey 3200m

Result	TAB no.	Horse (Barrier)	2200m to	2000m to	1800m to	1600m to	1400m to	1200m to	1000m to	800m to	600m to	400m to	200m to	Total or	Margin
4th	9	Philadelphia F... (8)	2000m	1800m	1600m	1400m	1200m	1000m	800m	600m	400m	200m	WP	Average	
		Position in running (margin)	10(16.2)	10(12.6)	10(10.0)	10(8.7)	3(1.7)	1(0.0)	2(0.3)	2(0.3)	1(0.0)	3(2.6)	3(6.6)		8.30
		Sectional time (s)	15.10	14.71	16.17	14.55	13.68	14.78	15.40	15.47	15.27	15.08	15.27		
		Cumulative time (s)	165.48	150.38	135.67	119.50	104.95	91.27	76.49	61.09	45.62	30.35	15.27	3:16.28	
		Speed (m/s)	13.25	13.60	12.37	13.75	14.62	13.53	12.99	12.93	13.10	13.26	13.10	13.25	
		Stride length (m)	5.94	6.11	5.65	5.96	6.25	5.95	5.80	5.82	5.81	5.85	5.80	5.90	
		Stride duration (s)	0.448	0.450	0.456	0.434	0.428	0.440	0.447	0.450	0.444	0.442	0.443	0.446	
		Stride efficiency (%)	55.05	58.37	49.80	55.51	61.08	55.33	52.60	52.98	52.72	53.56	52.60	54.45	
		Stride count	33.70	32.73	35.43	33.55	31.99	33.61	34.47	34.35	34.43	34.16	34.47	440.46	

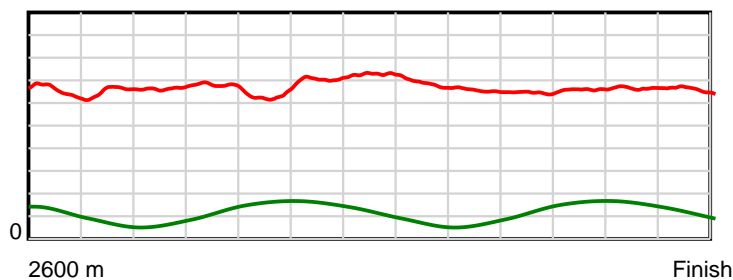
10 m Stride length



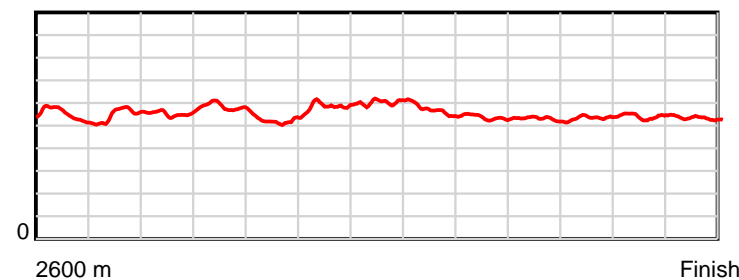
0.6 s Stride duration



20 m/sec Speed



100 % Stride efficiency



Note: Horizontal distance axis grid lines are 200m furlongs.

Disclaimer.

HRNZ and NZMTC and Thoroughbred Ratings Pty Ltd accepts no responsibility for the completeness or accuracy of any of the information contained herein, and makes no representations about its suitability for any particular purpose. Users should make their own judgements about those matters and/or seek independent advice. You assume all risks associated with use of the data provided on this page.



Race Results



March 01, 2019, Race 2, PASCOES THE JEWELLERS MOBILE PACE, Distance 2600m, Addington - Survey 3200m

Result	TAB no.	Horse (Barrier)	2600 to	2400m to
5th	7	Midas Touch (6)	2400m	2200m
		Position in running (margin)	-	2(0.9)
		Sectional time (s)	13.46	14.66
		Cumulative time (s)	196.40	182.94
		Speed (m/s)	14.86	13.64
		Stride length (m)	6.39	6.01
		Stride duration (s)	0.429	0.441
		Stride efficiency (%)	63.80	56.44
		Stride count	31.30	33.28

Disclaimer.

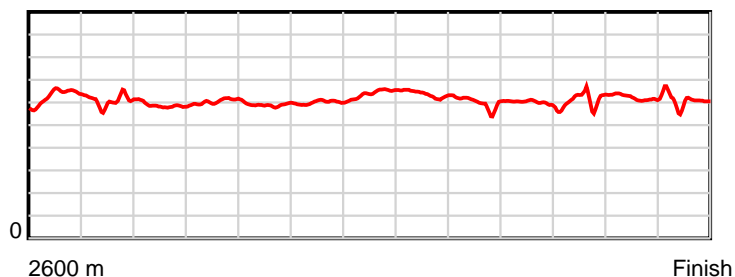
HRNZ and NZMTC and Thoroughbred Ratings Pty Ltd accepts no responsibility for the completeness or accuracy of any of the information contained herein, and makes no representations about its suitability for any particular purpose. Users should make their own judgements about those matters and/or seek independent advice. You assume all risks associated with use of the data provided on this page.

Race Results

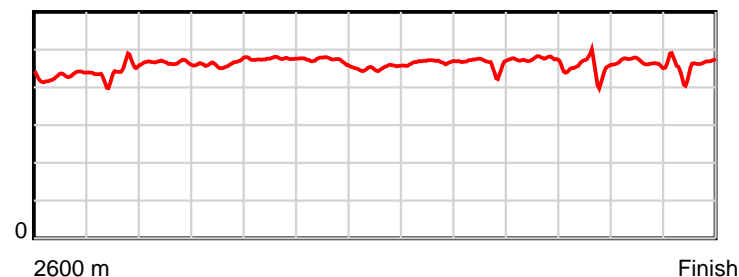
March 01, 2019, Race 2, PASCOES THE JEWELLERS MOBILE PACE, Distance 2600m, Addington - Survey 3200m

Result	TAB no.	Horse (Barrier)	2200m to	2000m to	1800m to	1600m to	1400m to	1200m to	1000m to	800m to	600m to	400m to	200m to	Total or	Margin
5th	7	Midas Touch (6)	2000m	1800m	1600m	1400m	1200m	1000m	800m	600m	400m	200m	WP	Average	
		Position in running (margin)	1(0.0)	2(0.7)	3(2.0)	3(1.5)	4(1.8)	4(2.8)	3(1.5)	3(1.7)	6(3.4)	6(4.4)	6(8.5)		9.30
		Sectional time (s)	15.81	15.36	16.32	15.76	14.13	14.50	15.44	15.80	15.00	15.10	15.06		
		Cumulative time (s)	168.28	152.47	137.11	120.79	105.03	90.90	76.40	60.96	45.16	30.16	15.06	3:16.40	
		Speed (m/s)	12.65	13.02	12.25	12.69	14.15	13.79	12.95	12.66	13.33	13.25	13.28	13.24	
		Stride length (m)	5.90	6.02	5.83	5.98	6.39	6.45	5.98	6.02	5.97	6.16	6.08	6.08	
		Stride duration (s)	0.466	0.462	0.476	0.472	0.452	0.467	0.462	0.476	0.448	0.465	0.458	0.460	
		Stride efficiency (%)	54.31	56.69	53.07	55.93	63.87	64.92	55.83	56.63	55.64	59.36	57.74	57.85	
		Stride count	33.93	33.20	34.32	33.43	31.28	31.03	33.46	33.22	33.52	32.45	32.90	427.32	

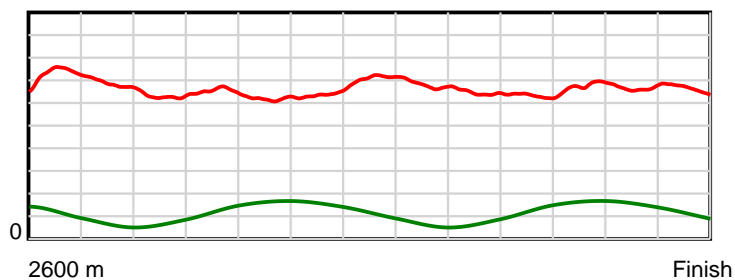
10 m Stride length



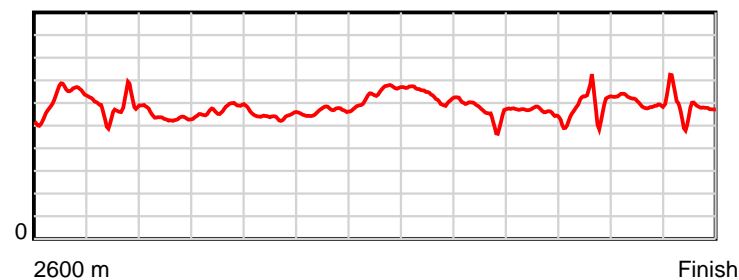
0.6 s Stride duration



20 m/sec Speed



100 % Stride efficiency



Note: Horizontal distance axis grid lines are 200m furlongs.

Disclaimer.

HRNZ and NZMTC and Thoroughbred Ratings Pty Ltd accepts no responsibility for the completeness or accuracy of any of the information contained herein, and makes no representations about its suitability for any particular purpose. Users should make their own judgements about those matters and/or seek independent advice. You assume all risks associated with use of the data provided on this page.



Race Results



March 01, 2019, Race 2, PASCOES THE JEWELLERS MOBILE PACE, Distance 2600m, Addington - Survey 3200m

Result	TAB no.	Horse (Barrier)	2600 to	2400m to
6th	11	Dream On Jaffa (0)	2400m	2200m
		Position in running (margin)	-	5(4.6)
		Sectional time (s)	14.09	15.16
		Cumulative time (s)	196.84	182.75
		Speed (m/s)	14.20	13.19
		Stride length (m)	6.53	6.28
		Stride duration (s)	0.447	0.476
		Stride efficiency (%)	66.58	61.71
		Stride count	30.64	31.83

Disclaimer.

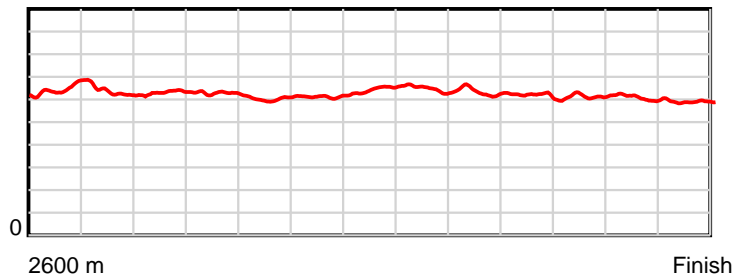
HRNZ and NZMTC and Thoroughbred Ratings Pty Ltd accepts no responsibility for the completeness or accuracy of any of the information contained herein, and makes no representations about its suitability for any particular purpose. Users should make their own judgements about those matters and/or seek independent advice. You assume all risks associated with use of the data provided on this page.

Race Results

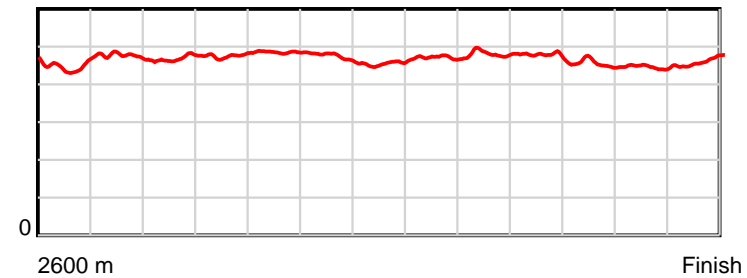
March 01, 2019, Race 2, PASCOES THE JEWELLERS MOBILE PACE, Distance 2600m, Addington - Survey 3200m

Result	TAB no.	Horse (Barrier)	2200m to	2000m to	1800m to	1600m to	1400m to	1200m to	1000m to	800m to	600m to	400m to	200m to	Total or	Margin
6th	11	Dream On Jaffa (0)	2000m	1800m	1600m	1400m	1200m	1000m	800m	600m	400m	200m	WP	Average	
		Position in running (margin)	5(6.7)	3(2.2)	2(1.7)	2(1.3)	2(1.0)	3(2.1)	4(2.0)	4(2.2)	5(1.6)	4(3.6)	4(6.9)		11.10
		Sectional time (s)	14.94	15.06	16.33	15.67	14.13	14.71	15.44	15.40	15.18	14.97	15.76		
		Cumulative time (s)	167.59	152.65	137.59	121.26	105.59	91.46	76.75	61.31	45.91	30.73	15.76	3:16.84	
		Speed (m/s)	13.39	13.28	12.25	12.76	14.15	13.60	12.95	12.99	13.18	13.36	12.69	13.21	
		Stride length (m)	6.26	6.32	5.94	6.05	6.45	6.41	6.23	6.19	5.99	5.96	5.86	6.18	
		Stride duration (s)	0.468	0.476	0.485	0.474	0.455	0.471	0.481	0.477	0.455	0.446	0.461	0.468	
		Stride efficiency (%)	61.27	62.37	55.14	57.19	64.92	64.19	60.67	59.82	56.09	55.50	53.58	59.72	
		Stride count	31.94	31.66	33.67	33.06	31.03	31.21	32.10	32.33	33.38	33.56	34.16	420.57	

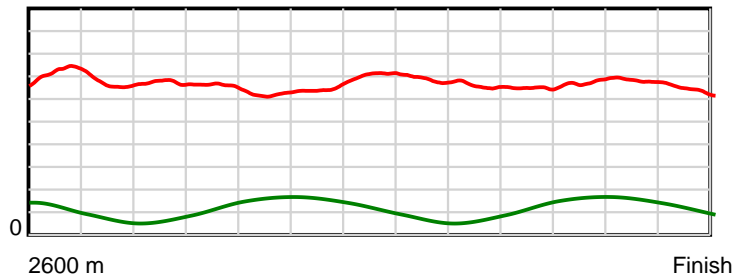
10 m Stride length



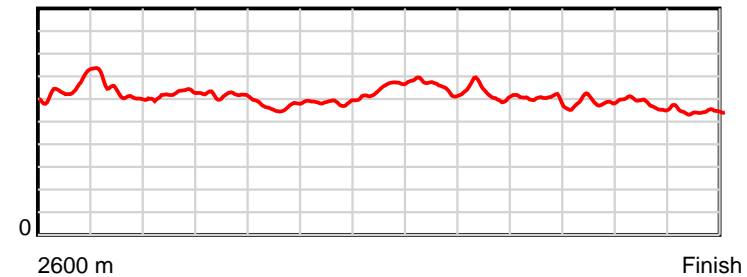
0.6 s Stride duration



20 m/sec Speed



100 % Stride efficiency



Note: Horizontal distance axis grid lines are 200m furlongs.

Disclaimer.

HRNZ and NZMTC and Thoroughbred Ratings Pty Ltd accepts no responsibility for the completeness or accuracy of any of the information contained herein, and makes no representations about its suitability for any particular purpose. Users should make their own judgements about those matters and/or seek independent advice. You assume all risks associated with use of the data provided on this page.



Race Results



March 01, 2019, Race 2, PASCOES THE JEWELLERS MOBILE PACE, Distance 2600m, Addington - Survey 3200m

Result	TAB no.	Horse (Barrier)	2600 to	2400m to
7th	6	Glenthorne (5)	2400m	2200m
		Position in running (margin)	-	1(0.0)
		Sectional time (s)	13.31	15.18
		Cumulative time (s)	196.82	183.51
		Speed (m/s)	15.02	13.18
		Stride length (m)	6.25	5.89
		Stride duration (s)	0.416	0.447
		Stride efficiency (%)	61.00	54.30
		Stride count	32.01	33.93

Disclaimer.

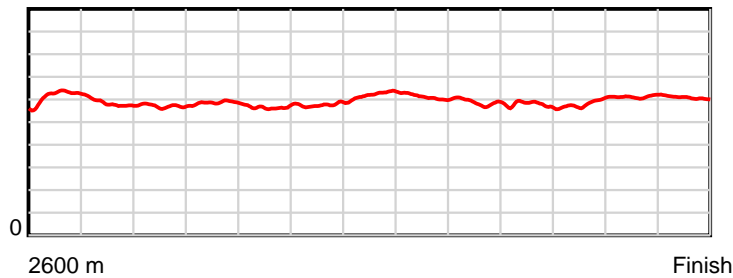
HRNZ and NZMTC and Thoroughbred Ratings Pty Ltd accepts no responsibility for the completeness or accuracy of any of the information contained herein, and makes no representations about its suitability for any particular purpose. Users should make their own judgements about those matters and/or seek independent advice. You assume all risks associated with use of the data provided on this page.

Race Results

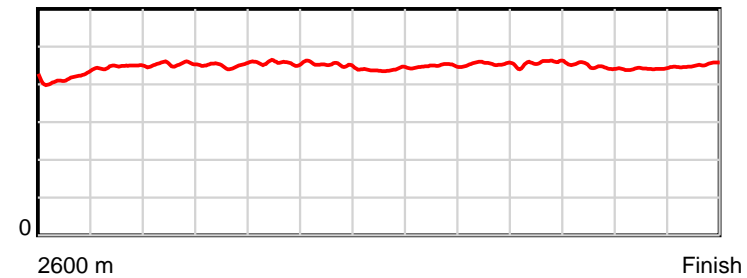
March 01, 2019, Race 2, PASCOES THE JEWELLERS MOBILE PACE, Distance 2600m, Addington - Survey 3200m

Result	TAB no.	Horse (Barrier)	2200m to	2000m to	1800m to	1600m to	1400m to	1200m to	1000m to	800m to	600m to	400m to	200m to	Total or	Margin
7th	6	Glenthorne (5)	2000m	1800m	1600m	1400m	1200m	1000m	800m	600m	400m	200m	WP	Average	
		Position in running (margin)	2(2.2)	4(3.1)	5(4.1)	4(3.0)	6(3.7)	6(4.6)	5(3.3)	5(3.8)	8(5.6)	8(11.1)	8(11.9)		11.40
		Sectional time (s)	15.83	15.32	16.22	15.82	14.11	14.50	15.49	15.81	15.75	14.56	14.92		
		Cumulative time (s)	168.33	152.50	137.18	120.96	105.14	91.03	76.53	61.04	45.23	29.48	14.92	3:16.82	
		Speed (m/s)	12.63	13.05	12.33	12.64	14.17	13.79	12.91	12.65	12.70	13.74	13.40	13.21	
		Stride length (m)	5.73	5.88	5.63	5.73	6.22	6.19	5.87	5.78	5.69	6.06	6.06	5.91	
		Stride duration (s)	0.454	0.450	0.457	0.453	0.439	0.449	0.455	0.457	0.448	0.441	0.452	0.448	
		Stride efficiency (%)	51.31	54.01	49.59	51.22	60.51	59.78	53.82	52.17	50.60	57.37	57.33	54.65	
		Stride count	34.90	34.02	35.50	34.93	32.14	32.34	34.08	34.62	35.15	33.01	33.02	439.65	

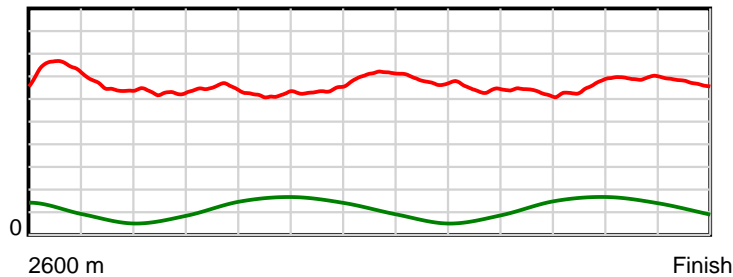
10 m Stride length



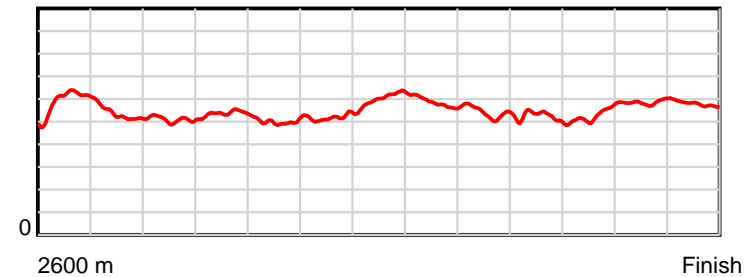
0.6 s Stride duration



20 m/sec Speed



100 % Stride efficiency



Note: Horizontal distance axis grid lines are 200m furlongs.

Disclaimer.

HRNZ and NZMTC and Thoroughbred Ratings Pty Ltd accepts no responsibility for the completeness or accuracy of any of the information contained herein, and makes no representations about its suitability for any particular purpose. Users should make their own judgements about those matters and/or seek independent advice. You assume all risks associated with use of the data provided on this page.



Race Results



March 01, 2019, Race 2, PASCOES THE JEWELLERS MOBILE PACE, Distance 2600m, Addington - Survey 3200m

Result	TAB no.	Horse (Barrier)	2600 to	2400m to
8th	8	Dixie Jazz (7)	2400m	2200m
		Position in running (margin)	-	9(11.5)
		Sectional time (s)	15.22	15.16
		Cumulative time (s)	198.19	182.97
		Speed (m/s)	13.14	13.19
		Stride length (m)	5.90	5.76
		Stride duration (s)	0.446	0.436
		Stride efficiency (%)	54.43	51.78
		Stride count	33.89	34.74

Disclaimer.

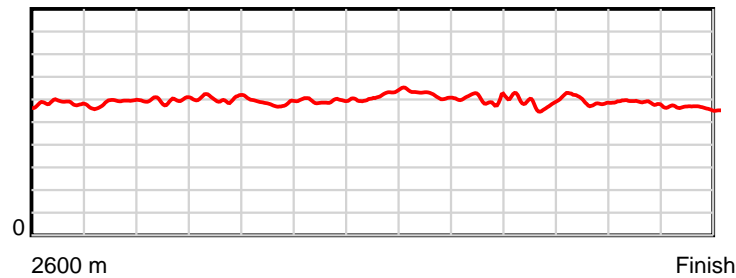
HRNZ and NZMTC and Thoroughbred Ratings Pty Ltd accepts no responsibility for the completeness or accuracy of any of the information contained herein, and makes no representations about its suitability for any particular purpose. Users should make their own judgements about those matters and/or seek independent advice. You assume all risks associated with use of the data provided on this page.

Race Results

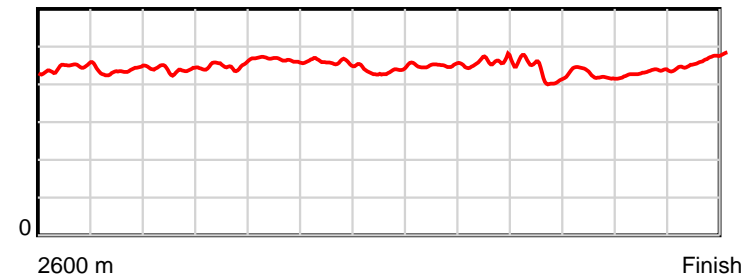
March 01, 2019, Race 2, PASCOES THE JEWELLERS MOBILE PACE, Distance 2600m, Addington - Survey 3200m

Result	TAB no.	Horse (Barrier)	2200m to	2000m to	1800m to	1600m to	1400m to	1200m to	1000m to	800m to	600m to	400m to	200m to	Total or	Margin
8th	8	Dixie Jazz (7)	2000m	1800m	1600m	1400m	1200m	1000m	800m	600m	400m	200m	WP	Average	
		Position in running (margin)	9(13.6)	9(9.9)	9(7.9)	9(7.7)	9(6.9)	9(7.9)	9(6.7)	9(7.5)	7(3.5)	5(4.2)	7(9.8)		16.40
		Sectional time (s)	15.07	14.82	16.36	15.58	14.12	14.52	15.54	14.85	14.95	15.36	16.64		
		Cumulative time (s)	167.81	152.74	137.92	121.56	105.98	91.86	77.34	61.80	46.95	32.00	16.64	3:18.19	
		Speed (m/s)	13.27	13.50	12.22	12.84	14.16	13.77	12.87	13.47	13.38	13.02	12.02	13.12	
		Stride length (m)	5.83	6.07	5.69	5.89	6.18	6.19	5.88	5.83	5.69	5.66	5.61	5.85	
		Stride duration (s)	0.440	0.450	0.465	0.459	0.437	0.450	0.457	0.432	0.425	0.435	0.466	0.446	
		Stride efficiency (%)	53.19	57.57	50.53	54.24	59.78	59.91	54.00	53.02	50.64	50.12	49.13	53.57	
		Stride count	34.28	32.95	35.17	33.95	32.34	32.30	34.02	34.33	35.13	35.31	35.67	444.08	

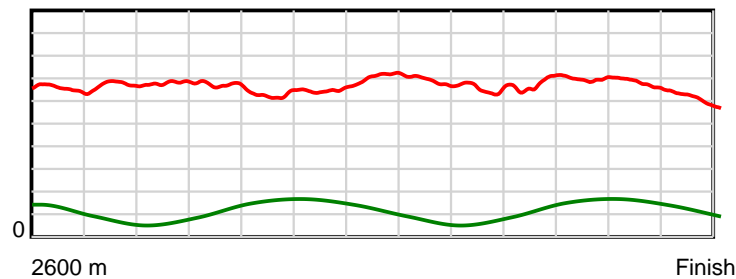
10 m Stride length



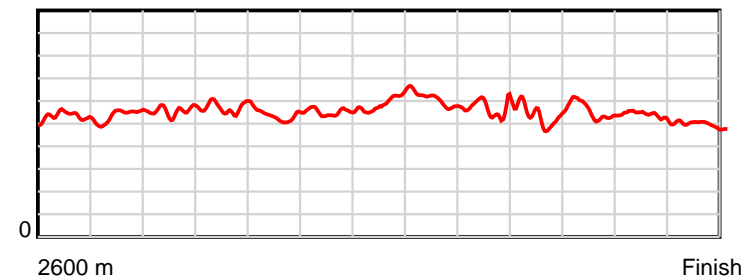
0.6 s Stride duration



20 m/sec Speed



100 % Stride efficiency



Note: Horizontal distance axis grid lines are 200m furlongs.

Disclaimer.

HRNZ and NZMTC and Thoroughbred Ratings Pty Ltd accepts no responsibility for the completeness or accuracy of any of the information contained herein, and makes no representations about its suitability for any particular purpose. Users should make their own judgements about those matters and/or seek independent advice. You assume all risks associated with use of the data provided on this page.



Race Results



March 01, 2019, Race 2, PASCOES THE JEWELLERS MOBILE PACE, Distance 2600m, Addington - Survey 3200m

Result	TAB no.	Horse (Barrier)	2600 to	2400m to
9th	5	Bombshell (4)	2400m	2200m
		Position in running (margin)	-	8(9.7)
		Sectional time (s)	14.93	15.19
		Cumulative time (s)	201.50	186.57
		Speed (m/s)	13.40	13.17
		Stride length (m)	6.42	6.33
		Stride duration (s)	0.475	0.480
		Stride efficiency (%)	64.42	62.56
		Stride count	31.15	31.61

Disclaimer.

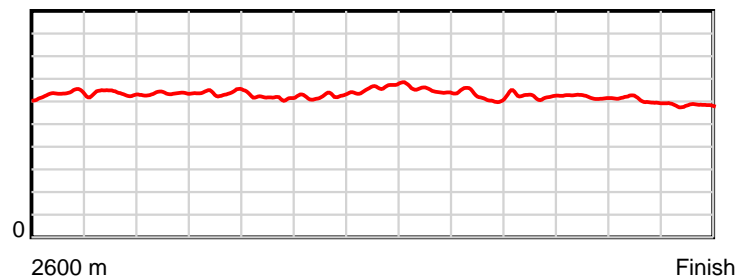
HRNZ and NZMTC and Thoroughbred Ratings Pty Ltd accepts no responsibility for the completeness or accuracy of any of the information contained herein, and makes no representations about its suitability for any particular purpose. Users should make their own judgements about those matters and/or seek independent advice. You assume all risks associated with use of the data provided on this page.

Race Results

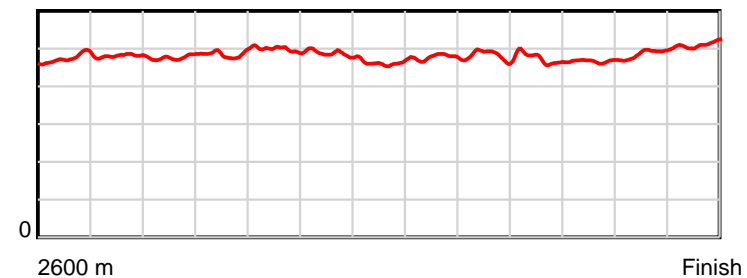
March 01, 2019, Race 2, PASCOES THE JEWELLERS MOBILE PACE, Distance 2600m, Addington - Survey 3200m

Result	TAB no.	Horse (Barrier)	2200m to	2000m to	1800m to	1600m to	1400m to	1200m to	1000m to	800m to	600m to	400m to	200m to	Total or	Margin
9th	5	Bombshell (4)	2000m	1800m	1600m	1400m	1200m	1000m	800m	600m	400m	200m	WP	Average	
		Position in running (margin)	8(12.0)	8(7.2)	8(7.9)	8(7.3)	10(7.7)	10(8.4)	10(7.8)	10(8.3)	10(6.7)	9(11.2)	9(24.6)		24.40
		Sectional time (s)	14.90	15.25	16.30	15.78	14.07	14.62	15.49	15.25	15.59	16.65	17.48		
		Cumulative time (s)	171.38	156.48	141.23	124.93	109.15	95.08	80.46	64.97	49.72	34.13	17.48	3:21.50	
		Speed (m/s)	13.42	13.11	12.27	12.67	14.21	13.68	12.91	13.11	12.83	12.01	11.44	12.90	
		Stride length (m)	6.39	6.36	6.12	6.18	6.58	6.53	6.21	6.23	5.99	5.86	5.85	6.23	
		Stride duration (s)	0.476	0.485	0.499	0.488	0.463	0.478	0.481	0.475	0.467	0.488	0.512	0.483	
		Stride efficiency (%)	63.85	63.24	58.55	59.62	67.59	66.68	60.18	60.62	56.02	53.68	53.56	60.58	
		Stride count	31.29	31.44	32.67	32.38	30.41	30.62	32.23	32.11	33.40	34.12	34.16	417.59	

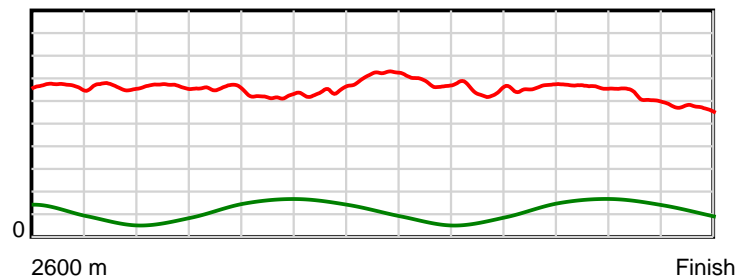
10 m Stride length



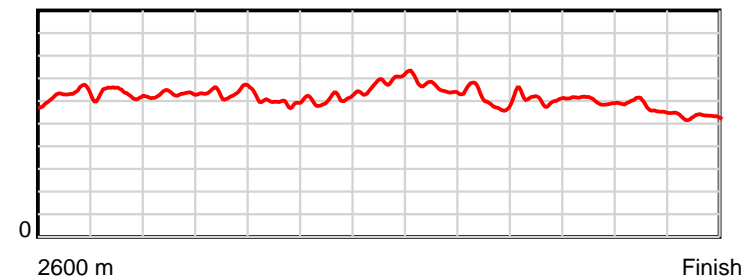
0.6 s Stride duration



20 m/sec Speed



100 % Stride efficiency



Note: Horizontal distance axis grid lines are 200m furlongs.

Disclaimer.

HRNZ and NZMTC and Thoroughbred Ratings Pty Ltd accepts no responsibility for the completeness or accuracy of any of the information contained herein, and makes no representations about its suitability for any particular purpose. Users should make their own judgements about those matters and/or seek independent advice. You assume all risks associated with use of the data provided on this page.



Race Results



March 01, 2019, Race 2, PASCOES THE JEWELLERS MOBILE PACE, Distance 2600m, Addington - Survey 3200m

Result	TAB no.	Horse (Barrier)	2600 to	2400m to
10th	1	Reflectionsofm... (1)	2400m	2200m
		Position in running (margin)	-	4(4.3)
		Sectional time (s)	14.02	15.02
		Cumulative time (s)	205.70	191.68
		Speed (m/s)	14.27	13.32
		Stride length (m)	6.26	6.14
		Stride duration (s)	0.435	0.461
		Stride efficiency (%)	61.20	58.87
		Stride count	31.96	32.59

Disclaimer.

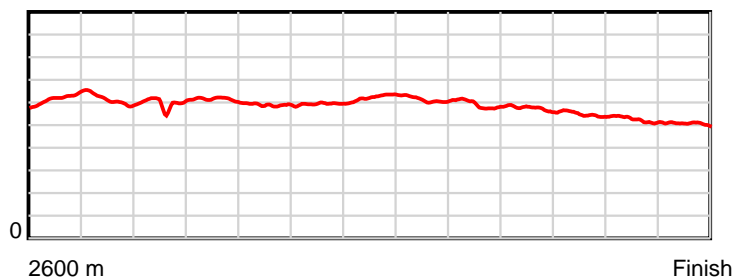
HRNZ and NZMTC and Thoroughbred Ratings Pty Ltd accepts no responsibility for the completeness or accuracy of any of the information contained herein, and makes no representations about its suitability for any particular purpose. Users should make their own judgements about those matters and/or seek independent advice. You assume all risks associated with use of the data provided on this page.

Race Results

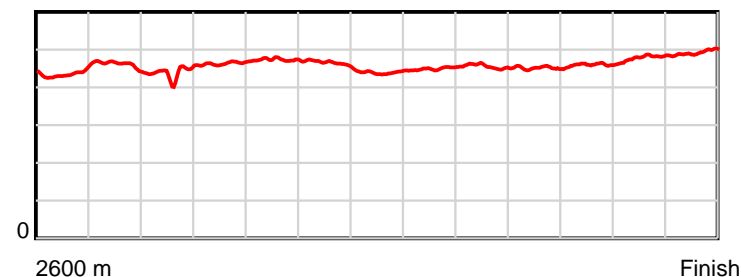
March 01, 2019, Race 2, PASCOES THE JEWELLERS MOBILE PACE, Distance 2600m, Addington - Survey 3200m

Result	TAB no.	Horse (Barrier)	2200m to	2000m to	1800m to	1600m to	1400m to	1200m to	1000m to	800m to	600m to	400m to	200m to	Total or	Margin
10th	1	Reflectionsofm... (1)	2000m	1800m	1600m	1400m	1200m	1000m	800m	600m	400m	200m	WP	Average	
		Position in running (margin)	4(5.6)	1(0.0)	1(0.0)	1(0.0)	1(0.0)	2(0.7)	1(0.0)	1(0.0)	3(1.4)	10(14.8)	10(38.5)		34.40
		Sectional time (s)	14.77	15.14	16.40	15.71	14.07	14.61	15.41	15.74	17.09	18.36	19.36		
		Cumulative time (s)	176.66	161.89	146.75	130.35	114.64	100.57	85.96	70.55	54.81	37.72	19.36	3:25.70	
		Speed (m/s)	13.54	13.21	12.20	12.73	14.21	13.69	12.98	12.71	11.70	10.89	10.33	12.64	
		Stride length (m)	5.95	6.12	5.77	5.92	6.24	6.16	5.90	5.73	5.38	5.22	5.08	5.81	
		Stride duration (s)	0.439	0.463	0.473	0.465	0.439	0.450	0.455	0.450	0.459	0.479	0.492	0.460	
		Stride efficiency (%)	55.36	58.49	51.95	54.68	60.91	59.26	54.46	51.22	45.18	42.50	40.40	52.74	
		Stride count	33.60	32.69	34.69	33.81	32.04	32.48	33.88	34.93	37.19	38.35	39.33	447.54	

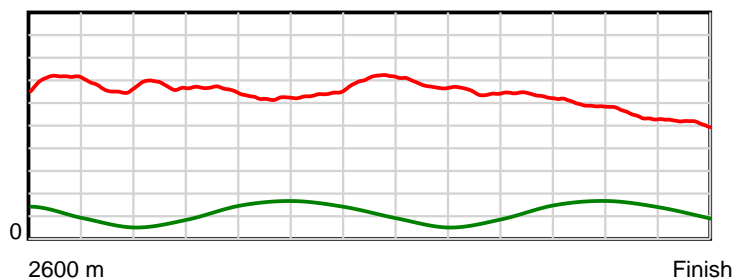
10 m Stride length



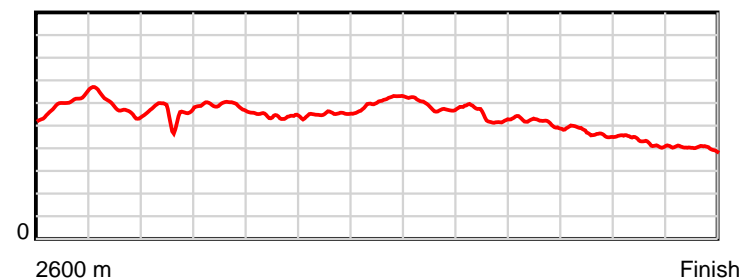
0.6 s Stride duration



20 m/sec Speed



100 % Stride efficiency



Note: Horizontal distance axis grid lines are 200m furlongs.

Disclaimer.

HRNZ and NZMTC and Thoroughbred Ratings Pty Ltd accepts no responsibility for the completeness or accuracy of any of the information contained herein, and makes no representations about its suitability for any particular purpose. Users should make their own judgements about those matters and/or seek independent advice. You assume all risks associated with use of the data provided on this page.