



## Race Results

NZ Metropolitan Trotting Club Inc, HRNZ, March 22, 2019

Compilation date: March 22, 2019, 6:14:45 PM (NZDT)

Copyright © 2019 HRNZ and NZMTC. All rights reserved.

### Trademarks.

StrideMASTER is a registered trademark of Thoroughbred Ratings Pty Ltd.

### Disclaimer.

HRNZ and NZMTC and Thoroughbred Ratings Pty Ltd accepts no responsibility for the completeness or accuracy of any of the information contained herein, and makes no representations about its suitability for any particular purpose. Users should make their own judgements about those matters and/or seek independent advice. You assume all risks associated with use of the data provided on this page.



# Race Results



March 22, 2019, Race 2, COCA-COLA AMATIL MOBILE TROT, Distance 2600m, Addington - Survey 3200m

Result	TAB no.	Horse (Barrier)	2600 to	2400m to
1st	14	<b>One Over Da Sk... (11)</b>	<b>2400m</b>	<b>2200m</b>
		Position in running (margin)	-	11(9.6)
		Sectional time (s)	15.23	16.13
		Cumulative time (s)	200.09	184.86
		Speed (m/s)	13.13	12.40
		Stride length (m)	6.24	5.87
		Stride duration (s)	0.457	0.473
		Stride efficiency (%)	60.83	53.80
		Stride count	32.06	34.09

#### Disclaimer.

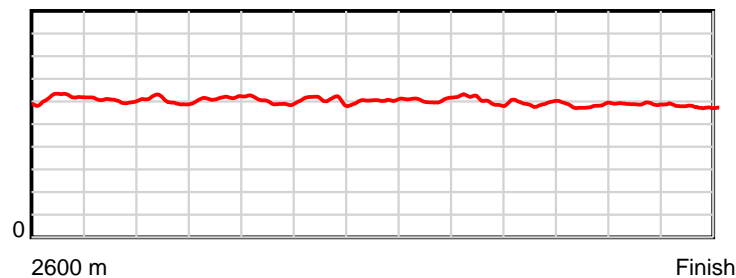
HRNZ and NZMTC and Thoroughbred Ratings Pty Ltd accepts no responsibility for the completeness or accuracy of any of the information contained herein, and makes no representations about its suitability for any particular purpose. Users should make their own judgements about those matters and/or seek independent advice. You assume all risks associated with use of the data provided on this page.

# Race Results

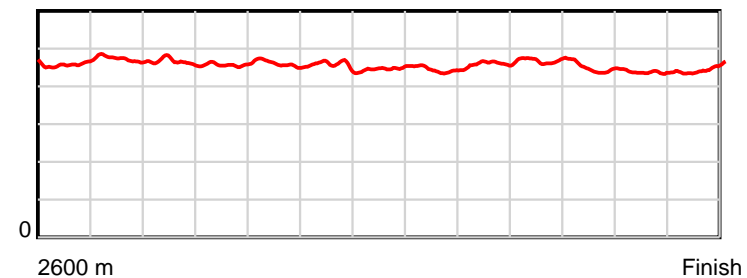
March 22, 2019, Race 2, COCA-COLA AMATIL MOBILE TROT, Distance 2600m, Addington - Survey 3200m

Result	TAB no.	Horse (Barrier)	2200m to	2000m to	1800m to	1600m to	1400m to	1200m to	1000m to	800m to	600m to	400m to	200m to	Total or	Margin
1st	14	<b>One Over Da Sk... (11)</b>	<b>2000m</b>	<b>1800m</b>	<b>1600m</b>	<b>1400m</b>	<b>1200m</b>	<b>1000m</b>	<b>800m</b>	<b>600m</b>	<b>400m</b>	<b>200m</b>	<b>WP</b>	<b>Average</b>	
		Position in running (margin)	11(13.6)	11(12.5)	11(12.2)	11(12.7)	11(10.9)	2(0.9)	3(1.4)	4(2.3)	4(2.9)	3(2.3)	1(0.0)		0.00
		Sectional time (s)	15.48	14.86	15.61	15.44	14.73	14.97	15.23	15.76	15.82	15.36	15.47		
		Cumulative time (s)	168.73	153.25	138.39	122.78	107.34	92.61	77.64	62.41	46.65	30.83	15.47	3:20.09	
		Speed (m/s)	12.92	13.46	12.81	12.95	13.58	13.36	13.13	12.69	12.64	13.02	12.93	12.99	
		Stride length (m)	6.01	6.15	5.90	5.91	6.07	5.93	6.06	5.95	5.65	5.70	5.77	5.93	
		Stride duration (s)	0.465	0.457	0.460	0.456	0.447	0.444	0.461	0.469	0.447	0.437	0.446	0.457	
		Stride efficiency (%)	56.41	59.11	54.36	54.56	57.58	54.96	57.32	55.29	49.92	50.70	51.98	55.01	
		Stride count	33.29	32.52	33.91	33.85	32.95	33.72	33.02	33.62	35.38	35.11	34.68	438.20	

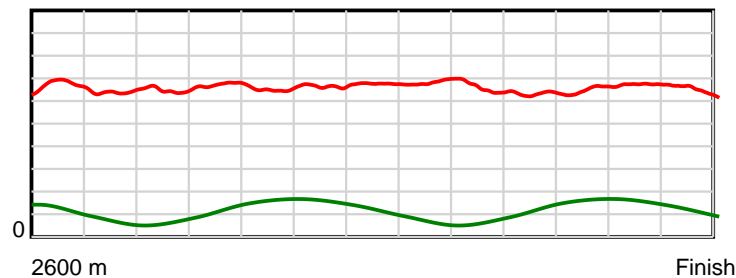
10 m Stride length



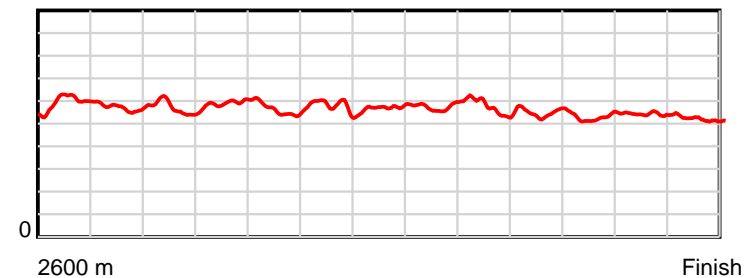
0.6 s Stride duration



20 m/sec Speed



100 % Stride efficiency



Note: Horizontal distance axis grid lines are 200m furlongs.

## Disclaimer.

HRNZ and NZMTC and Thoroughbred Ratings Pty Ltd accepts no responsibility for the completeness or accuracy of any of the information contained herein, and makes no representations about its suitability for any particular purpose. Users should make their own judgements about those matters and/or seek independent advice. You assume all risks associated with use of the data provided on this page.



# Race Results



March 22, 2019, Race 2, COCA-COLA AMATIL MOBILE TROT, Distance 2600m, Addington - Survey 3200m

Result	TAB no.	Horse (Barrier)	2600 to	2400m to
2nd	11	<b>Whatasista (8)</b>	<b>2400m</b>	<b>2200m</b>
		Position in running (margin)	-	9(7.4)
		Sectional time (s)	14.92	16.08
		Cumulative time (s)	200.33	185.41
		Speed (m/s)	13.40	12.44
		Stride length (m)	6.28	5.90
		Stride duration (s)	0.452	0.474
		Stride efficiency (%)	61.58	54.41
		Stride count	31.86	33.89

#### Disclaimer.

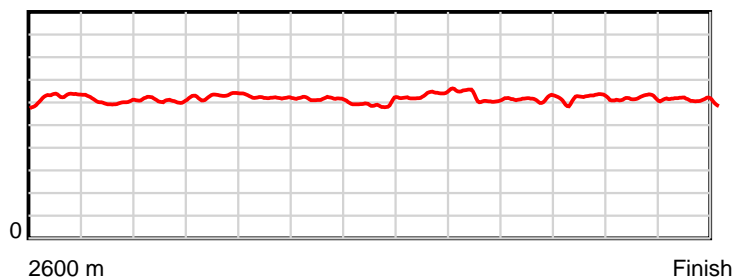
HRNZ and NZMTC and Thoroughbred Ratings Pty Ltd accepts no responsibility for the completeness or accuracy of any of the information contained herein, and makes no representations about its suitability for any particular purpose. Users should make their own judgements about those matters and/or seek independent advice. You assume all risks associated with use of the data provided on this page.

# Race Results

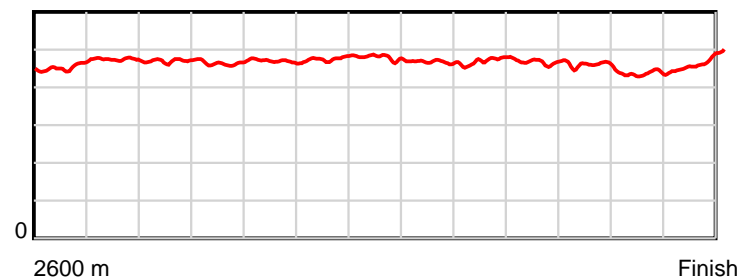
March 22, 2019, Race 2, COCA-COLA AMATIL MOBILE TROT, Distance 2600m, Addington - Survey 3200m

Result	TAB no.	Horse (Barrier)	2200m to	2000m to	1800m to	1600m to	1400m to	1200m to	1000m to	800m to	600m to	400m to	200m to	Total or	Margin
2nd	11	<b>Whatasista (8)</b>	<b>2000m</b>	<b>1800m</b>	<b>1600m</b>	<b>1400m</b>	<b>1200m</b>	<b>1000m</b>	<b>800m</b>	<b>600m</b>	<b>400m</b>	<b>200m</b>	<b>WP</b>	<b>Average</b>	
		Position in running (margin)	10(11.0)	10(9.9)	10(9.6)	10(9.2)	9(10.0)	11(8.8)	11(9.1)	11(10.3)	11(7.7)	8(4.8)	2(0.0)		1.30
		Sectional time (s)	15.47	14.87	15.46	15.87	16.20	14.94	15.26	15.22	15.45	14.94	15.65		
		Cumulative time (s)	169.33	153.86	138.99	123.53	107.66	91.46	76.52	61.26	46.04	30.59	15.65	3:20.33	
		Speed (m/s)	12.93	13.45	12.94	12.60	12.35	13.39	13.11	13.14	12.94	13.39	12.78	12.98	
		Stride length (m)	6.07	6.24	6.08	6.00	5.91	6.26	6.17	6.13	5.92	5.85	6.02	6.06	
		Stride duration (s)	0.470	0.464	0.470	0.476	0.478	0.467	0.471	0.467	0.457	0.437	0.471	0.467	
		Stride efficiency (%)	57.63	60.90	57.71	56.30	54.52	61.14	59.56	58.75	54.75	53.44	56.60	57.39	
		Stride count	32.93	32.04	32.91	33.32	33.86	31.97	32.40	32.62	33.79	34.20	33.23	429.02	

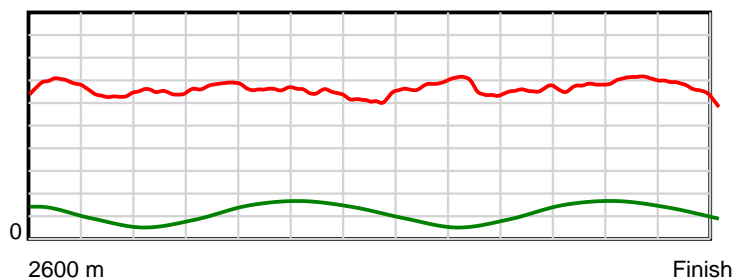
10 m Stride length



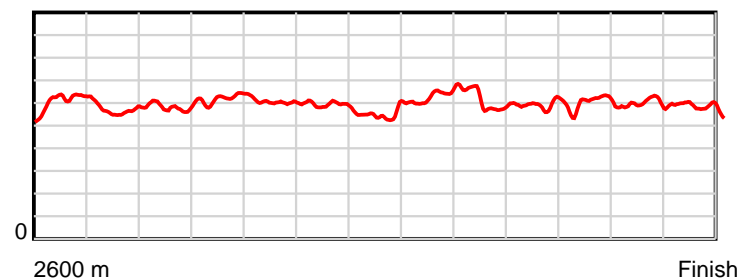
0.6 s Stride duration



20 m/sec Speed



100 % Stride efficiency



Note: Horizontal distance axis grid lines are 200m furlongs.

## Disclaimer.

HRNZ and NZMTC and Thoroughbred Ratings Pty Ltd accepts no responsibility for the completeness or accuracy of any of the information contained herein, and makes no representations about its suitability for any particular purpose. Users should make their own judgements about those matters and/or seek independent advice. You assume all risks associated with use of the data provided on this page.



# Race Results



March 22, 2019, Race 2, COCA-COLA AMATIL MOBILE TROT, Distance 2600m, Addington - Survey 3200m

Result	TAB no.	Horse (Barrier)	2600 to	2400m to
3rd	2	<b>Speedy Command (2)</b>	<b>2400m</b>	<b>2200m</b>
		Position in running (margin)	-	5(5.5)
		Sectional time (s)	14.61	16.07
		Cumulative time (s)	200.41	185.80
		Speed (m/s)	13.69	12.45
		Stride length (m)	5.75	5.25
		Stride duration (s)	0.417	0.422
		Stride efficiency (%)	51.71	43.15
		Stride count	34.77	38.06

#### Disclaimer.

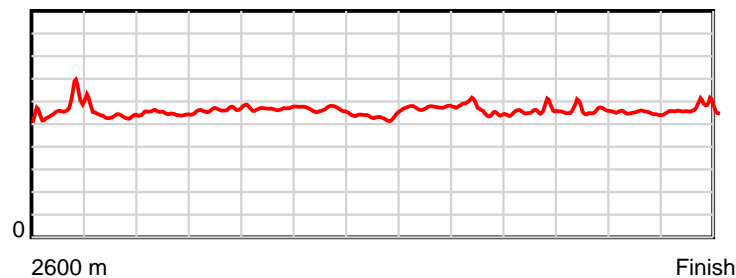
HRNZ and NZMTC and Thoroughbred Ratings Pty Ltd accepts no responsibility for the completeness or accuracy of any of the information contained herein, and makes no representations about its suitability for any particular purpose. Users should make their own judgements about those matters and/or seek independent advice. You assume all risks associated with use of the data provided on this page.

# Race Results

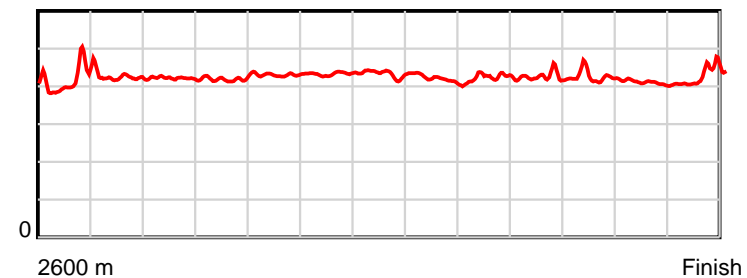
March 22, 2019, Race 2, COCA-COLA AMATIL MOBILE TROT, Distance 2600m, Addington - Survey 3200m

Result	TAB no.	Horse (Barrier)	2200m to	2000m to	1800m to	1600m to	1400m to	1200m to	1000m to	800m to	600m to	400m to	200m to	Total or	Margin
3rd	2	<b>Speedy Command (2)</b>	<b>2000m</b>	<b>1800m</b>	<b>1600m</b>	<b>1400m</b>	<b>1200m</b>	<b>1000m</b>	<b>800m</b>	<b>600m</b>	<b>400m</b>	<b>200m</b>	<b>WP</b>	<b>Average</b>	
		Position in running (margin)	8(9.1)	9(8.0)	9(7.6)	8(7.2)	7(8.1)	9(7.0)	9(7.2)	10(8.6)	8(5.8)	6(4.5)	6(3.0)		1.80
		Sectional time (s)	15.47	14.85	15.46	15.89	16.21	14.92	15.29	15.19	15.73	15.49	15.23		
		Cumulative time (s)	169.73	154.26	139.41	123.95	108.06	91.85	76.93	61.64	46.45	30.72	15.23	3:20.41	
		Speed (m/s)	12.93	13.47	12.94	12.59	12.34	13.40	13.08	13.17	12.71	12.91	13.13	12.97	
		Stride length (m)	5.44	5.66	5.57	5.45	5.35	5.62	5.52	5.57	5.37	5.29	5.61	5.49	
		Stride duration (s)	0.421	0.420	0.431	0.433	0.433	0.419	0.422	0.423	0.422	0.410	0.427	0.423	
		Stride efficiency (%)	46.33	50.00	48.51	46.46	44.66	49.36	47.67	48.56	45.09	43.73	49.17	47.16	
		Stride count	36.73	35.36	35.89	36.68	37.41	35.59	36.21	35.88	37.23	37.81	35.65	473.27	

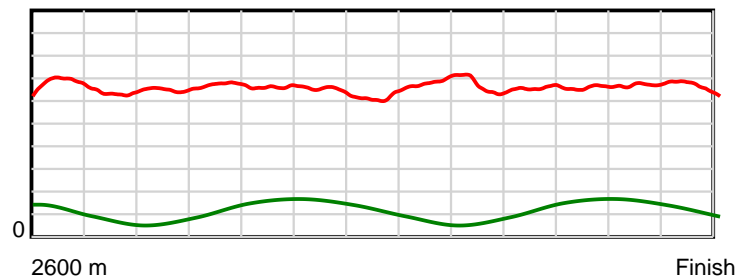
10 m Stride length



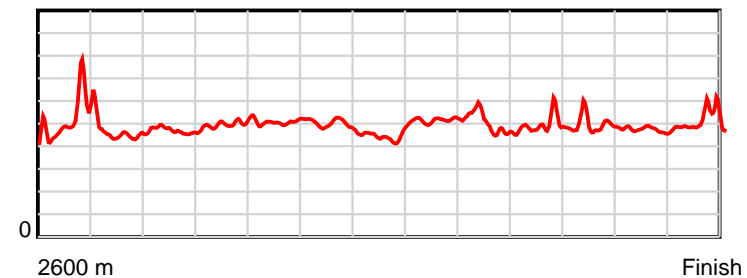
0.6 s Stride duration



20 m/sec Speed



100 % Stride efficiency



Note: Horizontal distance axis grid lines are 200m furlongs.

## Disclaimer.

HRNZ and NZMTC and Thoroughbred Ratings Pty Ltd accepts no responsibility for the completeness or accuracy of any of the information contained herein, and makes no representations about its suitability for any particular purpose. Users should make their own judgements about those matters and/or seek independent advice. You assume all risks associated with use of the data provided on this page.



# Race Results



March 22, 2019, Race 2, COCA-COLA AMATIL MOBILE TROT, Distance 2600m, Addington - Survey 3200m

Result	TAB no.	Horse (Barrier)	2600 to	2400m to
4th	16	<b>Jerry Garcia (0)</b>	<b>2400m</b>	<b>2200m</b>
		Position in running (margin)	-	13(11.2)
		Sectional time (s)	15.50	16.63
		Cumulative time (s)	200.52	185.02
		Speed (m/s)	12.90	12.03
		Stride length (m)	6.42	5.95
		Stride duration (s)	0.477	0.494
		Stride efficiency (%)	64.37	55.23
		Stride count	31.16	33.64

#### Disclaimer.

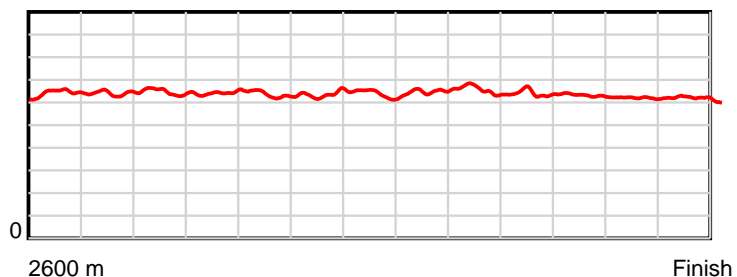
HRNZ and NZMTC and Thoroughbred Ratings Pty Ltd accepts no responsibility for the completeness or accuracy of any of the information contained herein, and makes no representations about its suitability for any particular purpose. Users should make their own judgements about those matters and/or seek independent advice. You assume all risks associated with use of the data provided on this page.

# Race Results

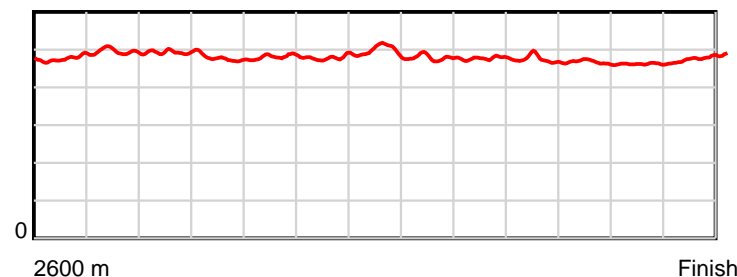
March 22, 2019, Race 2, COCA-COLA AMATIL MOBILE TROT, Distance 2600m, Addington - Survey 3200m

Result	TAB no.	Horse (Barrier)	2200m to	2000m to	1800m to	1600m to	1400m to	1200m to	1000m to	800m to	600m to	400m to	200m to	Total or	Margin
4th	16	Jerry Garcia (0)	2000m	1800m	1600m	1400m	1200m	1000m	800m	600m	400m	200m	WP	Average	
		Position in running (margin)	13(18.2)	13(18.6)	13(18.4)	13(18.4)	13(15.5)	13(11.3)	13(12.1)	12(11.8)	9(6.3)	7(4.6)	4(2.4)		2.40
		Sectional time (s)	15.73	14.87	15.54	15.25	15.69	15.02	15.02	14.73	15.65	15.38	15.51		
		Cumulative time (s)	168.39	152.66	137.79	122.25	107.00	91.31	76.29	61.27	46.54	30.89	15.51	3:20.52	
		Speed (m/s)	12.71	13.45	12.87	13.11	12.75	13.32	13.32	13.58	12.78	13.00	12.89	12.97	
		Stride length (m)	6.29	6.39	6.19	6.29	6.33	6.37	6.35	6.43	5.96	6.02	6.21	6.24	
		Stride duration (s)	0.494	0.475	0.481	0.479	0.496	0.479	0.477	0.473	0.466	0.463	0.481	0.481	
		Stride efficiency (%)	61.77	63.84	59.90	61.74	62.55	63.43	62.95	64.56	55.46	56.63	60.17	60.85	
		Stride count	31.81	31.29	32.30	31.82	31.61	31.39	31.51	31.12	33.57	33.22	32.23	416.67	

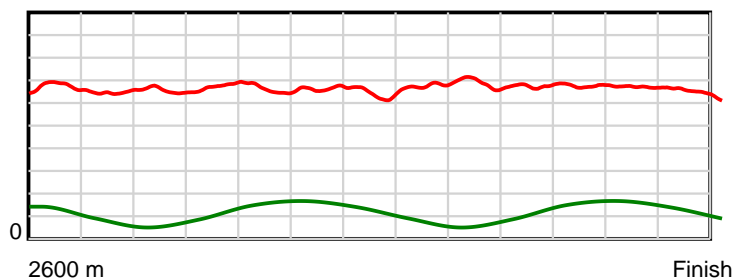
10 m Stride length



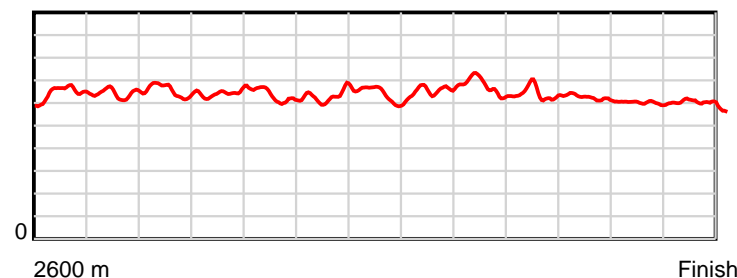
0.6 s Stride duration



20 m/sec Speed



100 % Stride efficiency



Note: Horizontal distance axis grid lines are 200m furlongs.

## Disclaimer.

HRNZ and NZMTC and Thoroughbred Ratings Pty Ltd accepts no responsibility for the completeness or accuracy of any of the information contained herein, and makes no representations about its suitability for any particular purpose. Users should make their own judgements about those matters and/or seek independent advice. You assume all risks associated with use of the data provided on this page.



# Race Results



March 22, 2019, Race 2, COCA-COLA AMATIL MOBILE TROT, Distance 2600m, Addington - Survey 3200m

Result	TAB no.	Horse (Barrier)	2600 to	2400m to
5th	5	Ali Lindenny (5)	2400m	2200m
		Position in running (margin)	-	6(5.7)
		Sectional time (s)	14.60	15.75
		Cumulative time (s)	201.07	186.47
		Speed (m/s)	13.70	12.70
		Stride length (m)	5.86	5.50
		Stride duration (s)	0.420	0.434
		Stride efficiency (%)	53.70	47.34
		Stride count	34.12	36.34

#### Disclaimer.

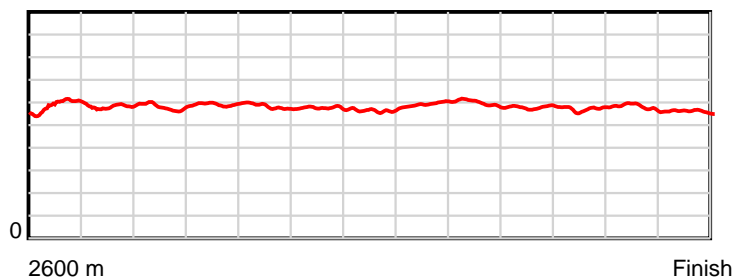
HRNZ and NZMTC and Thoroughbred Ratings Pty Ltd accepts no responsibility for the completeness or accuracy of any of the information contained herein, and makes no representations about its suitability for any particular purpose. Users should make their own judgements about those matters and/or seek independent advice. You assume all risks associated with use of the data provided on this page.

# Race Results

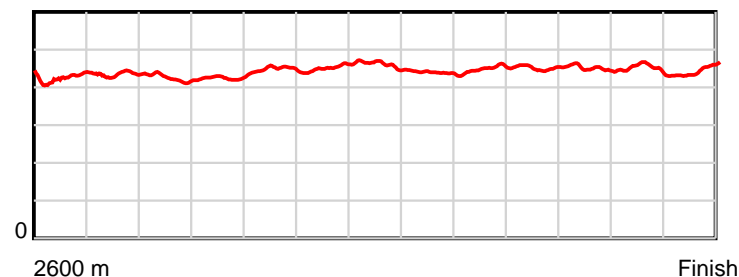
March 22, 2019, Race 2, COCA-COLA AMATIL MOBILE TROT, Distance 2600m, Addington - Survey 3200m

Result	TAB no.	Horse (Barrier)	2200m to	2000m to	1800m to	1600m to	1400m to	1200m to	1000m to	800m to	600m to	400m to	200m to	Total or	Margin
5th	5	Ali Lindenny (5)	2000m	1800m	1600m	1400m	1200m	1000m	800m	600m	400m	200m	WP	Average	
		Position in running (margin)	7(7.5)	3(2.8)	1(0.0)	2(0.5)	2(2.0)	3(1.9)	4(1.9)	3(1.5)	3(1.9)	2(2.1)	5(2.6)		5.50
		Sectional time (s)	14.87	14.46	15.61	15.99	16.39	14.88	15.01	15.72	15.96	15.82	16.01		
		Cumulative time (s)	170.72	155.85	141.39	125.78	109.79	93.40	78.52	63.51	47.79	31.83	16.01	3:21.07	
		Speed (m/s)	13.45	13.83	12.81	12.51	12.20	13.44	13.32	12.72	12.53	12.64	12.49	12.93	
		Stride length (m)	5.71	5.88	5.75	5.65	5.62	5.90	6.00	5.75	5.65	5.69	5.56	5.73	
		Stride duration (s)	0.424	0.425	0.449	0.452	0.460	0.439	0.450	0.452	0.451	0.450	0.445	0.443	
		Stride efficiency (%)	50.88	54.05	51.65	49.91	49.31	54.33	56.17	51.66	49.87	50.64	48.34	51.28	
		Stride count	35.05	34.01	34.79	35.39	35.60	33.92	33.36	34.78	35.40	35.13	35.96	453.85	

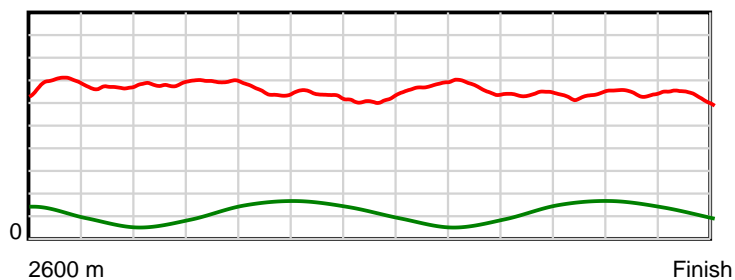
10 m Stride length



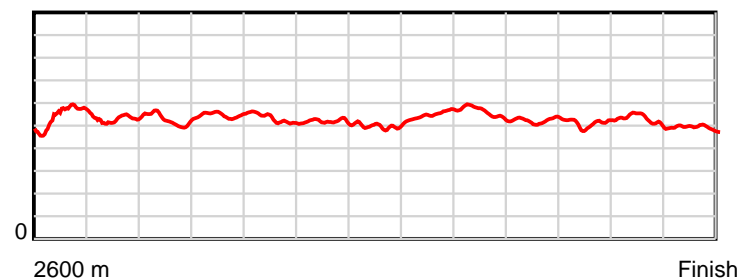
0.6 s Stride duration



20 m/sec Speed



100 % Stride efficiency



Note: Horizontal distance axis grid lines are 200m furlongs.

**Disclaimer.**

HRNZ and NZMTC and Thoroughbred Ratings Pty Ltd accepts no responsibility for the completeness or accuracy of any of the information contained herein, and makes no representations about its suitability for any particular purpose. Users should make their own judgements about those matters and/or seek independent advice. You assume all risks associated with use of the data provided on this page.



# Race Results



March 22, 2019, Race 2, COCA-COLA AMATIL MOBILE TROT, Distance 2600m, Addington - Survey 3200m

Result	TAB no.	Horse (Barrier)	2600 to	2400m to
6th	3	<b>BJ Lindenny (3)</b>	<b>2400m</b>	<b>2200m</b>
		Position in running (margin)	-	2(2.2)
		Sectional time (s)	13.94	15.47
		Cumulative time (s)	201.16	187.22
		Speed (m/s)	14.35	12.93
		Stride length (m)	6.03	6.00
		Stride duration (s)	0.421	0.464
		Stride efficiency (%)	56.75	56.31
		Stride count	33.19	33.32

#### Disclaimer.

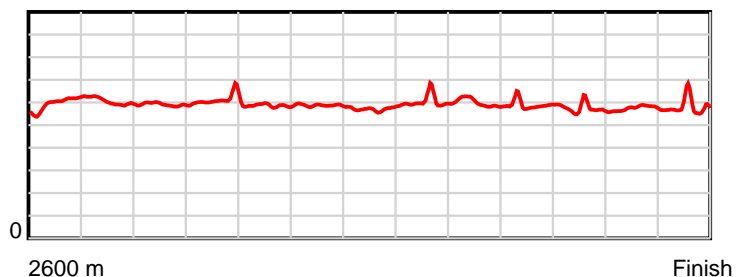
HRNZ and NZMTC and Thoroughbred Ratings Pty Ltd accepts no responsibility for the completeness or accuracy of any of the information contained herein, and makes no representations about its suitability for any particular purpose. Users should make their own judgements about those matters and/or seek independent advice. You assume all risks associated with use of the data provided on this page.

# Race Results

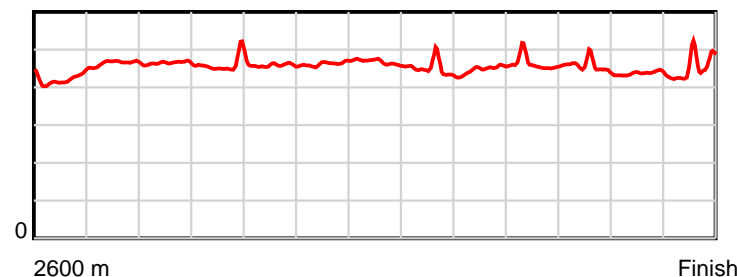
March 22, 2019, Race 2, COCA-COLA AMATIL MOBILE TROT, Distance 2600m, Addington - Survey 3200m

Result	TAB no.	Horse (Barrier)	2200m to	2000m to	1800m to	1600m to	1400m to	1200m to	1000m to	800m to	600m to	400m to	200m to	Total or	Margin
6th	3	<b>BJ Lindenny (3)</b>	<b>2000m</b>	<b>1800m</b>	<b>1600m</b>	<b>1400m</b>	<b>1200m</b>	<b>1000m</b>	<b>800m</b>	<b>600m</b>	<b>400m</b>	<b>200m</b>	<b>WP</b>	<b>Average</b>	
		Position in running (margin)	2(2.2)	2(2.0)	3(3.0)	5(4.5)	6(6.0)	8(5.8)	8(6.5)	7(5.6)	7(5.6)	10(6.3)	8(4.5)		5.90
		Sectional time (s)	15.61	15.09	15.77	15.99	16.36	15.01	14.92	15.66	16.06	15.43	15.85		
		Cumulative time (s)	171.75	156.14	141.05	125.28	109.29	92.93	77.92	63.00	47.34	31.28	15.85	3:21.16	
		Speed (m/s)	12.81	13.25	12.68	12.51	12.22	13.32	13.40	12.77	12.45	12.96	12.62	12.93	
		Stride length (m)	5.95	6.09	5.80	5.79	5.71	5.93	6.02	5.88	5.65	5.66	5.73	5.86	
		Stride duration (s)	0.464	0.460	0.458	0.463	0.467	0.445	0.449	0.460	0.454	0.437	0.454	0.453	
		Stride efficiency (%)	55.23	58.01	52.60	52.38	50.95	54.98	56.55	54.05	49.90	50.09	51.33	53.68	
		Stride count	33.64	32.83	34.47	34.55	35.03	33.72	33.25	34.01	35.39	35.32	34.90	443.62	

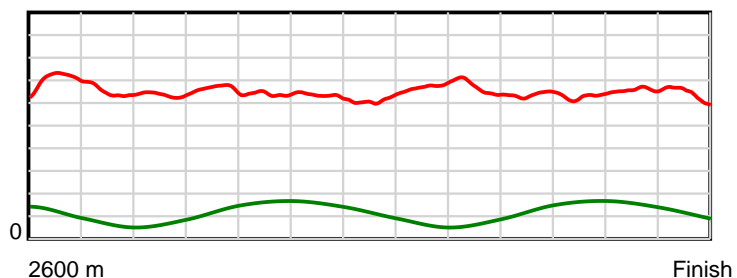
10 m Stride length



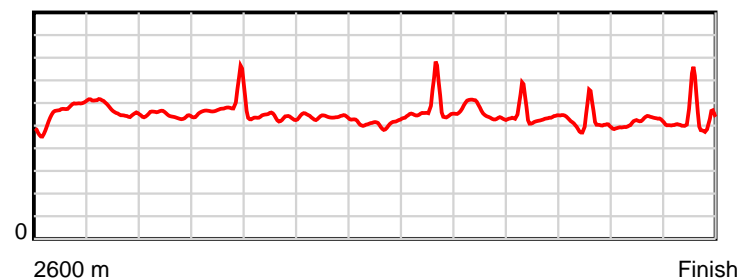
0.6 s Stride duration



20 m/sec Speed



100 % Stride efficiency



Note: Horizontal distance axis grid lines are 200m furlongs.

## Disclaimer.

HRNZ and NZMTC and Thoroughbred Ratings Pty Ltd accepts no responsibility for the completeness or accuracy of any of the information contained herein, and makes no representations about its suitability for any particular purpose. Users should make their own judgements about those matters and/or seek independent advice. You assume all risks associated with use of the data provided on this page.



# Race Results



March 22, 2019, Race 2, COCA-COLA AMATIL MOBILE TROT, Distance 2600m, Addington - Survey 3200m

Result	TAB no.	Horse (Barrier)	2600 to	2400m to
7th	8	<b>The Bloss (6)</b>	<b>2400m</b>	<b>2200m</b>
		Position in running (margin)	-	1(0.0)
		Sectional time (s)	13.78	15.47
		Cumulative time (s)	201.22	187.44
		Speed (m/s)	14.51	12.93
		Stride length (m)	6.41	6.03
		Stride duration (s)	0.436	0.466
		Stride efficiency (%)	64.21	56.83
		Stride count	31.20	33.17

#### Disclaimer.

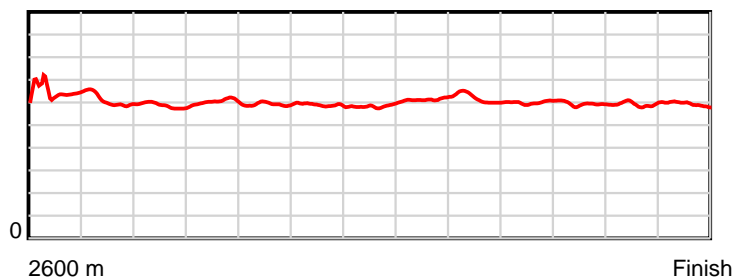
HRNZ and NZMTC and Thoroughbred Ratings Pty Ltd accepts no responsibility for the completeness or accuracy of any of the information contained herein, and makes no representations about its suitability for any particular purpose. Users should make their own judgements about those matters and/or seek independent advice. You assume all risks associated with use of the data provided on this page.

# Race Results

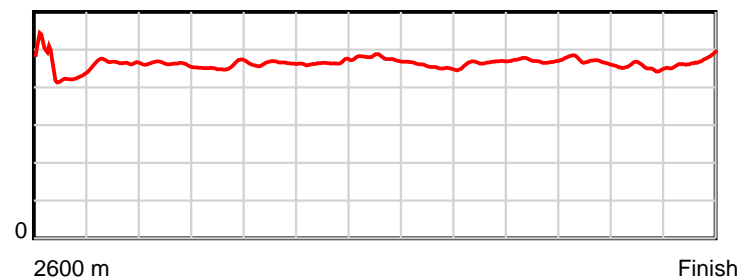
March 22, 2019, Race 2, COCA-COLA AMATIL MOBILE TROT, Distance 2600m, Addington - Survey 3200m

Result	TAB no.	Horse (Barrier)	2200m to	2000m to	1800m to	1600m to	1400m to	1200m to	1000m to	800m to	600m to	400m to	200m to	Total or	Margin
7th	8	The Bloss (6)	2000m	1800m	1600m	1400m	1200m	1000m	800m	600m	400m	200m	WP	Average	
		Position in running (margin)	1(0.0)	1(0.0)	2(1.0)	3(2.2)	4(4.1)	6(3.7)	6(4.0)	5(3.3)	5(3.6)	5(4.2)	7(3.8)		6.30
		Sectional time (s)	15.65	15.08	15.74	16.04	16.34	14.93	14.96	15.70	16.03	15.66	15.84		
		Cumulative time (s)	171.97	156.32	141.24	125.50	109.46	93.12	78.19	63.23	47.53	31.50	15.84	3:21.22	
		Speed (m/s)	12.78	13.26	12.71	12.47	12.24	13.40	13.37	12.74	12.48	12.77	12.63	12.92	
		Stride length (m)	5.91	6.05	5.89	5.80	5.85	6.10	6.22	6.00	5.87	5.79	5.95	5.99	
		Stride duration (s)	0.462	0.456	0.463	0.465	0.478	0.456	0.465	0.471	0.471	0.454	0.471	0.463	
		Stride efficiency (%)	54.53	57.17	54.12	52.57	53.48	58.21	60.51	56.25	53.92	52.45	55.32	55.98	
		Stride count	33.86	33.07	33.98	34.48	34.19	32.77	32.14	33.34	34.05	34.52	33.62	434.39	

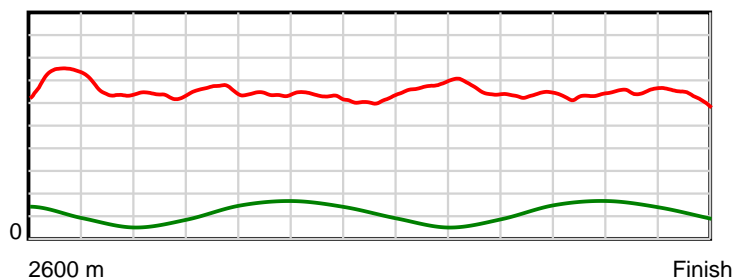
10 m Stride length



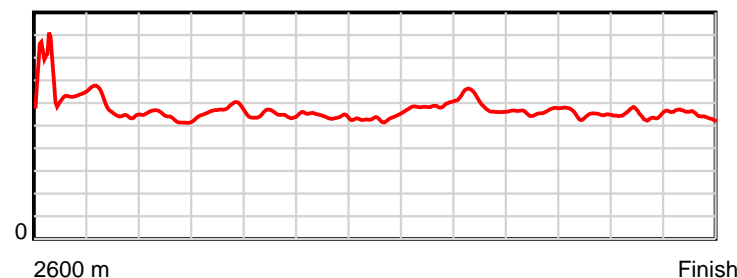
0.6 s Stride duration



20 m/sec Speed



100 % Stride efficiency



Note: Horizontal distance axis grid lines are 200m furlongs.

## Disclaimer.

HRNZ and NZMTC and Thoroughbred Ratings Pty Ltd accepts no responsibility for the completeness or accuracy of any of the information contained herein, and makes no representations about its suitability for any particular purpose. Users should make their own judgements about those matters and/or seek independent advice. You assume all risks associated with use of the data provided on this page.



# Race Results



March 22, 2019, Race 2, COCA-COLA AMATIL MOBILE TROT, Distance 2600m, Addington - Survey 3200m

Result	TAB no.	Horse (Barrier)	2600 to	2400m to
8th	4	<b>Mikemaro (4)</b>	<b>2400m</b>	<b>2200m</b>
		Position in running (margin)	-	4(4.1)
		Sectional time (s)	14.33	15.97
		Cumulative time (s)	201.51	187.18
		Speed (m/s)	13.96	12.52
		Stride length (m)	6.37	5.99
		Stride duration (s)	0.456	0.478
		Stride efficiency (%)	63.33	56.07
		Stride count	31.42	33.39

#### Disclaimer.

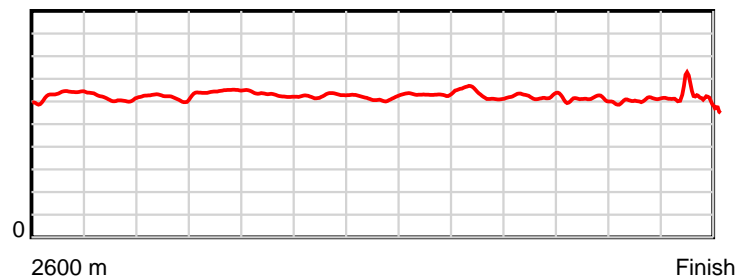
HRNZ and NZMTC and Thoroughbred Ratings Pty Ltd accepts no responsibility for the completeness or accuracy of any of the information contained herein, and makes no representations about its suitability for any particular purpose. Users should make their own judgements about those matters and/or seek independent advice. You assume all risks associated with use of the data provided on this page.

# Race Results

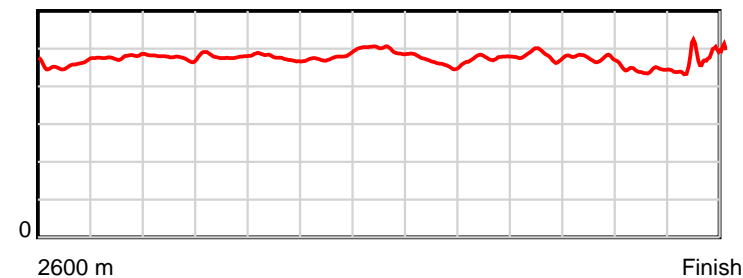
March 22, 2019, Race 2, COCA-COLA AMATIL MOBILE TROT, Distance 2600m, Addington - Survey 3200m

Result	TAB no.	Horse (Barrier)	2200m to	2000m to	1800m to	1600m to	1400m to	1200m to	1000m to	800m to	600m to	400m to	200m to	Total or	Margin
8th	4	Mikemaro (4)	2000m	1800m	1600m	1400m	1200m	1000m	800m	600m	400m	200m	WP	Average	
		Position in running (margin)	6(7.1)	7(5.9)	7(5.8)	6(5.3)	5(5.9)	7(4.7)	7(4.8)	8(6.2)	10(6.4)	11(7.1)	9(4.6)		7.90
		Sectional time (s)	15.46	14.91	15.44	15.84	16.19	14.91	15.29	15.69	16.05	15.33	16.10		
		Cumulative time (s)	171.21	155.75	140.84	125.40	109.56	93.37	78.46	63.17	47.48	31.43	16.10	3:21.51	
		Speed (m/s)	12.94	13.41	12.95	12.63	12.35	13.41	13.08	12.75	12.46	13.05	12.42	12.90	
		Stride length (m)	6.16	6.44	6.16	6.05	6.14	6.21	6.22	6.15	5.89	5.76	5.77	6.09	
		Stride duration (s)	0.476	0.480	0.476	0.479	0.497	0.463	0.476	0.482	0.473	0.442	0.465	0.472	
		Stride efficiency (%)	59.35	64.79	59.27	57.15	58.96	60.27	60.55	59.09	54.15	51.92	52.06	58.05	
		Stride count	32.45	31.06	32.48	33.07	32.56	32.20	32.13	32.52	33.97	34.70	34.65	426.60	

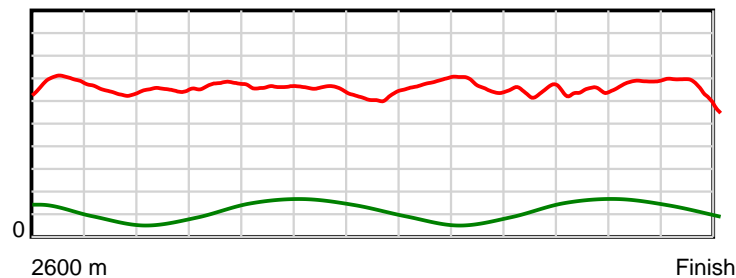
10 m Stride length



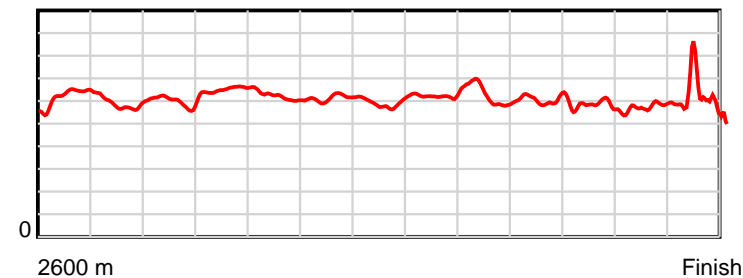
0.6 s Stride duration



20 m/sec Speed



100 % Stride efficiency



Note: Horizontal distance axis grid lines are 200m furlongs.

## Disclaimer.

HRNZ and NZMTC and Thoroughbred Ratings Pty Ltd accepts no responsibility for the completeness or accuracy of any of the information contained herein, and makes no representations about its suitability for any particular purpose. Users should make their own judgements about those matters and/or seek independent advice. You assume all risks associated with use of the data provided on this page.



# Race Results



March 22, 2019, Race 2, COCA-COLA AMATIL MOBILE TROT, Distance 2600m, Addington - Survey 3200m

Result	TAB no.	Horse (Barrier)	2600 to	2400m to
9th	13	<b>You Really Got... (10)</b>	<b>2400m</b>	<b>2200m</b>
		Position in running (margin)	-	10(8.1)
		Sectional time (s)	14.98	15.68
		Cumulative time (s)	201.58	186.60
		Speed (m/s)	13.35	12.76
		Stride length (m)	6.47	6.06
		Stride duration (s)	0.468	0.475
		Stride efficiency (%)	65.32	57.40
		Stride count	30.93	33.00

#### Disclaimer.

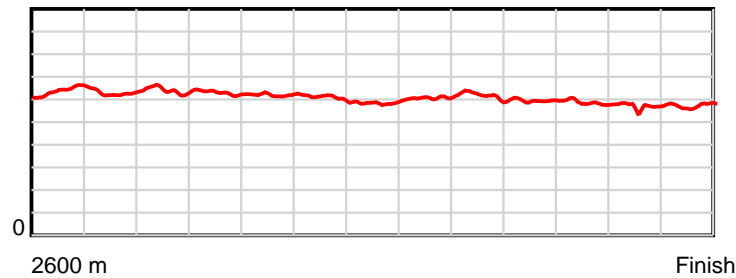
HRNZ and NZMTC and Thoroughbred Ratings Pty Ltd accepts no responsibility for the completeness or accuracy of any of the information contained herein, and makes no representations about its suitability for any particular purpose. Users should make their own judgements about those matters and/or seek independent advice. You assume all risks associated with use of the data provided on this page.

# Race Results

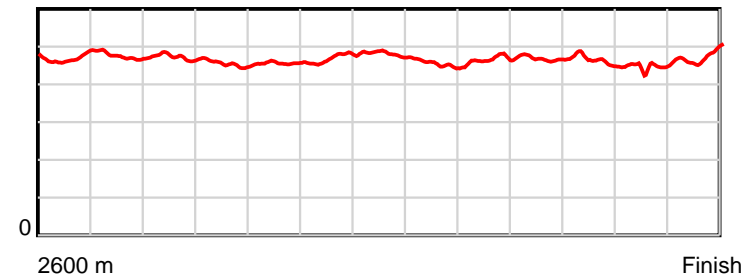
March 22, 2019, Race 2, COCA-COLA AMATIL MOBILE TROT, Distance 2600m, Addington - Survey 3200m

Result	TAB no.	Horse (Barrier)	2200m to	2000m to	1800m to	1600m to	1400m to	1200m to	1000m to	800m to	600m to	400m to	200m to	Total or	Margin
9th	13	<b>You Really Got... (10)</b>	<b>2000m</b>	<b>1800m</b>	<b>1600m</b>	<b>1400m</b>	<b>1200m</b>	<b>1000m</b>	<b>800m</b>	<b>600m</b>	<b>400m</b>	<b>200m</b>	<b>WP</b>	<b>Average</b>	
		Position in running (margin)	9(9.3)	6(5.8)	4(3.0)	1(0.0)	1(0.0)	1(0.0)	1(0.0)	1(0.0)	1(0.0)	1(0.0)	3(1.1)		8.30
		Sectional time (s)	15.06	14.46	15.02	15.73	16.40	14.89	15.07	15.65	15.93	15.92	16.79		
		Cumulative time (s)	170.92	155.86	141.40	126.38	110.65	94.25	79.36	64.29	48.64	32.71	16.79	3:21.58	
		Speed (m/s)	13.28	13.83	13.32	12.71	12.20	13.43	13.27	12.78	12.55	12.56	11.91	12.90	
		Stride length (m)	6.27	6.28	6.07	5.97	5.86	6.09	6.19	5.98	5.82	5.61	5.67	6.02	
		Stride duration (s)	0.472	0.454	0.456	0.470	0.480	0.453	0.467	0.468	0.463	0.447	0.476	0.466	
		Stride efficiency (%)	61.46	61.66	57.51	55.72	53.67	57.93	59.93	55.79	52.88	49.19	50.23	56.56	
		Stride count	31.89	31.84	32.97	33.49	34.13	32.85	32.30	33.47	34.38	35.65	35.28	432.18	

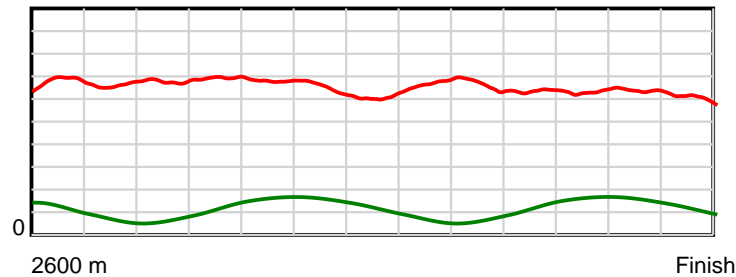
10 m Stride length



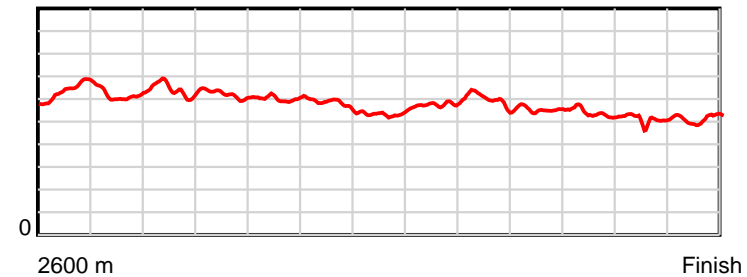
0.6 s Stride duration



20 m/sec Speed



100 % Stride efficiency



Note: Horizontal distance axis grid lines are 200m furlongs.

**Disclaimer.**

HRNZ and NZMTC and Thoroughbred Ratings Pty Ltd accepts no responsibility for the completeness or accuracy of any of the information contained herein, and makes no representations about its suitability for any particular purpose. Users should make their own judgements about those matters and/or seek independent advice. You assume all risks associated with use of the data provided on this page.



# Race Results



March 22, 2019, Race 2, COCA-COLA AMATIL MOBILE TROT, Distance 2600m, Addington - Survey 3200m

Result	TAB no.	Horse (Barrier)	2600 to	2400m to
10th	12	<b>Unique Rose (9)</b>	<b>2400m</b>	<b>2200m</b>
		Position in running (margin)	-	7(6.5)
		Sectional time (s)	14.71	15.29
		Cumulative time (s)	201.91	187.20
		Speed (m/s)	13.60	13.08
		Stride length (m)	6.21	6.02
		Stride duration (s)	0.446	0.460
		Stride efficiency (%)	60.19	56.66
		Stride count	32.23	33.21

#### Disclaimer.

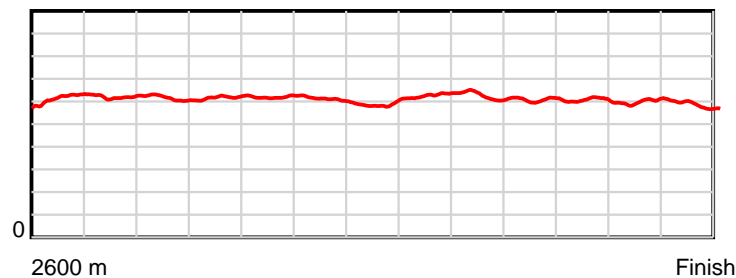
HRNZ and NZMTC and Thoroughbred Ratings Pty Ltd accepts no responsibility for the completeness or accuracy of any of the information contained herein, and makes no representations about its suitability for any particular purpose. Users should make their own judgements about those matters and/or seek independent advice. You assume all risks associated with use of the data provided on this page.

# Race Results

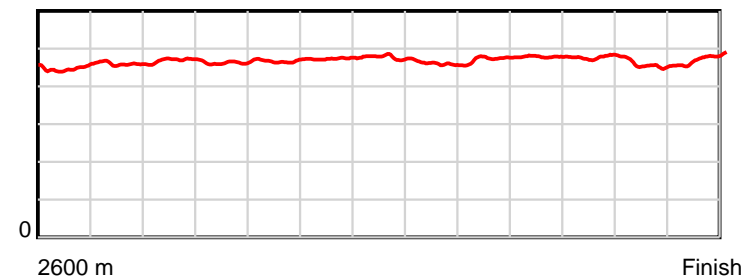
March 22, 2019, Race 2, COCA-COLA AMATIL MOBILE TROT, Distance 2600m, Addington - Survey 3200m

Result	TAB no.	Horse (Barrier)	2200m to	2000m to	1800m to	1600m to	1400m to	1200m to	1000m to	800m to	600m to	400m to	200m to	Total or	Margin
10th	12	Unique Rose (9)	2000m	1800m	1600m	1400m	1200m	1000m	800m	600m	400m	200m	WP	Average	
		Position in running (margin)	4(5.4)	4(3.8)	5(3.6)	4(2.8)	3(4.0)	5(2.9)	5(3.0)	6(4.1)	6(4.8)	9(5.9)	10(6.1)		10.10
		Sectional time (s)	15.38	14.89	15.40	15.93	16.21	14.90	15.27	15.77	16.10	15.77	16.29		
		Cumulative time (s)	171.91	156.53	141.64	126.24	110.31	94.10	79.20	63.93	48.16	32.06	16.29	3:21.91	
		Speed (m/s)	13.00	13.43	12.99	12.55	12.34	13.42	13.10	12.68	12.42	12.68	12.28	12.88	
		Stride length (m)	6.11	6.20	6.07	5.94	5.89	6.18	6.21	6.07	5.92	5.78	5.82	6.03	
		Stride duration (s)	0.470	0.462	0.467	0.473	0.477	0.460	0.474	0.479	0.477	0.456	0.474	0.468	
		Stride efficiency (%)	58.28	60.16	57.54	55.22	54.13	59.59	60.21	57.53	54.83	52.27	53.01	56.80	
		Stride count	32.75	32.23	32.96	33.64	33.98	32.39	32.22	32.96	33.76	34.58	34.34	431.25	

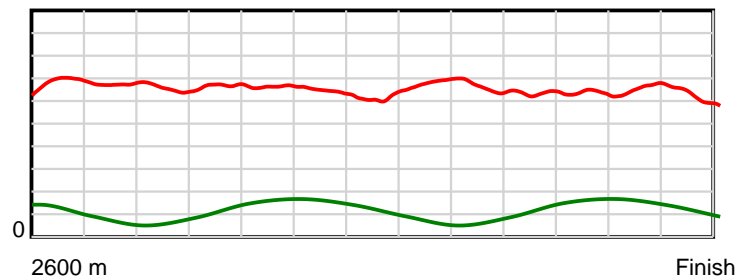
10 m Stride length



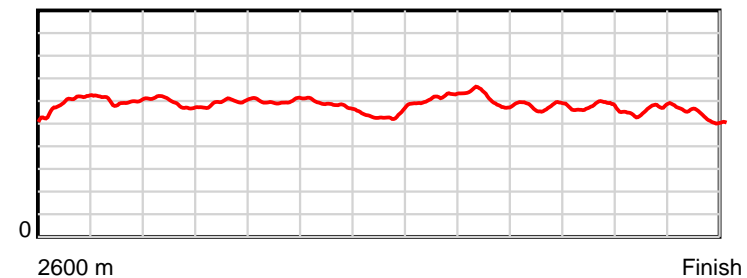
0.6 s Stride duration



20 m/sec Speed



100 % Stride efficiency



Note: Horizontal distance axis grid lines are 200m furlongs.

## Disclaimer.

HRNZ and NZMTC and Thoroughbred Ratings Pty Ltd accepts no responsibility for the completeness or accuracy of any of the information contained herein, and makes no representations about its suitability for any particular purpose. Users should make their own judgements about those matters and/or seek independent advice. You assume all risks associated with use of the data provided on this page.



# Race Results



March 22, 2019, Race 2, COCA-COLA AMATIL MOBILE TROT, Distance 2600m, Addington - Survey 3200m

Result	TAB no.	Horse (Barrier)	2600 to	2400m to
11th	10	Unique Marshal... (7)	2400m	2200m
		Position in running (margin)	-	8(6.8)
		Sectional time (s)	14.75	15.44
		Cumulative time (s)	201.91	187.16
		Speed (m/s)	13.56	12.95
		Stride length (m)	6.45	6.37
		Stride duration (s)	0.461	0.492
		Stride efficiency (%)	65.10	63.51
		Stride count	30.99	31.37

## Disclaimer.

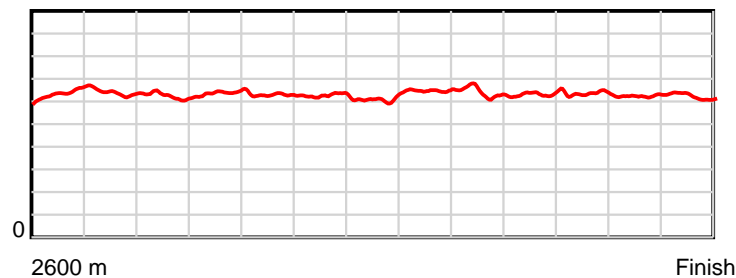
HRNZ and NZMTC and Thoroughbred Ratings Pty Ltd accepts no responsibility for the completeness or accuracy of any of the information contained herein, and makes no representations about its suitability for any particular purpose. Users should make their own judgements about those matters and/or seek independent advice. You assume all risks associated with use of the data provided on this page.

# Race Results

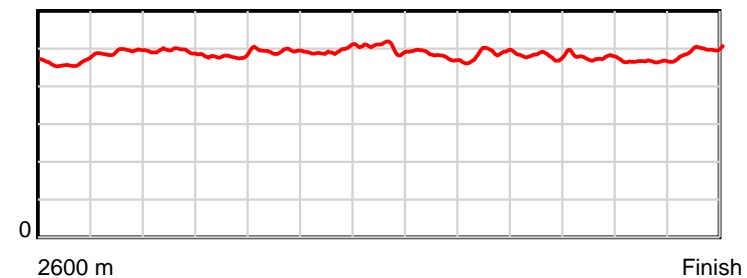
March 22, 2019, Race 2, COCA-COLA AMATIL MOBILE TROT, Distance 2600m, Addington - Survey 3200m

Result	TAB no.	Horse (Barrier)	2200m to	2000m to	1800m to	1600m to	1400m to	1200m to	1000m to	800m to	600m to	400m to	200m to	Total or	Margin
11th	10	Unique Marshal... (7)	2000m	1800m	1600m	1400m	1200m	1000m	800m	600m	400m	200m	WP	Average	
		Position in running (margin)	5(6.7)	8(7.0)	8(7.4)	9(8.8)	10(10.1)	12(10.3)	12(11.0)	13(12.7)	13(9.6)	12(7.5)	11(7.2)		10.10
		Sectional time (s)	15.70	15.00	15.75	15.95	16.44	14.99	15.36	15.14	15.58	15.70	16.11		
		Cumulative time (s)	171.72	156.02	141.02	125.27	109.32	92.88	77.89	62.53	47.39	31.81	16.11	3:21.91	
		Speed (m/s)	12.74	13.33	12.70	12.54	12.17	13.34	13.02	13.21	12.84	12.74	12.41	12.88	
		Stride length (m)	6.29	6.38	6.28	6.19	6.12	6.44	6.32	6.35	6.13	5.93	6.18	6.26	
		Stride duration (s)	0.493	0.479	0.494	0.494	0.503	0.482	0.485	0.480	0.478	0.466	0.498	0.486	
		Stride efficiency (%)	61.74	63.68	61.57	59.86	58.50	64.72	62.47	62.95	58.77	54.98	59.70	61.25	
		Stride count	31.82	31.33	31.86	32.31	32.69	31.08	31.63	31.51	32.61	33.72	32.36	415.28	

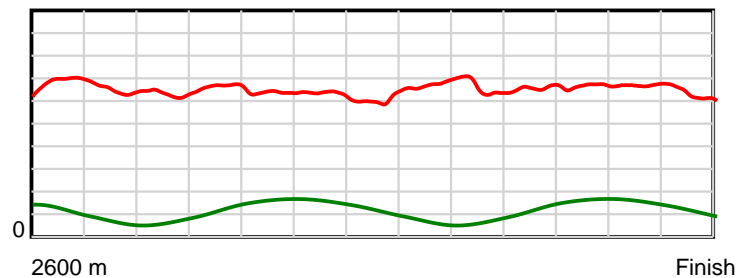
10 m Stride length



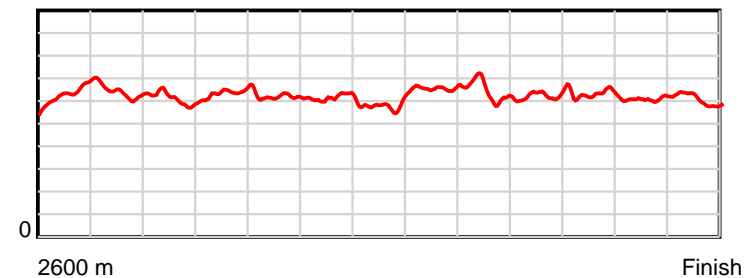
0.6 s Stride duration



20 m/sec Speed



100 % Stride efficiency



Note: Horizontal distance axis grid lines are 200m furlongs.

## Disclaimer.

HRNZ and NZMTC and Thoroughbred Ratings Pty Ltd accepts no responsibility for the completeness or accuracy of any of the information contained herein, and makes no representations about its suitability for any particular purpose. Users should make their own judgements about those matters and/or seek independent advice. You assume all risks associated with use of the data provided on this page.



# Race Results



March 22, 2019, Race 2, COCA-COLA AMATIL MOBILE TROT, Distance 2600m, Addington - Survey 3200m

Result	TAB no.	Horse (Barrier)	2600 to	2400m to
12th	1	Prince Teka (1)	2400m	2200m
		Position in running (margin)	-	3(4.0)
		Sectional time (s)	14.33	15.52
		Cumulative time (s)	202.15	187.82
		Speed (m/s)	13.96	12.89
		Stride length (m)	6.11	6.14
		Stride duration (s)	0.434	0.476
		Stride efficiency (%)	58.26	58.86
		Stride count	32.75	32.59

#### Disclaimer.

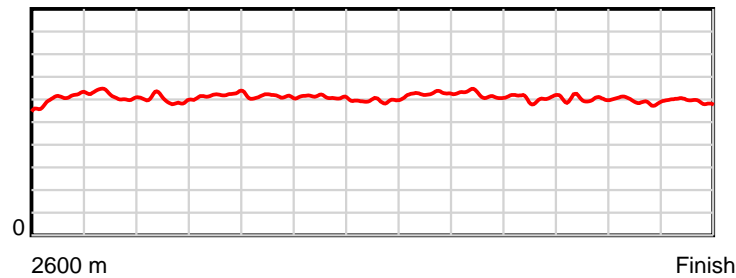
HRNZ and NZMTC and Thoroughbred Ratings Pty Ltd accepts no responsibility for the completeness or accuracy of any of the information contained herein, and makes no representations about its suitability for any particular purpose. Users should make their own judgements about those matters and/or seek independent advice. You assume all risks associated with use of the data provided on this page.

# Race Results

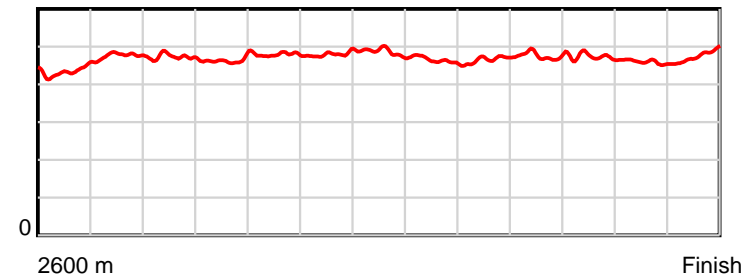
March 22, 2019, Race 2, COCA-COLA AMATIL MOBILE TROT, Distance 2600m, Addington - Survey 3200m

Result	TAB no.	Horse (Barrier)	2200m to	2000m to	1800m to	1600m to	1400m to	1200m to	1000m to	800m to	600m to	400m to	200m to	Total or	Margin
12th	1	Prince Teka (1)	2000m	1800m	1600m	1400m	1200m	1000m	800m	600m	400m	200m	WP	Average	
		Position in running (margin)	3(4.3)	5(4.6)	6(5.3)	7(6.7)	8(8.2)	10(8.0)	10(8.7)	9(8.1)	12(8.8)	13(8.8)	12(8.0)		11.40
		Sectional time (s)	15.71	15.03	15.77	15.98	16.36	15.00	14.98	15.77	15.92	15.61	16.17		
		Cumulative time (s)	172.30	156.59	141.56	125.79	109.81	93.45	78.45	63.47	47.70	31.78	16.17	3:22.15	
		Speed (m/s)	12.73	13.31	12.68	12.52	12.22	13.33	13.35	12.68	12.56	12.81	12.37	12.86	
		Stride length (m)	6.02	6.17	6.07	6.01	5.94	6.20	6.22	6.04	5.94	5.89	5.90	6.05	
		Stride duration (s)	0.473	0.464	0.479	0.480	0.486	0.465	0.466	0.476	0.473	0.460	0.477	0.470	
		Stride efficiency (%)	56.68	59.55	57.56	56.45	55.08	59.98	60.45	57.00	55.10	54.18	54.44	57.14	
		Stride count	33.21	32.40	32.95	33.27	33.69	32.28	32.16	33.12	33.68	33.97	33.88	429.95	

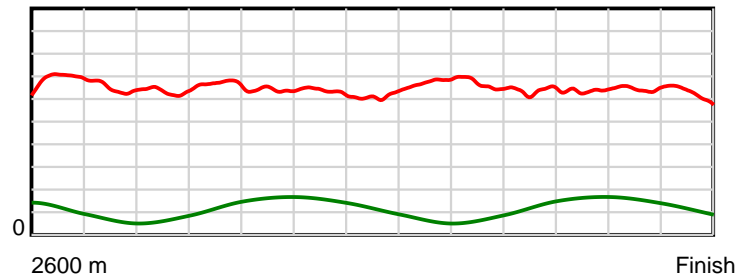
10 m Stride length



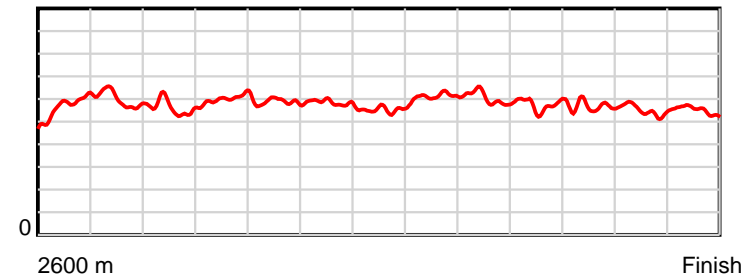
0.6 s Stride duration



20 m/sec Speed



100 % Stride efficiency



Note: Horizontal distance axis grid lines are 200m furlongs.

## Disclaimer.

HRNZ and NZMTC and Thoroughbred Ratings Pty Ltd accepts no responsibility for the completeness or accuracy of any of the information contained herein, and makes no representations about its suitability for any particular purpose. Users should make their own judgements about those matters and/or seek independent advice. You assume all risks associated with use of the data provided on this page.



# Race Results



March 22, 2019, Race 2, COCA-COLA AMATIL MOBILE TROT, Distance 2600m, Addington - Survey 3200m

Result	TAB no.	Horse (Barrier)	2600 to	2400m to
13th	15	<b>Dooff Your Cap (12)</b>	<b>2400m</b>	<b>2200m</b>
		Position in running (margin)	-	12(10.6)
		Sectional time (s)	15.46	16.38
		Cumulative time (s)	204.08	188.62
		Speed (m/s)	12.94	12.21
		Stride length (m)	6.20	5.78
		Stride duration (s)	0.460	0.473
		Stride efficiency (%)	60.04	52.23
		Stride count	32.26	34.59

#### Disclaimer.

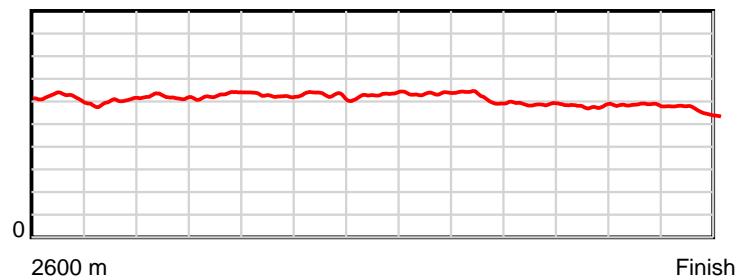
HRNZ and NZMTC and Thoroughbred Ratings Pty Ltd accepts no responsibility for the completeness or accuracy of any of the information contained herein, and makes no representations about its suitability for any particular purpose. Users should make their own judgements about those matters and/or seek independent advice. You assume all risks associated with use of the data provided on this page.

# Race Results

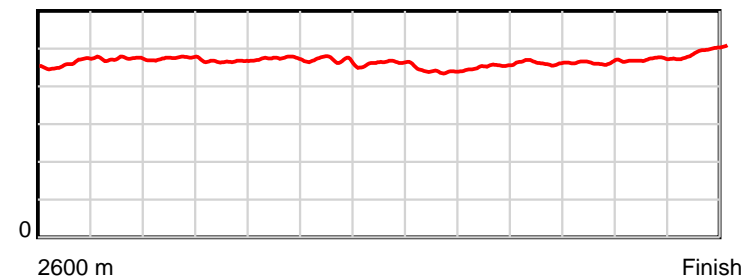
March 22, 2019, Race 2, COCA-COLA AMATIL MOBILE TROT, Distance 2600m, Addington - Survey 3200m

Result	TAB no.	Horse (Barrier)	2200m to	2000m to	1800m to	1600m to	1400m to	1200m to	1000m to	800m to	600m to	400m to	200m to	Total or	Margin
13th	15	<b>Dooff Your Cap (12)</b>	<b>2000m</b>	<b>1800m</b>	<b>1600m</b>	<b>1400m</b>	<b>1200m</b>	<b>1000m</b>	<b>800m</b>	<b>600m</b>	<b>400m</b>	<b>200m</b>	<b>WP</b>	<b>Average</b>	
		Position in running (margin)	12(16.0)	12(15.1)	12(15.0)	12(14.9)	12(12.8)	4(2.8)	2(0.1)	2(0.2)	2(1.1)	4(4.0)	13(9.1)		22.10
		Sectional time (s)	15.51	14.91	15.51	15.38	14.73	14.44	15.09	15.81	16.41	16.60	17.85		
		Cumulative time (s)	172.24	156.73	141.82	126.31	110.93	96.20	81.76	66.67	50.86	34.45	17.85	3:24.08	
		Speed (m/s)	12.89	13.41	12.89	13.00	13.58	13.85	13.25	12.65	12.19	12.05	11.20	12.74	
		Stride length (m)	6.13	6.25	6.11	6.09	6.28	6.10	6.02	5.85	5.65	5.68	5.55	5.97	
		Stride duration (s)	0.475	0.466	0.474	0.469	0.463	0.440	0.454	0.462	0.463	0.472	0.495	0.468	
		Stride efficiency (%)	58.68	61.02	58.34	57.97	61.68	58.13	56.70	53.41	49.84	50.46	48.07	55.63	
		Stride count	32.64	32.00	32.73	32.84	31.83	32.79	33.20	34.21	35.41	35.19	36.06	435.75	

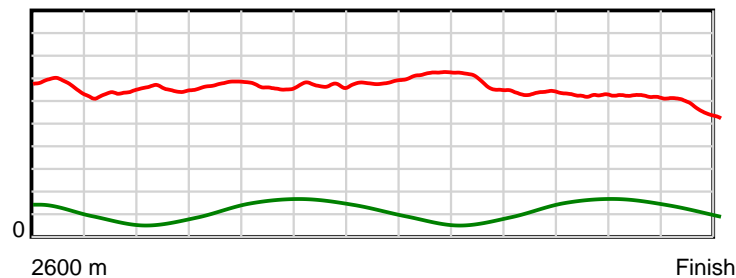
10 m Stride length



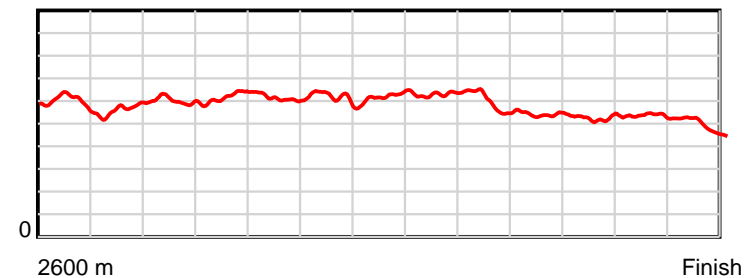
0.6 s Stride duration



20 m/sec Speed



100 % Stride efficiency



Note: Horizontal distance axis grid lines are 200m furlongs.

## Disclaimer.

HRNZ and NZMTC and Thoroughbred Ratings Pty Ltd accepts no responsibility for the completeness or accuracy of any of the information contained herein, and makes no representations about its suitability for any particular purpose. Users should make their own judgements about those matters and/or seek independent advice. You assume all risks associated with use of the data provided on this page.