



Race Results

NZ Metropolitan Trotting Club Inc, HRNZ, March 22, 2019

Compilation date: March 22, 2019, 7:14:28 PM (NZDT)

Copyright © 2019 HRNZ and NZMTC. All rights reserved.

Trademarks.

StrideMASTER is a registered trademark of Thoroughbred Ratings Pty Ltd.

Disclaimer.

HRNZ and NZMTC and Thoroughbred Ratings Pty Ltd accepts no responsibility for the completeness or accuracy of any of the information contained herein, and makes no representations about its suitability for any particular purpose. Users should make their own judgements about those matters and/or seek independent advice. You assume all risks associated with use of the data provided on this page.



Race Results



March 22, 2019, Race 5, , Distance 2600m, Addington - Survey 3200m

Result	TAB no.	Horse (Barrier)	2600 to	2400m to
1st	8	Majestic Man (6)	2400m	2200m
		Position in running (margin)	-	3(3.2)
		Sectional time (s)	17.94	15.77
		Cumulative time (s)	199.32	181.38
		Speed (m/s)	11.15	12.68
		Stride length (m)	5.71	6.00
		Stride duration (s)	0.445	0.473
		Stride efficiency (%)	50.95	56.16
		Stride count	35.02	33.36

Disclaimer.

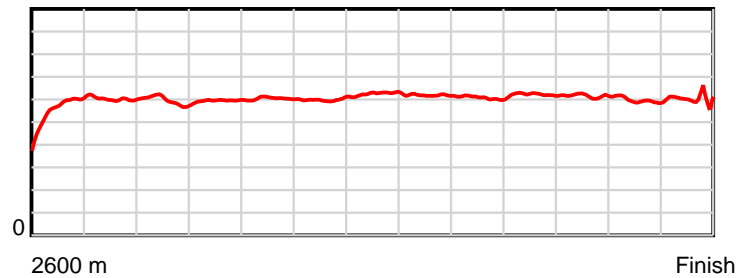
HRNZ and NZMTC and Thoroughbred Ratings Pty Ltd accepts no responsibility for the completeness or accuracy of any of the information contained herein, and makes no representations about its suitability for any particular purpose. Users should make their own judgements about those matters and/or seek independent advice. You assume all risks associated with use of the data provided on this page.

Race Results

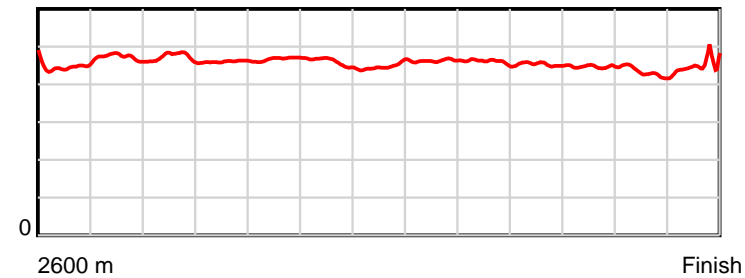
March 22, 2019, Race 5, , Distance 2600m, Addington - Survey 3200m

Result	TAB no.	Horse (Barrier)	2200m to	2000m to	1800m to	1600m to	1400m to	1200m to	1000m to	800m to	600m to	400m to	200m to	Total or	Margin
1st	8	Majestic Man (6)	2000m	1800m	1600m	1400m	1200m	1000m	800m	600m	400m	200m	WP	Average	
		Position in running (margin)	3(5.0)	3(8.6)	3(9.7)	3(9.4)	3(9.5)	3(6.1)	3(4.0)	3(4.4)	2(2.4)	2(2.3)	2(0.1)		0.00
		Sectional time (s)	15.70	15.41	15.52	15.44	14.39	15.10	15.10	14.56	14.67	14.67	15.05		
		Cumulative time (s)	165.61	149.91	134.50	118.98	103.54	89.15	74.05	58.95	44.39	29.72	15.05	3:19.32	
		Speed (m/s)	12.74	12.98	12.89	12.95	13.90	13.25	13.25	13.74	13.63	13.63	13.29	13.04	
		Stride length (m)	6.02	5.97	6.01	5.96	6.23	6.13	6.09	6.23	6.09	5.88	5.95	6.02	
		Stride duration (s)	0.472	0.460	0.467	0.460	0.448	0.462	0.460	0.453	0.447	0.431	0.448	0.461	
		Stride efficiency (%)	56.57	55.76	56.52	55.43	60.57	58.63	58.02	60.55	57.99	54.08	55.36	56.58	
		Stride count	33.24	33.48	33.26	33.58	32.12	32.65	32.82	32.13	32.83	34.00	33.60	432.09	

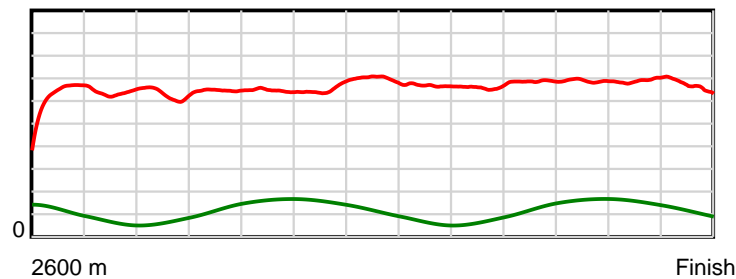
10 m Stride length



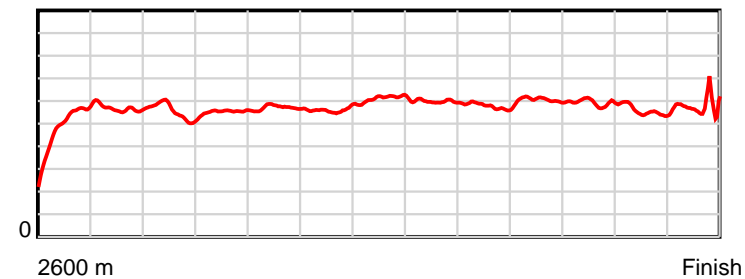
0.6 s Stride duration



20 m/sec Speed



100 % Stride efficiency



Note: Horizontal distance axis grid lines are 200m furlongs.

Disclaimer.

HRNZ and NZMTC and Thoroughbred Ratings Pty Ltd accepts no responsibility for the completeness or accuracy of any of the information contained herein, and makes no representations about its suitability for any particular purpose. Users should make their own judgements about those matters and/or seek independent advice. You assume all risks associated with use of the data provided on this page.



Race Results



March 22, 2019, Race 5, , Distance 2600m, Addington - Survey 3200m

Result	TAB no.	Horse (Barrier)	2600 to	2400m to
2nd	3	Valloria (2)	2400m	2200m
		Position in running (margin)	-	2(1.1)
		Sectional time (s)	17.38	15.70
		Cumulative time (s)	199.40	182.02
		Speed (m/s)	11.51	12.74
		Stride length (m)	5.53	5.98
		Stride duration (s)	0.450	0.469
		Stride efficiency (%)	47.87	55.92
		Stride count	36.14	33.43

Disclaimer.

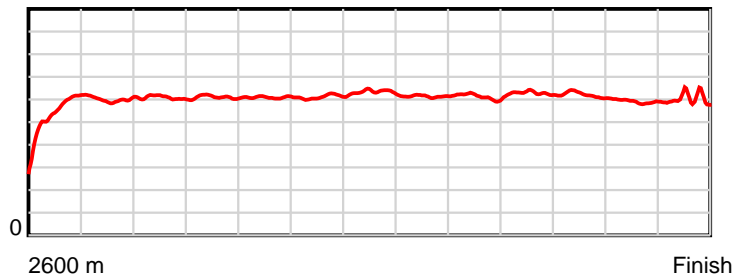
HRNZ and NZMTC and Thoroughbred Ratings Pty Ltd accepts no responsibility for the completeness or accuracy of any of the information contained herein, and makes no representations about its suitability for any particular purpose. Users should make their own judgements about those matters and/or seek independent advice. You assume all risks associated with use of the data provided on this page.

Race Results

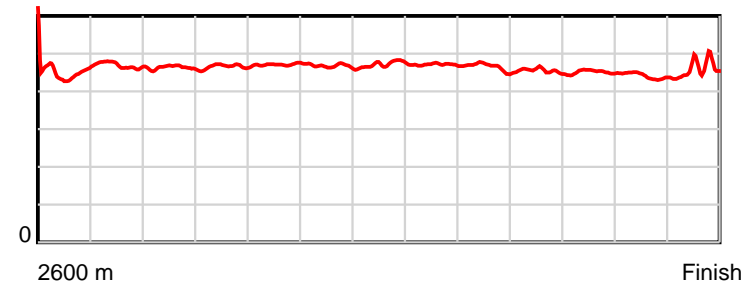
March 22, 2019, Race 5, , Distance 2600m, Addington - Survey 3200m

Result	TAB no.	Horse (Barrier)	2200m to	2000m to	1800m to	1600m to	1400m to	1200m to	1000m to	800m to	600m to	400m to	200m to	Total or	Margin
2nd	3	Valloria (2)	2000m	1800m	1600m	1400m	1200m	1000m	800m	600m	400m	200m	WP	Average	
		Position in running (margin)	2(2.4)	2(2.3)	2(2.5)	2(2.6)	2(2.1)	2(2.0)	2(2.4)	1(0.0)	1(0.0)	1(0.0)	1(0.0)		0.50
		Sectional time (s)	15.08	15.26	15.59	15.35	14.93	15.44	15.11	14.49	14.69	15.02	15.36		
		Cumulative time (s)	166.32	151.24	135.98	120.39	105.04	90.11	74.67	59.56	45.07	30.38	15.36	3:19.40	
		Speed (m/s)	13.26	13.11	12.83	13.03	13.40	12.95	13.24	13.80	13.61	13.32	13.02	13.04	
		Stride length (m)	6.14	6.10	6.04	6.09	6.32	6.10	6.14	6.27	6.14	5.86	5.92	6.04	
		Stride duration (s)	0.463	0.465	0.471	0.467	0.472	0.471	0.464	0.454	0.451	0.440	0.455	0.464	
		Stride efficiency (%)	58.86	58.19	57.09	57.90	62.50	58.20	58.99	61.39	58.96	53.74	54.72	57.08	
		Stride count	32.59	32.77	33.09	32.86	31.62	32.77	32.55	31.91	32.56	34.11	33.80	430.20	

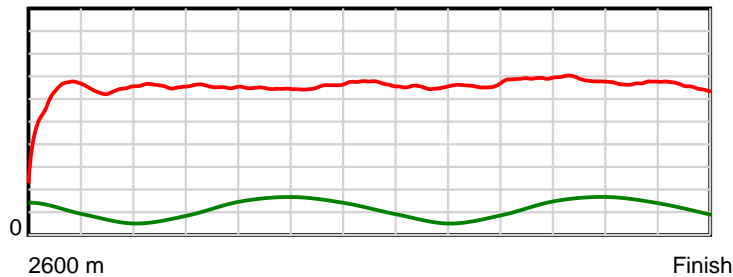
10 m Stride length



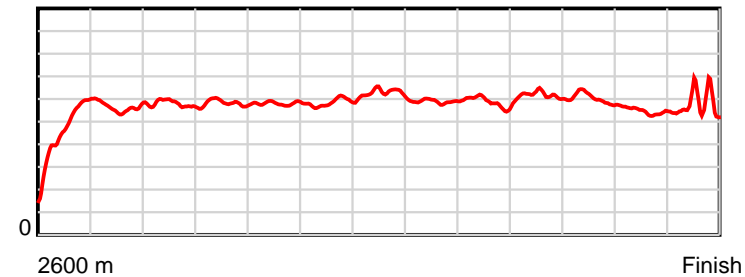
0.6 s Stride duration



20 m/sec Speed



100 % Stride efficiency



Note: Horizontal distance axis grid lines are 200m furlongs.

Disclaimer.

HRNZ and NZMTC and Thoroughbred Ratings Pty Ltd accepts no responsibility for the completeness or accuracy of any of the information contained herein, and makes no representations about its suitability for any particular purpose. Users should make their own judgements about those matters and/or seek independent advice. You assume all risks associated with use of the data provided on this page.



Race Results



March 22, 2019, Race 5, , Distance 2600m, Addington - Survey 3200m

Result	TAB no.	Horse (Barrier)	2600 to	2400m to
3rd	7	Winterfell (3)	2400m	2200m
		Position in running (margin)	-	6(11.4)
		Sectional time (s)	19.26	15.82
		Cumulative time (s)	200.27	181.01
		Speed (m/s)	10.38	12.64
		Stride length (m)	5.61	6.15
		Stride duration (s)	0.458	0.487
		Stride efficiency (%)	49.18	59.18
		Stride count	35.65	32.50

Disclaimer.

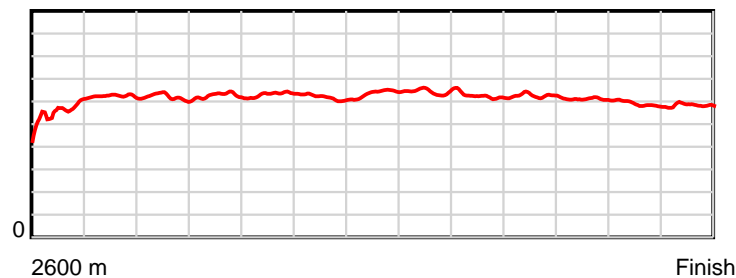
HRNZ and NZMTC and Thoroughbred Ratings Pty Ltd accepts no responsibility for the completeness or accuracy of any of the information contained herein, and makes no representations about its suitability for any particular purpose. Users should make their own judgements about those matters and/or seek independent advice. You assume all risks associated with use of the data provided on this page.

Race Results

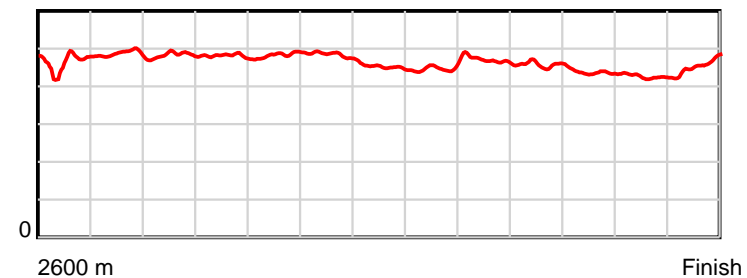
March 22, 2019, Race 5, , Distance 2600m, Addington - Survey 3200m

Result	TAB no.	Horse (Barrier)	2200m to	2000m to	1800m to	1600m to	1400m to	1200m to	1000m to	800m to	600m to	400m to	200m to	Total or	Margin
3rd	7	Winterfell (3)	2000m	1800m	1600m	1400m	1200m	1000m	800m	600m	400m	200m	WP	Average	
		Position in running (margin)	6(13.5)	6(15.8)	6(16.7)	6(15.6)	6(18.0)	6(13.1)	4(5.7)	4(6.2)	3(4.0)	3(3.1)	3(2.1)		5.30
		Sectional time (s)	15.48	15.37	15.40	15.82	14.14	14.21	15.12	14.52	14.55	14.86	15.72		
		Cumulative time (s)	165.19	149.71	134.34	118.94	103.12	88.98	74.77	59.65	45.13	30.58	15.72	3:20.27	
		Speed (m/s)	12.92	13.01	12.99	12.64	14.14	14.07	13.23	13.77	13.75	13.46	12.72	12.98	
		Stride length (m)	6.23	6.26	6.27	6.12	6.39	6.32	6.21	6.31	5.99	5.73	5.83	6.10	
		Stride duration (s)	0.482	0.481	0.483	0.484	0.452	0.449	0.470	0.458	0.436	0.426	0.458	0.470	
		Stride efficiency (%)	60.69	61.19	61.53	58.43	63.74	62.50	60.28	62.14	56.13	51.33	53.20	58.15	
		Stride count	32.09	31.96	31.87	32.71	31.32	31.63	32.20	31.72	33.37	34.90	34.28	426.20	

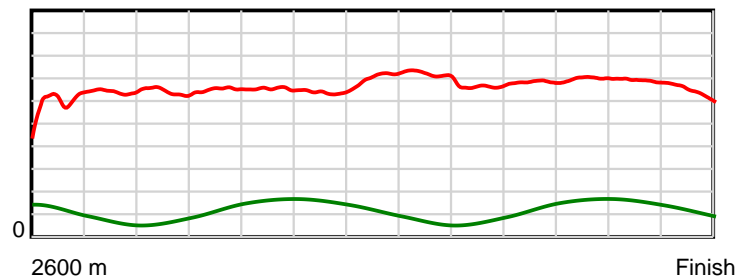
10 m Stride length



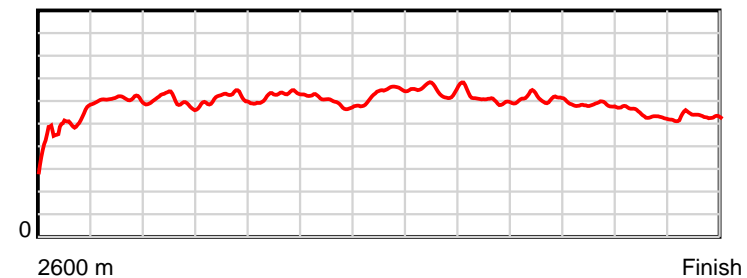
0.6 s Stride duration



20 m/sec Speed



100 % Stride efficiency



Note: Horizontal distance axis grid lines are 200m furlongs.

Disclaimer.

HRNZ and NZMTC and Thoroughbred Ratings Pty Ltd accepts no responsibility for the completeness or accuracy of any of the information contained herein, and makes no representations about its suitability for any particular purpose. Users should make their own judgements about those matters and/or seek independent advice. You assume all risks associated with use of the data provided on this page.



Race Results



March 22, 2019, Race 5, , Distance 2600m, Addington - Survey 3200m

Result	TAB no.	Horse (Barrier)	2600 to	2400m to
4th	1	Theodosia (4)	2400m	2200m
		Position in running (margin)	-	4(5.1)
		Sectional time (s)	18.10	16.06
		Cumulative time (s)	200.61	182.51
		Speed (m/s)	11.05	12.45
		Stride length (m)	4.85	5.64
		Stride duration (s)	0.443	0.453
		Stride efficiency (%)	36.83	49.70
		Stride count	41.20	35.46

Disclaimer.

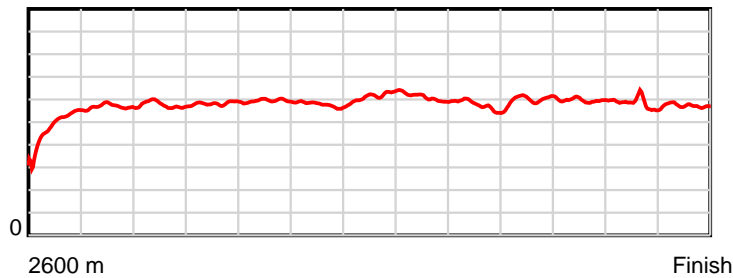
HRNZ and NZMTC and Thoroughbred Ratings Pty Ltd accepts no responsibility for the completeness or accuracy of any of the information contained herein, and makes no representations about its suitability for any particular purpose. Users should make their own judgements about those matters and/or seek independent advice. You assume all risks associated with use of the data provided on this page.

Race Results

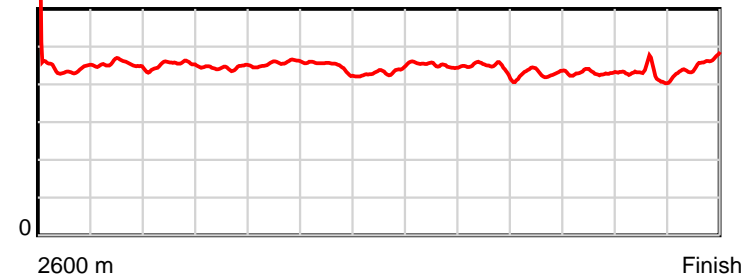
March 22, 2019, Race 5, , Distance 2600m, Addington - Survey 3200m

Result	TAB no.	Horse (Barrier)	2200m to	2000m to	1800m to	1600m to	1400m to	1200m to	1000m to	800m to	600m to	400m to	200m to	Total or	Margin
4th	1	Theodosia (4)	2000m	1800m	1600m	1400m	1200m	1000m	800m	600m	400m	200m	WP	Average	
		Position in running (margin)	4(8.7)	4(11.5)	4(12.1)	4(11.8)	4(13.5)	4(8.4)	5(5.9)	5(8.5)	4(5.5)	4(5.3)	5(4.1)		7.10
		Sectional time (s)	15.57	15.32	15.53	15.70	14.11	15.02	15.47	14.39	14.67	14.82	15.85		
		Cumulative time (s)	166.45	150.88	135.56	120.03	104.33	90.22	75.20	59.73	45.34	30.67	15.85	3:20.61	
		Speed (m/s)	12.85	13.05	12.88	12.74	14.17	13.32	12.93	13.90	13.63	13.50	12.62	12.96	
		Stride length (m)	5.81	5.81	5.87	5.70	6.14	6.01	5.75	5.98	5.85	5.75	5.73	5.74	
		Stride duration (s)	0.452	0.445	0.456	0.447	0.433	0.451	0.445	0.430	0.430	0.426	0.454	0.443	
		Stride efficiency (%)	52.71	52.74	53.80	50.72	58.87	56.44	51.65	55.82	53.57	51.58	51.29	51.54	
		Stride count	34.44	34.43	34.08	35.11	32.59	33.28	34.79	33.46	34.16	34.81	34.91	452.72	

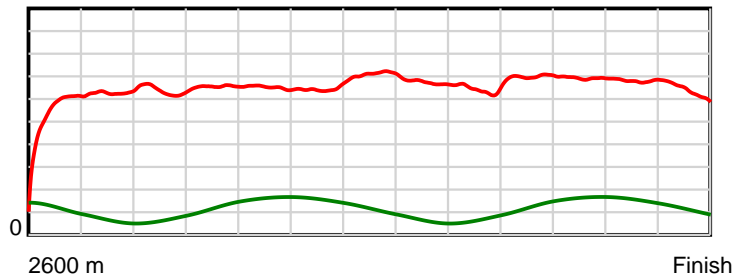
10 m Stride length



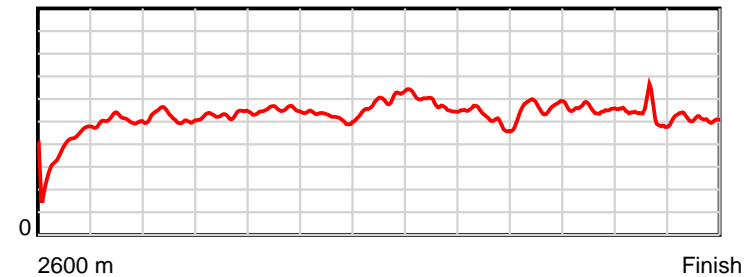
0.6 s Stride duration



20 m/sec Speed



100 % Stride efficiency



Note: Horizontal distance axis grid lines are 200m furlongs.

Disclaimer.

HRNZ and NZMTC and Thoroughbred Ratings Pty Ltd accepts no responsibility for the completeness or accuracy of any of the information contained herein, and makes no representations about its suitability for any particular purpose. Users should make their own judgements about those matters and/or seek independent advice. You assume all risks associated with use of the data provided on this page.



Race Results



March 22, 2019, Race 5, , Distance 2600m, Addington - Survey 3200m

Result	TAB no.	Horse (Barrier)	2600 to	2400m to
5th	5	Didjabringtheb... (7)	2400m	2200m
		Position in running (margin)	-	7(23.9)
		Sectional time (s)	21.47	15.19
		Cumulative time (s)	202.37	180.90
		Speed (m/s)	9.31	13.17
		Stride length (m)	4.49	6.21
		Stride duration (s)	0.460	0.471
		Stride efficiency (%)	31.56	60.23
		Stride count	44.51	32.22

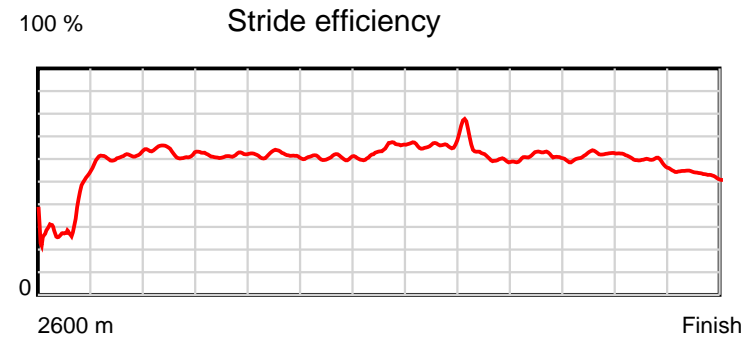
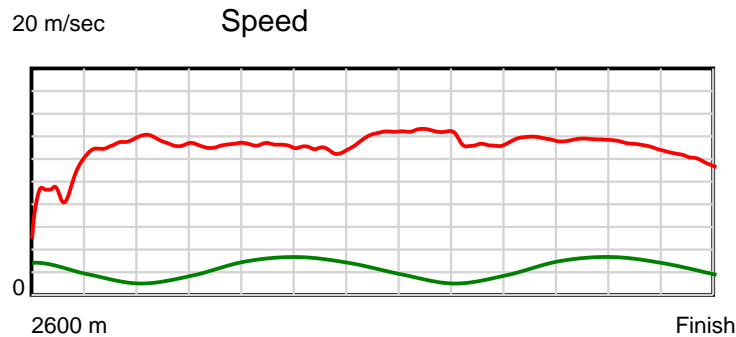
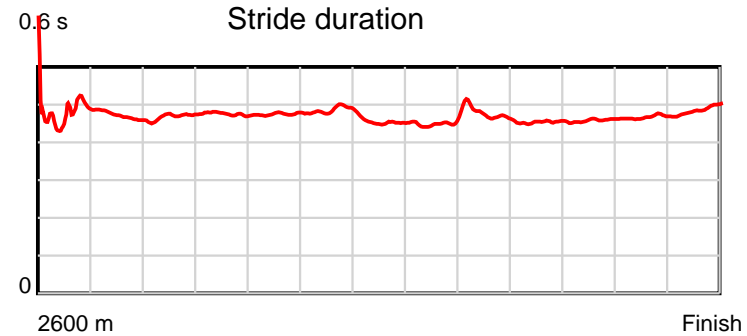
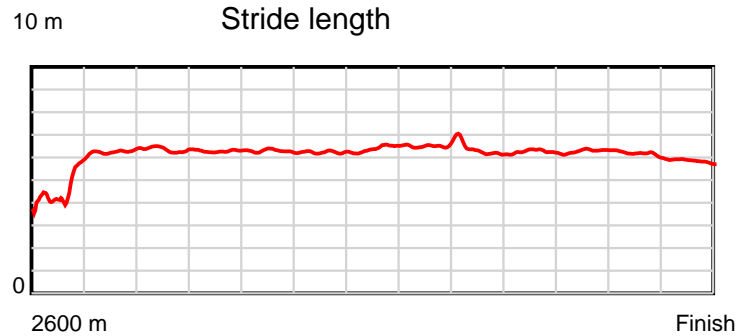
Disclaimer.

HRNZ and NZMTC and Thoroughbred Ratings Pty Ltd accepts no responsibility for the completeness or accuracy of any of the information contained herein, and makes no representations about its suitability for any particular purpose. Users should make their own judgements about those matters and/or seek independent advice. You assume all risks associated with use of the data provided on this page.

Race Results

March 22, 2019, Race 5, , Distance 2600m, Addington - Survey 3200m

Result	TAB no.	Horse (Barrier)	2200m to	2000m to	1800m to	1600m to	1400m to	1200m to	1000m to	800m to	600m to	400m to	200m to	Total or	Margin
5th	5	Didjabringtheb... (7)	2000m	1800m	1600m	1400m	1200m	1000m	800m	600m	400m	200m	WP	Average	
		Position in running (margin)	7(22.2)	7(20.4)	7(20.4)	7(18.7)	7(20.8)	7(15.9)	6(7.6)	6(8.7)	5(6.1)	6(7.1)	6(9.1)		17.00
		Sectional time (s)	14.81	15.21	15.30	15.77	14.14	14.06	15.23	14.46	14.85	15.36	16.52		
		Cumulative time (s)	165.71	150.90	135.69	120.39	104.62	90.48	76.42	61.19	46.73	31.88	16.52	3:22.37	
		Speed (m/s)	13.50	13.15	13.07	12.68	14.14	14.22	13.13	13.83	13.47	13.02	12.11	12.85	
		Stride length (m)	6.32	6.25	6.21	6.16	6.41	6.44	6.24	6.28	6.17	6.08	5.91	6.04	
		Stride duration (s)	0.468	0.475	0.475	0.485	0.453	0.452	0.476	0.454	0.458	0.467	0.488	0.470	
		Stride efficiency (%)	62.48	61.01	60.19	59.23	64.22	64.73	60.94	61.55	59.45	57.82	54.50	57.01	
		Stride count	31.63	32.01	32.23	32.49	31.20	31.08	32.03	31.87	32.42	32.88	33.87	430.44	



Note: Horizontal distance axis grid lines are 200m furlongs.

Disclaimer.

HRNZ and NZMTC and Thoroughbred Ratings Pty Ltd accepts no responsibility for the completeness or accuracy of any of the information contained herein, and makes no representations about its suitability for any particular purpose. Users should make their own judgements about those matters and/or seek independent advice. You assume all risks associated with use of the data provided on this page.



Race Results



March 22, 2019, Race 5, , Distance 2600m, Addington - Survey 3200m

Result	TAB no.	Horse (Barrier)	2600 to	2400m to
6th	2	One Over Da St... (0)	2400m	2200m
		Position in running (margin)	-	1(0.0)
		Sectional time (s)	17.46	15.47
		Cumulative time (s)	202.95	185.49
		Speed (m/s)	11.45	12.93
		Stride length (m)	5.33	5.99
		Stride duration (s)	0.451	0.464
		Stride efficiency (%)	44.47	56.14
		Stride count	37.49	33.37

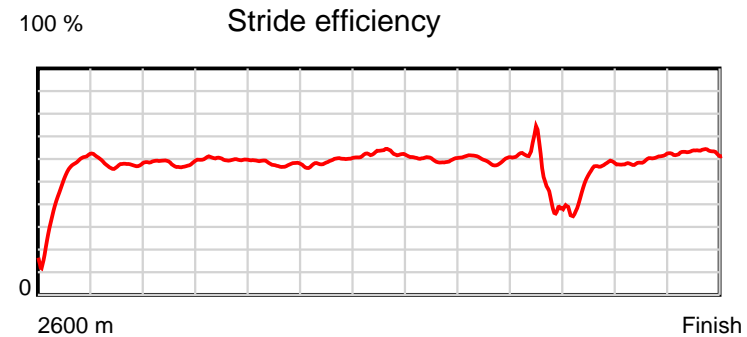
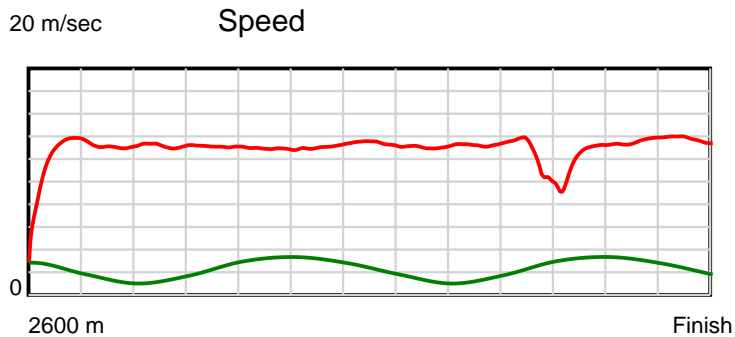
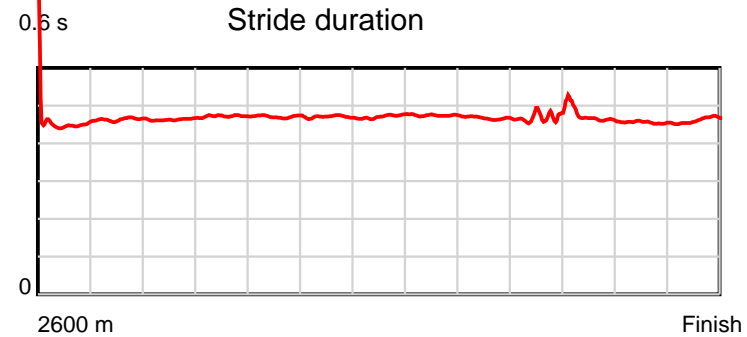
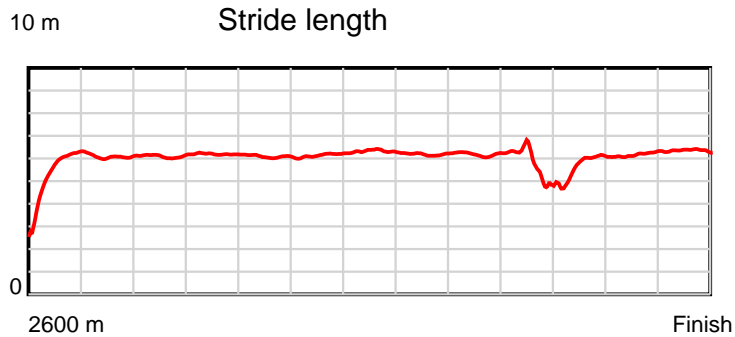
Disclaimer.

HRNZ and NZMTC and Thoroughbred Ratings Pty Ltd accepts no responsibility for the completeness or accuracy of any of the information contained herein, and makes no representations about its suitability for any particular purpose. Users should make their own judgements about those matters and/or seek independent advice. You assume all risks associated with use of the data provided on this page.

Race Results

March 22, 2019, Race 5, , Distance 2600m, Addington - Survey 3200m

Result	TAB no.	Horse (Barrier)	2200m to	2000m to	1800m to	1600m to	1400m to	1200m to	1000m to	800m to	600m to	400m to	200m to	Total or	Margin
6th	2	One Over Da St... (0)	2000m	1800m	1600m	1400m	1200m	1000m	800m	600m	400m	200m	WP	Average	
		Position in running (margin)	1(0.0)	1(0.0)	1(0.0)	1(0.0)	1(0.0)	1(0.0)	1(0.0)	1(0.0)	7(10.5)	8(25.8)	7(24.9)		20.20
		Sectional time (s)	15.10	15.22	15.58	15.43	14.95	15.44	15.04	16.65	17.23	14.89	14.49		
		Cumulative time (s)	170.02	154.92	139.70	124.12	108.69	93.74	78.30	63.26	46.61	29.38	14.49	3:22.95	
		Speed (m/s)	13.25	13.14	12.84	12.96	13.38	12.95	13.30	12.01	11.61	13.43	13.80	12.81	
		Stride length (m)	6.13	6.20	6.05	6.09	6.31	6.14	6.21	5.53	5.45	6.11	6.39	5.98	
		Stride duration (s)	0.463	0.472	0.471	0.470	0.472	0.474	0.467	0.460	0.470	0.455	0.463	0.467	
		Stride efficiency (%)	58.70	60.16	57.18	58.04	62.17	58.90	60.21	47.80	46.46	58.36	63.78	55.83	
		Stride count	32.63	32.23	33.06	32.82	31.71	32.58	32.22	36.16	36.68	32.73	31.31	434.99	



Note: Horizontal distance axis grid lines are 200m furlongs.

Disclaimer.

HRNZ and NZMTC and Thoroughbred Ratings Pty Ltd accepts no responsibility for the completeness or accuracy of any of the information contained herein, and makes no representations about its suitability for any particular purpose. Users should make their own judgements about those matters and/or seek independent advice. You assume all risks associated with use of the data provided on this page.



Race Results



March 22, 2019, Race 5, , Distance 2600m, Addington - Survey 3200m

Result	TAB no.	Horse (Barrier)	2600 to	2400m to
7th	10	Sundees Son (1)	2400m	2200m
		Position in running (margin)	-	5(8.4)
		Sectional time (s)	18.85	16.01
		Cumulative time (s)	203.10	184.25
		Speed (m/s)	10.61	12.49
		Stride length (m)	5.71	5.73
		Stride duration (s)	0.453	0.459
		Stride efficiency (%)	51.01	51.26
		Stride count	35.01	34.92

Disclaimer.

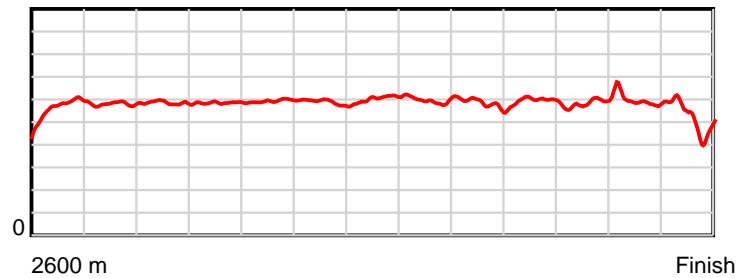
HRNZ and NZMTC and Thoroughbred Ratings Pty Ltd accepts no responsibility for the completeness or accuracy of any of the information contained herein, and makes no representations about its suitability for any particular purpose. Users should make their own judgements about those matters and/or seek independent advice. You assume all risks associated with use of the data provided on this page.

Race Results

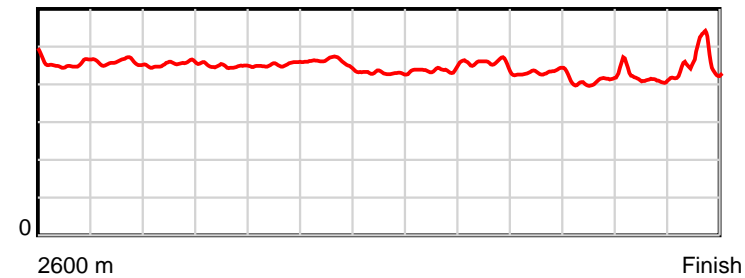
March 22, 2019, Race 5, , Distance 2600m, Addington - Survey 3200m

Result	TAB no.	Horse (Barrier)	2200m to	2000m to	1800m to	1600m to	1400m to	1200m to	1000m to	800m to	600m to	400m to	200m to	Total or	Margin
7th	10	Sundees Son (1)	2000m	1800m	1600m	1400m	1200m	1000m	800m	600m	400m	200m	WP	Average	
		Position in running (margin)	5(11.6)	5(14.0)	5(14.7)	5(14.2)	5(16.1)	5(12.0)	7(8.0)	7(10.9)	6(8.0)	5(5.5)	4(2.7)		21.00
		Sectional time (s)	15.49	15.34	15.50	15.73	14.28	14.77	15.52	14.41	14.28	14.56	18.36		
		Cumulative time (s)	168.24	152.75	137.41	121.91	106.18	91.90	77.13	61.61	47.20	32.92	18.36	3:23.10	
		Speed (m/s)	12.91	13.04	12.90	12.71	14.01	13.54	12.89	13.88	14.01	13.74	10.89	12.80	
		Stride length (m)	5.86	5.86	5.84	5.84	6.03	5.95	5.86	6.01	5.72	5.74	5.01	5.77	
		Stride duration (s)	0.454	0.449	0.452	0.459	0.430	0.439	0.455	0.433	0.409	0.418	0.460	0.451	
		Stride efficiency (%)	53.59	53.66	53.23	53.27	56.74	55.28	53.70	56.45	51.20	51.53	39.20	52.02	
		Stride count	34.15	34.13	34.27	34.25	33.19	33.63	34.12	33.28	34.94	34.83	39.93	450.65	

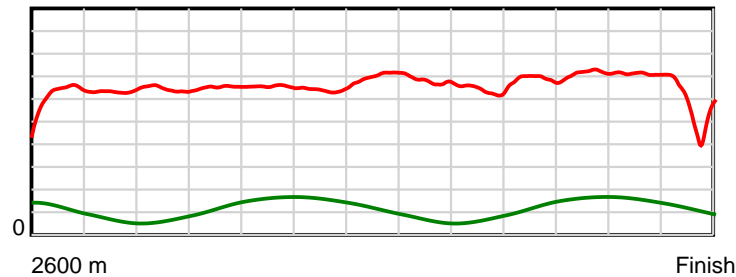
10 m Stride length



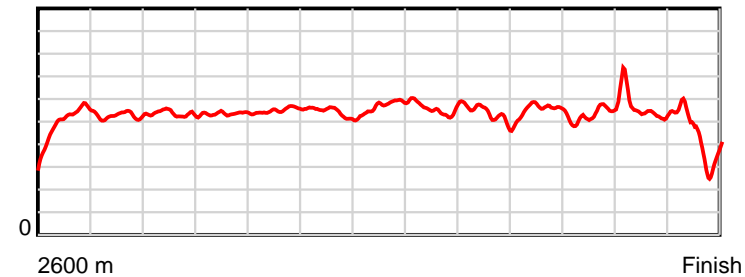
0.6 s Stride duration



20 m/sec Speed



100 % Stride efficiency



Note: Horizontal distance axis grid lines are 200m furlongs.

Disclaimer.

HRNZ and NZMTC and Thoroughbred Ratings Pty Ltd accepts no responsibility for the completeness or accuracy of any of the information contained herein, and makes no representations about its suitability for any particular purpose. Users should make their own judgements about those matters and/or seek independent advice. You assume all risks associated with use of the data provided on this page.



Race Results



March 22, 2019, Race 5, , Distance 2600m, Addington - Survey 3200m

Result	TAB no.	Horse (Barrier)	2600 to	2400m to
8th	4	Majestic Hurri... (5)	2400m	2200m
		Position in running (margin)	-	8(29.3)
		Sectional time (s)	22.27	15.22
		Cumulative time (s)	208.26	185.99
		Speed (m/s)	8.98	13.14
		Stride length (m)	3.96	5.46
		Stride duration (s)	0.414	0.416
		Stride efficiency (%)	24.50	46.65
		Stride count	50.51	36.61

Disclaimer.

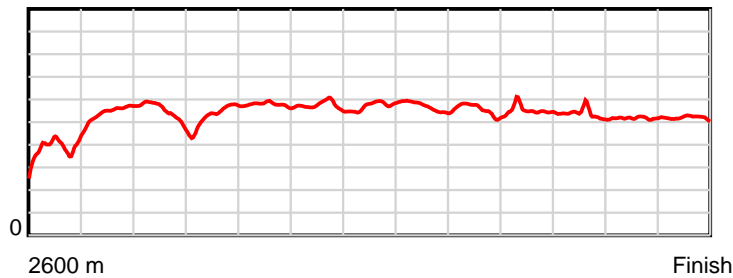
HRNZ and NZMTC and Thoroughbred Ratings Pty Ltd accepts no responsibility for the completeness or accuracy of any of the information contained herein, and makes no representations about its suitability for any particular purpose. Users should make their own judgements about those matters and/or seek independent advice. You assume all risks associated with use of the data provided on this page.

Race Results

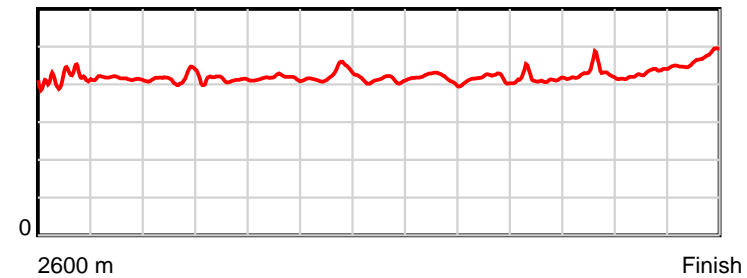
March 22, 2019, Race 5, , Distance 2600m, Addington - Survey 3200m

Result	TAB no.	Horse (Barrier)	2200m to	2000m to	1800m to	1600m to	1400m to	1200m to	1000m to	800m to	600m to	400m to	200m to	Total or	Margin
8th	4	Majestic Hurri... (5)	2000m	1800m	1600m	1400m	1200m	1000m	800m	600m	400m	200m	WP	Average	
		Position in running (margin)	8(27.8)	8(28.7)	8(30.9)	8(24.9)	8(22.7)	8(19.4)	8(15.5)	8(14.7)	8(16.0)	7(24.8)	8(35.5)		49.70
		Sectional time (s)	15.24	15.60	14.58	15.06	14.40	14.79	14.90	15.12	16.16	16.81	18.11		
		Cumulative time (s)	170.77	155.53	139.93	125.35	110.29	95.89	81.10	66.20	51.08	34.92	18.11	3:28.26	
		Speed (m/s)	13.12	12.82	13.72	13.28	13.89	13.52	13.42	13.23	12.38	11.90	11.04	12.48	
		Stride length (m)	5.48	5.28	5.72	5.67	5.72	5.64	5.58	5.45	5.31	5.11	5.16	5.30	
		Stride duration (s)	0.418	0.412	0.417	0.427	0.412	0.417	0.416	0.412	0.429	0.429	0.468	0.425	
		Stride efficiency (%)	46.98	43.54	51.14	50.19	51.18	49.67	48.66	46.46	44.06	40.78	41.68	43.96	
		Stride count	36.47	37.89	34.96	35.29	34.95	35.47	35.84	36.68	37.67	39.15	38.73	490.22	

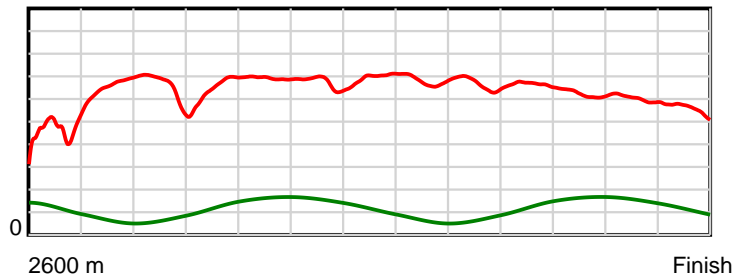
10 m Stride length



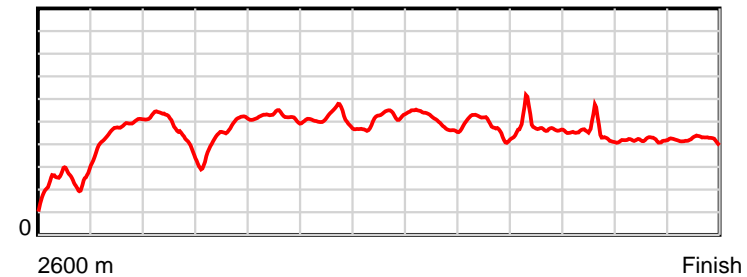
0.6 s Stride duration



20 m/sec Speed



100 % Stride efficiency



Note: Horizontal distance axis grid lines are 200m furlongs.

Disclaimer.

HRNZ and NZMTC and Thoroughbred Ratings Pty Ltd accepts no responsibility for the completeness or accuracy of any of the information contained herein, and makes no representations about its suitability for any particular purpose. Users should make their own judgements about those matters and/or seek independent advice. You assume all risks associated with use of the data provided on this page.