



Race Results

NZ Metropolitan Trotting Club Inc, HRNZ, March 22, 2019

Compilation date: March 22, 2019, 9:13:34 PM (NZDT)

Copyright © 2019 HRNZ and NZMTC. All rights reserved.

Trademarks.

StrideMASTER is a registered trademark of Thoroughbred Ratings Pty Ltd.

Disclaimer.

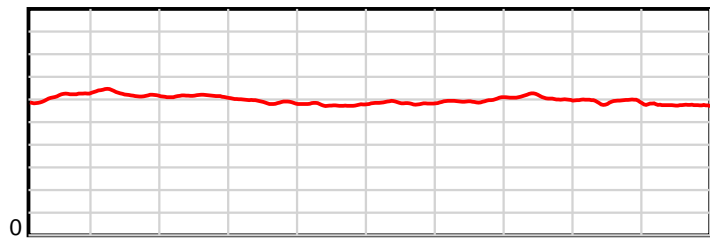
HRNZ and NZMTC and Thoroughbred Ratings Pty Ltd accepts no responsibility for the completeness or accuracy of any of the information contained herein, and makes no representations about its suitability for any particular purpose. Users should make their own judgements about those matters and/or seek independent advice. You assume all risks associated with use of the data provided on this page.

Race Results

March 22, 2019, Race 8, STORER MOTORS NEW ZEALAND TROTTING OAKS (MOBILE TROT), Distance 1980m, Addington - Survey 1980m

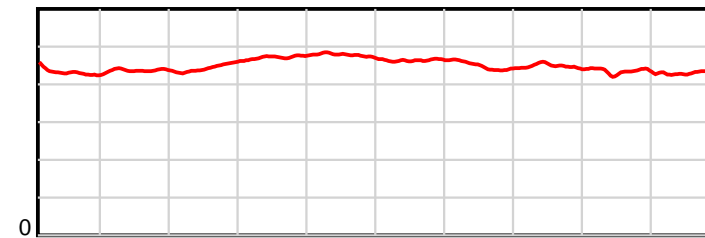
Result	TAB no.	Horse (Barrier)	1980 to 1800m	1800m to 1600m	1600m to 1400m	1400m to 1200m	1200m to 1000m	1000m to 800m	800m to 600m	600m to 400m	400m to 200m	200m to WP	Total or Average	Margin
1st	9	Cheerful (9)												
		Position in running (margin)	-	2(0.6)	1(0.0)	1(0.0)	1(0.0)	1(0.0)	1(0.0)	2(0.6)	2(4.0)	2(2.0)		0.00
		Sectional time (s)	12.54	14.19	14.56	16.04	16.61	15.90	15.00	14.73	14.65	14.97		
		Cumulative time (s)	149.19	136.65	122.46	107.90	91.86	75.25	59.35	44.35	29.62	14.97	2:29.19	
		Speed (m/s)	14.35	14.09	13.74	12.47	12.04	12.58	13.33	13.58	13.65	13.36	13.27	
		Stride length (m)	6.17	6.17	6.11	5.89	5.74	5.83	5.98	6.08	5.93	5.77	5.96	
		Stride duration (s)	0.429	0.438	0.445	0.472	0.477	0.464	0.448	0.448	0.435	0.431	0.449	
		Stride efficiency (%)	59.55	59.43	58.33	54.20	51.57	53.12	55.81	57.76	54.98	51.96	55.52	
		Stride count	29.16	32.43	32.74	33.96	34.81	34.30	33.47	32.90	33.72	34.69	332.18	

10 m Stride length



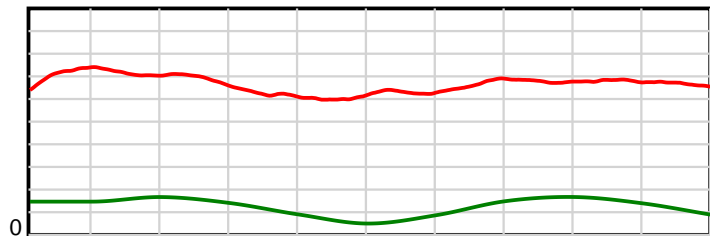
1980 m Finish

0.6 s Stride duration



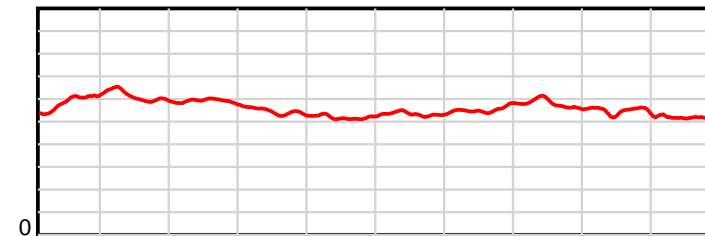
1980 m Finish

20 m/sec Speed



1980 m Finish

100 % Stride efficiency



1980 m Finish

Note: Horizontal distance axis grid lines are 200m furlongs.

Disclaimer.

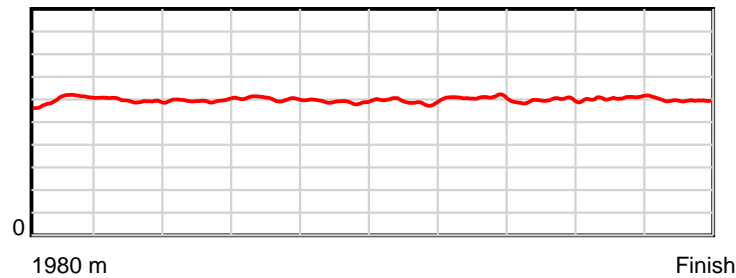
HRNZ and NZMTC and Thoroughbred Ratings Pty Ltd accepts no responsibility for the completeness or accuracy of any of the information contained herein, and makes no representations about its suitability for any particular purpose. Users should make their own judgements about those matters and/or seek independent advice. You assume all risks associated with use of the data provided on this page.

Race Results

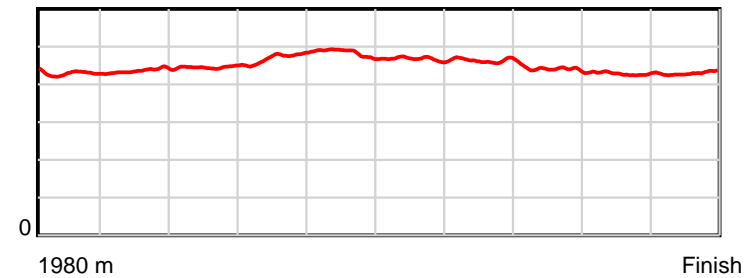
March 22, 2019, Race 8, STORER MOTORS NEW ZEALAND TROTTING OAKS (MOBILE TROT), Distance 1980m, Addington - Survey 1980m

Result	TAB no.	Horse (Barrier)	1980 to	1800m to	1600m to	1400m to	1200m to	1000m to	800m to	600m to	400m to	200m to	Total or	Margin
2nd	3	Overzealous (3)	1800m	1600m	1400m	1200m	1000m	800m	600m	400m	200m	WP	Average	
		Position in running (margin)	-	4(2.8)	3(4.5)	3(6.7)	4(4.6)	4(4.3)	5(4.0)	8(6.3)	7(11.2)	6(5.9)		0.01
		Sectional time (s)	12.87	14.58	14.93	15.69	16.55	15.86	15.30	14.97	14.10	14.35		
		Cumulative time (s)	149.20	136.33	121.75	106.82	91.13	74.58	58.72	43.42	28.45	14.35	2:29.20	
		Speed (m/s)	13.99	13.72	13.40	12.75	12.08	12.61	13.07	13.36	14.18	13.94	13.27	
		Stride length (m)	5.98	5.98	5.97	5.99	5.85	5.89	6.07	5.89	6.08	5.99	5.97	
		Stride duration (s)	0.428	0.436	0.446	0.470	0.484	0.467	0.464	0.441	0.429	0.430	0.450	
		Stride efficiency (%)	55.92	55.89	55.65	56.00	53.45	54.29	57.51	54.26	57.85	56.00	55.66	
		Stride count	30.09	33.44	33.51	33.41	34.20	33.93	32.97	33.94	32.87	33.41	331.77	

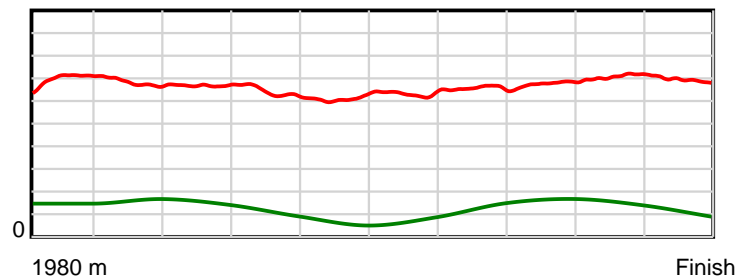
10 m Stride length



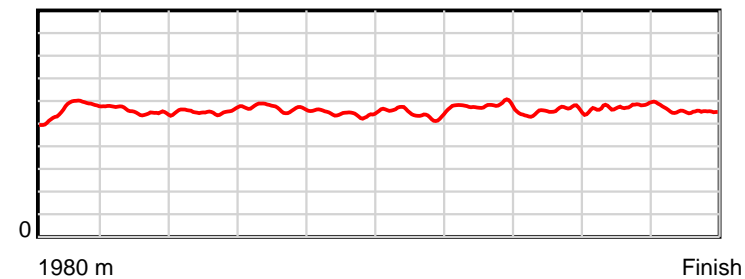
0.6 s Stride duration



20 m/sec Speed



100 % Stride efficiency



Note: Horizontal distance axis grid lines are 200m furlongs.

Disclaimer.

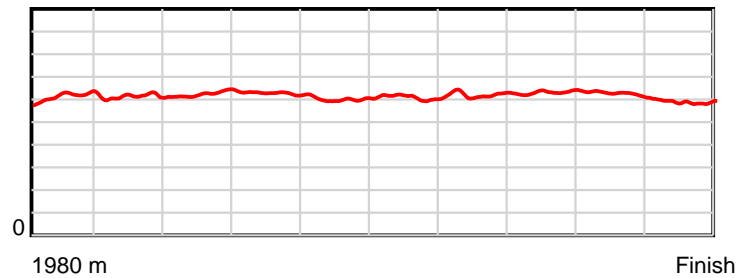
HRNZ and NZMTC and Thoroughbred Ratings Pty Ltd accepts no responsibility for the completeness or accuracy of any of the information contained herein, and makes no representations about its suitability for any particular purpose. Users should make their own judgements about those matters and/or seek independent advice. You assume all risks associated with use of the data provided on this page.

Race Results

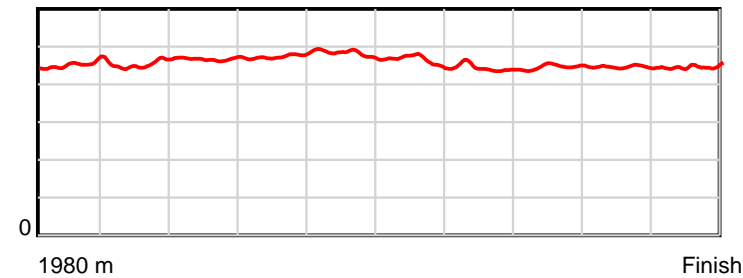
March 22, 2019, Race 8, STORER MOTORS NEW ZEALAND TROTTING OAKS (MOBILE TROT), Distance 1980m, Addington - Survey 1980m

Result	TAB no.	Horse (Barrier)	1980 to	1800m to	1600m to	1400m to	1200m to	1000m to	800m to	600m to	400m to	200m to	Total or	Margin
3rd	12	Majestic Chevr... (12)	1800m	1600m	1400m	1200m	1000m	800m	600m	400m	200m	WP	Average	
		Position in running (margin)	-	9(7.6)	8(12.2)	8(15.3)	8(10.5)	9(8.8)	8(6.5)	4(3.4)	3(5.2)	3(2.0)		2.10
		Sectional time (s)	13.63	15.07	15.08	15.23	16.34	15.52	14.39	14.45	14.46	15.39		
		Cumulative time (s)	149.56	135.93	120.86	105.78	90.55	74.21	58.69	44.30	29.85	15.39	2:29.56	
		Speed (m/s)	13.21	13.27	13.26	13.13	12.24	12.89	13.90	13.84	13.83	13.00	13.24	
		Stride length (m)	6.16	6.02	6.19	6.22	5.90	5.97	6.17	6.18	6.17	5.80	6.07	
		Stride duration (s)	0.453	0.454	0.467	0.474	0.482	0.463	0.444	0.446	0.446	0.447	0.459	
		Stride efficiency (%)	59.31	56.71	59.97	60.46	54.44	55.64	59.46	59.65	59.46	52.64	57.67	
		Stride count	29.22	33.20	32.29	32.15	33.89	33.52	32.42	32.37	32.42	34.46	325.94	

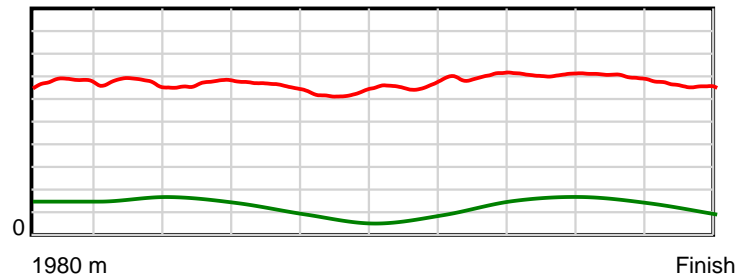
10 m Stride length



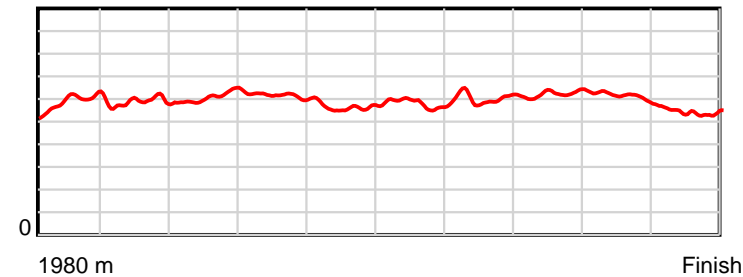
0.6 s Stride duration



20 m/sec Speed



100 % Stride efficiency



Note: Horizontal distance axis grid lines are 200m furlongs.

Disclaimer.

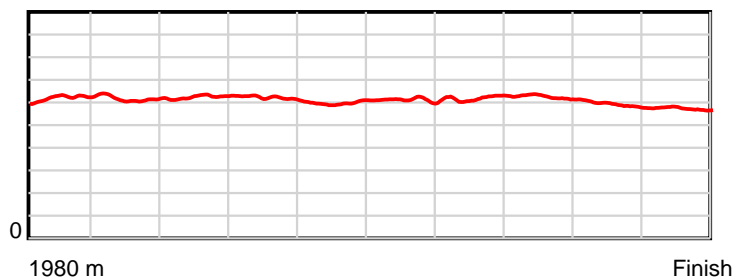
HRNZ and NZMTC and Thoroughbred Ratings Pty Ltd accepts no responsibility for the completeness or accuracy of any of the information contained herein, and makes no representations about its suitability for any particular purpose. Users should make their own judgements about those matters and/or seek independent advice. You assume all risks associated with use of the data provided on this page.

Race Results

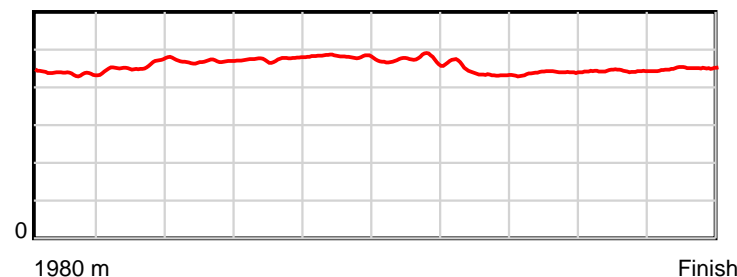
March 22, 2019, Race 8, STORER MOTORS NEW ZEALAND TROTTING OAKS (MOBILE TROT), Distance 1980m, Addington - Survey 1980m

Result	TAB no.	Horse (Barrier)	1980 to	1800m to	1600m to	1400m to	1200m to	1000m to	800m to	600m to	400m to	200m to	Total or	Margin
4th	11	Swiss Miss (11)	1800m	1600m	1400m	1200m	1000m	800m	600m	400m	200m	WP	Average	
		Position in running (margin)	-	5(3.8)	5(8.1)	5(11.2)	5(6.8)	5(4.7)	4(3.9)	1(0.0)	1(0.0)	1(0.0)		2.40
		Sectional time (s)	13.16	15.01	15.09	15.30	16.27	15.77	14.26	14.15	14.98	15.63		
		Cumulative time (s)	149.62	136.46	121.45	106.36	91.06	74.79	59.02	44.76	30.61	15.63	2:29.62	
		Speed (m/s)	13.68	13.32	13.25	13.07	12.29	12.68	14.03	14.13	13.35	12.80	13.23	
		Stride length (m)	6.22	6.10	6.22	6.21	5.92	6.00	6.19	6.21	5.91	5.75	6.07	
		Stride duration (s)	0.437	0.457	0.469	0.475	0.482	0.473	0.441	0.439	0.443	0.449	0.458	
		Stride efficiency (%)	60.45	58.08	60.37	60.23	54.83	56.20	59.90	60.24	54.67	51.63	57.51	
		Stride count	28.94	32.81	32.18	32.22	33.76	33.35	32.30	32.21	33.81	34.79	326.37	

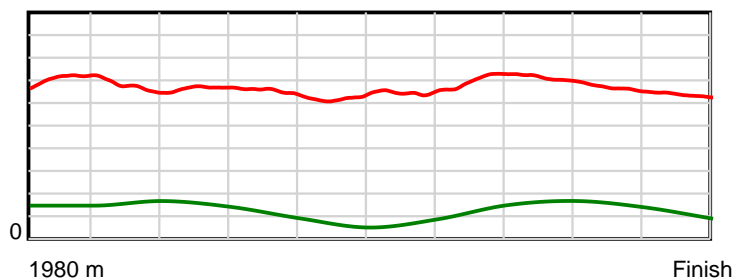
10 m Stride length



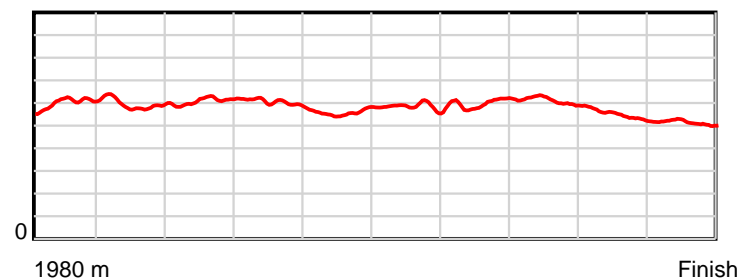
0.6 s Stride duration



20 m/sec Speed



100 % Stride efficiency



Note: Horizontal distance axis grid lines are 200m furlongs.

Disclaimer.

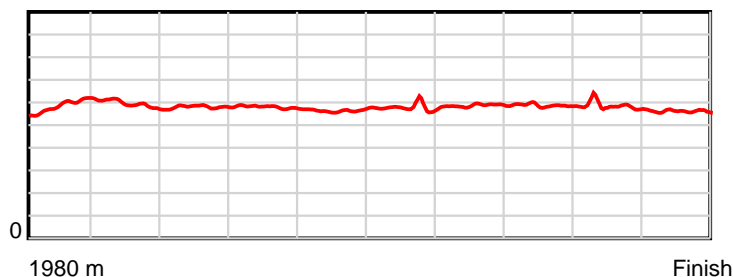
HRNZ and NZMTC and Thoroughbred Ratings Pty Ltd accepts no responsibility for the completeness or accuracy of any of the information contained herein, and makes no representations about its suitability for any particular purpose. Users should make their own judgements about those matters and/or seek independent advice. You assume all risks associated with use of the data provided on this page.

Race Results

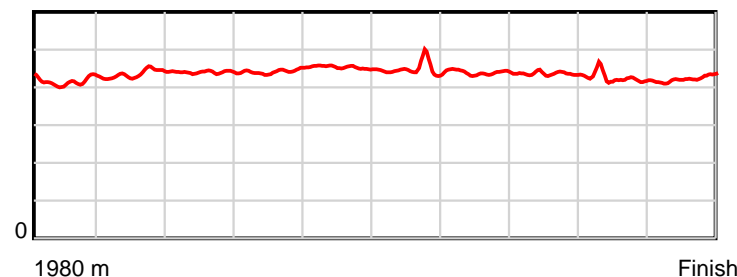
March 22, 2019, Race 8, STORER MOTORS NEW ZEALAND TROTTING OAKS (MOBILE TROT), Distance 1980m, Addington - Survey 1980m

Result	TAB no.	Horse (Barrier)	1980 to	1800m to	1600m to	1400m to	1200m to	1000m to	800m to	600m to	400m to	200m to	Total or	Margin
5th	6	Fanny Hill (6)	1800m	1600m	1400m	1200m	1000m	800m	600m	400m	200m	WP	Average	
		Position in running (margin)	-	3(2.0)	4(6.0)	4(9.4)	3(4.5)	3(2.7)	3(1.9)	3(2.2)	4(6.4)	4(4.1)		3.00
		Sectional time (s)	12.69	14.96	15.13	15.22	16.33	15.76	14.96	14.85	14.60	15.23		
		Cumulative time (s)	149.73	137.04	122.08	106.95	91.73	75.40	59.64	44.68	29.83	15.23	2:29.73	
		Speed (m/s)	14.18	13.37	13.22	13.14	12.25	12.69	13.37	13.47	13.70	13.13	13.22	
		Stride length (m)	5.86	5.82	5.81	5.81	5.55	5.66	5.87	5.87	5.78	5.57	5.76	
		Stride duration (s)	0.415	0.435	0.440	0.442	0.453	0.446	0.439	0.436	0.422	0.424	0.435	
		Stride efficiency (%)	53.73	52.94	52.77	52.79	48.18	50.10	53.77	53.88	52.22	48.45	51.80	
		Stride count	30.70	34.36	34.42	34.41	36.02	35.32	34.10	34.06	34.60	35.92	343.91	

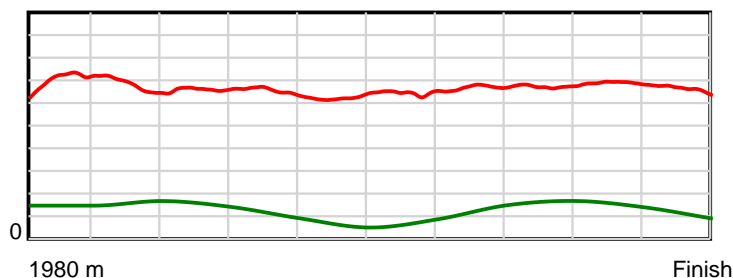
10 m Stride length



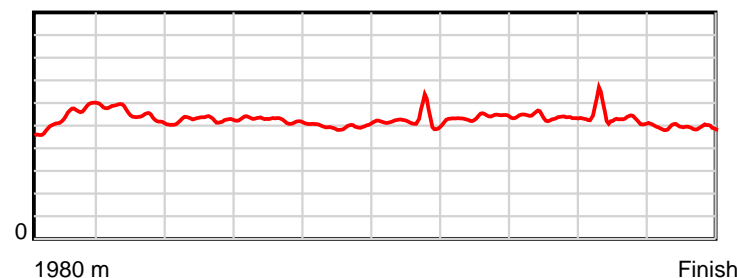
0.6 s Stride duration



20 m/sec Speed



100 % Stride efficiency



Note: Horizontal distance axis grid lines are 200m furlongs.

Disclaimer.

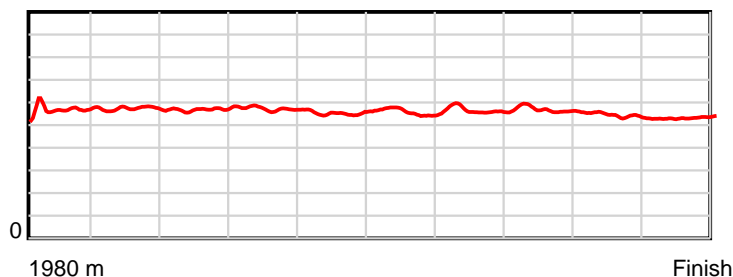
HRNZ and NZMTC and Thoroughbred Ratings Pty Ltd accepts no responsibility for the completeness or accuracy of any of the information contained herein, and makes no representations about its suitability for any particular purpose. Users should make their own judgements about those matters and/or seek independent advice. You assume all risks associated with use of the data provided on this page.

Race Results

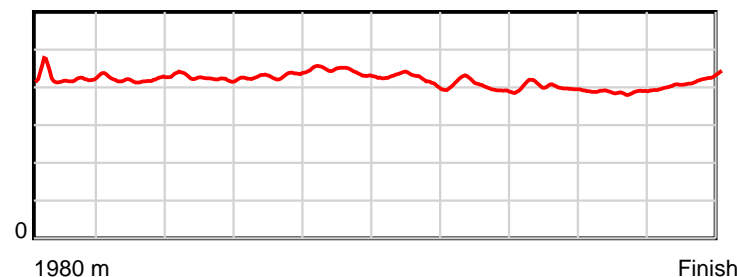
March 22, 2019, Race 8, STORER MOTORS NEW ZEALAND TROTTING OAKS (MOBILE TROT), Distance 1980m, Addington - Survey 1980m

Result	TAB no.	Horse (Barrier)	1980 to	1800m to	1600m to	1400m to	1200m to	1000m to	800m to	600m to	400m to	200m to	Total or	Margin
6th	10	Capelli (10)	1800m	1600m	1400m	1200m	1000m	800m	600m	400m	200m	WP	Average	
		Position in running (margin)	-	11(9.5)	10(13.9)	10(17.8)	10(12.4)	10(10.9)	10(8.6)	7(5.2)	5(7.4)	5(4.6)		6.80
		Sectional time (s)	14.06	15.02	15.22	15.14	16.37	15.52	14.34	14.51	14.53	15.71		
		Cumulative time (s)	150.42	136.36	121.34	106.12	90.98	74.61	59.09	44.75	30.24	15.71	2:30.42	
		Speed (m/s)	12.80	13.32	13.14	13.21	12.22	12.89	13.95	13.78	13.76	12.73	13.16	
		Stride length (m)	5.68	5.61	5.59	5.69	5.41	5.42	5.63	5.53	5.34	5.31	5.52	
		Stride duration (s)	0.426	0.421	0.426	0.431	0.443	0.421	0.404	0.401	0.388	0.417	0.419	
		Stride efficiency (%)	50.35	49.13	48.86	50.56	45.72	45.96	49.59	47.86	44.53	44.11	47.56	
		Stride count	31.71	35.67	35.77	35.16	36.97	36.88	35.50	36.14	37.47	37.64	358.91	

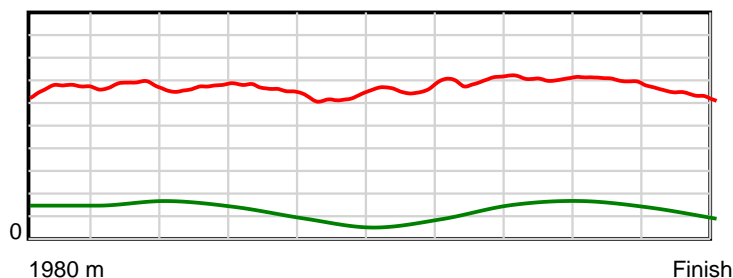
10 m Stride length



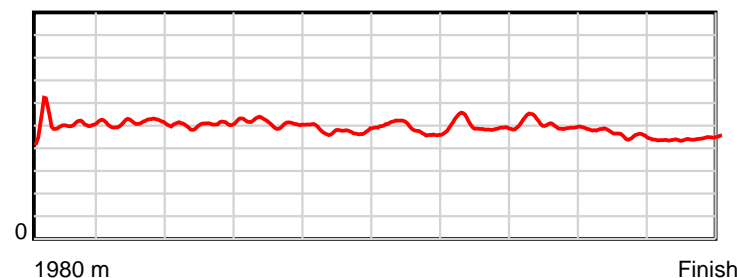
0.6 s Stride duration



20 m/sec Speed



100 % Stride efficiency



Note: Horizontal distance axis grid lines are 200m furlongs.

Disclaimer.

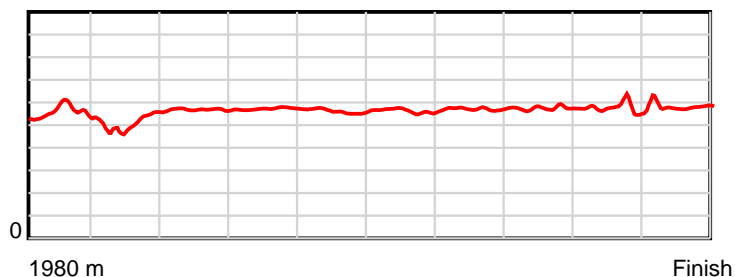
HRNZ and NZMTC and Thoroughbred Ratings Pty Ltd accepts no responsibility for the completeness or accuracy of any of the information contained herein, and makes no representations about its suitability for any particular purpose. Users should make their own judgements about those matters and/or seek independent advice. You assume all risks associated with use of the data provided on this page.

Race Results

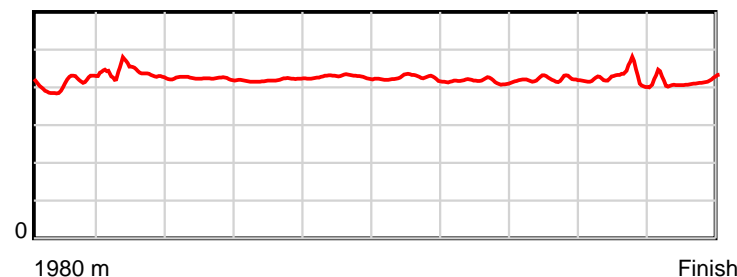
March 22, 2019, Race 8, STORER MOTORS NEW ZEALAND TROTTING OAKS (MOBILE TROT), Distance 1980m, Addington - Survey 1980m

Result	TAB no.	Horse (Barrier)	1980 to	1800m to	1600m to	1400m to	1200m to	1000m to	800m to	600m to	400m to	200m to	Total or	Margin
7th	5	Monaro Maro (5)	1800m	1600m	1400m	1200m	1000m	800m	600m	400m	200m	WP	Average	
		Position in running (margin)	-	7(4.9)	11(27.6)	11(30.2)	11(22.5)	11(15.2)	11(11.5)	11(10.0)	9(14.7)	7(13.4)		7.40
		Sectional time (s)	13.35	18.07	15.00	14.76	15.39	15.29	14.65	14.94	14.77	14.30		
		Cumulative time (s)	150.52	137.17	119.10	104.10	89.34	73.95	58.66	44.01	29.07	14.30	2:30.52	
		Speed (m/s)	13.48	11.07	13.33	13.55	13.00	13.08	13.65	13.39	13.54	13.99	13.15	
		Stride length (m)	5.58	4.81	5.65	5.69	5.56	5.55	5.69	5.64	5.74	5.82	5.56	
		Stride duration (s)	0.410	0.435	0.424	0.420	0.428	0.424	0.417	0.421	0.424	0.416	0.423	
		Stride efficiency (%)	48.61	36.20	49.96	50.53	48.35	48.15	50.54	49.77	51.43	52.89	48.28	
		Stride count	32.27	41.55	35.37	35.17	35.96	36.03	35.17	35.44	34.86	34.38	356.20	

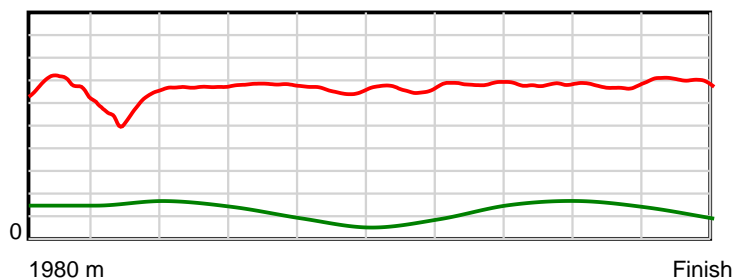
10 m Stride length



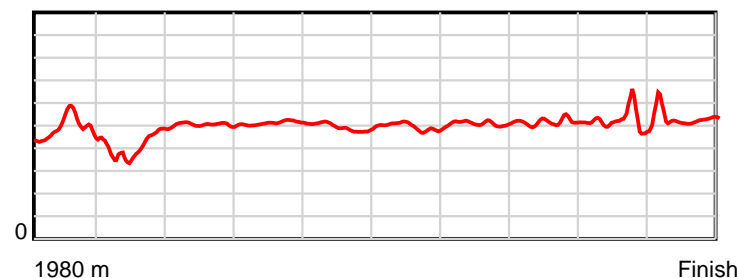
0.6 s Stride duration



20 m/sec Speed



100 % Stride efficiency



Note: Horizontal distance axis grid lines are 200m furlongs.

Disclaimer.

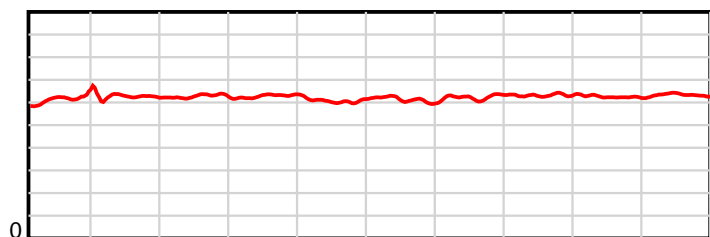
HRNZ and NZMTC and Thoroughbred Ratings Pty Ltd accepts no responsibility for the completeness or accuracy of any of the information contained herein, and makes no representations about its suitability for any particular purpose. Users should make their own judgements about those matters and/or seek independent advice. You assume all risks associated with use of the data provided on this page.

Race Results

March 22, 2019, Race 8, STORER MOTORS NEW ZEALAND TROTTING OAKS (MOBILE TROT), Distance 1980m, Addington - Survey 1980m

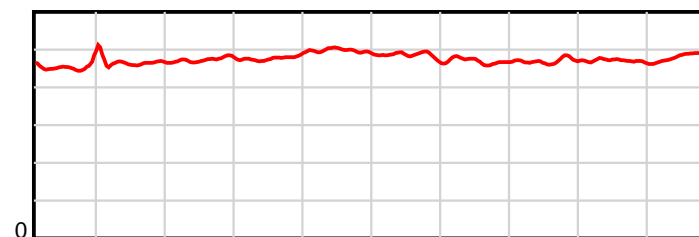
Result	TAB no.	Horse (Barrier)	1980 to	1800m to	1600m to	1400m to	1200m to	1000m to	800m to	600m to	400m to	200m to	Total or	Margin
8th	4	Full Of Hope (4)	1800m	1600m	1400m	1200m	1000m	800m	600m	400m	200m	WP	Average	
		Position in running (margin)	-	8(5.1)	6(9.3)	6(11.9)	6(7.1)	6(6.1)	6(6.1)	9(7.2)	8(13.2)	9(14.4)		14.20
		Sectional time (s)	13.27	14.99	15.00	15.23	16.46	15.90	15.09	15.16	15.18	15.48		
		Cumulative time (s)	151.76	138.49	123.50	108.50	93.27	76.81	60.91	45.82	30.66	15.48	2:31.76	
		Speed (m/s)	13.56	13.34	13.33	13.13	12.15	12.58	13.25	13.19	13.18	12.92	13.05	
		Stride length (m)	6.20	6.17	6.31	6.28	6.04	6.09	6.23	6.20	6.19	6.32	6.20	
		Stride duration (s)	0.456	0.462	0.473	0.478	0.497	0.484	0.470	0.470	0.470	0.489	0.475	
		Stride efficiency (%)	60.04	59.46	62.27	61.55	57.03	57.88	60.63	60.04	59.82	62.35	60.08	
		Stride count	29.04	32.42	31.68	31.87	33.11	32.86	32.11	32.26	32.32	31.66	319.33	

10 m Stride length



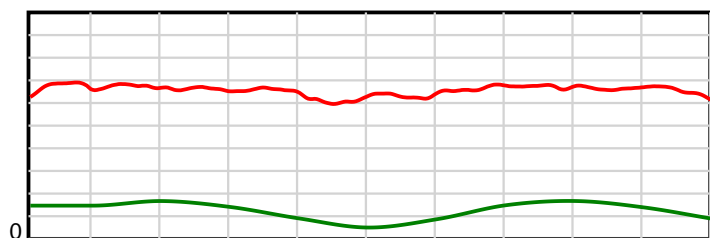
1980 m Finish

0.6 s Stride duration



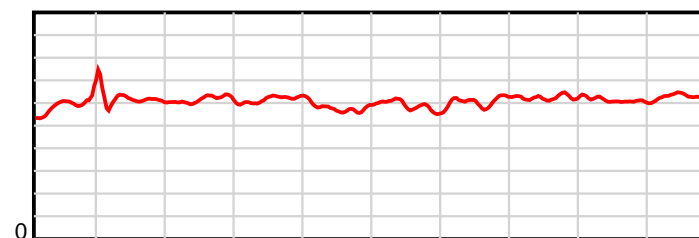
1980 m Finish

20 m/sec Speed



1980 m Finish

100 % Stride efficiency



1980 m Finish

Note: Horizontal distance axis grid lines are 200m furlongs.

Disclaimer.

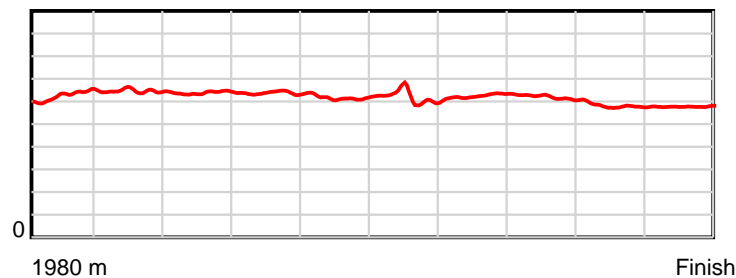
HRNZ and NZMTC and Thoroughbred Ratings Pty Ltd accepts no responsibility for the completeness or accuracy of any of the information contained herein, and makes no representations about its suitability for any particular purpose. Users should make their own judgements about those matters and/or seek independent advice. You assume all risks associated with use of the data provided on this page.

Race Results

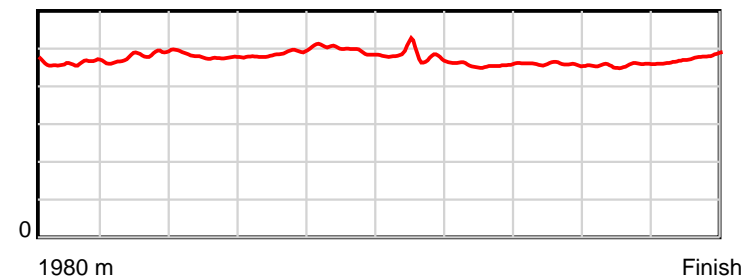
March 22, 2019, Race 8, STORER MOTORS NEW ZEALAND TROTTING OAKS (MOBILE TROT), Distance 1980m, Addington - Survey 1980m

Result	TAB no.	Horse (Barrier)	1980 to	1800m to	1600m to	1400m to	1200m to	1000m to	800m to	600m to	400m to	200m to	Total or	Margin
9th	8	Buller Whiteba... (8)	1800m	1600m	1400m	1200m	1000m	800m	600m	400m	200m	WP	Average	
		Position in running (margin)	-	6(4.4)	7(10.5)	7(13.4)	7(8.6)	7(6.6)	7(6.3)	6(4.3)	6(10.0)	8(14.1)		19.90
		Sectional time (s)	13.22	15.30	15.05	15.24	16.27	15.85	14.58	15.10	15.68	16.49		
		Cumulative time (s)	152.78	139.56	124.26	109.21	93.97	77.70	61.85	47.27	32.17	16.49	2:32.78	
		Speed (m/s)	13.61	13.07	13.29	13.12	12.29	12.62	13.72	13.25	12.76	12.13	12.96	
		Stride length (m)	6.31	6.29	6.36	6.40	6.11	6.05	6.26	6.08	5.82	5.77	6.13	
		Stride duration (s)	0.461	0.481	0.479	0.487	0.497	0.480	0.456	0.459	0.456	0.476	0.473	
		Stride efficiency (%)	62.16	61.73	63.21	63.91	58.29	57.27	61.20	57.75	52.98	52.03	58.82	
		Stride count	28.54	31.82	31.45	31.27	32.75	33.04	31.96	32.90	34.35	34.66	322.74	

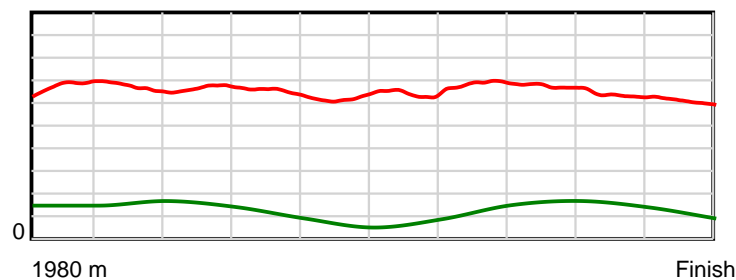
10 m Stride length



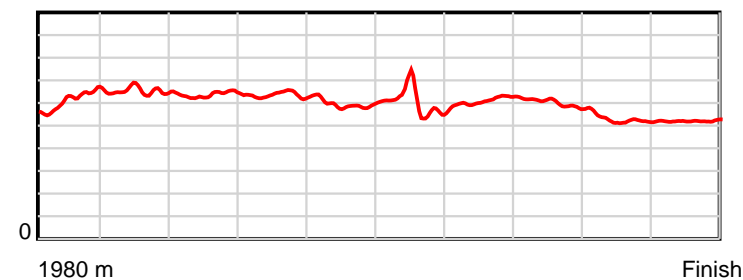
0.6 s Stride duration



20 m/sec Speed



100 % Stride efficiency



Note: Horizontal distance axis grid lines are 200m furlongs.

Disclaimer.

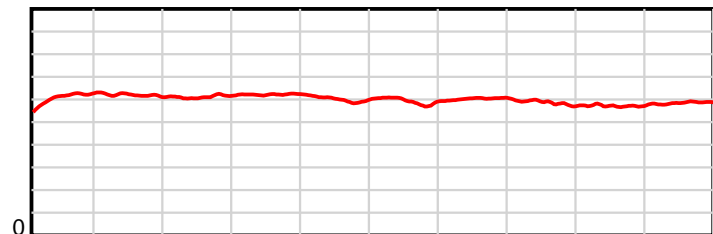
HRNZ and NZMTC and Thoroughbred Ratings Pty Ltd accepts no responsibility for the completeness or accuracy of any of the information contained herein, and makes no representations about its suitability for any particular purpose. Users should make their own judgements about those matters and/or seek independent advice. You assume all risks associated with use of the data provided on this page.

Race Results

March 22, 2019, Race 8, STORER MOTORS NEW ZEALAND TROTTING OAKS (MOBILE TROT), Distance 1980m, Addington - Survey 1980m

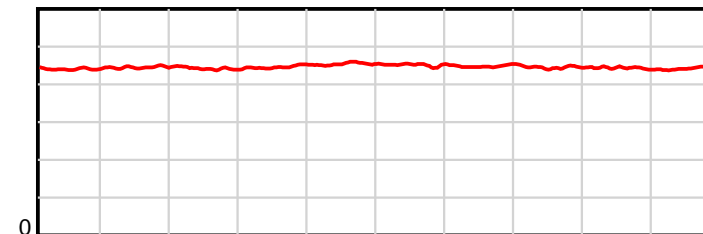
Result	TAB no.	Horse (Barrier)	1980 to	1800m to	1600m to	1400m to	1200m to	1000m to	800m to	600m to	400m to	200m to	Total or	Margin
10th	2	Shes Like The ... (2)	1800m	1600m	1400m	1200m	1000m	800m	600m	400m	200m	WP	Average	
		Position in running (margin)	-	12(32.7)	12(34.8)	12(35.1)	12(25.4)	12(17.2)	12(14.6)	12(14.5)	10(22.2)	10(26.2)		24.30
		Sectional time (s)	17.85	14.64	14.61	14.43	15.24	15.46	14.91	15.42	15.66	15.35		
		Cumulative time (s)	153.57	135.72	121.08	106.47	92.04	76.80	61.34	46.43	31.01	15.35	2:33.57	
		Speed (m/s)	10.08	13.66	13.69	13.86	13.12	12.94	13.41	12.97	12.77	13.03	12.89	
		Stride length (m)	6.11	6.08	6.05	6.19	5.96	5.83	6.02	5.76	5.66	5.81	5.94	
		Stride duration (s)	0.440	0.445	0.442	0.447	0.454	0.451	0.449	0.444	0.443	0.446	0.461	
		Stride efficiency (%)	58.42	57.78	57.14	59.92	55.46	53.10	56.60	51.92	50.02	52.72	55.15	
		Stride count	29.44	32.89	33.07	32.30	33.57	34.31	33.23	34.70	35.35	34.43	333.29	

10 m Stride length



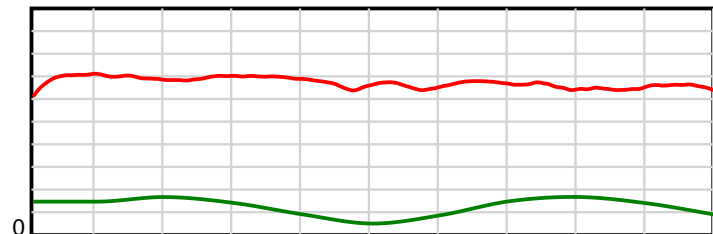
1980 m Finish

0.6 s Stride duration



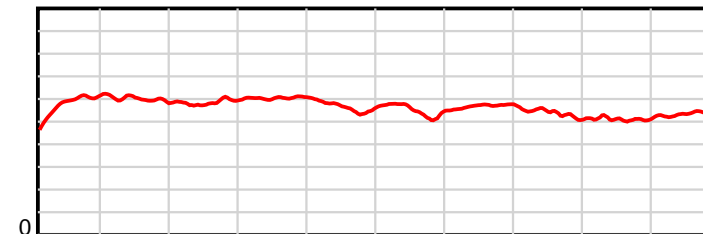
1980 m Finish

20 m/sec Speed



1980 m Finish

100 % Stride efficiency



1980 m Finish

Note: Horizontal distance axis grid lines are 200m furlongs.

Disclaimer.

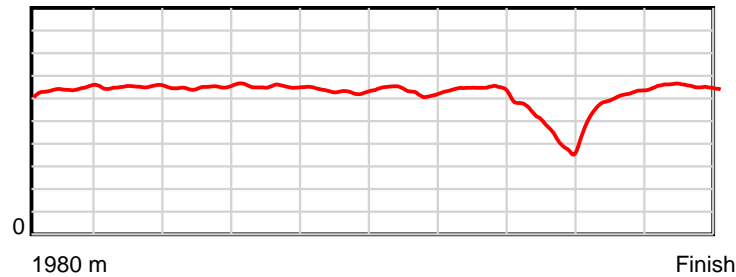
HRNZ and NZMTC and Thoroughbred Ratings Pty Ltd accepts no responsibility for the completeness or accuracy of any of the information contained herein, and makes no representations about its suitability for any particular purpose. Users should make their own judgements about those matters and/or seek independent advice. You assume all risks associated with use of the data provided on this page.

Race Results

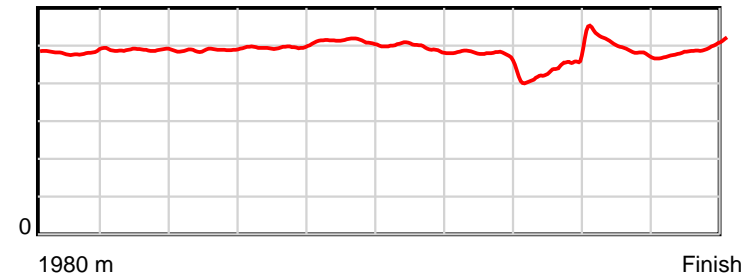
March 22, 2019, Race 8, STORER MOTORS NEW ZEALAND TROTTING OAKS (MOBILE TROT), Distance 1980m, Addington - Survey 1980m

Result	TAB no.	Horse (Barrier)	1980 to	1800m to	1600m to	1400m to	1200m to	1000m to	800m to	600m to	400m to	200m to	Total or	Margin
11th	1	She's So Cool (1)	1800m	1600m	1400m	1200m	1000m	800m	600m	400m	200m	WP	Average	
		Position in running (margin)	-	10(8.0)	9(13.2)	9(15.6)	9(10.8)	8(8.6)	9(8.5)	10(7.5)	12(49.8)	12(61.1)		55.80
		Sectional time (s)	13.76	15.16	14.96	15.24	16.24	15.90	14.74	21.20	16.87	15.16		
		Cumulative time (s)	159.23	145.47	130.31	115.35	100.11	83.87	67.97	53.23	32.03	15.16	2:39.23	
		Speed (m/s)	13.08	13.19	13.37	13.12	12.32	12.58	13.57	9.43	11.86	13.19	12.43	
		Stride length (m)	6.40	6.45	6.52	6.50	6.31	6.24	6.47	4.21	5.86	6.51	6.04	
		Stride duration (s)	0.482	0.489	0.488	0.495	0.512	0.496	0.477	0.447	0.494	0.493	0.486	
		Stride efficiency (%)	63.95	64.98	66.48	66.03	62.20	60.85	65.47	27.75	53.62	66.19	57.10	
		Stride count	28.14	31.01	30.66	30.77	31.70	32.05	30.90	47.46	34.14	30.73	327.56	

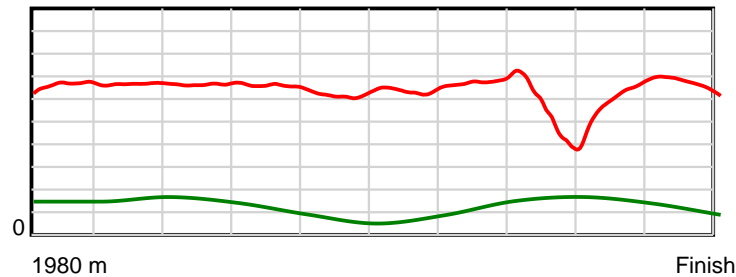
10 m Stride length



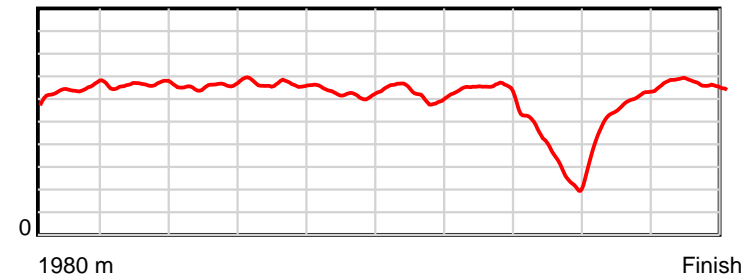
0.6 s Stride duration



20 m/sec Speed



100 % Stride efficiency



Note: Horizontal distance axis grid lines are 200m furlongs.

Disclaimer.

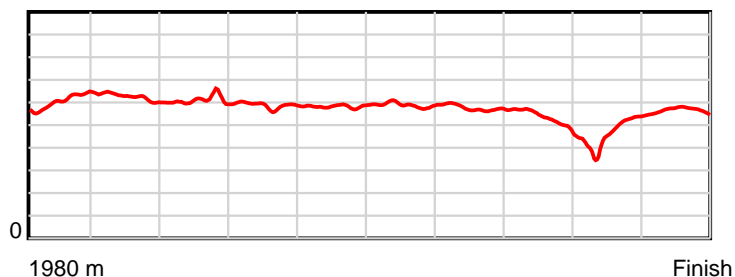
HRNZ and NZMTC and Thoroughbred Ratings Pty Ltd accepts no responsibility for the completeness or accuracy of any of the information contained herein, and makes no representations about its suitability for any particular purpose. Users should make their own judgements about those matters and/or seek independent advice. You assume all risks associated with use of the data provided on this page.

Race Results

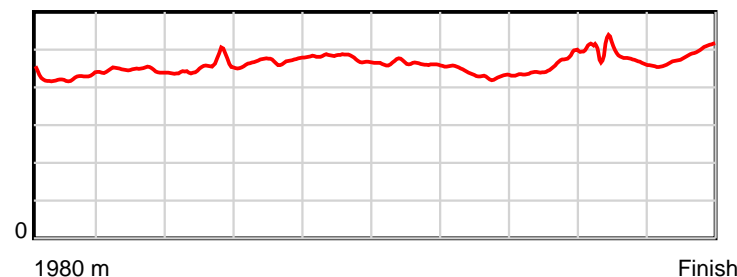
March 22, 2019, Race 8, STORER MOTORS NEW ZEALAND TROTTING OAKS (MOBILE TROT), Distance 1980m, Addington - Survey 1980m

Result	TAB no.	Horse (Barrier)	1980 to	1800m to	1600m to	1400m to	1200m to	1000m to	800m to	600m to	400m to	200m to	Total or	Margin
12th	7	B K Dover (7)	1800m	1600m	1400m	1200m	1000m	800m	600m	400m	200m	WP	Average	
		Position in running (margin)	-	1(0.0)	2(0.7)	2(2.2)	2(2.2)	2(1.7)	2(1.8)	5(4.3)	11(24.2)	11(60.0)		67.10
		Sectional time (s)	12.45	14.42	14.81	16.04	16.53	15.92	15.31	17.48	20.95	17.36		
		Cumulative time (s)	161.27	148.82	134.40	119.59	103.55	87.02	71.10	55.79	38.31	17.36	2:41.27	
		Speed (m/s)	14.46	13.87	13.50	12.47	12.10	12.56	13.06	11.44	9.55	11.52	12.28	
		Stride length (m)	6.15	6.18	6.11	5.85	5.79	5.82	5.69	5.25	4.59	5.59	5.66	
		Stride duration (s)	0.425	0.446	0.452	0.469	0.478	0.463	0.436	0.459	0.481	0.485	0.461	
		Stride efficiency (%)	59.05	59.74	58.36	53.53	52.35	52.89	50.65	43.10	32.98	48.90	50.02	
		Stride count	29.28	32.35	32.73	34.17	34.55	34.38	35.13	38.08	43.54	35.75	349.96	

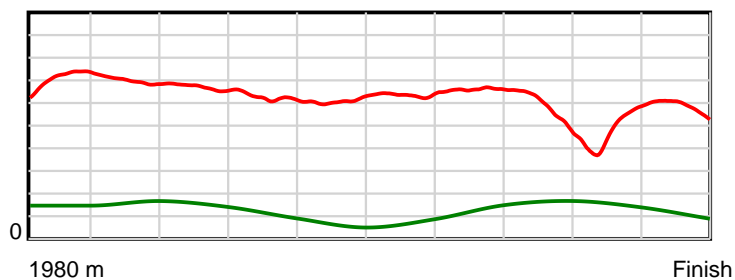
10 m Stride length



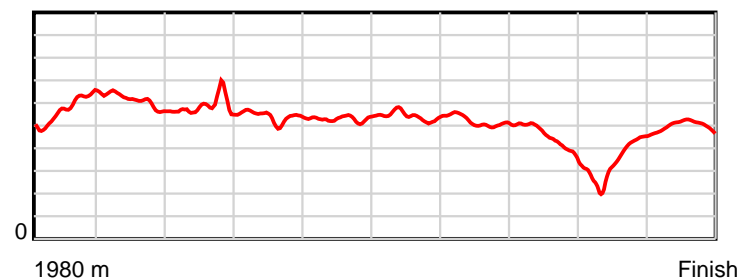
0.6 s Stride duration



20 m/sec Speed



100 % Stride efficiency



Note: Horizontal distance axis grid lines are 200m furlongs.

Disclaimer.

HRNZ and NZMTC and Thoroughbred Ratings Pty Ltd accepts no responsibility for the completeness or accuracy of any of the information contained herein, and makes no representations about its suitability for any particular purpose. Users should make their own judgements about those matters and/or seek independent advice. You assume all risks associated with use of the data provided on this page.