



Race Results

NZ Metropolitan Trotting Club Inc, HRNZ, March 22, 2019

Compilation date: March 22, 2019, 10:37:05 PM (NZDT)

Copyright © 2019 HRNZ and NZMTC. All rights reserved.

Trademarks.

StrideMASTER is a registered trademark of Thoroughbred Ratings Pty Ltd.

Disclaimer.

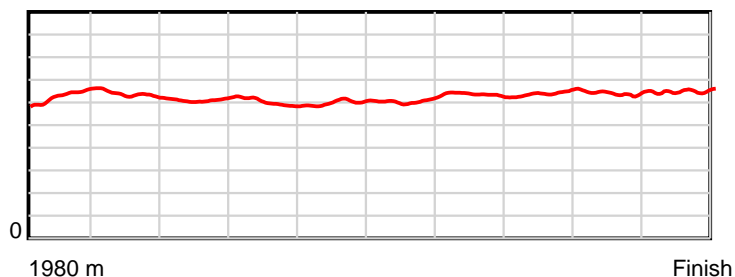
HRNZ and NZMTC and Thoroughbred Ratings Pty Ltd accepts no responsibility for the completeness or accuracy of any of the information contained herein, and makes no representations about its suitability for any particular purpose. Users should make their own judgements about those matters and/or seek independent advice. You assume all risks associated with use of the data provided on this page.

Race Results

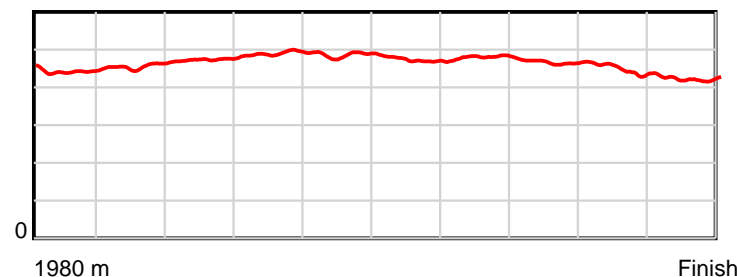
March 22, 2019, Race 1, GARRARDS SIRES STAKES SERIES NO.36 (HEAT 1) MOBILE PACE, Distance 1980m, Addington - Survey 1980m

| Result | TAB no. | Horse (Barrier) | 1980 to | 1800m to | 1600m to | 1400m to | 1200m to | 1000m to | 800m to | 600m to | 400m to | 200m to | Total or | Margin |
|--------|---------|------------------------------|--------------|--------------|--------------|--------------|--------------|-------------|-------------|-------------|-------------|-----------|----------------|--------|
| 1st | 2 | One Change (2) | 1800m | 1600m | 1400m | 1200m | 1000m | 800m | 600m | 400m | 200m | WP | Average | |
| | | Position in running (margin) | - | 4(2.5) | 4(5.3) | 4(6.3) | 4(6.8) | 4(6.7) | 4(4.2) | 4(2.9) | 4(2.2) | 3(1.5) | | 0.00 |
| | | Sectional time (s) | 12.58 | 14.49 | 15.66 | 16.28 | 16.32 | 15.58 | 15.10 | 14.95 | 14.34 | 13.16 | | |
| | | Cumulative time (s) | 148.46 | 135.88 | 121.39 | 105.73 | 89.45 | 73.13 | 57.55 | 42.45 | 27.50 | 13.16 | 2:28.46 | |
| | | Speed (m/s) | 14.31 | 13.80 | 12.77 | 12.29 | 12.25 | 12.84 | 13.25 | 13.38 | 13.95 | 15.20 | 13.34 | |
| | | Stride length (m) | 6.33 | 6.29 | 6.04 | 6.02 | 5.97 | 6.07 | 6.36 | 6.24 | 6.24 | 6.42 | 6.19 | |
| | | Stride duration (s) | 0.441 | 0.456 | 0.473 | 0.490 | 0.487 | 0.473 | 0.480 | 0.467 | 0.448 | 0.422 | 0.464 | |
| | | Stride efficiency (%) | 62.60 | 61.89 | 57.02 | 56.61 | 55.67 | 57.59 | 63.20 | 60.91 | 60.89 | 64.31 | 59.93 | |
| | | Stride count | 28.44 | 31.78 | 33.11 | 33.23 | 33.51 | 32.95 | 31.45 | 32.03 | 32.04 | 31.18 | 319.72 | |

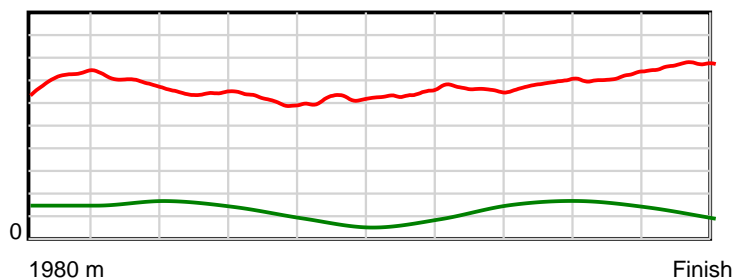
10 m Stride length



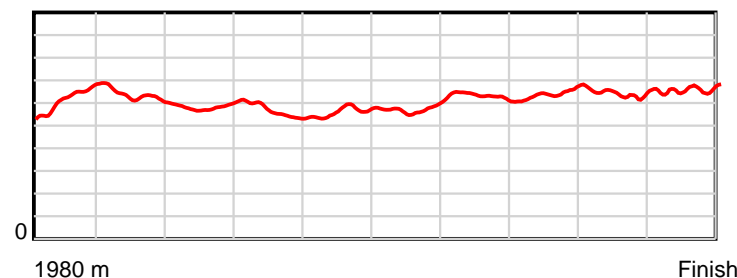
0.6 s Stride duration



20 m/sec Speed



100 % Stride efficiency



Note: Horizontal distance axis grid lines are 200m furlongs.

Disclaimer.

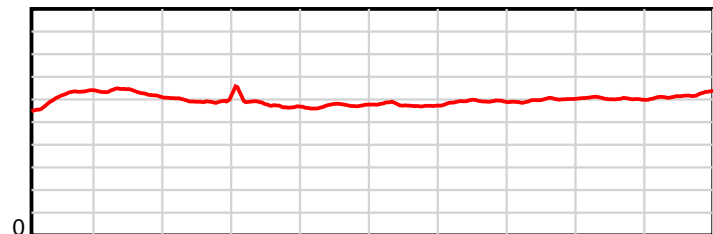
HRNZ and NZMTC and Thoroughbred Ratings Pty Ltd accepts no responsibility for the completeness or accuracy of any of the information contained herein, and makes no representations about its suitability for any particular purpose. Users should make their own judgements about those matters and/or seek independent advice. You assume all risks associated with use of the data provided on this page.

Race Results

March 22, 2019, Race 1, GARRARDS SIRES STAKES SERIES NO.36 (HEAT 1) MOBILE PACE, Distance 1980m, Addington - Survey 1980m

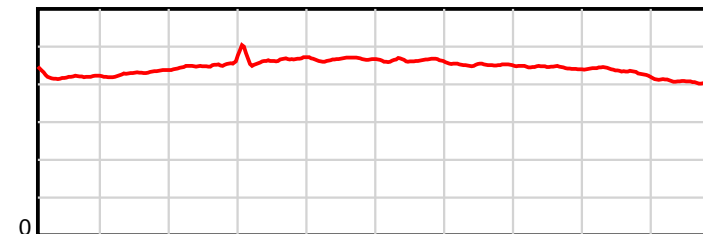
| Result | TAB no. | Horse (Barrier) | 1980 to | 1800m to | 1600m to | 1400m to | 1200m to | 1000m to | 800m to | 600m to | 400m to | 200m to | Total or | Margin |
|--------|---------|------------------------------|---------|----------|----------|----------|----------|----------|---------|---------|---------|---------|----------|--------|
| 2nd | 6 | Flying Even Be... (6) | 1800m | 1600m | 1400m | 1200m | 1000m | 800m | 600m | 400m | 200m | WP | Average | |
| | | Position in running (margin) | - | 3(0.4) | 2(0.3) | 1(0.0) | 1(0.0) | 1(0.0) | 1(0.0) | 1(0.0) | 1(0.0) | 1(0.0) | | 0.00 |
| | | Sectional time (s) | 12.27 | 14.00 | 15.44 | 16.20 | 16.34 | 15.99 | 15.31 | 15.07 | 14.46 | 13.38 | | |
| | | Cumulative time (s) | 148.46 | 136.19 | 122.19 | 106.75 | 90.55 | 74.21 | 58.22 | 42.91 | 27.84 | 13.38 | 2:28.46 | |
| | | Speed (m/s) | 14.67 | 14.29 | 12.95 | 12.35 | 12.24 | 12.51 | 13.06 | 13.27 | 13.83 | 14.95 | 13.34 | |
| | | Stride length (m) | 6.17 | 6.15 | 5.87 | 5.71 | 5.70 | 5.78 | 5.90 | 5.89 | 5.98 | 6.13 | 5.92 | |
| | | Stride duration (s) | 0.419 | 0.430 | 0.453 | 0.463 | 0.466 | 0.462 | 0.452 | 0.444 | 0.432 | 0.410 | 0.444 | |
| | | Stride efficiency (%) | 59.51 | 59.09 | 53.81 | 51.04 | 50.81 | 52.25 | 54.36 | 54.26 | 55.87 | 58.80 | 54.81 | |
| | | Stride count | 29.17 | 32.52 | 34.08 | 35.00 | 35.07 | 34.59 | 33.91 | 33.94 | 33.45 | 32.60 | 334.33 | |

10 m Stride length



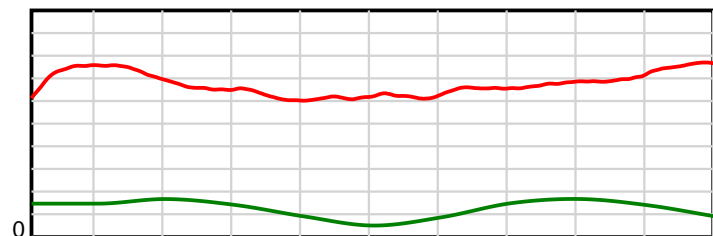
1980 m Finish

0.6 s Stride duration



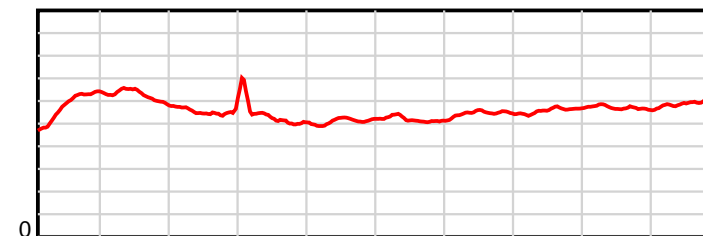
1980 m Finish

20 m/sec Speed



1980 m Finish

100 % Stride efficiency



1980 m Finish

Note: Horizontal distance axis grid lines are 200m furlongs.

Disclaimer.

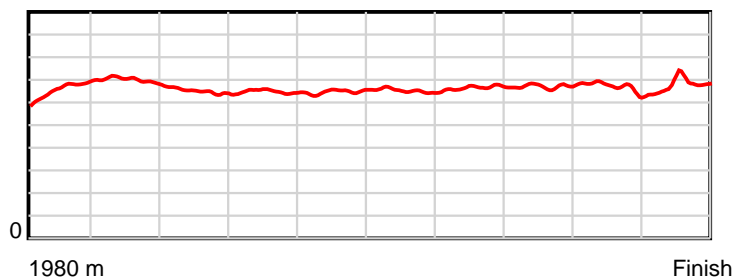
HRNZ and NZMTC and Thoroughbred Ratings Pty Ltd accepts no responsibility for the completeness or accuracy of any of the information contained herein, and makes no representations about its suitability for any particular purpose. Users should make their own judgements about those matters and/or seek independent advice. You assume all risks associated with use of the data provided on this page.

Race Results

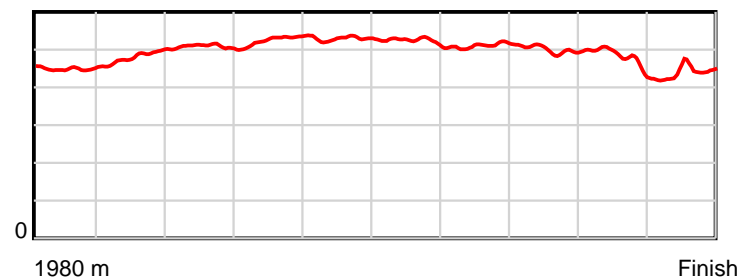
March 22, 2019, Race 1, GARRARDS SIRES STAKES SERIES NO.36 (HEAT 1) MOBILE PACE, Distance 1980m, Addington - Survey 1980m

| Result | TAB no. | Horse (Barrier) | 1980 to | 1800m to | 1600m to | 1400m to | 1200m to | 1000m to | 800m to | 600m to | 400m to | 200m to | Total or | Margin |
|--------|---------|------------------------------|--------------|--------------|--------------|--------------|--------------|-------------|-------------|-------------|-------------|-----------|----------------|--------|
| 3rd | 1 | Copperfield (1) | 1800m | 1600m | 1400m | 1200m | 1000m | 800m | 600m | 400m | 200m | WP | Average | |
| | | Position in running (margin) | - | 2(0.2) | 1(0.0) | 2(2.0) | 2(2.2) | 2(2.1) | 2(1.8) | 3(2.3) | 3(1.6) | 4(1.5) | | 0.04 |
| | | Sectional time (s) | 12.22 | 13.99 | 15.83 | 16.24 | 16.32 | 15.94 | 15.40 | 14.96 | 14.45 | 13.15 | | |
| | | Cumulative time (s) | 148.50 | 136.28 | 122.29 | 106.46 | 90.22 | 73.90 | 57.96 | 42.56 | 27.60 | 13.15 | 2:28.50 | |
| | | Speed (m/s) | 14.73 | 14.30 | 12.63 | 12.32 | 12.25 | 12.55 | 12.99 | 13.37 | 13.84 | 15.21 | 13.33 | |
| | | Stride length (m) | 6.63 | 6.88 | 6.41 | 6.48 | 6.49 | 6.57 | 6.63 | 6.69 | 6.61 | 6.68 | 6.60 | |
| | | Stride duration (s) | 0.449 | 0.481 | 0.508 | 0.526 | 0.529 | 0.523 | 0.511 | 0.500 | 0.478 | 0.439 | 0.495 | |
| | | Stride efficiency (%) | 68.61 | 74.00 | 64.30 | 65.57 | 65.75 | 67.39 | 68.78 | 69.85 | 68.26 | 69.68 | 68.14 | |
| | | Stride count | 27.16 | 29.06 | 31.18 | 30.88 | 30.83 | 30.46 | 30.15 | 29.92 | 30.26 | 29.95 | 299.85 | |

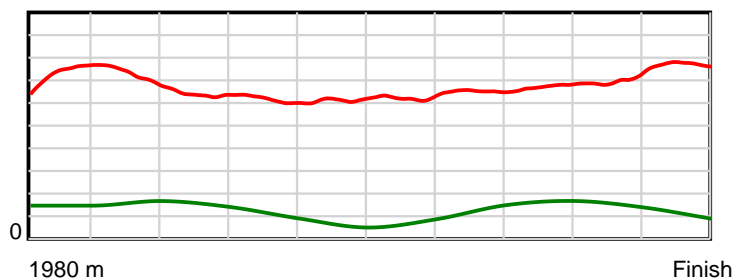
10 m Stride length



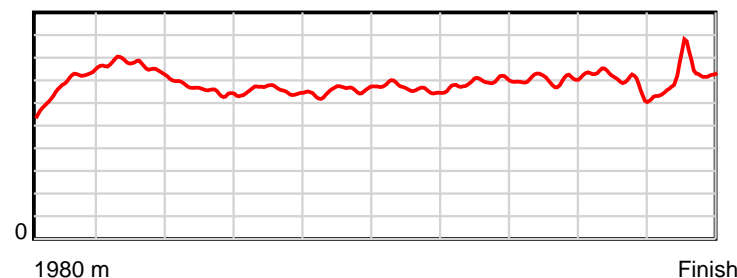
0.6 s Stride duration



20 m/sec Speed



100 % Stride efficiency



Note: Horizontal distance axis grid lines are 200m furlongs.

Disclaimer.

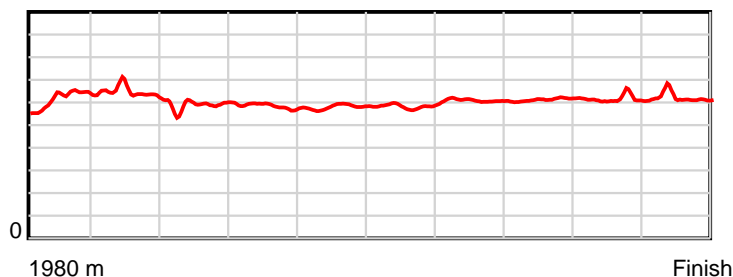
HRNZ and NZMTC and Thoroughbred Ratings Pty Ltd accepts no responsibility for the completeness or accuracy of any of the information contained herein, and makes no representations about its suitability for any particular purpose. Users should make their own judgements about those matters and/or seek independent advice. You assume all risks associated with use of the data provided on this page.

Race Results

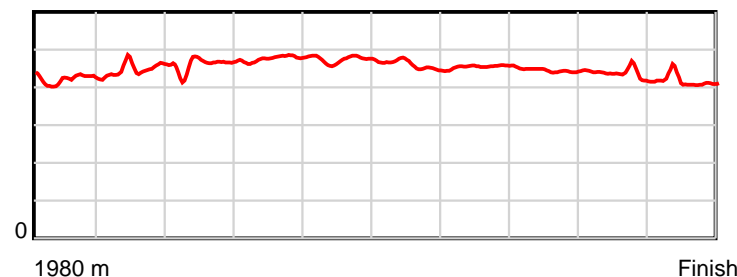
March 22, 2019, Race 1, GARRARDS SIRES STAKES SERIES NO.36 (HEAT 1) MOBILE PACE, Distance 1980m, Addington - Survey 1980m

| Result | TAB no. | Horse (Barrier) | 1980 to | 1800m to | 1600m to | 1400m to | 1200m to | 1000m to | 800m to | 600m to | 400m to | 200m to | Total or | Margin |
|--------|---------|------------------------------|---------|----------|----------|----------|----------|----------|---------|---------|---------|---------|----------|--------|
| 4th | 5 | The Power Of P... (5) | 1800m | 1600m | 1400m | 1200m | 1000m | 800m | 600m | 400m | 200m | WP | Average | |
| | | Position in running (margin) | - | 1(0.0) | 3(1.7) | 3(3.8) | 3(4.4) | 3(4.3) | 3(2.2) | 2(1.0) | 2(0.3) | 2(0.4) | | 1.20 |
| | | Sectional time (s) | 12.37 | 14.31 | 15.84 | 16.31 | 16.32 | 15.66 | 15.11 | 14.95 | 14.47 | 13.32 | | |
| | | Cumulative time (s) | 148.66 | 136.29 | 121.98 | 106.14 | 89.83 | 73.51 | 57.85 | 42.74 | 27.79 | 13.32 | 2:28.66 | |
| | | Speed (m/s) | 14.55 | 13.98 | 12.63 | 12.26 | 12.25 | 12.77 | 13.24 | 13.38 | 13.82 | 15.02 | 13.32 | |
| | | Stride length (m) | 6.19 | 6.23 | 5.81 | 5.84 | 5.80 | 5.86 | 6.01 | 5.94 | 5.99 | 6.21 | 5.98 | |
| | | Stride duration (s) | 0.419 | 0.446 | 0.461 | 0.476 | 0.474 | 0.459 | 0.454 | 0.444 | 0.434 | 0.414 | 0.449 | |
| | | Stride efficiency (%) | 59.81 | 60.65 | 52.83 | 53.23 | 52.63 | 53.64 | 56.48 | 55.11 | 56.10 | 60.35 | 55.92 | |
| | | Stride count | 29.10 | 32.10 | 34.40 | 34.27 | 34.46 | 34.14 | 33.27 | 33.68 | 33.38 | 32.18 | 330.98 | |

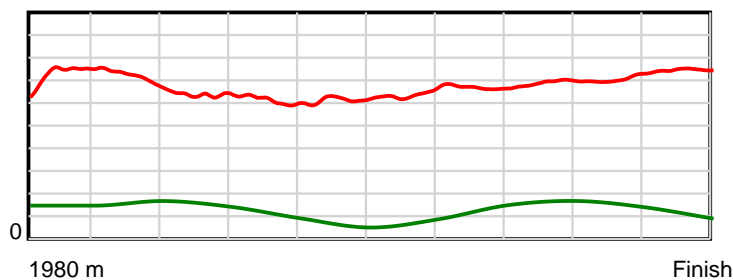
10 m Stride length



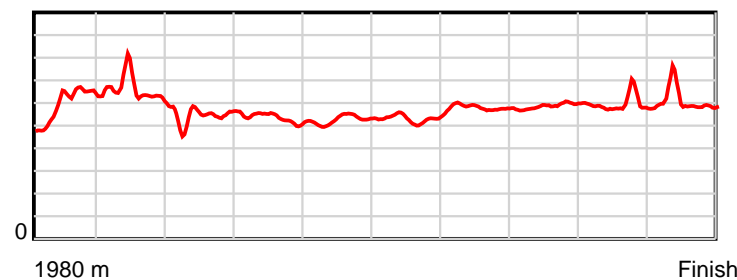
0.6 s Stride duration



20 m/sec Speed



100 % Stride efficiency



Note: Horizontal distance axis grid lines are 200m furlongs.

Disclaimer.

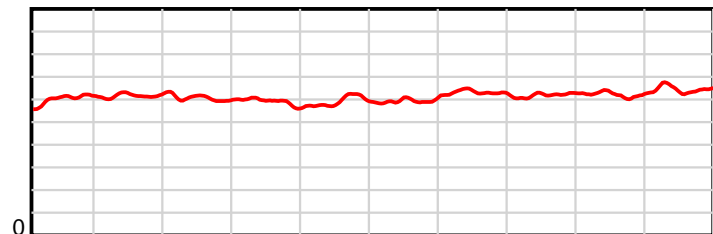
HRNZ and NZMTC and Thoroughbred Ratings Pty Ltd accepts no responsibility for the completeness or accuracy of any of the information contained herein, and makes no representations about its suitability for any particular purpose. Users should make their own judgements about those matters and/or seek independent advice. You assume all risks associated with use of the data provided on this page.

Race Results

March 22, 2019, Race 1, GARRARDS SIRES STAKES SERIES NO.36 (HEAT 1) MOBILE PACE, Distance 1980m, Addington - Survey 1980m

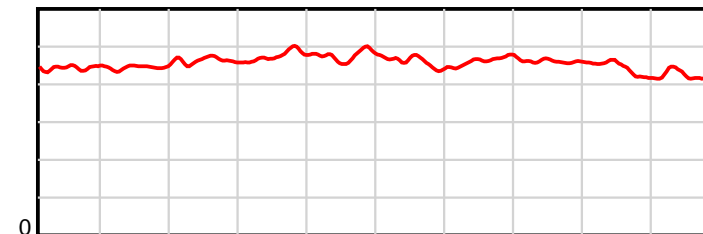
| Result | TAB no. | Horse (Barrier) | 1980 to | 1800m to | 1600m to | 1400m to | 1200m to | 1000m to | 800m to | 600m to | 400m to | 200m to | Total or | Margin |
|--------|---------|------------------------------|---------|----------|----------|----------|----------|----------|---------|---------|---------|---------|----------|--------|
| 5th | 4 | Above N Beyond (4) | 1800m | 1600m | 1400m | 1200m | 1000m | 800m | 600m | 400m | 200m | WP | Average | |
| | | Position in running (margin) | - | 6(6.2) | 6(10.6) | 6(11.1) | 6(11.1) | 6(10.5) | 6(6.9) | 5(4.0) | 5(3.4) | 6(2.7) | | 1.80 |
| | | Sectional time (s) | 13.45 | 14.76 | 15.58 | 16.20 | 16.23 | 15.40 | 14.82 | 14.97 | 14.35 | 13.03 | | |
| | | Cumulative time (s) | 148.79 | 135.34 | 120.58 | 105.00 | 88.80 | 72.57 | 57.17 | 42.35 | 27.38 | 13.03 | 2:28.79 | |
| | | Speed (m/s) | 13.38 | 13.55 | 12.84 | 12.35 | 12.32 | 12.99 | 13.50 | 13.36 | 13.94 | 15.35 | 13.31 | |
| | | Stride length (m) | 6.07 | 6.04 | 5.95 | 5.88 | 5.87 | 5.95 | 6.26 | 6.15 | 6.11 | 6.54 | 6.08 | |
| | | Stride duration (s) | 0.443 | 0.446 | 0.463 | 0.477 | 0.477 | 0.458 | 0.464 | 0.461 | 0.438 | 0.426 | 0.457 | |
| | | Stride efficiency (%) | 57.64 | 57.01 | 55.29 | 54.08 | 53.90 | 55.27 | 61.25 | 59.14 | 58.31 | 66.89 | 57.71 | |
| | | Stride count | 29.64 | 33.11 | 33.62 | 34.00 | 34.05 | 33.63 | 31.94 | 32.51 | 32.74 | 30.57 | 325.81 | |

10 m Stride length



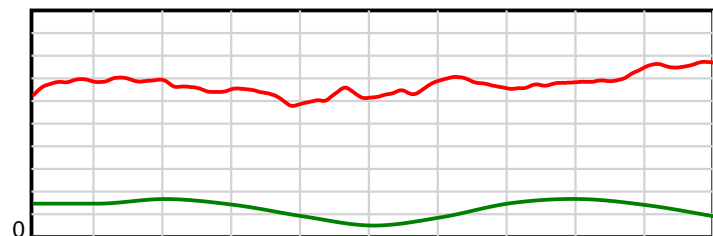
1980 m Finish

0.6 s Stride duration



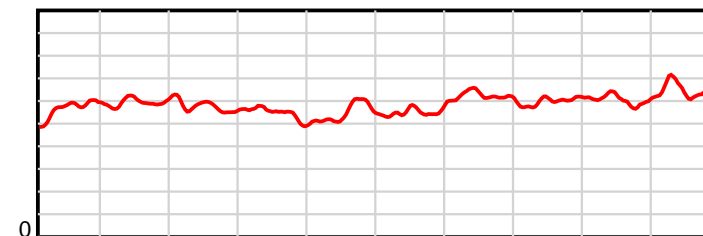
1980 m Finish

20 m/sec Speed



1980 m Finish

100 % Stride efficiency



1980 m Finish

Note: Horizontal distance axis grid lines are 200m furlongs.

Disclaimer.

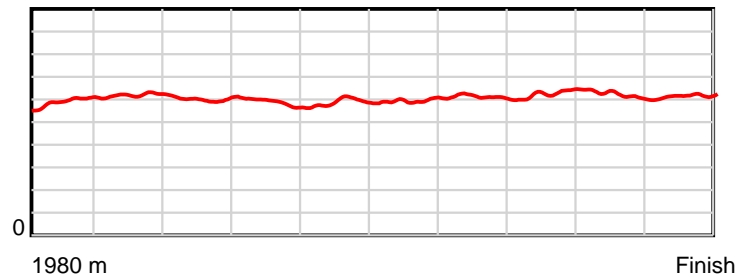
HRNZ and NZMTC and Thoroughbred Ratings Pty Ltd accepts no responsibility for the completeness or accuracy of any of the information contained herein, and makes no representations about its suitability for any particular purpose. Users should make their own judgements about those matters and/or seek independent advice. You assume all risks associated with use of the data provided on this page.

Race Results

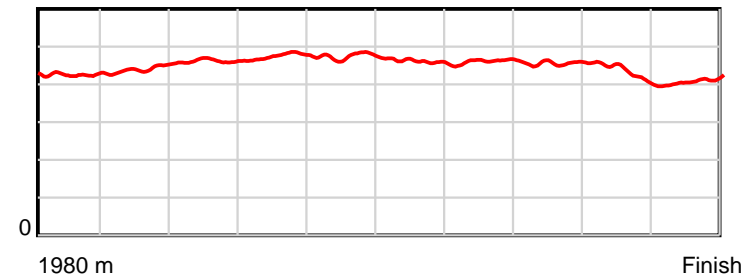
March 22, 2019, Race 1, GARRARDS SIRES STAKES SERIES NO.36 (HEAT 1) MOBILE PACE, Distance 1980m, Addington - Survey 1980m

| Result | TAB no. | Horse (Barrier) | 1980 to | 1800m to | 1600m to | 1400m to | 1200m to | 1000m to | 800m to | 600m to | 400m to | 200m to | Total or | Margin |
|--------|---------|------------------------------|--------------|--------------|--------------|--------------|--------------|-------------|-------------|-------------|-------------|-----------|----------------|--------|
| 6th | 3 | Virgil (3) | 1800m | 1600m | 1400m | 1200m | 1000m | 800m | 600m | 400m | 200m | WP | Average | |
| | | Position in running (margin) | - | 5(5.7) | 5(8.2) | 5(8.7) | 5(8.9) | 5(8.4) | 5(6.0) | 6(4.7) | 6(3.6) | 5(2.5) | | 2.90 |
| | | Sectional time (s) | 13.36 | 14.44 | 15.57 | 16.24 | 16.26 | 15.59 | 15.10 | 14.89 | 14.28 | 13.26 | | |
| | | Cumulative time (s) | 148.99 | 135.63 | 121.19 | 105.62 | 89.38 | 73.12 | 57.53 | 42.43 | 27.54 | 13.26 | 2:28.99 | |
| | | Speed (m/s) | 13.47 | 13.85 | 12.85 | 12.32 | 12.30 | 12.83 | 13.25 | 13.43 | 14.01 | 15.08 | 13.29 | |
| | | Stride length (m) | 5.94 | 6.09 | 5.93 | 5.85 | 5.84 | 5.92 | 6.11 | 6.12 | 6.03 | 6.18 | 6.00 | |
| | | Stride duration (s) | 0.425 | 0.440 | 0.462 | 0.475 | 0.475 | 0.461 | 0.461 | 0.456 | 0.431 | 0.410 | 0.451 | |
| | | Stride efficiency (%) | 55.14 | 58.01 | 54.99 | 53.43 | 53.22 | 54.68 | 58.28 | 58.55 | 56.90 | 59.68 | 56.24 | |
| | | Stride count | 30.30 | 32.83 | 33.71 | 34.20 | 34.27 | 33.81 | 32.75 | 32.67 | 33.14 | 32.36 | 330.04 | |

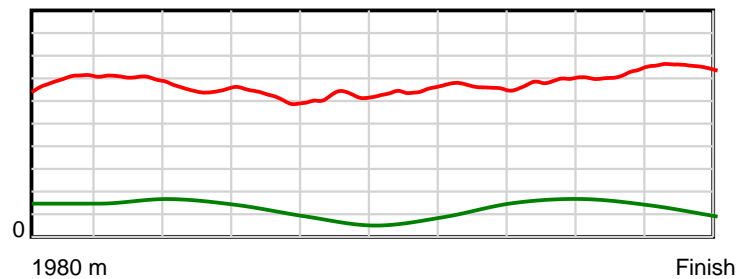
10 m Stride length



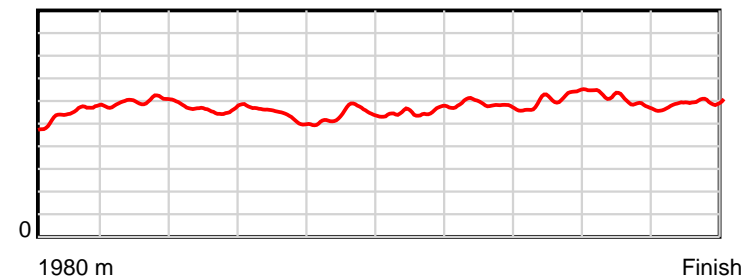
0.6 s Stride duration



20 m/sec Speed



100 % Stride efficiency



Note: Horizontal distance axis grid lines are 200m furlongs.

Disclaimer.

HRNZ and NZMTC and Thoroughbred Ratings Pty Ltd accepts no responsibility for the completeness or accuracy of any of the information contained herein, and makes no representations about its suitability for any particular purpose. Users should make their own judgements about those matters and/or seek independent advice. You assume all risks associated with use of the data provided on this page.



Race Results



March 22, 2019, Race 2, COCA-COLA AMATIL MOBILE TROT, Distance 2600m, Addington - Survey 3200m

| Result | TAB no. | Horse (Barrier) | 2600 to | 2400m to |
|--------|---------|-------------------------------|--------------|--------------|
| 1st | 14 | One Over Da Sk... (11) | 2400m | 2200m |
| | | Position in running (margin) | - | 11(9.6) |
| | | Sectional time (s) | 15.23 | 16.13 |
| | | Cumulative time (s) | 200.09 | 184.86 |
| | | Speed (m/s) | 13.13 | 12.40 |
| | | Stride length (m) | 6.24 | 5.87 |
| | | Stride duration (s) | 0.457 | 0.473 |
| | | Stride efficiency (%) | 60.83 | 53.80 |
| | | Stride count | 32.06 | 34.09 |

Disclaimer.

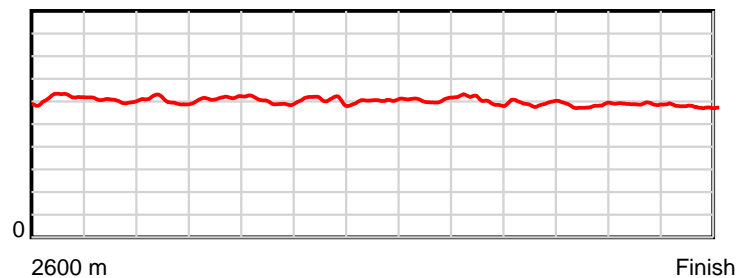
HRNZ and NZMTC and Thoroughbred Ratings Pty Ltd accepts no responsibility for the completeness or accuracy of any of the information contained herein, and makes no representations about its suitability for any particular purpose. Users should make their own judgements about those matters and/or seek independent advice. You assume all risks associated with use of the data provided on this page.

Race Results

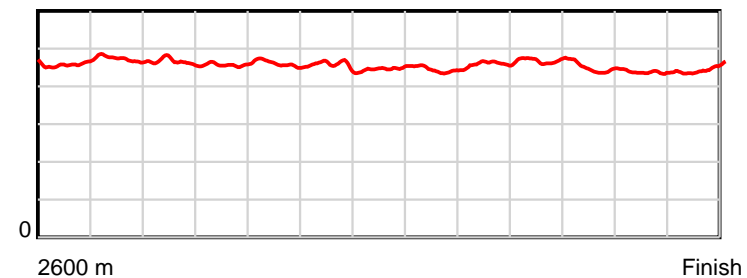
March 22, 2019, Race 2, COCA-COLA AMATIL MOBILE TROT, Distance 2600m, Addington - Survey 3200m

| Result | TAB no. | Horse (Barrier) | 2200m to | 2000m to | 1800m to | 1600m to | 1400m to | 1200m to | 1000m to | 800m to | 600m to | 400m to | 200m to | Total or | Margin |
|--------|---------|-------------------------------|--------------|--------------|--------------|--------------|--------------|--------------|-------------|-------------|-------------|-------------|-----------|----------------|--------|
| 1st | 14 | One Over Da Sk... (11) | 2000m | 1800m | 1600m | 1400m | 1200m | 1000m | 800m | 600m | 400m | 200m | WP | Average | |
| | | Position in running (margin) | 11(13.6) | 11(12.5) | 11(12.2) | 11(12.7) | 11(10.9) | 2(0.9) | 3(1.4) | 4(2.3) | 4(2.9) | 3(2.3) | 1(0.0) | | 0.00 |
| | | Sectional time (s) | 15.48 | 14.86 | 15.61 | 15.44 | 14.73 | 14.97 | 15.23 | 15.76 | 15.82 | 15.36 | 15.47 | | |
| | | Cumulative time (s) | 168.73 | 153.25 | 138.39 | 122.78 | 107.34 | 92.61 | 77.64 | 62.41 | 46.65 | 30.83 | 15.47 | 3:20.09 | |
| | | Speed (m/s) | 12.92 | 13.46 | 12.81 | 12.95 | 13.58 | 13.36 | 13.13 | 12.69 | 12.64 | 13.02 | 12.93 | 12.99 | |
| | | Stride length (m) | 6.01 | 6.15 | 5.90 | 5.91 | 6.07 | 5.93 | 6.06 | 5.95 | 5.65 | 5.70 | 5.77 | 5.93 | |
| | | Stride duration (s) | 0.465 | 0.457 | 0.460 | 0.456 | 0.447 | 0.444 | 0.461 | 0.469 | 0.447 | 0.437 | 0.446 | 0.457 | |
| | | Stride efficiency (%) | 56.41 | 59.11 | 54.36 | 54.56 | 57.58 | 54.96 | 57.32 | 55.29 | 49.92 | 50.70 | 51.98 | 55.01 | |
| | | Stride count | 33.29 | 32.52 | 33.91 | 33.85 | 32.95 | 33.72 | 33.02 | 33.62 | 35.38 | 35.11 | 34.68 | 438.20 | |

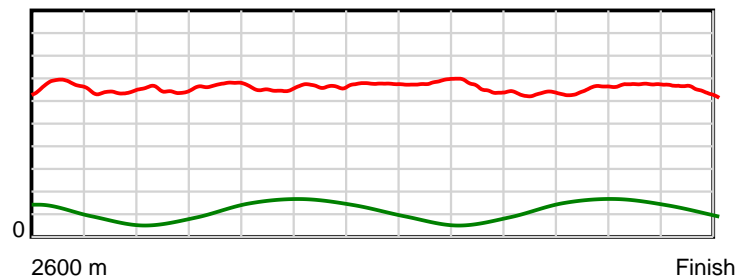
10 m Stride length



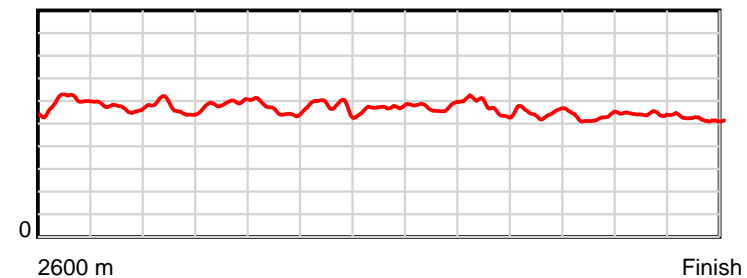
0.6 s Stride duration



20 m/sec Speed



100 % Stride efficiency



Note: Horizontal distance axis grid lines are 200m furlongs.

Disclaimer.

HRNZ and NZMTC and Thoroughbred Ratings Pty Ltd accepts no responsibility for the completeness or accuracy of any of the information contained herein, and makes no representations about its suitability for any particular purpose. Users should make their own judgements about those matters and/or seek independent advice. You assume all risks associated with use of the data provided on this page.



Race Results



March 22, 2019, Race 2, COCA-COLA AMATIL MOBILE TROT, Distance 2600m, Addington - Survey 3200m

| Result | TAB no. | Horse (Barrier) | 2600 to | 2400m to |
|--------|---------|------------------------------|--------------|--------------|
| 2nd | 11 | Whatasista (8) | 2400m | 2200m |
| | | Position in running (margin) | - | 9(7.4) |
| | | Sectional time (s) | 14.92 | 16.08 |
| | | Cumulative time (s) | 200.33 | 185.41 |
| | | Speed (m/s) | 13.40 | 12.44 |
| | | Stride length (m) | 6.28 | 5.90 |
| | | Stride duration (s) | 0.452 | 0.474 |
| | | Stride efficiency (%) | 61.58 | 54.41 |
| | | Stride count | 31.86 | 33.89 |

Disclaimer.

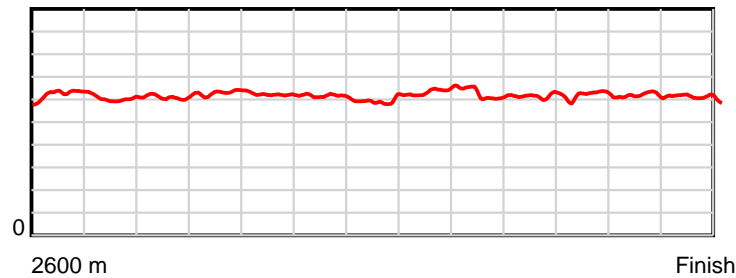
HRNZ and NZMTC and Thoroughbred Ratings Pty Ltd accepts no responsibility for the completeness or accuracy of any of the information contained herein, and makes no representations about its suitability for any particular purpose. Users should make their own judgements about those matters and/or seek independent advice. You assume all risks associated with use of the data provided on this page.

Race Results

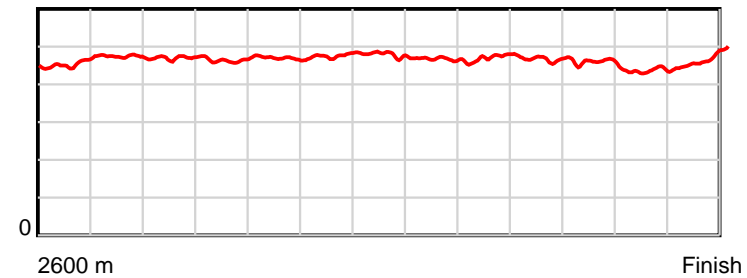
March 22, 2019, Race 2, COCA-COLA AMATIL MOBILE TROT, Distance 2600m, Addington - Survey 3200m

| Result | TAB no. | Horse (Barrier) | 2200m to | 2000m to | 1800m to | 1600m to | 1400m to | 1200m to | 1000m to | 800m to | 600m to | 400m to | 200m to | Total or | Margin |
|--------|---------|------------------------------|--------------|--------------|--------------|--------------|--------------|--------------|-------------|-------------|-------------|-------------|-----------|----------------|--------|
| 2nd | 11 | Whatasista (8) | 2000m | 1800m | 1600m | 1400m | 1200m | 1000m | 800m | 600m | 400m | 200m | WP | Average | |
| | | Position in running (margin) | 10(11.0) | 10(9.9) | 10(9.6) | 10(9.2) | 9(10.0) | 11(8.8) | 11(9.1) | 11(10.3) | 11(7.7) | 8(4.8) | 2(0.0) | | 1.30 |
| | | Sectional time (s) | 15.47 | 14.87 | 15.46 | 15.87 | 16.20 | 14.94 | 15.26 | 15.22 | 15.45 | 14.94 | 15.65 | | |
| | | Cumulative time (s) | 169.33 | 153.86 | 138.99 | 123.53 | 107.66 | 91.46 | 76.52 | 61.26 | 46.04 | 30.59 | 15.65 | 3:20.33 | |
| | | Speed (m/s) | 12.93 | 13.45 | 12.94 | 12.60 | 12.35 | 13.39 | 13.11 | 13.14 | 12.94 | 13.39 | 12.78 | 12.98 | |
| | | Stride length (m) | 6.07 | 6.24 | 6.08 | 6.00 | 5.91 | 6.26 | 6.17 | 6.13 | 5.92 | 5.85 | 6.02 | 6.06 | |
| | | Stride duration (s) | 0.470 | 0.464 | 0.470 | 0.476 | 0.478 | 0.467 | 0.471 | 0.467 | 0.457 | 0.437 | 0.471 | 0.467 | |
| | | Stride efficiency (%) | 57.63 | 60.90 | 57.71 | 56.30 | 54.52 | 61.14 | 59.56 | 58.75 | 54.75 | 53.44 | 56.60 | 57.39 | |
| | | Stride count | 32.93 | 32.04 | 32.91 | 33.32 | 33.86 | 31.97 | 32.40 | 32.62 | 33.79 | 34.20 | 33.23 | 429.02 | |

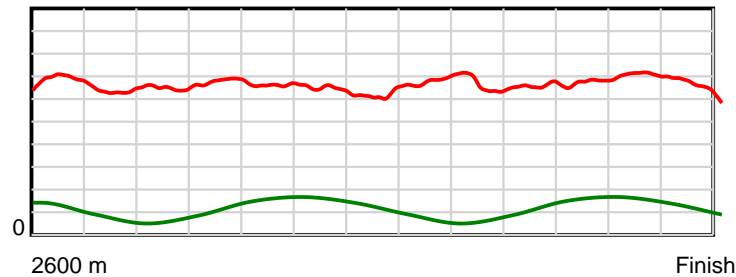
10 m Stride length



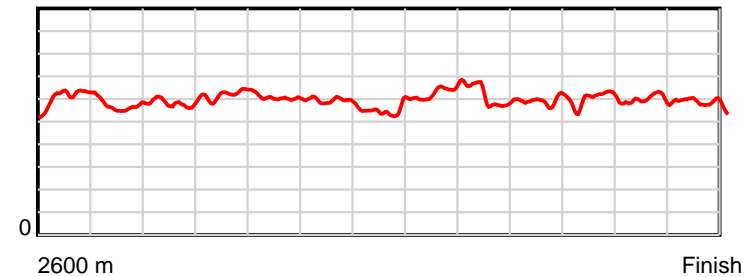
0.6 s Stride duration



20 m/sec Speed



100 % Stride efficiency



Note: Horizontal distance axis grid lines are 200m furlongs.

Disclaimer.

HRNZ and NZMTC and Thoroughbred Ratings Pty Ltd accepts no responsibility for the completeness or accuracy of any of the information contained herein, and makes no representations about its suitability for any particular purpose. Users should make their own judgements about those matters and/or seek independent advice. You assume all risks associated with use of the data provided on this page.



Race Results



March 22, 2019, Race 2, COCA-COLA AMATIL MOBILE TROT, Distance 2600m, Addington - Survey 3200m

| Result | TAB no. | Horse (Barrier) | 2600 to | 2400m to |
|--------|---------|------------------------------|--------------|--------------|
| 3rd | 2 | Speedy Command (2) | 2400m | 2200m |
| | | Position in running (margin) | - | 5(5.5) |
| | | Sectional time (s) | 14.61 | 16.07 |
| | | Cumulative time (s) | 200.41 | 185.80 |
| | | Speed (m/s) | 13.69 | 12.45 |
| | | Stride length (m) | 5.75 | 5.25 |
| | | Stride duration (s) | 0.417 | 0.422 |
| | | Stride efficiency (%) | 51.71 | 43.15 |
| | | Stride count | 34.77 | 38.06 |

Disclaimer.

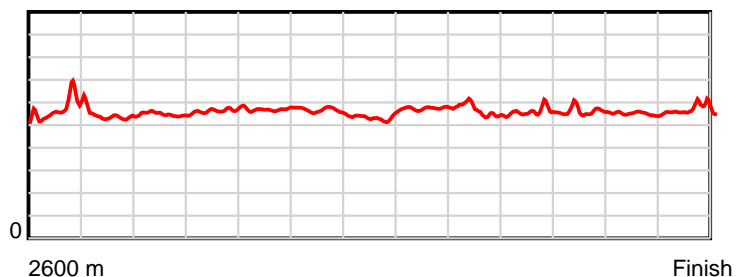
HRNZ and NZMTC and Thoroughbred Ratings Pty Ltd accepts no responsibility for the completeness or accuracy of any of the information contained herein, and makes no representations about its suitability for any particular purpose. Users should make their own judgements about those matters and/or seek independent advice. You assume all risks associated with use of the data provided on this page.

Race Results

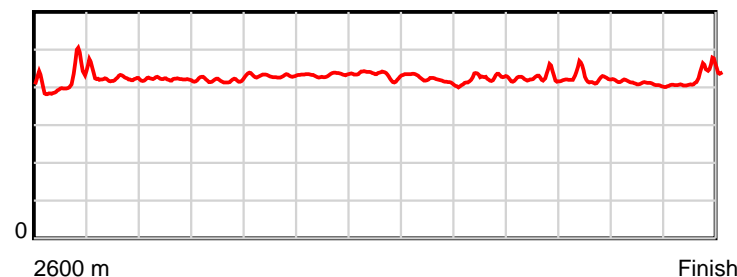
March 22, 2019, Race 2, COCA-COLA AMATIL MOBILE TROT, Distance 2600m, Addington - Survey 3200m

| Result | TAB no. | Horse (Barrier) | 2200m to | 2000m to | 1800m to | 1600m to | 1400m to | 1200m to | 1000m to | 800m to | 600m to | 400m to | 200m to | Total or | Margin |
|--------|---------|------------------------------|--------------|--------------|--------------|--------------|--------------|--------------|-------------|-------------|-------------|-------------|-----------|----------------|--------|
| 3rd | 2 | Speedy Command (2) | 2000m | 1800m | 1600m | 1400m | 1200m | 1000m | 800m | 600m | 400m | 200m | WP | Average | |
| | | Position in running (margin) | 8(9.1) | 9(8.0) | 9(7.6) | 8(7.2) | 7(8.1) | 9(7.0) | 9(7.2) | 10(8.6) | 8(5.8) | 6(4.5) | 6(3.0) | | 1.80 |
| | | Sectional time (s) | 15.47 | 14.85 | 15.46 | 15.89 | 16.21 | 14.92 | 15.29 | 15.19 | 15.73 | 15.49 | 15.23 | | |
| | | Cumulative time (s) | 169.73 | 154.26 | 139.41 | 123.95 | 108.06 | 91.85 | 76.93 | 61.64 | 46.45 | 30.72 | 15.23 | 3:20.41 | |
| | | Speed (m/s) | 12.93 | 13.47 | 12.94 | 12.59 | 12.34 | 13.40 | 13.08 | 13.17 | 12.71 | 12.91 | 13.13 | 12.97 | |
| | | Stride length (m) | 5.44 | 5.66 | 5.57 | 5.45 | 5.35 | 5.62 | 5.52 | 5.57 | 5.37 | 5.29 | 5.61 | 5.49 | |
| | | Stride duration (s) | 0.421 | 0.420 | 0.431 | 0.433 | 0.433 | 0.419 | 0.422 | 0.423 | 0.422 | 0.410 | 0.427 | 0.423 | |
| | | Stride efficiency (%) | 46.33 | 50.00 | 48.51 | 46.46 | 44.66 | 49.36 | 47.67 | 48.56 | 45.09 | 43.73 | 49.17 | 47.16 | |
| | | Stride count | 36.73 | 35.36 | 35.89 | 36.68 | 37.41 | 35.59 | 36.21 | 35.88 | 37.23 | 37.81 | 35.65 | 473.27 | |

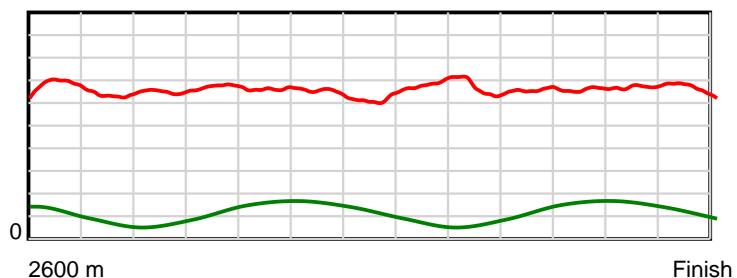
10 m Stride length



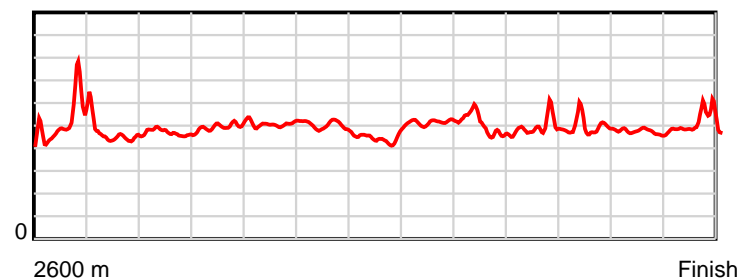
0.6 s Stride duration



20 m/sec Speed



100 % Stride efficiency



Note: Horizontal distance axis grid lines are 200m furlongs.

Disclaimer.

HRNZ and NZMTC and Thoroughbred Ratings Pty Ltd accepts no responsibility for the completeness or accuracy of any of the information contained herein, and makes no representations about its suitability for any particular purpose. Users should make their own judgements about those matters and/or seek independent advice. You assume all risks associated with use of the data provided on this page.



Race Results



March 22, 2019, Race 2, COCA-COLA AMATIL MOBILE TROT, Distance 2600m, Addington - Survey 3200m

| Result | TAB no. | Horse (Barrier) | 2600 to | 2400m to |
|--------|---------|------------------------------|--------------|--------------|
| 4th | 16 | Jerry Garcia (0) | 2400m | 2200m |
| | | Position in running (margin) | - | 13(11.2) |
| | | Sectional time (s) | 15.50 | 16.63 |
| | | Cumulative time (s) | 200.52 | 185.02 |
| | | Speed (m/s) | 12.90 | 12.03 |
| | | Stride length (m) | 6.42 | 5.95 |
| | | Stride duration (s) | 0.477 | 0.494 |
| | | Stride efficiency (%) | 64.37 | 55.23 |
| | | Stride count | 31.16 | 33.64 |

Disclaimer.

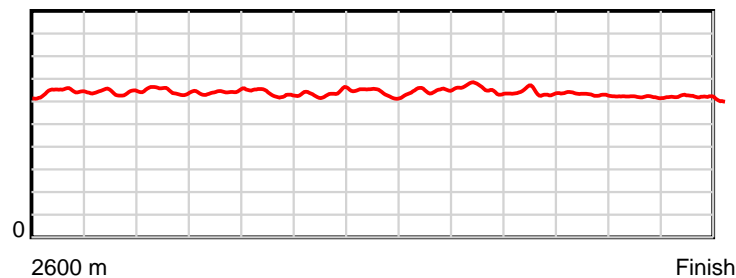
HRNZ and NZMTC and Thoroughbred Ratings Pty Ltd accepts no responsibility for the completeness or accuracy of any of the information contained herein, and makes no representations about its suitability for any particular purpose. Users should make their own judgements about those matters and/or seek independent advice. You assume all risks associated with use of the data provided on this page.

Race Results

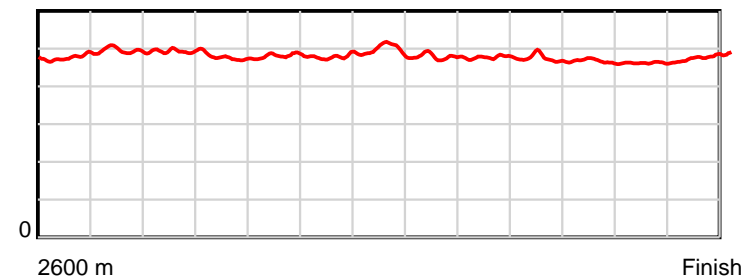
March 22, 2019, Race 2, COCA-COLA AMATIL MOBILE TROT, Distance 2600m, Addington - Survey 3200m

| Result | TAB no. | Horse (Barrier) | 2200m to | 2000m to | 1800m to | 1600m to | 1400m to | 1200m to | 1000m to | 800m to | 600m to | 400m to | 200m to | Total or | Margin |
|--------|---------|------------------------------|----------|----------|----------|----------|----------|----------|----------|----------|---------|---------|---------|----------|--------|
| 4th | 16 | Jerry Garcia (0) | 2000m | 1800m | 1600m | 1400m | 1200m | 1000m | 800m | 600m | 400m | 200m | WP | Average | |
| | | Position in running (margin) | 13(18.2) | 13(18.6) | 13(18.4) | 13(18.4) | 13(15.5) | 13(11.3) | 13(12.1) | 12(11.8) | 9(6.3) | 7(4.6) | 4(2.4) | | 2.40 |
| | | Sectional time (s) | 15.73 | 14.87 | 15.54 | 15.25 | 15.69 | 15.02 | 15.02 | 14.73 | 15.65 | 15.38 | 15.51 | | |
| | | Cumulative time (s) | 168.39 | 152.66 | 137.79 | 122.25 | 107.00 | 91.31 | 76.29 | 61.27 | 46.54 | 30.89 | 15.51 | 3:20.52 | |
| | | Speed (m/s) | 12.71 | 13.45 | 12.87 | 13.11 | 12.75 | 13.32 | 13.32 | 13.58 | 12.78 | 13.00 | 12.89 | 12.97 | |
| | | Stride length (m) | 6.29 | 6.39 | 6.19 | 6.29 | 6.33 | 6.37 | 6.35 | 6.43 | 5.96 | 6.02 | 6.21 | 6.24 | |
| | | Stride duration (s) | 0.494 | 0.475 | 0.481 | 0.479 | 0.496 | 0.479 | 0.477 | 0.473 | 0.466 | 0.463 | 0.481 | 0.481 | |
| | | Stride efficiency (%) | 61.77 | 63.84 | 59.90 | 61.74 | 62.55 | 63.43 | 62.95 | 64.56 | 55.46 | 56.63 | 60.17 | 60.85 | |
| | | Stride count | 31.81 | 31.29 | 32.30 | 31.82 | 31.61 | 31.39 | 31.51 | 31.12 | 33.57 | 33.22 | 32.23 | 416.67 | |

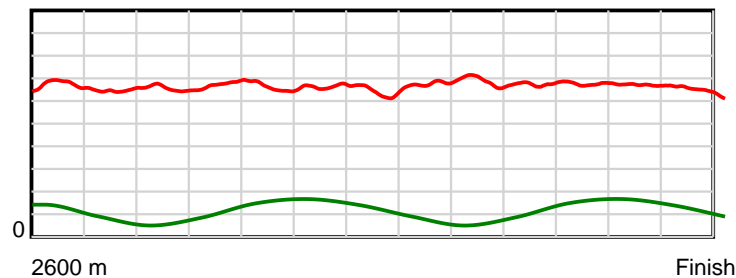
10 m Stride length



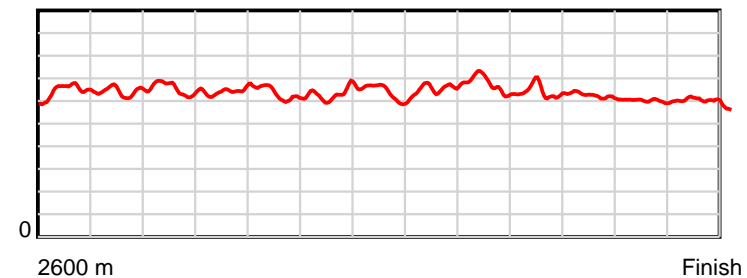
0.6 s Stride duration



20 m/sec Speed



100 % Stride efficiency



Note: Horizontal distance axis grid lines are 200m furlongs.

Disclaimer.

HRNZ and NZMTC and Thoroughbred Ratings Pty Ltd accepts no responsibility for the completeness or accuracy of any of the information contained herein, and makes no representations about its suitability for any particular purpose. Users should make their own judgements about those matters and/or seek independent advice. You assume all risks associated with use of the data provided on this page.



Race Results



March 22, 2019, Race 2, COCA-COLA AMATIL MOBILE TROT, Distance 2600m, Addington - Survey 3200m

| Result | TAB no. | Horse (Barrier) | 2600 to | 2400m to |
|--------|---------|------------------------------|---------|----------|
| 5th | 5 | Ali Lindenny (5) | 2400m | 2200m |
| | | Position in running (margin) | - | 6(5.7) |
| | | Sectional time (s) | 14.60 | 15.75 |
| | | Cumulative time (s) | 201.07 | 186.47 |
| | | Speed (m/s) | 13.70 | 12.70 |
| | | Stride length (m) | 5.86 | 5.50 |
| | | Stride duration (s) | 0.420 | 0.434 |
| | | Stride efficiency (%) | 53.70 | 47.34 |
| | | Stride count | 34.12 | 36.34 |

Disclaimer.

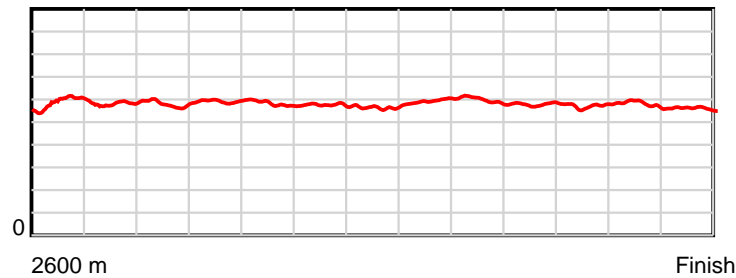
HRNZ and NZMTC and Thoroughbred Ratings Pty Ltd accepts no responsibility for the completeness or accuracy of any of the information contained herein, and makes no representations about its suitability for any particular purpose. Users should make their own judgements about those matters and/or seek independent advice. You assume all risks associated with use of the data provided on this page.

Race Results

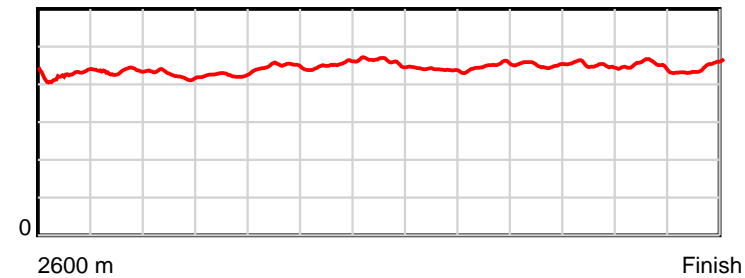
March 22, 2019, Race 2, COCA-COLA AMATIL MOBILE TROT, Distance 2600m, Addington - Survey 3200m

| Result | TAB no. | Horse (Barrier) | 2200m to | 2000m to | 1800m to | 1600m to | 1400m to | 1200m to | 1000m to | 800m to | 600m to | 400m to | 200m to | Total or | Margin |
|--------|---------|------------------------------|----------|----------|----------|----------|----------|----------|----------|---------|---------|---------|---------|----------|--------|
| 5th | 5 | Ali Lindenny (5) | 2000m | 1800m | 1600m | 1400m | 1200m | 1000m | 800m | 600m | 400m | 200m | WP | Average | |
| | | Position in running (margin) | 7(7.5) | 3(2.8) | 1(0.0) | 2(0.5) | 2(2.0) | 3(1.9) | 4(1.9) | 3(1.5) | 3(1.9) | 2(2.1) | 5(2.6) | | 5.50 |
| | | Sectional time (s) | 14.87 | 14.46 | 15.61 | 15.99 | 16.39 | 14.88 | 15.01 | 15.72 | 15.96 | 15.82 | 16.01 | | |
| | | Cumulative time (s) | 170.72 | 155.85 | 141.39 | 125.78 | 109.79 | 93.40 | 78.52 | 63.51 | 47.79 | 31.83 | 16.01 | 3:21.07 | |
| | | Speed (m/s) | 13.45 | 13.83 | 12.81 | 12.51 | 12.20 | 13.44 | 13.32 | 12.72 | 12.53 | 12.64 | 12.49 | 12.93 | |
| | | Stride length (m) | 5.71 | 5.88 | 5.75 | 5.65 | 5.62 | 5.90 | 6.00 | 5.75 | 5.65 | 5.69 | 5.56 | 5.73 | |
| | | Stride duration (s) | 0.424 | 0.425 | 0.449 | 0.452 | 0.460 | 0.439 | 0.450 | 0.452 | 0.451 | 0.450 | 0.445 | 0.443 | |
| | | Stride efficiency (%) | 50.88 | 54.05 | 51.65 | 49.91 | 49.31 | 54.33 | 56.17 | 51.66 | 49.87 | 50.64 | 48.34 | 51.28 | |
| | | Stride count | 35.05 | 34.01 | 34.79 | 35.39 | 35.60 | 33.92 | 33.36 | 34.78 | 35.40 | 35.13 | 35.96 | 453.85 | |

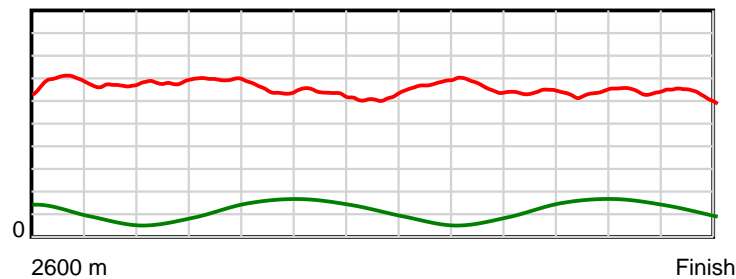
10 m Stride length



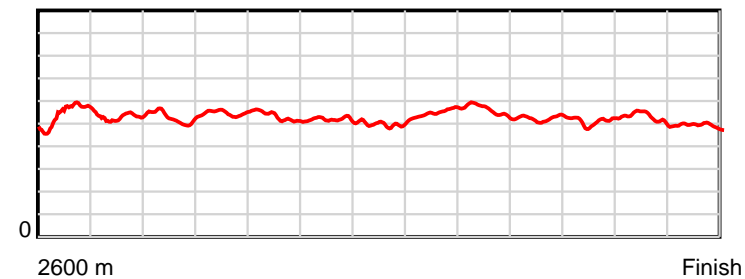
0.6 s Stride duration



20 m/sec Speed



100 % Stride efficiency



Note: Horizontal distance axis grid lines are 200m furlongs.

Disclaimer.

HRNZ and NZMTC and Thoroughbred Ratings Pty Ltd accepts no responsibility for the completeness or accuracy of any of the information contained herein, and makes no representations about its suitability for any particular purpose. Users should make their own judgements about those matters and/or seek independent advice. You assume all risks associated with use of the data provided on this page.



Race Results



March 22, 2019, Race 2, COCA-COLA AMATIL MOBILE TROT, Distance 2600m, Addington - Survey 3200m

| Result | TAB no. | Horse (Barrier) | 2600 to | 2400m to |
|--------|---------|------------------------------|--------------|--------------|
| 6th | 3 | BJ Lindenny (3) | 2400m | 2200m |
| | | Position in running (margin) | - | 2(2.2) |
| | | Sectional time (s) | 13.94 | 15.47 |
| | | Cumulative time (s) | 201.16 | 187.22 |
| | | Speed (m/s) | 14.35 | 12.93 |
| | | Stride length (m) | 6.03 | 6.00 |
| | | Stride duration (s) | 0.421 | 0.464 |
| | | Stride efficiency (%) | 56.75 | 56.31 |
| | | Stride count | 33.19 | 33.32 |

Disclaimer.

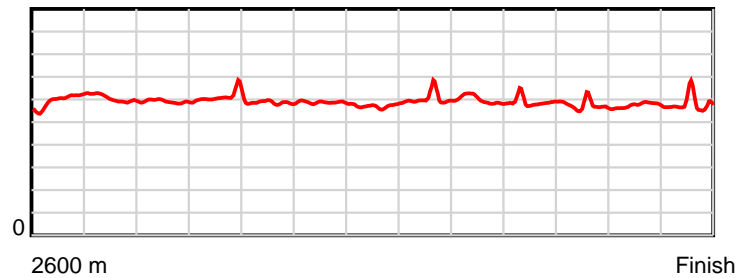
HRNZ and NZMTC and Thoroughbred Ratings Pty Ltd accepts no responsibility for the completeness or accuracy of any of the information contained herein, and makes no representations about its suitability for any particular purpose. Users should make their own judgements about those matters and/or seek independent advice. You assume all risks associated with use of the data provided on this page.

Race Results

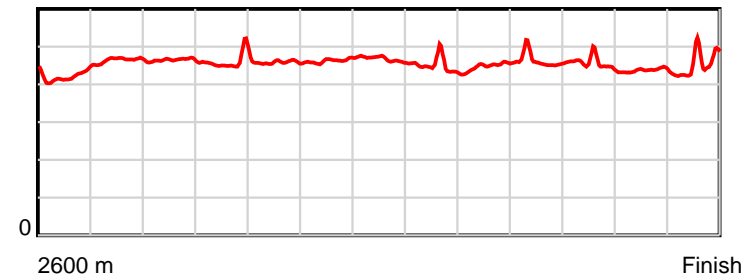
March 22, 2019, Race 2, COCA-COLA AMATIL MOBILE TROT, Distance 2600m, Addington - Survey 3200m

| Result | TAB no. | Horse (Barrier) | 2200m to | 2000m to | 1800m to | 1600m to | 1400m to | 1200m to | 1000m to | 800m to | 600m to | 400m to | 200m to | Total or | Margin |
|--------|---------|------------------------------|--------------|--------------|--------------|--------------|--------------|--------------|-------------|-------------|-------------|-------------|-----------|----------------|--------|
| 6th | 3 | BJ Lindenny (3) | 2000m | 1800m | 1600m | 1400m | 1200m | 1000m | 800m | 600m | 400m | 200m | WP | Average | |
| | | Position in running (margin) | 2(2.2) | 2(2.0) | 3(3.0) | 5(4.5) | 6(6.0) | 8(5.8) | 8(6.5) | 7(5.6) | 7(5.6) | 10(6.3) | 8(4.5) | | 5.90 |
| | | Sectional time (s) | 15.61 | 15.09 | 15.77 | 15.99 | 16.36 | 15.01 | 14.92 | 15.66 | 16.06 | 15.43 | 15.85 | | |
| | | Cumulative time (s) | 171.75 | 156.14 | 141.05 | 125.28 | 109.29 | 92.93 | 77.92 | 63.00 | 47.34 | 31.28 | 15.85 | 3:21.16 | |
| | | Speed (m/s) | 12.81 | 13.25 | 12.68 | 12.51 | 12.22 | 13.32 | 13.40 | 12.77 | 12.45 | 12.96 | 12.62 | 12.93 | |
| | | Stride length (m) | 5.95 | 6.09 | 5.80 | 5.79 | 5.71 | 5.93 | 6.02 | 5.88 | 5.65 | 5.66 | 5.73 | 5.86 | |
| | | Stride duration (s) | 0.464 | 0.460 | 0.458 | 0.463 | 0.467 | 0.445 | 0.449 | 0.460 | 0.454 | 0.437 | 0.454 | 0.453 | |
| | | Stride efficiency (%) | 55.23 | 58.01 | 52.60 | 52.38 | 50.95 | 54.98 | 56.55 | 54.05 | 49.90 | 50.09 | 51.33 | 53.68 | |
| | | Stride count | 33.64 | 32.83 | 34.47 | 34.55 | 35.03 | 33.72 | 33.25 | 34.01 | 35.39 | 35.32 | 34.90 | 443.62 | |

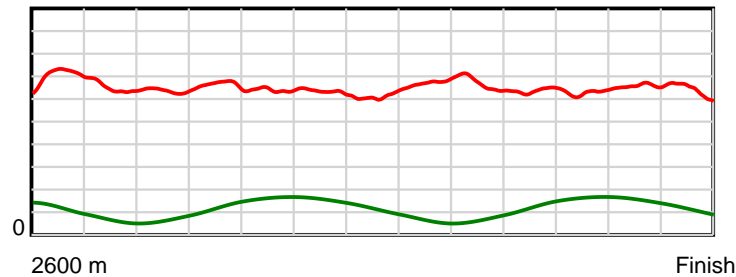
10 m Stride length



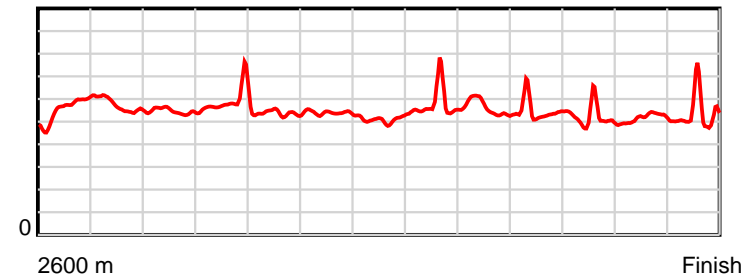
0.6 s Stride duration



20 m/sec Speed



100 % Stride efficiency



Note: Horizontal distance axis grid lines are 200m furlongs.

Disclaimer.

HRNZ and NZMTC and Thoroughbred Ratings Pty Ltd accepts no responsibility for the completeness or accuracy of any of the information contained herein, and makes no representations about its suitability for any particular purpose. Users should make their own judgements about those matters and/or seek independent advice. You assume all risks associated with use of the data provided on this page.



Race Results



March 22, 2019, Race 2, COCA-COLA AMATIL MOBILE TROT, Distance 2600m, Addington - Survey 3200m

| Result | TAB no. | Horse (Barrier) | 2600 to | 2400m to |
|--------|---------|------------------------------|--------------|--------------|
| 7th | 8 | The Bloss (6) | 2400m | 2200m |
| | | Position in running (margin) | - | 1(0.0) |
| | | Sectional time (s) | 13.78 | 15.47 |
| | | Cumulative time (s) | 201.22 | 187.44 |
| | | Speed (m/s) | 14.51 | 12.93 |
| | | Stride length (m) | 6.41 | 6.03 |
| | | Stride duration (s) | 0.436 | 0.466 |
| | | Stride efficiency (%) | 64.21 | 56.83 |
| | | Stride count | 31.20 | 33.17 |

Disclaimer.

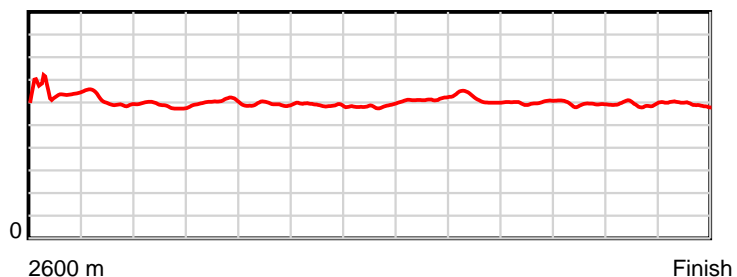
HRNZ and NZMTC and Thoroughbred Ratings Pty Ltd accepts no responsibility for the completeness or accuracy of any of the information contained herein, and makes no representations about its suitability for any particular purpose. Users should make their own judgements about those matters and/or seek independent advice. You assume all risks associated with use of the data provided on this page.

Race Results

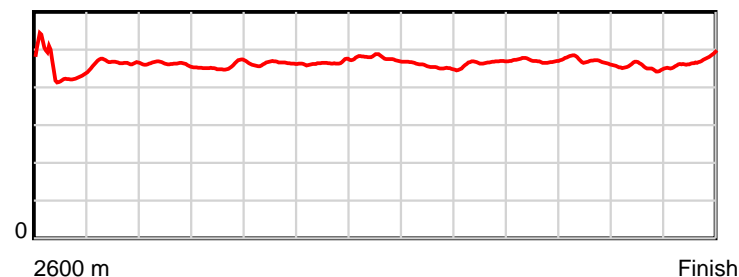
March 22, 2019, Race 2, COCA-COLA AMATIL MOBILE TROT, Distance 2600m, Addington - Survey 3200m

| Result | TAB no. | Horse (Barrier) | 2200m to | 2000m to | 1800m to | 1600m to | 1400m to | 1200m to | 1000m to | 800m to | 600m to | 400m to | 200m to | Total or | Margin |
|--------|---------|------------------------------|----------|----------|----------|----------|----------|----------|----------|---------|---------|---------|---------|----------|--------|
| 7th | 8 | The Bloss (6) | 2000m | 1800m | 1600m | 1400m | 1200m | 1000m | 800m | 600m | 400m | 200m | WP | Average | |
| | | Position in running (margin) | 1(0.0) | 1(0.0) | 2(1.0) | 3(2.2) | 4(4.1) | 6(3.7) | 6(4.0) | 5(3.3) | 5(3.6) | 5(4.2) | 7(3.8) | | 6.30 |
| | | Sectional time (s) | 15.65 | 15.08 | 15.74 | 16.04 | 16.34 | 14.93 | 14.96 | 15.70 | 16.03 | 15.66 | 15.84 | | |
| | | Cumulative time (s) | 171.97 | 156.32 | 141.24 | 125.50 | 109.46 | 93.12 | 78.19 | 63.23 | 47.53 | 31.50 | 15.84 | 3:21.22 | |
| | | Speed (m/s) | 12.78 | 13.26 | 12.71 | 12.47 | 12.24 | 13.40 | 13.37 | 12.74 | 12.48 | 12.77 | 12.63 | 12.92 | |
| | | Stride length (m) | 5.91 | 6.05 | 5.89 | 5.80 | 5.85 | 6.10 | 6.22 | 6.00 | 5.87 | 5.79 | 5.95 | 5.99 | |
| | | Stride duration (s) | 0.462 | 0.456 | 0.463 | 0.465 | 0.478 | 0.456 | 0.465 | 0.471 | 0.471 | 0.454 | 0.471 | 0.463 | |
| | | Stride efficiency (%) | 54.53 | 57.17 | 54.12 | 52.57 | 53.48 | 58.21 | 60.51 | 56.25 | 53.92 | 52.45 | 55.32 | 55.98 | |
| | | Stride count | 33.86 | 33.07 | 33.98 | 34.48 | 34.19 | 32.77 | 32.14 | 33.34 | 34.05 | 34.52 | 33.62 | 434.39 | |

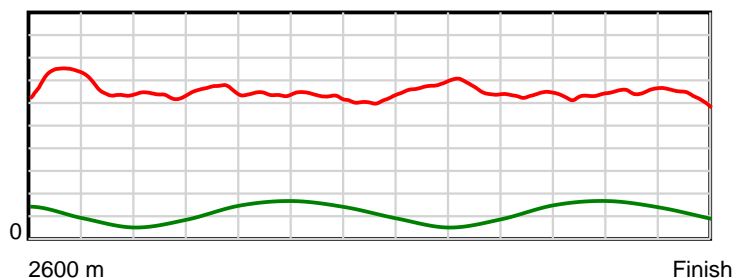
10 m Stride length



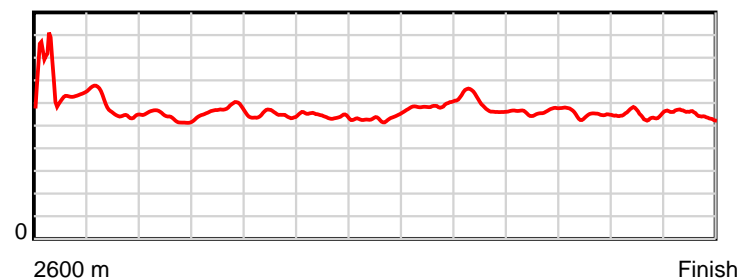
0.6 s Stride duration



20 m/sec Speed



100 % Stride efficiency



Note: Horizontal distance axis grid lines are 200m furlongs.

Disclaimer.

HRNZ and NZMTC and Thoroughbred Ratings Pty Ltd accepts no responsibility for the completeness or accuracy of any of the information contained herein, and makes no representations about its suitability for any particular purpose. Users should make their own judgements about those matters and/or seek independent advice. You assume all risks associated with use of the data provided on this page.



Race Results



March 22, 2019, Race 2, COCA-COLA AMATIL MOBILE TROT, Distance 2600m, Addington - Survey 3200m

| Result | TAB no. | Horse (Barrier) | 2600 to | 2400m to |
|--------|---------|------------------------------|--------------|--------------|
| 8th | 4 | Mikemaro (4) | 2400m | 2200m |
| | | Position in running (margin) | - | 4(4.1) |
| | | Sectional time (s) | 14.33 | 15.97 |
| | | Cumulative time (s) | 201.51 | 187.18 |
| | | Speed (m/s) | 13.96 | 12.52 |
| | | Stride length (m) | 6.37 | 5.99 |
| | | Stride duration (s) | 0.456 | 0.478 |
| | | Stride efficiency (%) | 63.33 | 56.07 |
| | | Stride count | 31.42 | 33.39 |

Disclaimer.

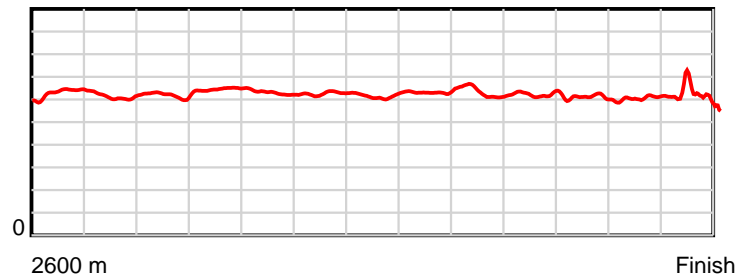
HRNZ and NZMTC and Thoroughbred Ratings Pty Ltd accepts no responsibility for the completeness or accuracy of any of the information contained herein, and makes no representations about its suitability for any particular purpose. Users should make their own judgements about those matters and/or seek independent advice. You assume all risks associated with use of the data provided on this page.

Race Results

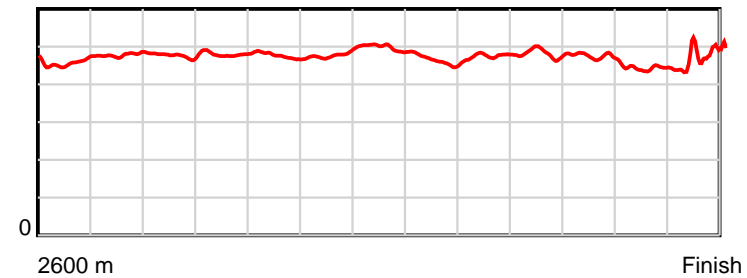
March 22, 2019, Race 2, COCA-COLA AMATIL MOBILE TROT, Distance 2600m, Addington - Survey 3200m

| Result | TAB no. | Horse (Barrier) | 2200m to | 2000m to | 1800m to | 1600m to | 1400m to | 1200m to | 1000m to | 800m to | 600m to | 400m to | 200m to | Total or | Margin |
|--------|---------|------------------------------|----------|----------|----------|----------|----------|----------|----------|---------|---------|---------|---------|----------|--------|
| 8th | 4 | Mikemaro (4) | 2000m | 1800m | 1600m | 1400m | 1200m | 1000m | 800m | 600m | 400m | 200m | WP | Average | |
| | | Position in running (margin) | 6(7.1) | 7(5.9) | 7(5.8) | 6(5.3) | 5(5.9) | 7(4.7) | 7(4.8) | 8(6.2) | 10(6.4) | 11(7.1) | 9(4.6) | | 7.90 |
| | | Sectional time (s) | 15.46 | 14.91 | 15.44 | 15.84 | 16.19 | 14.91 | 15.29 | 15.69 | 16.05 | 15.33 | 16.10 | | |
| | | Cumulative time (s) | 171.21 | 155.75 | 140.84 | 125.40 | 109.56 | 93.37 | 78.46 | 63.17 | 47.48 | 31.43 | 16.10 | 3:21.51 | |
| | | Speed (m/s) | 12.94 | 13.41 | 12.95 | 12.63 | 12.35 | 13.41 | 13.08 | 12.75 | 12.46 | 13.05 | 12.42 | 12.90 | |
| | | Stride length (m) | 6.16 | 6.44 | 6.16 | 6.05 | 6.14 | 6.21 | 6.22 | 6.15 | 5.89 | 5.76 | 5.77 | 6.09 | |
| | | Stride duration (s) | 0.476 | 0.480 | 0.476 | 0.479 | 0.497 | 0.463 | 0.476 | 0.482 | 0.473 | 0.442 | 0.465 | 0.472 | |
| | | Stride efficiency (%) | 59.35 | 64.79 | 59.27 | 57.15 | 58.96 | 60.27 | 60.55 | 59.09 | 54.15 | 51.92 | 52.06 | 58.05 | |
| | | Stride count | 32.45 | 31.06 | 32.48 | 33.07 | 32.56 | 32.20 | 32.13 | 32.52 | 33.97 | 34.70 | 34.65 | 426.60 | |

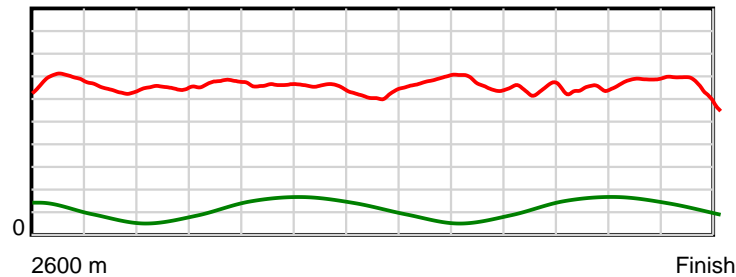
10 m Stride length



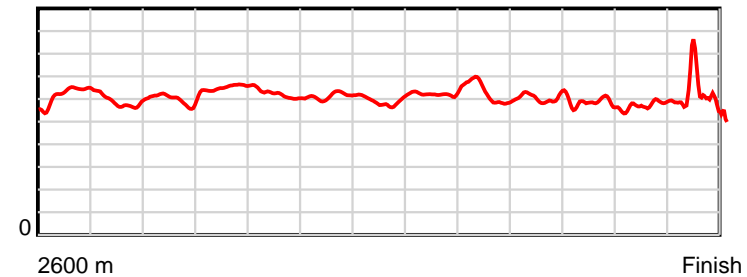
0.6 s Stride duration



20 m/sec Speed



100 % Stride efficiency



Note: Horizontal distance axis grid lines are 200m furlongs.

Disclaimer.

HRNZ and NZMTC and Thoroughbred Ratings Pty Ltd accepts no responsibility for the completeness or accuracy of any of the information contained herein, and makes no representations about its suitability for any particular purpose. Users should make their own judgements about those matters and/or seek independent advice. You assume all risks associated with use of the data provided on this page.



Race Results



March 22, 2019, Race 2, COCA-COLA AMATIL MOBILE TROT, Distance 2600m, Addington - Survey 3200m

| Result | TAB no. | Horse (Barrier) | 2600 to | 2400m to |
|--------|---------|-------------------------------|--------------|--------------|
| 9th | 13 | You Really Got... (10) | 2400m | 2200m |
| | | Position in running (margin) | - | 10(8.1) |
| | | Sectional time (s) | 14.98 | 15.68 |
| | | Cumulative time (s) | 201.58 | 186.60 |
| | | Speed (m/s) | 13.35 | 12.76 |
| | | Stride length (m) | 6.47 | 6.06 |
| | | Stride duration (s) | 0.468 | 0.475 |
| | | Stride efficiency (%) | 65.32 | 57.40 |
| | | Stride count | 30.93 | 33.00 |

Disclaimer.

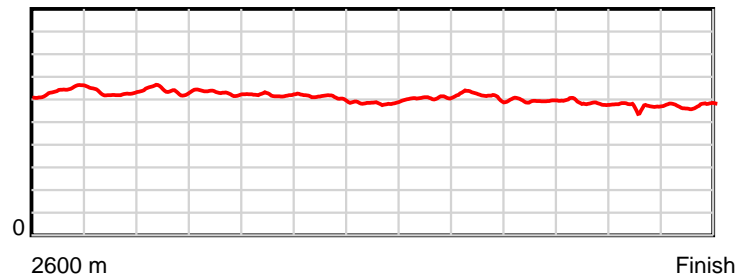
HRNZ and NZMTC and Thoroughbred Ratings Pty Ltd accepts no responsibility for the completeness or accuracy of any of the information contained herein, and makes no representations about its suitability for any particular purpose. Users should make their own judgements about those matters and/or seek independent advice. You assume all risks associated with use of the data provided on this page.

Race Results

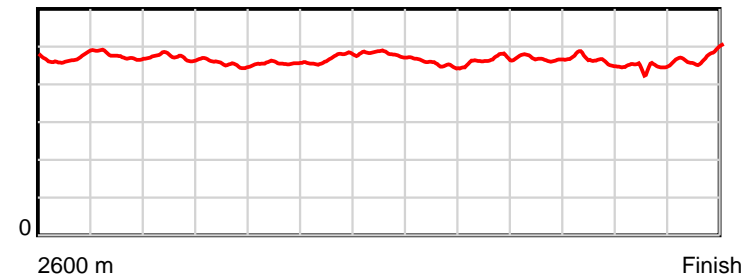
March 22, 2019, Race 2, COCA-COLA AMATIL MOBILE TROT, Distance 2600m, Addington - Survey 3200m

| Result | TAB no. | Horse (Barrier) | 2200m to | 2000m to | 1800m to | 1600m to | 1400m to | 1200m to | 1000m to | 800m to | 600m to | 400m to | 200m to | Total or | Margin |
|--------|---------|-------------------------------|--------------|--------------|--------------|--------------|--------------|--------------|-------------|-------------|-------------|-------------|-----------|----------------|--------|
| 9th | 13 | You Really Got... (10) | 2000m | 1800m | 1600m | 1400m | 1200m | 1000m | 800m | 600m | 400m | 200m | WP | Average | |
| | | Position in running (margin) | 9(9.3) | 6(5.8) | 4(3.0) | 1(0.0) | 1(0.0) | 1(0.0) | 1(0.0) | 1(0.0) | 1(0.0) | 1(0.0) | 3(1.1) | | 8.30 |
| | | Sectional time (s) | 15.06 | 14.46 | 15.02 | 15.73 | 16.40 | 14.89 | 15.07 | 15.65 | 15.93 | 15.92 | 16.79 | | |
| | | Cumulative time (s) | 170.92 | 155.86 | 141.40 | 126.38 | 110.65 | 94.25 | 79.36 | 64.29 | 48.64 | 32.71 | 16.79 | 3:21.58 | |
| | | Speed (m/s) | 13.28 | 13.83 | 13.32 | 12.71 | 12.20 | 13.43 | 13.27 | 12.78 | 12.55 | 12.56 | 11.91 | 12.90 | |
| | | Stride length (m) | 6.27 | 6.28 | 6.07 | 5.97 | 5.86 | 6.09 | 6.19 | 5.98 | 5.82 | 5.61 | 5.67 | 6.02 | |
| | | Stride duration (s) | 0.472 | 0.454 | 0.456 | 0.470 | 0.480 | 0.453 | 0.467 | 0.468 | 0.463 | 0.447 | 0.476 | 0.466 | |
| | | Stride efficiency (%) | 61.46 | 61.66 | 57.51 | 55.72 | 53.67 | 57.93 | 59.93 | 55.79 | 52.88 | 49.19 | 50.23 | 56.56 | |
| | | Stride count | 31.89 | 31.84 | 32.97 | 33.49 | 34.13 | 32.85 | 32.30 | 33.47 | 34.38 | 35.65 | 35.28 | 432.18 | |

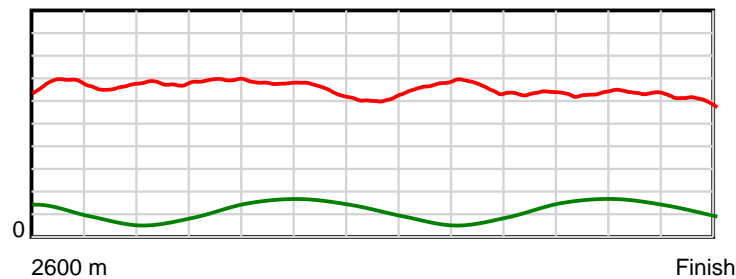
10 m Stride length



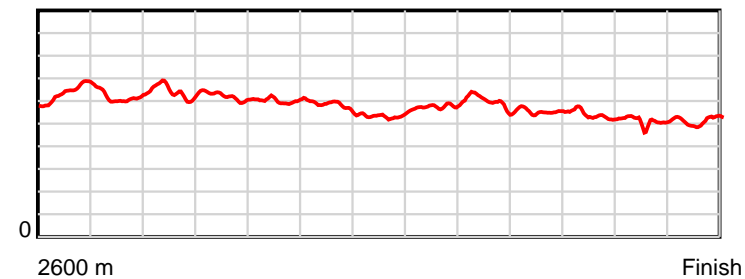
0.6 s Stride duration



20 m/sec Speed



100 % Stride efficiency



Note: Horizontal distance axis grid lines are 200m furlongs.

Disclaimer.

HRNZ and NZMTC and Thoroughbred Ratings Pty Ltd accepts no responsibility for the completeness or accuracy of any of the information contained herein, and makes no representations about its suitability for any particular purpose. Users should make their own judgements about those matters and/or seek independent advice. You assume all risks associated with use of the data provided on this page.



Race Results



March 22, 2019, Race 2, COCA-COLA AMATIL MOBILE TROT, Distance 2600m, Addington - Survey 3200m

| Result | TAB no. | Horse (Barrier) | 2600 to | 2400m to |
|--------|---------|------------------------------|--------------|--------------|
| 10th | 12 | Unique Rose (9) | 2400m | 2200m |
| | | Position in running (margin) | - | 7(6.5) |
| | | Sectional time (s) | 14.71 | 15.29 |
| | | Cumulative time (s) | 201.91 | 187.20 |
| | | Speed (m/s) | 13.60 | 13.08 |
| | | Stride length (m) | 6.21 | 6.02 |
| | | Stride duration (s) | 0.446 | 0.460 |
| | | Stride efficiency (%) | 60.19 | 56.66 |
| | | Stride count | 32.23 | 33.21 |

Disclaimer.

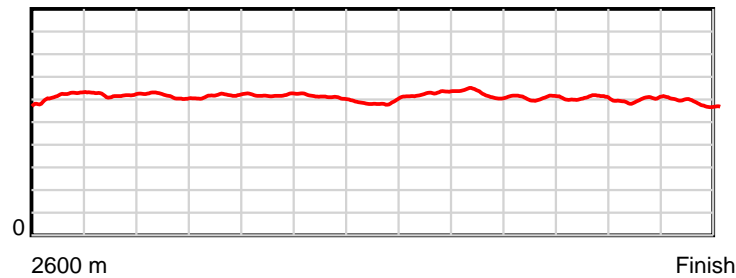
HRNZ and NZMTC and Thoroughbred Ratings Pty Ltd accepts no responsibility for the completeness or accuracy of any of the information contained herein, and makes no representations about its suitability for any particular purpose. Users should make their own judgements about those matters and/or seek independent advice. You assume all risks associated with use of the data provided on this page.

Race Results

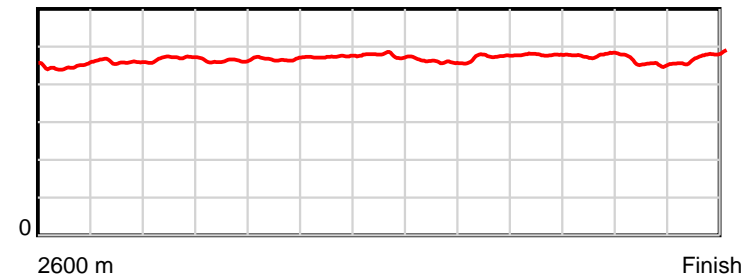
March 22, 2019, Race 2, COCA-COLA AMATIL MOBILE TROT, Distance 2600m, Addington - Survey 3200m

| Result | TAB no. | Horse (Barrier) | 2200m to | 2000m to | 1800m to | 1600m to | 1400m to | 1200m to | 1000m to | 800m to | 600m to | 400m to | 200m to | Total or | Margin |
|--------|---------|------------------------------|--------------|--------------|--------------|--------------|--------------|--------------|-------------|-------------|-------------|-------------|-----------|----------------|--------|
| 10th | 12 | Unique Rose (9) | 2000m | 1800m | 1600m | 1400m | 1200m | 1000m | 800m | 600m | 400m | 200m | WP | Average | |
| | | Position in running (margin) | 4(5.4) | 4(3.8) | 5(3.6) | 4(2.8) | 3(4.0) | 5(2.9) | 5(3.0) | 6(4.1) | 6(4.8) | 9(5.9) | 10(6.1) | | 10.10 |
| | | Sectional time (s) | 15.38 | 14.89 | 15.40 | 15.93 | 16.21 | 14.90 | 15.27 | 15.77 | 16.10 | 15.77 | 16.29 | | |
| | | Cumulative time (s) | 171.91 | 156.53 | 141.64 | 126.24 | 110.31 | 94.10 | 79.20 | 63.93 | 48.16 | 32.06 | 16.29 | 3:21.91 | |
| | | Speed (m/s) | 13.00 | 13.43 | 12.99 | 12.55 | 12.34 | 13.42 | 13.10 | 12.68 | 12.42 | 12.68 | 12.28 | 12.88 | |
| | | Stride length (m) | 6.11 | 6.20 | 6.07 | 5.94 | 5.89 | 6.18 | 6.21 | 6.07 | 5.92 | 5.78 | 5.82 | 6.03 | |
| | | Stride duration (s) | 0.470 | 0.462 | 0.467 | 0.473 | 0.477 | 0.460 | 0.474 | 0.479 | 0.477 | 0.456 | 0.474 | 0.468 | |
| | | Stride efficiency (%) | 58.28 | 60.16 | 57.54 | 55.22 | 54.13 | 59.59 | 60.21 | 57.53 | 54.83 | 52.27 | 53.01 | 56.80 | |
| | | Stride count | 32.75 | 32.23 | 32.96 | 33.64 | 33.98 | 32.39 | 32.22 | 32.96 | 33.76 | 34.58 | 34.34 | 431.25 | |

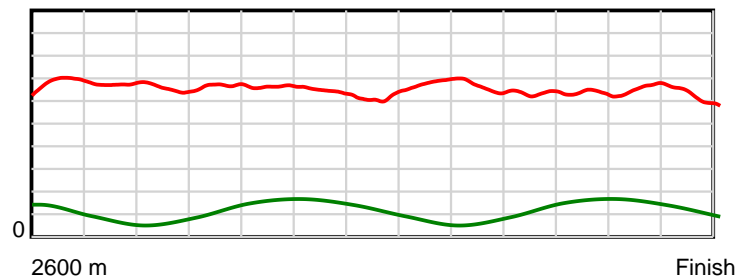
10 m Stride length



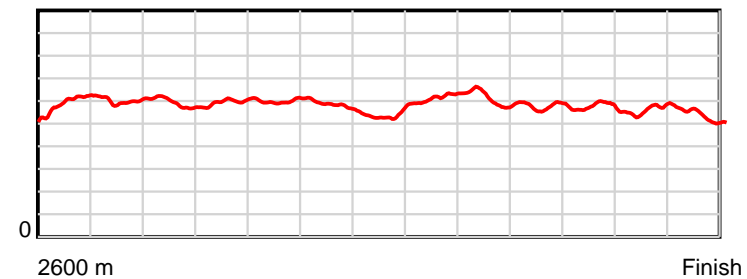
0.6 s Stride duration



20 m/sec Speed



100 % Stride efficiency



Note: Horizontal distance axis grid lines are 200m furlongs.

Disclaimer.

HRNZ and NZMTC and Thoroughbred Ratings Pty Ltd accepts no responsibility for the completeness or accuracy of any of the information contained herein, and makes no representations about its suitability for any particular purpose. Users should make their own judgements about those matters and/or seek independent advice. You assume all risks associated with use of the data provided on this page.



Race Results



March 22, 2019, Race 2, COCA-COLA AMATIL MOBILE TROT, Distance 2600m, Addington - Survey 3200m

| Result | TAB no. | Horse (Barrier) | 2600 to | 2400m to |
|--------|---------|------------------------------|---------|----------|
| 11th | 10 | Unique Marshal... (7) | 2400m | 2200m |
| | | Position in running (margin) | - | 8(6.8) |
| | | Sectional time (s) | 14.75 | 15.44 |
| | | Cumulative time (s) | 201.91 | 187.16 |
| | | Speed (m/s) | 13.56 | 12.95 |
| | | Stride length (m) | 6.45 | 6.37 |
| | | Stride duration (s) | 0.461 | 0.492 |
| | | Stride efficiency (%) | 65.10 | 63.51 |
| | | Stride count | 30.99 | 31.37 |

Disclaimer.

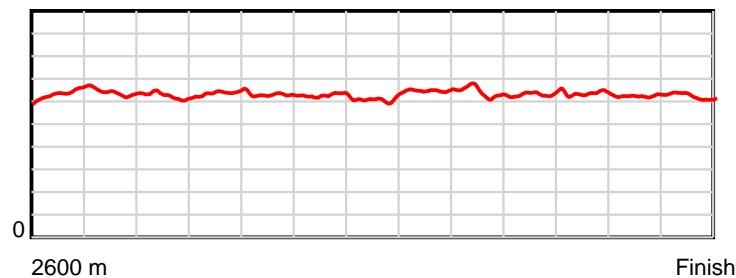
HRNZ and NZMTC and Thoroughbred Ratings Pty Ltd accepts no responsibility for the completeness or accuracy of any of the information contained herein, and makes no representations about its suitability for any particular purpose. Users should make their own judgements about those matters and/or seek independent advice. You assume all risks associated with use of the data provided on this page.

Race Results

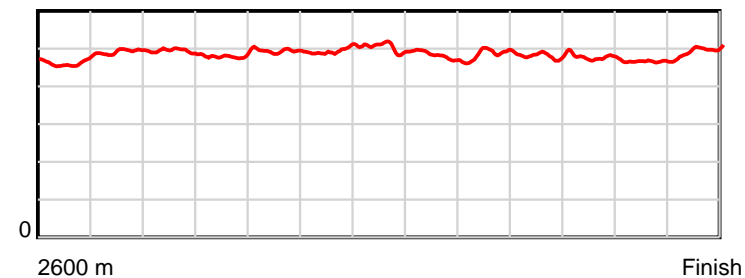
March 22, 2019, Race 2, COCA-COLA AMATIL MOBILE TROT, Distance 2600m, Addington - Survey 3200m

| Result | TAB no. | Horse (Barrier) | 2200m to | 2000m to | 1800m to | 1600m to | 1400m to | 1200m to | 1000m to | 800m to | 600m to | 400m to | 200m to | Total or | Margin |
|--------|---------|------------------------------|----------|----------|----------|----------|----------|----------|----------|----------|---------|---------|---------|----------|--------|
| 11th | 10 | Unique Marshal... (7) | 2000m | 1800m | 1600m | 1400m | 1200m | 1000m | 800m | 600m | 400m | 200m | WP | Average | |
| | | Position in running (margin) | 5(6.7) | 8(7.0) | 8(7.4) | 9(8.8) | 10(10.1) | 12(10.3) | 12(11.0) | 13(12.7) | 13(9.6) | 12(7.5) | 11(7.2) | | 10.10 |
| | | Sectional time (s) | 15.70 | 15.00 | 15.75 | 15.95 | 16.44 | 14.99 | 15.36 | 15.14 | 15.58 | 15.70 | 16.11 | | |
| | | Cumulative time (s) | 171.72 | 156.02 | 141.02 | 125.27 | 109.32 | 92.88 | 77.89 | 62.53 | 47.39 | 31.81 | 16.11 | 3:21.91 | |
| | | Speed (m/s) | 12.74 | 13.33 | 12.70 | 12.54 | 12.17 | 13.34 | 13.02 | 13.21 | 12.84 | 12.74 | 12.41 | 12.88 | |
| | | Stride length (m) | 6.29 | 6.38 | 6.28 | 6.19 | 6.12 | 6.44 | 6.32 | 6.35 | 6.13 | 5.93 | 6.18 | 6.26 | |
| | | Stride duration (s) | 0.493 | 0.479 | 0.494 | 0.494 | 0.503 | 0.482 | 0.485 | 0.480 | 0.478 | 0.466 | 0.498 | 0.486 | |
| | | Stride efficiency (%) | 61.74 | 63.68 | 61.57 | 59.86 | 58.50 | 64.72 | 62.47 | 62.95 | 58.77 | 54.98 | 59.70 | 61.25 | |
| | | Stride count | 31.82 | 31.33 | 31.86 | 32.31 | 32.69 | 31.08 | 31.63 | 31.51 | 32.61 | 33.72 | 32.36 | 415.28 | |

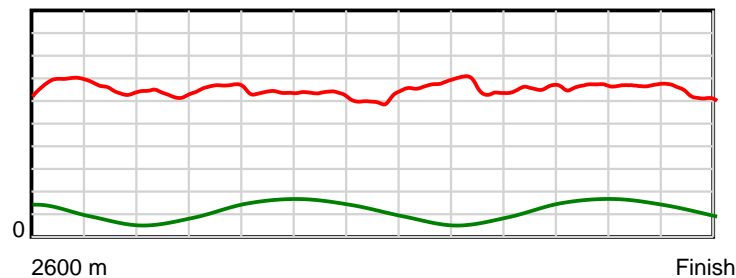
10 m Stride length



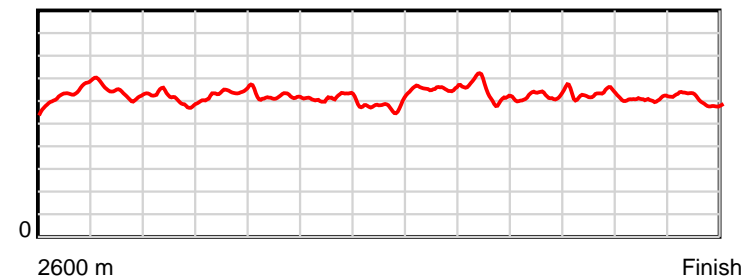
0.6 s Stride duration



20 m/sec Speed



100 % Stride efficiency



Note: Horizontal distance axis grid lines are 200m furlongs.

Disclaimer.

HRNZ and NZMTC and Thoroughbred Ratings Pty Ltd accepts no responsibility for the completeness or accuracy of any of the information contained herein, and makes no representations about its suitability for any particular purpose. Users should make their own judgements about those matters and/or seek independent advice. You assume all risks associated with use of the data provided on this page.



Race Results



March 22, 2019, Race 2, COCA-COLA AMATIL MOBILE TROT, Distance 2600m, Addington - Survey 3200m

| Result | TAB no. | Horse (Barrier) | 2600 to | 2400m to |
|--------|---------|------------------------------|---------|----------|
| 12th | 1 | Prince Teka (1) | 2400m | 2200m |
| | | Position in running (margin) | - | 3(4.0) |
| | | Sectional time (s) | 14.33 | 15.52 |
| | | Cumulative time (s) | 202.15 | 187.82 |
| | | Speed (m/s) | 13.96 | 12.89 |
| | | Stride length (m) | 6.11 | 6.14 |
| | | Stride duration (s) | 0.434 | 0.476 |
| | | Stride efficiency (%) | 58.26 | 58.86 |
| | | Stride count | 32.75 | 32.59 |

Disclaimer.

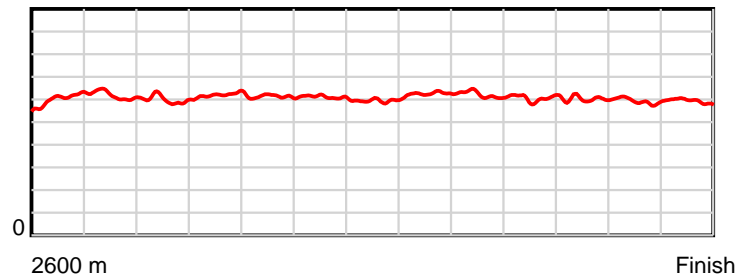
HRNZ and NZMTC and Thoroughbred Ratings Pty Ltd accepts no responsibility for the completeness or accuracy of any of the information contained herein, and makes no representations about its suitability for any particular purpose. Users should make their own judgements about those matters and/or seek independent advice. You assume all risks associated with use of the data provided on this page.

Race Results

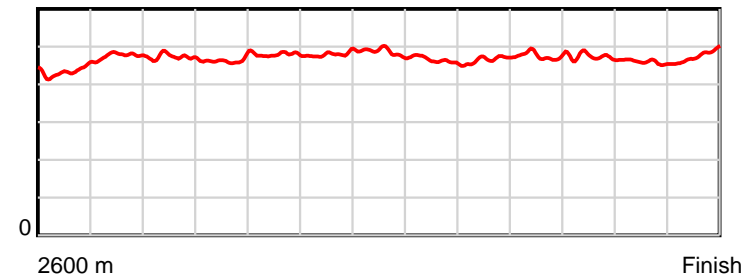
March 22, 2019, Race 2, COCA-COLA AMATIL MOBILE TROT, Distance 2600m, Addington - Survey 3200m

| Result | TAB no. | Horse (Barrier) | 2200m to | 2000m to | 1800m to | 1600m to | 1400m to | 1200m to | 1000m to | 800m to | 600m to | 400m to | 200m to | Total or | Margin |
|--------|---------|------------------------------|----------|----------|----------|----------|----------|----------|----------|---------|---------|---------|---------|----------|--------|
| 12th | 1 | Prince Teka (1) | 2000m | 1800m | 1600m | 1400m | 1200m | 1000m | 800m | 600m | 400m | 200m | WP | Average | |
| | | Position in running (margin) | 3(4.3) | 5(4.6) | 6(5.3) | 7(6.7) | 8(8.2) | 10(8.0) | 10(8.7) | 9(8.1) | 12(8.8) | 13(8.8) | 12(8.0) | | 11.40 |
| | | Sectional time (s) | 15.71 | 15.03 | 15.77 | 15.98 | 16.36 | 15.00 | 14.98 | 15.77 | 15.92 | 15.61 | 16.17 | | |
| | | Cumulative time (s) | 172.30 | 156.59 | 141.56 | 125.79 | 109.81 | 93.45 | 78.45 | 63.47 | 47.70 | 31.78 | 16.17 | 3:22.15 | |
| | | Speed (m/s) | 12.73 | 13.31 | 12.68 | 12.52 | 12.22 | 13.33 | 13.35 | 12.68 | 12.56 | 12.81 | 12.37 | 12.86 | |
| | | Stride length (m) | 6.02 | 6.17 | 6.07 | 6.01 | 5.94 | 6.20 | 6.22 | 6.04 | 5.94 | 5.89 | 5.90 | 6.05 | |
| | | Stride duration (s) | 0.473 | 0.464 | 0.479 | 0.480 | 0.486 | 0.465 | 0.466 | 0.476 | 0.473 | 0.460 | 0.477 | 0.470 | |
| | | Stride efficiency (%) | 56.68 | 59.55 | 57.56 | 56.45 | 55.08 | 59.98 | 60.45 | 57.00 | 55.10 | 54.18 | 54.44 | 57.14 | |
| | | Stride count | 33.21 | 32.40 | 32.95 | 33.27 | 33.69 | 32.28 | 32.16 | 33.12 | 33.68 | 33.97 | 33.88 | 429.95 | |

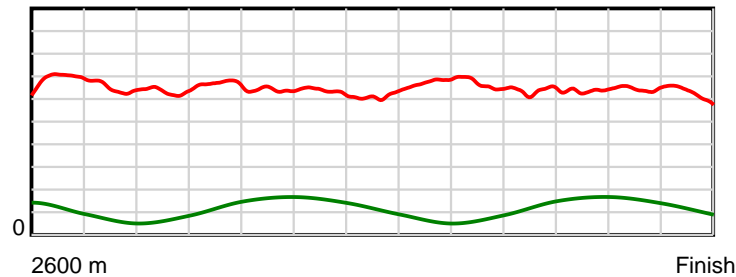
10 m Stride length



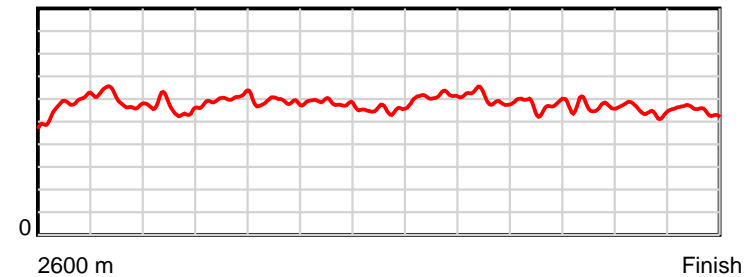
0.6 s Stride duration



20 m/sec Speed



100 % Stride efficiency



Note: Horizontal distance axis grid lines are 200m furlongs.

Disclaimer.

HRNZ and NZMTC and Thoroughbred Ratings Pty Ltd accepts no responsibility for the completeness or accuracy of any of the information contained herein, and makes no representations about its suitability for any particular purpose. Users should make their own judgements about those matters and/or seek independent advice. You assume all risks associated with use of the data provided on this page.



Race Results



March 22, 2019, Race 2, COCA-COLA AMATIL MOBILE TROT, Distance 2600m, Addington - Survey 3200m

| Result | TAB no. | Horse (Barrier) | 2600 to | 2400m to |
|--------|---------|------------------------------|--------------|--------------|
| 13th | 15 | Doff Your Cap (12) | 2400m | 2200m |
| | | Position in running (margin) | - | 12(10.6) |
| | | Sectional time (s) | 15.46 | 16.38 |
| | | Cumulative time (s) | 204.08 | 188.62 |
| | | Speed (m/s) | 12.94 | 12.21 |
| | | Stride length (m) | 6.20 | 5.78 |
| | | Stride duration (s) | 0.460 | 0.473 |
| | | Stride efficiency (%) | 60.04 | 52.23 |
| | | Stride count | 32.26 | 34.59 |

Disclaimer.

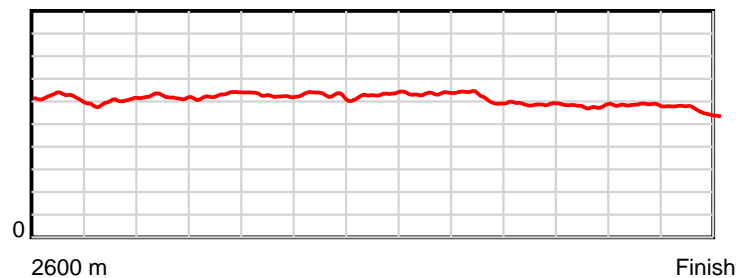
HRNZ and NZMTC and Thoroughbred Ratings Pty Ltd accepts no responsibility for the completeness or accuracy of any of the information contained herein, and makes no representations about its suitability for any particular purpose. Users should make their own judgements about those matters and/or seek independent advice. You assume all risks associated with use of the data provided on this page.

Race Results

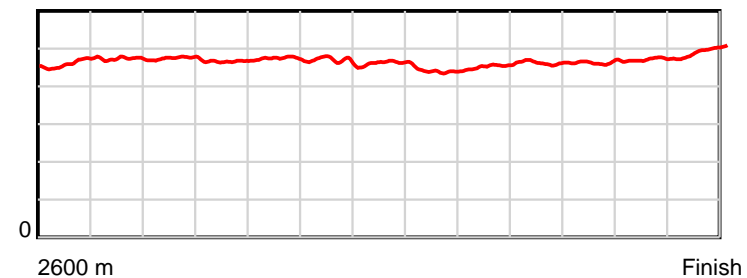
March 22, 2019, Race 2, COCA-COLA AMATIL MOBILE TROT, Distance 2600m, Addington - Survey 3200m

| Result | TAB no. | Horse (Barrier) | 2200m to | 2000m to | 1800m to | 1600m to | 1400m to | 1200m to | 1000m to | 800m to | 600m to | 400m to | 200m to | Total or | Margin |
|--------|---------|------------------------------|--------------|--------------|--------------|--------------|--------------|--------------|-------------|-------------|-------------|-------------|-----------|----------------|--------|
| 13th | 15 | Doff Your Cap (12) | 2000m | 1800m | 1600m | 1400m | 1200m | 1000m | 800m | 600m | 400m | 200m | WP | Average | |
| | | Position in running (margin) | 12(16.0) | 12(15.1) | 12(15.0) | 12(14.9) | 12(12.8) | 4(2.8) | 2(0.1) | 2(0.2) | 2(1.1) | 4(4.0) | 13(9.1) | | 22.10 |
| | | Sectional time (s) | 15.51 | 14.91 | 15.51 | 15.38 | 14.73 | 14.44 | 15.09 | 15.81 | 16.41 | 16.60 | 17.85 | | |
| | | Cumulative time (s) | 172.24 | 156.73 | 141.82 | 126.31 | 110.93 | 96.20 | 81.76 | 66.67 | 50.86 | 34.45 | 17.85 | 3:24.08 | |
| | | Speed (m/s) | 12.89 | 13.41 | 12.89 | 13.00 | 13.58 | 13.85 | 13.25 | 12.65 | 12.19 | 12.05 | 11.20 | 12.74 | |
| | | Stride length (m) | 6.13 | 6.25 | 6.11 | 6.09 | 6.28 | 6.10 | 6.02 | 5.85 | 5.65 | 5.68 | 5.55 | 5.97 | |
| | | Stride duration (s) | 0.475 | 0.466 | 0.474 | 0.469 | 0.463 | 0.440 | 0.454 | 0.462 | 0.463 | 0.472 | 0.495 | 0.468 | |
| | | Stride efficiency (%) | 58.68 | 61.02 | 58.34 | 57.97 | 61.68 | 58.13 | 56.70 | 53.41 | 49.84 | 50.46 | 48.07 | 55.63 | |
| | | Stride count | 32.64 | 32.00 | 32.73 | 32.84 | 31.83 | 32.79 | 33.20 | 34.21 | 35.41 | 35.19 | 36.06 | 435.75 | |

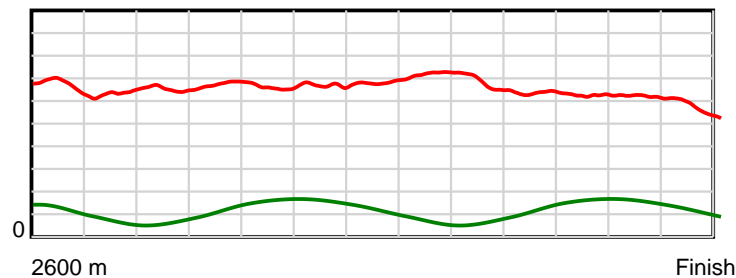
10 m Stride length



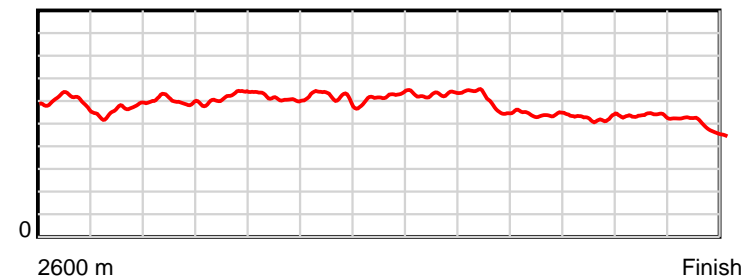
0.6 s Stride duration



20 m/sec Speed



100 % Stride efficiency



Note: Horizontal distance axis grid lines are 200m furlongs.

Disclaimer.

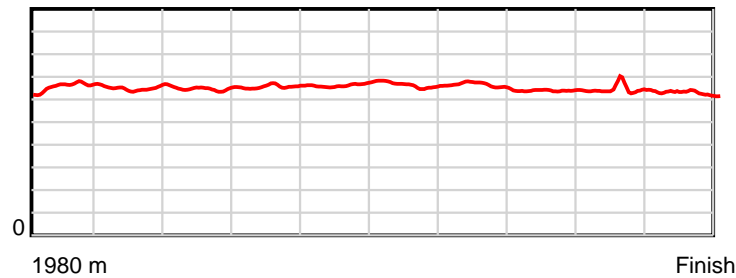
HRNZ and NZMTC and Thoroughbred Ratings Pty Ltd accepts no responsibility for the completeness or accuracy of any of the information contained herein, and makes no representations about its suitability for any particular purpose. Users should make their own judgements about those matters and/or seek independent advice. You assume all risks associated with use of the data provided on this page.

Race Results

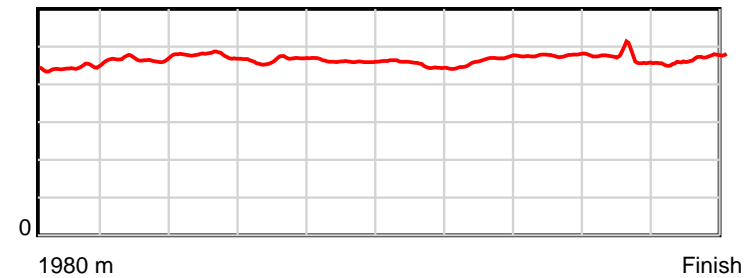
March 22, 2019, Race 3, HRS CONSTRUCTION MOBILE PACE, Distance 1980m, Addington - Survey 1980m

| Result | TAB no. | Horse (Barrier) | 1980 to | 1800m to | 1600m to | 1400m to | 1200m to | 1000m to | 800m to | 600m to | 400m to | 200m to | Total or | Margin |
|--------|---------|------------------------------|--------------|--------------|--------------|--------------|--------------|-------------|-------------|-------------|-------------|-----------|----------------|--------|
| 1st | 11 | Cullenburn (11) | 1800m | 1600m | 1400m | 1200m | 1000m | 800m | 600m | 400m | 200m | WP | Average | |
| | | Position in running (margin) | - | 9(5.0) | 9(6.6) | 9(8.6) | 6(4.0) | 5(2.8) | 3(0.9) | 2(0.8) | 2(0.1) | 1(0.0) | | 0.00 |
| | | Sectional time (s) | 12.49 | 14.38 | 15.17 | 14.07 | 14.32 | 13.72 | 14.07 | 14.98 | 15.10 | 14.77 | | |
| | | Cumulative time (s) | 143.07 | 130.58 | 116.20 | 101.03 | 86.96 | 72.64 | 58.92 | 44.85 | 29.87 | 14.77 | 2:23.07 | |
| | | Speed (m/s) | 14.41 | 13.91 | 13.18 | 14.21 | 13.97 | 14.58 | 14.21 | 13.35 | 13.25 | 13.54 | 13.84 | |
| | | Stride length (m) | 6.63 | 6.50 | 6.28 | 6.60 | 6.44 | 6.58 | 6.60 | 6.37 | 6.20 | 6.34 | 6.45 | |
| | | Stride duration (s) | 0.444 | 0.467 | 0.477 | 0.465 | 0.461 | 0.452 | 0.464 | 0.477 | 0.468 | 0.468 | 0.466 | |
| | | Stride efficiency (%) | 68.61 | 66.07 | 61.72 | 68.15 | 64.72 | 67.71 | 68.07 | 63.36 | 60.14 | 62.74 | 65.00 | |
| | | Stride count | 27.17 | 30.76 | 31.82 | 30.28 | 31.08 | 30.38 | 30.30 | 31.41 | 32.24 | 31.56 | 307.00 | |

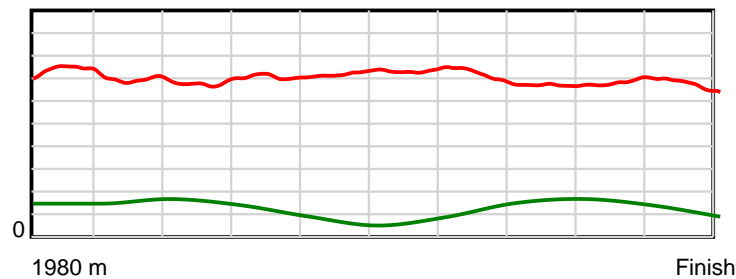
10 m Stride length



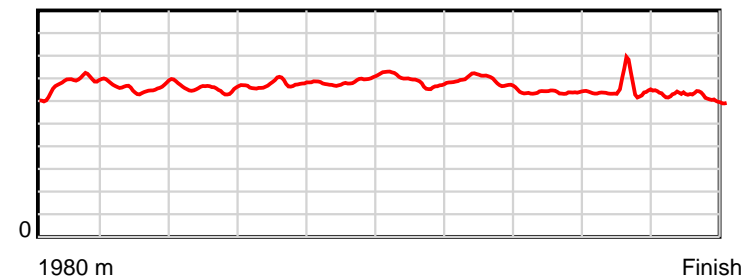
0.6 s Stride duration



20 m/sec Speed



100 % Stride efficiency



Note: Horizontal distance axis grid lines are 200m furlongs.

Disclaimer.

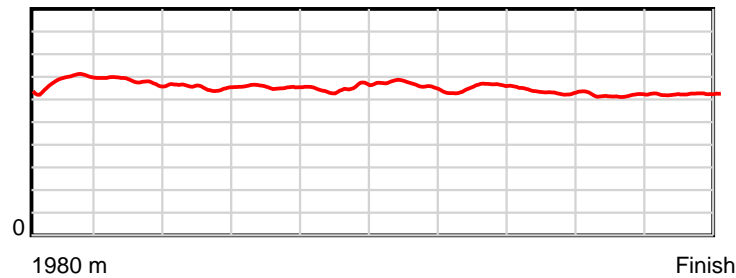
HRNZ and NZMTC and Thoroughbred Ratings Pty Ltd accepts no responsibility for the completeness or accuracy of any of the information contained herein, and makes no representations about its suitability for any particular purpose. Users should make their own judgements about those matters and/or seek independent advice. You assume all risks associated with use of the data provided on this page.

Race Results

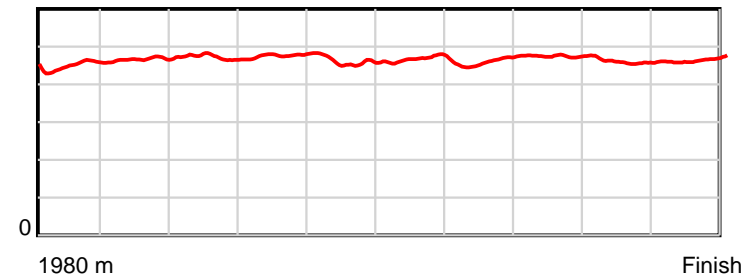
March 22, 2019, Race 3, HRS CONSTRUCTION MOBILE PACE, Distance 1980m, Addington - Survey 1980m

| Result | TAB no. | Horse (Barrier) | 1980 to | 1800m to | 1600m to | 1400m to | 1200m to | 1000m to | 800m to | 600m to | 400m to | 200m to | Total or | Margin |
|--------|---------|------------------------------|---------|----------|----------|----------|----------|----------|---------|---------|---------|---------|----------|--------|
| 2nd | 7 | Nandolo (7) | 1800m | 1600m | 1400m | 1200m | 1000m | 800m | 600m | 400m | 200m | WP | Average | |
| | | Position in running (margin) | - | 3(1.5) | 3(0.6) | 4(2.4) | 2(0.8) | 1(0.0) | 1(0.0) | 1(0.0) | 1(0.0) | 2(0.7) | | 0.80 |
| | | Sectional time (s) | 11.52 | 13.97 | 15.13 | 14.58 | 14.38 | 14.03 | 14.10 | 15.10 | 15.22 | 15.18 | | |
| | | Cumulative time (s) | 143.21 | 131.69 | 117.72 | 102.59 | 88.01 | 73.63 | 59.60 | 45.50 | 30.40 | 15.18 | 2:23.21 | |
| | | Speed (m/s) | 15.62 | 14.32 | 13.22 | 13.72 | 13.91 | 14.26 | 14.18 | 13.25 | 13.14 | 13.18 | 13.83 | |
| | | Stride length (m) | 6.81 | 6.68 | 6.24 | 6.54 | 6.40 | 6.66 | 6.53 | 6.28 | 6.04 | 6.12 | 6.42 | |
| | | Stride duration (s) | 0.449 | 0.466 | 0.472 | 0.477 | 0.461 | 0.467 | 0.460 | 0.474 | 0.460 | 0.465 | 0.464 | |
| | | Stride efficiency (%) | 72.51 | 69.67 | 60.84 | 66.82 | 64.10 | 69.31 | 66.66 | 61.69 | 57.05 | 58.62 | 64.38 | |
| | | Stride count | 26.42 | 29.95 | 32.05 | 30.58 | 31.23 | 30.03 | 30.62 | 31.83 | 33.10 | 32.66 | 308.47 | |

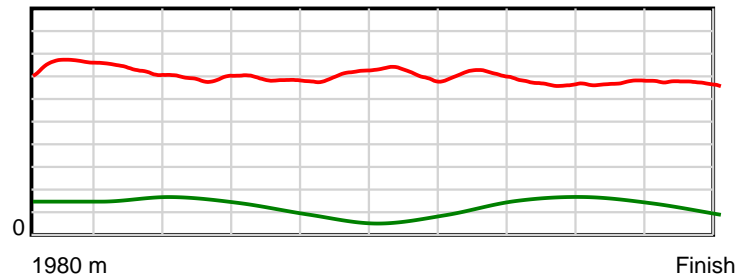
10 m Stride length



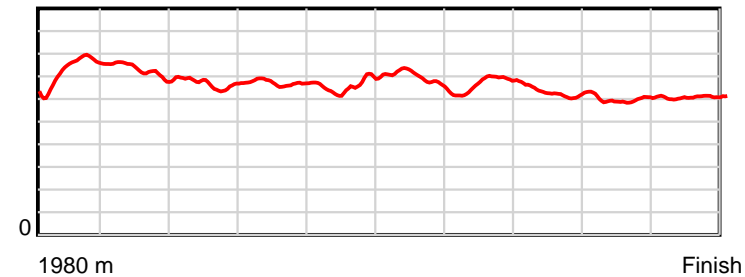
0.6 s Stride duration



20 m/sec Speed



100 % Stride efficiency



Note: Horizontal distance axis grid lines are 200m furlongs.

Disclaimer.

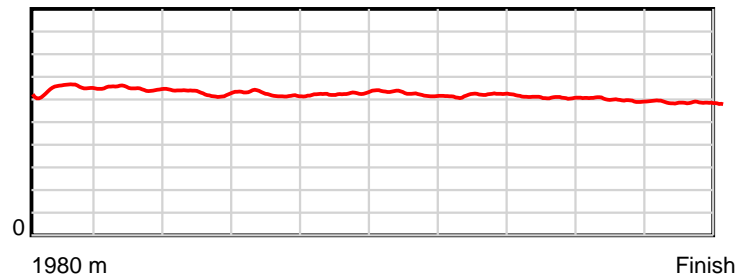
HRNZ and NZMTC and Thoroughbred Ratings Pty Ltd accepts no responsibility for the completeness or accuracy of any of the information contained herein, and makes no representations about its suitability for any particular purpose. Users should make their own judgements about those matters and/or seek independent advice. You assume all risks associated with use of the data provided on this page.

Race Results

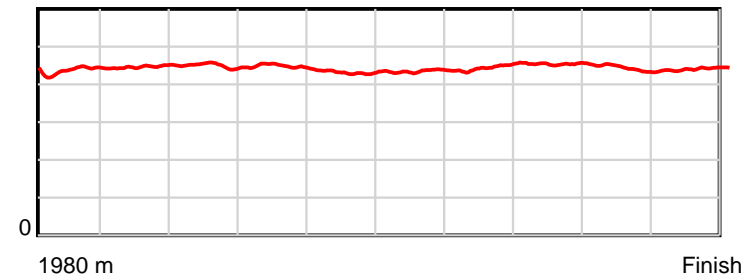
March 22, 2019, Race 3, HRS CONSTRUCTION MOBILE PACE, Distance 1980m, Addington - Survey 1980m

| Result | TAB no. | Horse (Barrier) | 1980 to | 1800m to | 1600m to | 1400m to | 1200m to | 1000m to | 800m to | 600m to | 400m to | 200m to | Total or | Margin |
|--------|---------|------------------------------|--------------|--------------|--------------|--------------|--------------|-------------|-------------|-------------|-------------|-----------|----------------|--------|
| 3rd | 8 | Smokin By (8) | 1800m | 1600m | 1400m | 1200m | 1000m | 800m | 600m | 400m | 200m | WP | Average | |
| | | Position in running (margin) | - | 7(3.6) | 6(4.6) | 6(4.8) | 4(2.5) | 2(0.5) | 2(0.8) | 4(2.5) | 4(3.8) | 4(4.2) | | 4.10 |
| | | Sectional time (s) | 11.90 | 14.28 | 14.87 | 14.45 | 14.18 | 14.08 | 14.38 | 15.32 | 15.16 | 15.19 | | |
| | | Cumulative time (s) | 143.81 | 131.91 | 117.63 | 102.76 | 88.31 | 74.13 | 60.05 | 45.67 | 30.35 | 15.19 | 2:23.81 | |
| | | Speed (m/s) | 15.12 | 14.01 | 13.45 | 13.84 | 14.10 | 14.20 | 13.91 | 13.05 | 13.19 | 13.17 | 13.77 | |
| | | Stride length (m) | 6.41 | 6.25 | 6.04 | 6.19 | 6.09 | 6.17 | 6.20 | 5.92 | 5.82 | 5.81 | 6.08 | |
| | | Stride duration (s) | 0.437 | 0.446 | 0.449 | 0.448 | 0.432 | 0.435 | 0.446 | 0.453 | 0.441 | 0.441 | 0.442 | |
| | | Stride efficiency (%) | 64.27 | 61.10 | 57.05 | 59.92 | 58.00 | 59.54 | 60.02 | 54.68 | 52.97 | 52.77 | 57.81 | |
| | | Stride count | 28.07 | 31.98 | 33.10 | 32.30 | 32.83 | 32.40 | 32.27 | 33.81 | 34.35 | 34.42 | 325.53 | |

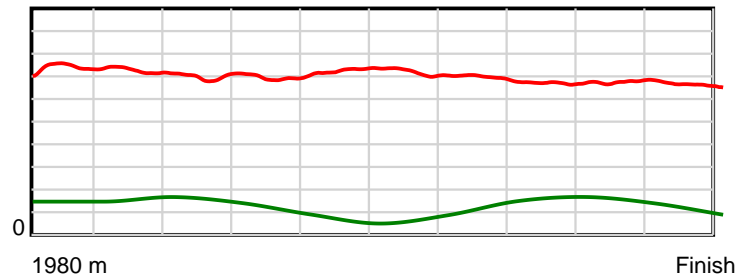
10 m Stride length



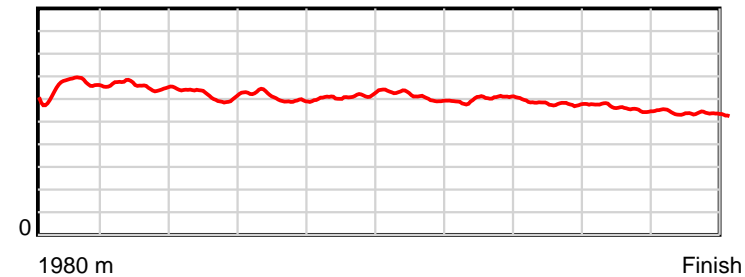
0.6 s Stride duration



20 m/sec Speed



100 % Stride efficiency



Note: Horizontal distance axis grid lines are 200m furlongs.

Disclaimer.

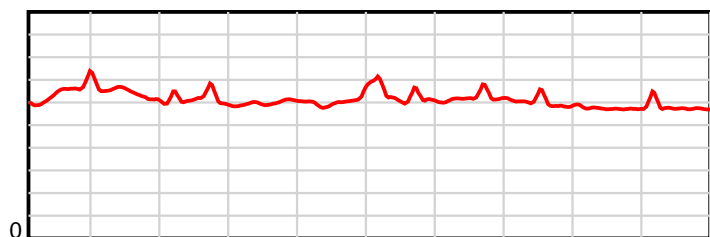
HRNZ and NZMTC and Thoroughbred Ratings Pty Ltd accepts no responsibility for the completeness or accuracy of any of the information contained herein, and makes no representations about its suitability for any particular purpose. Users should make their own judgements about those matters and/or seek independent advice. You assume all risks associated with use of the data provided on this page.

Race Results

March 22, 2019, Race 3, HRS CONSTRUCTION MOBILE PACE, Distance 1980m, Addington - Survey 1980m

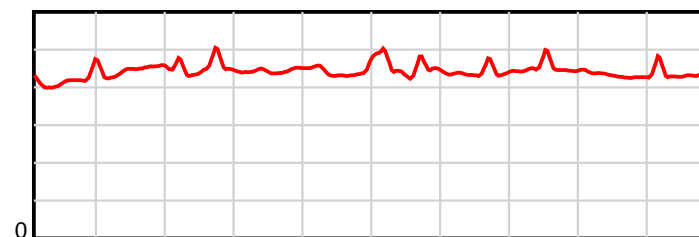
| Result | TAB no. | Horse (Barrier) | 1980 to | 1800m to | 1600m to | 1400m to | 1200m to | 1000m to | 800m to | 600m to | 400m to | 200m to | Total or | Margin |
|--------|---------|------------------------------|--------------|--------------|--------------|--------------|--------------|-------------|-------------|-------------|-------------|-----------|----------------|--------|
| 4th | 6 | Especial (6) | 1800m | 1600m | 1400m | 1200m | 1000m | 800m | 600m | 400m | 200m | WP | Average | |
| | | Position in running (margin) | - | 1(0.0) | 1(0.0) | 1(0.0) | 1(0.0) | 3(1.0) | 4(1.9) | 3(2.5) | 3(2.6) | 3(3.5) | | 4.20 |
| | | Sectional time (s) | 11.39 | 14.11 | 14.84 | 14.85 | 14.67 | 14.18 | 14.20 | 15.11 | 15.26 | 15.22 | | |
| | | Cumulative time (s) | 143.83 | 132.44 | 118.33 | 103.49 | 88.64 | 73.97 | 59.79 | 45.59 | 30.48 | 15.22 | 2:23.83 | |
| | | Speed (m/s) | 15.80 | 14.17 | 13.48 | 13.47 | 13.63 | 14.10 | 14.08 | 13.24 | 13.11 | 13.14 | 13.77 | |
| | | Stride length (m) | 6.51 | 6.31 | 6.05 | 5.98 | 6.02 | 6.31 | 6.17 | 5.95 | 5.64 | 5.74 | 6.05 | |
| | | Stride duration (s) | 0.418 | 0.445 | 0.449 | 0.444 | 0.442 | 0.447 | 0.438 | 0.450 | 0.430 | 0.437 | 0.440 | |
| | | Stride efficiency (%) | 66.22 | 62.27 | 57.17 | 55.92 | 56.72 | 62.16 | 59.51 | 55.30 | 49.73 | 51.55 | 57.28 | |
| | | Stride count | 27.65 | 31.68 | 33.07 | 33.43 | 33.20 | 31.71 | 32.41 | 33.62 | 35.45 | 34.82 | 327.04 | |

10 m Stride length



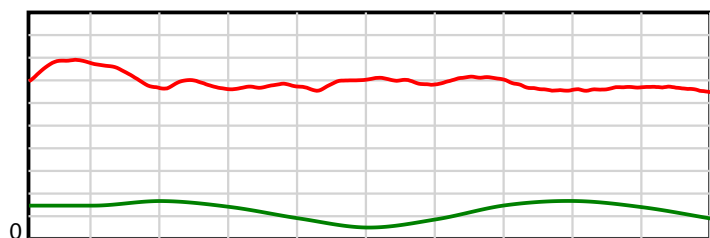
1980 m Finish

0.6 s Stride duration



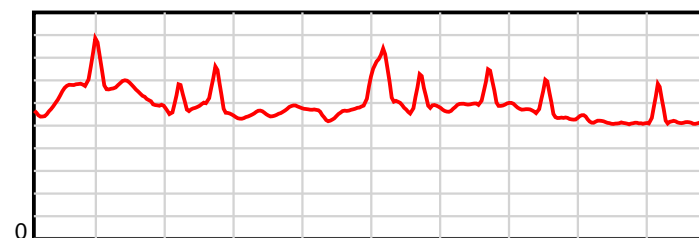
1980 m Finish

20 m/sec Speed



1980 m Finish

100 % Stride efficiency



1980 m Finish

Note: Horizontal distance axis grid lines are 200m furlongs.

Disclaimer.

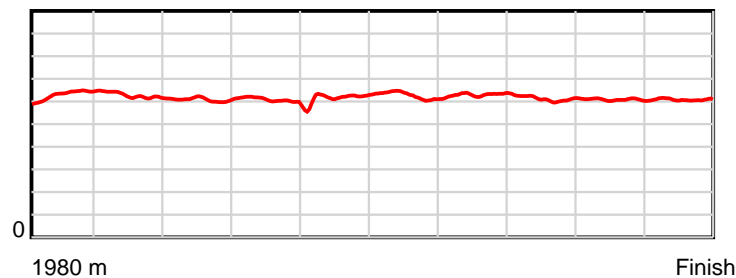
HRNZ and NZMTC and Thoroughbred Ratings Pty Ltd accepts no responsibility for the completeness or accuracy of any of the information contained herein, and makes no representations about its suitability for any particular purpose. Users should make their own judgements about those matters and/or seek independent advice. You assume all risks associated with use of the data provided on this page.

Race Results

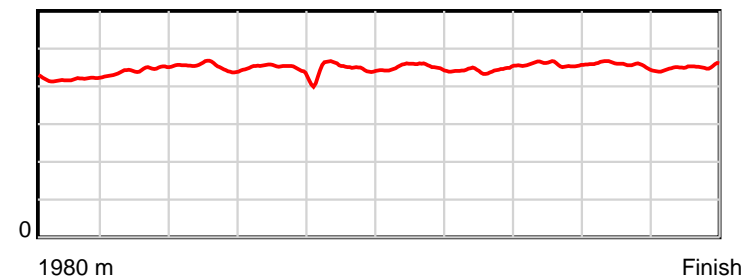
March 22, 2019, Race 3, HRS CONSTRUCTION MOBILE PACE, Distance 1980m, Addington - Survey 1980m

| Result | TAB no. | Horse (Barrier) | 1980 to | 1800m to | 1600m to | 1400m to | 1200m to | 1000m to | 800m to | 600m to | 400m to | 200m to | Total or | Margin |
|--------|---------|------------------------------|--------------|--------------|--------------|--------------|--------------|-------------|-------------|-------------|-------------|-----------|----------------|--------|
| 5th | 10 | Mikey Maguire (10) | 1800m | 1600m | 1400m | 1200m | 1000m | 800m | 600m | 400m | 200m | WP | Average | |
| | | Position in running (margin) | - | 8(4.1) | 7(4.8) | 7(5.7) | 8(5.1) | 8(4.9) | 10(6.8) | 10(6.8) | 11(7.1) | 10(8.1) | | 6.90 |
| | | Sectional time (s) | 12.12 | 14.23 | 14.99 | 14.73 | 14.49 | 14.34 | 14.09 | 15.16 | 15.27 | 14.89 | | |
| | | Cumulative time (s) | 144.31 | 132.19 | 117.96 | 102.97 | 88.24 | 73.75 | 59.41 | 45.32 | 30.16 | 14.89 | 2:24.31 | |
| | | Speed (m/s) | 14.85 | 14.05 | 13.34 | 13.58 | 13.80 | 13.95 | 14.19 | 13.19 | 13.10 | 13.43 | 13.72 | |
| | | Stride length (m) | 6.38 | 6.23 | 6.03 | 6.08 | 6.16 | 6.29 | 6.30 | 6.04 | 5.99 | 6.06 | 6.15 | |
| | | Stride duration (s) | 0.419 | 0.443 | 0.452 | 0.448 | 0.446 | 0.451 | 0.444 | 0.458 | 0.457 | 0.451 | 0.448 | |
| | | Stride efficiency (%) | 63.57 | 60.70 | 56.89 | 57.69 | 59.27 | 61.82 | 62.06 | 56.99 | 56.00 | 57.31 | 59.10 | |
| | | Stride count | 28.22 | 32.09 | 33.15 | 32.92 | 32.48 | 31.80 | 31.74 | 33.12 | 33.41 | 33.02 | 321.95 | |

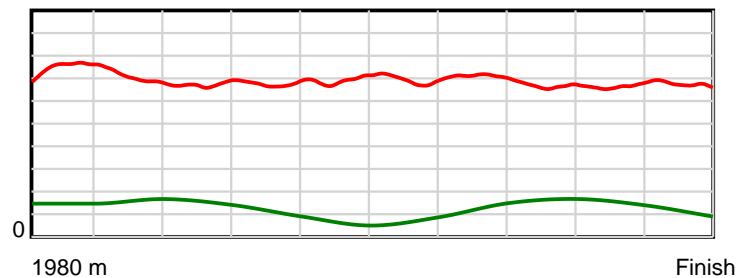
10 m Stride length



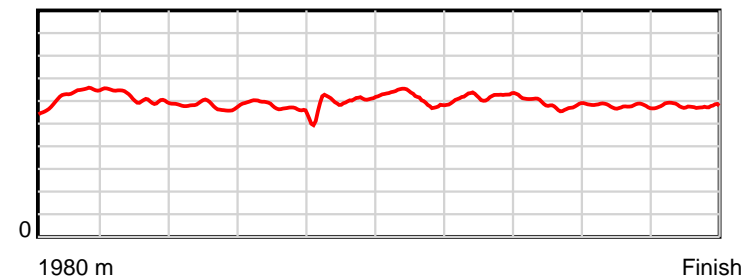
0.6 s Stride duration



20 m/sec Speed



100 % Stride efficiency



Note: Horizontal distance axis grid lines are 200m furlongs.

Disclaimer.

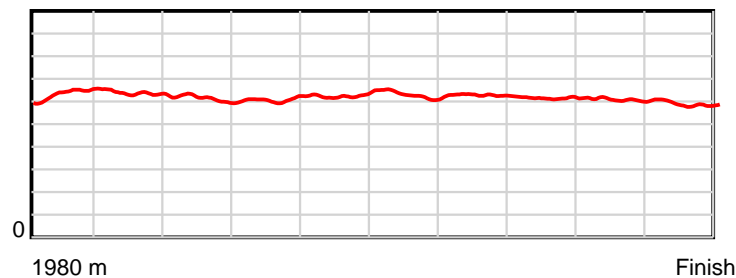
HRNZ and NZMTC and Thoroughbred Ratings Pty Ltd accepts no responsibility for the completeness or accuracy of any of the information contained herein, and makes no representations about its suitability for any particular purpose. Users should make their own judgements about those matters and/or seek independent advice. You assume all risks associated with use of the data provided on this page.

Race Results

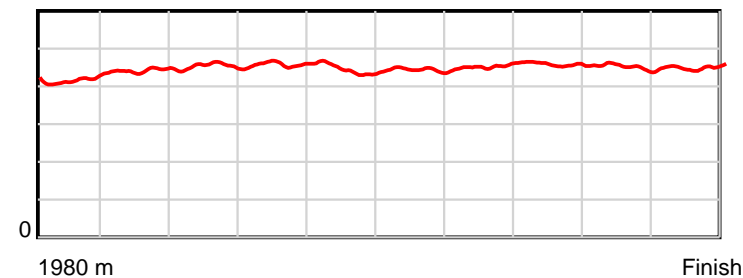
March 22, 2019, Race 3, HRS CONSTRUCTION MOBILE PACE, Distance 1980m, Addington - Survey 1980m

| Result | TAB no. | Horse (Barrier) | 1980 to | 1800m to | 1600m to | 1400m to | 1200m to | 1000m to | 800m to | 600m to | 400m to | 200m to | Total or | Margin |
|--------|---------|------------------------------|---------|----------|----------|----------|----------|----------|---------|---------|---------|---------|----------|--------|
| 6th | 5 | Mr Yips (5) | 1800m | 1600m | 1400m | 1200m | 1000m | 800m | 600m | 400m | 200m | WP | Average | |
| | | Position in running (margin) | - | 2(1.3) | 2(0.3) | 2(2.1) | 5(2.9) | 4(2.6) | 5(3.0) | 7(4.8) | 6(4.8) | 5(5.6) | | 7.20 |
| | | Sectional time (s) | 11.60 | 13.96 | 15.14 | 14.98 | 14.45 | 14.10 | 14.40 | 15.09 | 15.26 | 15.39 | | |
| | | Cumulative time (s) | 144.37 | 132.77 | 118.81 | 103.67 | 88.69 | 74.24 | 60.14 | 45.74 | 30.65 | 15.39 | 2:24.37 | |
| | | Speed (m/s) | 15.51 | 14.33 | 13.21 | 13.35 | 13.84 | 14.18 | 13.89 | 13.25 | 13.11 | 13.00 | 13.71 | |
| | | Stride length (m) | 6.39 | 6.34 | 5.98 | 6.12 | 6.16 | 6.30 | 6.29 | 6.07 | 5.92 | 5.86 | 6.13 | |
| | | Stride duration (s) | 0.415 | 0.442 | 0.452 | 0.458 | 0.445 | 0.444 | 0.453 | 0.458 | 0.451 | 0.451 | 0.447 | |
| | | Stride efficiency (%) | 63.86 | 62.74 | 55.85 | 58.44 | 59.21 | 61.98 | 61.84 | 57.61 | 54.73 | 53.60 | 58.79 | |
| | | Stride count | 28.16 | 31.56 | 33.46 | 32.70 | 32.49 | 31.76 | 31.79 | 32.94 | 33.80 | 34.15 | 322.81 | |

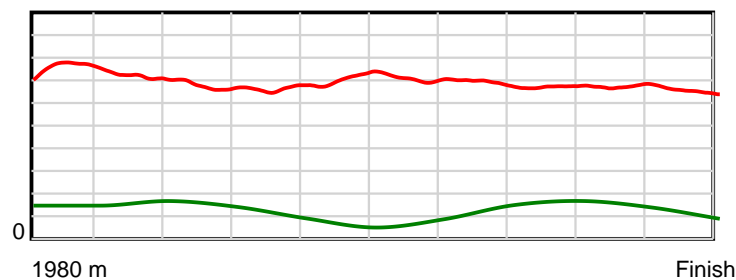
10 m Stride length



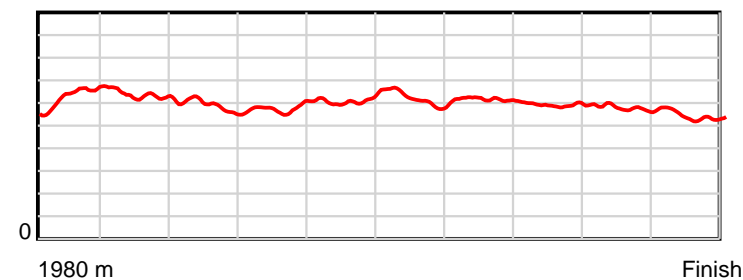
0.6 s Stride duration



20 m/sec Speed



100 % Stride efficiency



Note: Horizontal distance axis grid lines are 200m furlongs.

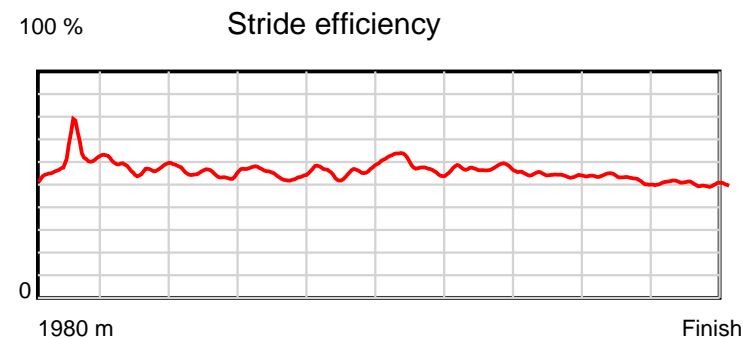
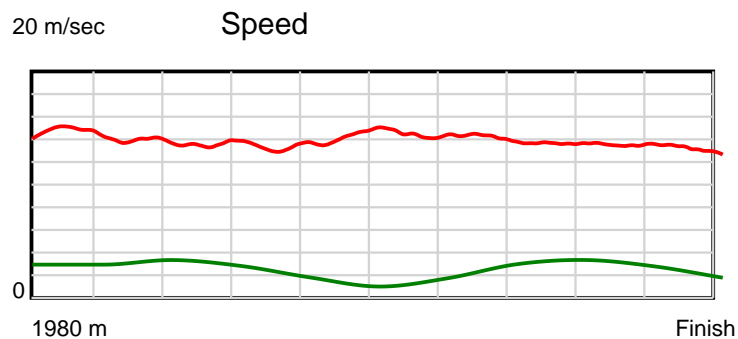
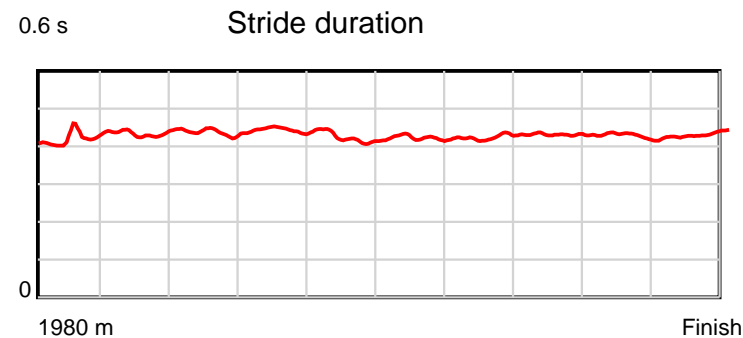
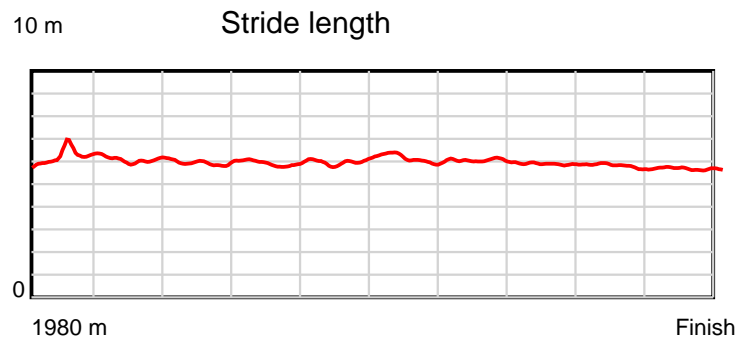
Disclaimer.

HRNZ and NZMTC and Thoroughbred Ratings Pty Ltd accepts no responsibility for the completeness or accuracy of any of the information contained herein, and makes no representations about its suitability for any particular purpose. Users should make their own judgements about those matters and/or seek independent advice. You assume all risks associated with use of the data provided on this page.

Race Results

March 22, 2019, Race 3, HRS CONSTRUCTION MOBILE PACE, Distance 1980m, Addington - Survey 1980m

| Result | TAB no. | Horse (Barrier) | 1980 to | 1800m to | 1600m to | 1400m to | 1200m to | 1000m to | 800m to | 600m to | 400m to | 200m to | Total or | Margin |
|--------|---------|------------------------------|--------------|--------------|--------------|--------------|--------------|-------------|-------------|-------------|-------------|-----------|----------------|--------|
| 7th | 2 | Doctor Tim (2) | 1800m | 1600m | 1400m | 1200m | 1000m | 800m | 600m | 400m | 200m | WP | Average | |
| | | Position in running (margin) | - | 6(3.5) | 8(5.5) | 8(6.7) | 10(7.0) | 10(6.7) | 9(6.5) | 8(5.9) | 7(5.2) | 8(6.5) | | 7.90 |
| | | Sectional time (s) | 11.93 | 14.43 | 15.04 | 14.90 | 14.45 | 13.99 | 14.00 | 14.98 | 15.33 | 15.43 | | |
| | | Cumulative time (s) | 144.48 | 132.55 | 118.12 | 103.08 | 88.18 | 73.73 | 59.74 | 45.74 | 30.76 | 15.43 | 2:24.48 | |
| | | Speed (m/s) | 15.09 | 13.86 | 13.30 | 13.42 | 13.84 | 14.30 | 14.29 | 13.35 | 13.05 | 12.96 | 13.70 | |
| | | Stride length (m) | 6.21 | 6.02 | 5.81 | 5.95 | 5.85 | 6.04 | 6.07 | 5.75 | 5.57 | 5.60 | 5.88 | |
| | | Stride duration (s) | 0.418 | 0.434 | 0.437 | 0.443 | 0.423 | 0.423 | 0.425 | 0.431 | 0.427 | 0.432 | 0.429 | |
| | | Stride efficiency (%) | 60.36 | 56.62 | 52.80 | 55.24 | 53.57 | 57.00 | 57.56 | 51.75 | 48.53 | 49.09 | 54.01 | |
| | | Stride count | 28.96 | 33.23 | 34.41 | 33.64 | 34.16 | 33.11 | 32.95 | 34.75 | 35.89 | 35.69 | 336.79 | |



Note: Horizontal distance axis grid lines are 200m furlongs.

Disclaimer.

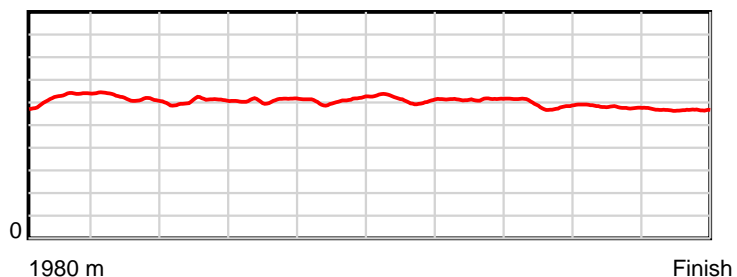
HRNZ and NZMTC and Thoroughbred Ratings Pty Ltd accepts no responsibility for the completeness or accuracy of any of the information contained herein, and makes no representations about its suitability for any particular purpose. Users should make their own judgements about those matters and/or seek independent advice. You assume all risks associated with use of the data provided on this page.

Race Results

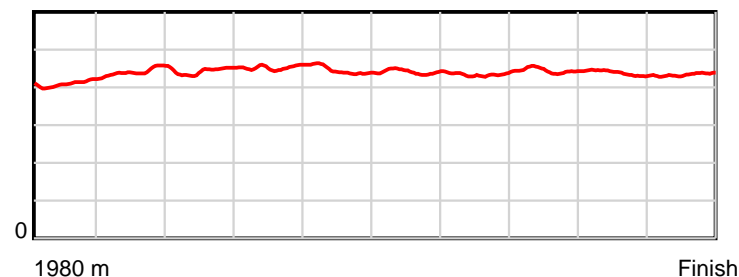
March 22, 2019, Race 3, HRS CONSTRUCTION MOBILE PACE, Distance 1980m, Addington - Survey 1980m

| Result | TAB no. | Horse (Barrier) | 1980 to | 1800m to | 1600m to | 1400m to | 1200m to | 1000m to | 800m to | 600m to | 400m to | 200m to | Total or | Margin |
|--------|---------|------------------------------|---------|----------|----------|----------|----------|----------|---------|---------|---------|---------|----------|--------|
| 8th | 1 | Delightful Maj... (1) | 1800m | 1600m | 1400m | 1200m | 1000m | 800m | 600m | 400m | 200m | WP | Average | |
| | | Position in running (margin) | - | 4(1.7) | 4(2.8) | 3(2.2) | 3(2.2) | 6(3.3) | 6(4.2) | 6(4.4) | 8(5.5) | 7(6.4) | | 7.90 |
| | | Sectional time (s) | 11.64 | 14.29 | 14.74 | 14.84 | 14.69 | 14.18 | 14.13 | 15.29 | 15.26 | 15.44 | | |
| | | Cumulative time (s) | 144.50 | 132.86 | 118.57 | 103.83 | 88.99 | 74.30 | 60.12 | 45.99 | 30.70 | 15.44 | 2:24.50 | |
| | | Speed (m/s) | 15.46 | 14.00 | 13.57 | 13.48 | 13.61 | 14.10 | 14.15 | 13.08 | 13.11 | 12.95 | 13.70 | |
| | | Stride length (m) | 6.25 | 6.20 | 6.01 | 6.10 | 6.05 | 6.23 | 6.14 | 5.81 | 5.75 | 5.61 | 6.01 | |
| | | Stride duration (s) | 0.410 | 0.443 | 0.443 | 0.452 | 0.444 | 0.442 | 0.434 | 0.444 | 0.438 | 0.433 | 0.438 | |
| | | Stride efficiency (%) | 61.08 | 59.99 | 56.47 | 58.10 | 57.18 | 60.59 | 58.96 | 52.79 | 51.61 | 49.25 | 56.35 | |
| | | Stride count | 28.79 | 32.28 | 33.27 | 32.80 | 33.06 | 32.12 | 32.56 | 34.41 | 34.80 | 35.63 | 329.72 | |

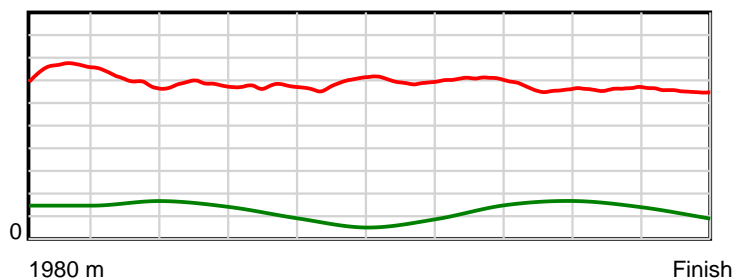
10 m Stride length



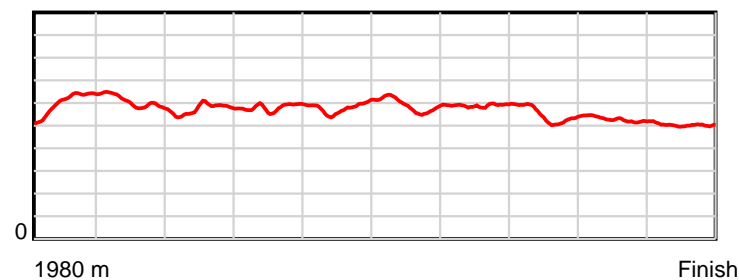
0.6 s Stride duration



20 m/sec Speed



100 % Stride efficiency



Note: Horizontal distance axis grid lines are 200m furlongs.

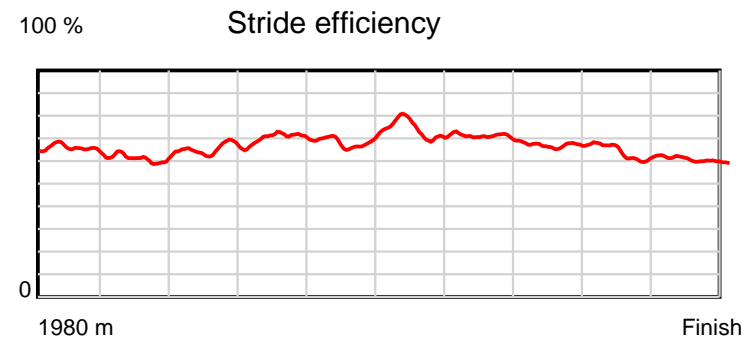
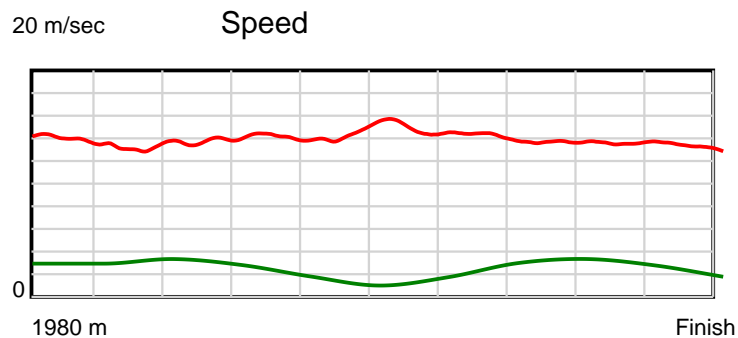
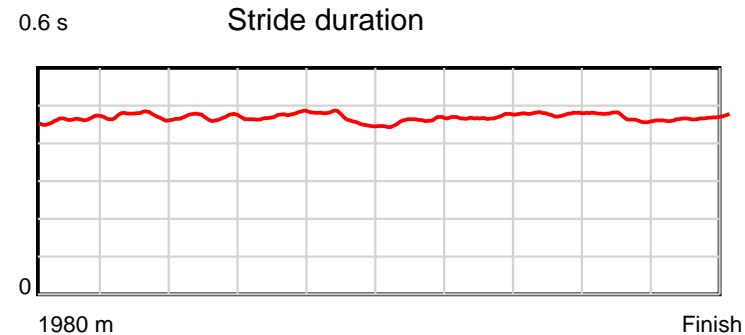
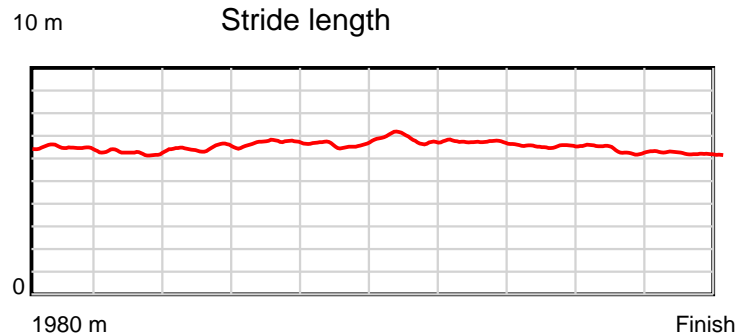
Disclaimer.

HRNZ and NZMTC and Thoroughbred Ratings Pty Ltd accepts no responsibility for the completeness or accuracy of any of the information contained herein, and makes no representations about its suitability for any particular purpose. Users should make their own judgements about those matters and/or seek independent advice. You assume all risks associated with use of the data provided on this page.

Race Results

March 22, 2019, Race 3, HRS CONSTRUCTION MOBILE PACE, Distance 1980m, Addington - Survey 1980m

| Result | TAB no. | Horse (Barrier) | 1980 to | 1800m to | 1600m to | 1400m to | 1200m to | 1000m to | 800m to | 600m to | 400m to | 200m to | Total or | Margin |
|--------|---------|------------------------------|--------------|--------------|--------------|--------------|--------------|-------------|-------------|-------------|-------------|-----------|----------------|--------|
| 9th | 9 | Sociable (9) | 1800m | 1600m | 1400m | 1200m | 1000m | 800m | 600m | 400m | 200m | WP | Average | |
| | | Position in running (margin) | - | 12(8.2) | 13(15.6) | 13(15.5) | 13(11.2) | 13(10.0) | 12(8.4) | 11(7.7) | 9(6.6) | 9(8.0) | | 8.50 |
| | | Sectional time (s) | 12.89 | 15.34 | 14.83 | 14.12 | 14.32 | 13.75 | 13.99 | 14.93 | 15.33 | 15.09 | | |
| | | Cumulative time (s) | 144.59 | 131.70 | 116.36 | 101.53 | 87.41 | 73.09 | 59.34 | 45.35 | 30.42 | 15.09 | 2:24.59 | |
| | | Speed (m/s) | 13.96 | 13.04 | 13.49 | 14.16 | 13.97 | 14.55 | 14.30 | 13.40 | 13.05 | 13.25 | 13.69 | |
| | | Stride length (m) | 6.50 | 6.17 | 6.33 | 6.72 | 6.47 | 6.71 | 6.72 | 6.41 | 6.09 | 6.20 | 6.43 | |
| | | Stride duration (s) | 0.464 | 0.473 | 0.470 | 0.474 | 0.463 | 0.462 | 0.470 | 0.478 | 0.467 | 0.468 | 0.469 | |
| | | Stride efficiency (%) | 66.06 | 59.45 | 62.68 | 70.47 | 65.49 | 70.44 | 70.67 | 64.17 | 58.03 | 60.14 | 64.52 | |
| | | Stride count | 27.68 | 32.42 | 31.58 | 29.78 | 30.89 | 29.79 | 29.74 | 31.21 | 32.82 | 32.24 | 308.15 | |



Note: Horizontal distance axis grid lines are 200m furlongs.

Disclaimer.

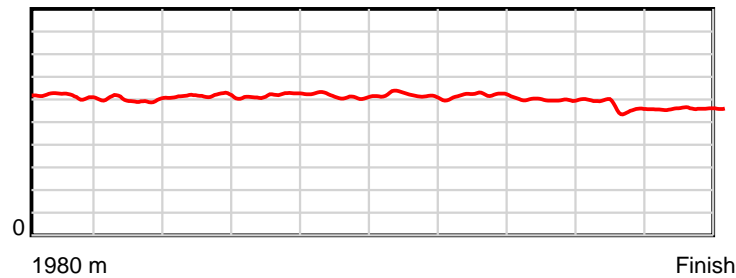
HRNZ and NZMTC and Thoroughbred Ratings Pty Ltd accepts no responsibility for the completeness or accuracy of any of the information contained herein, and makes no representations about its suitability for any particular purpose. Users should make their own judgements about those matters and/or seek independent advice. You assume all risks associated with use of the data provided on this page.

Race Results

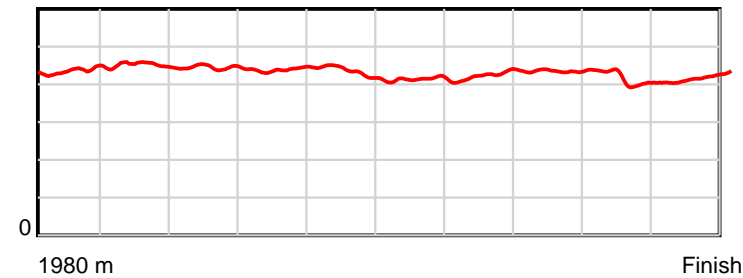
March 22, 2019, Race 3, HRS CONSTRUCTION MOBILE PACE, Distance 1980m, Addington - Survey 1980m

| Result | TAB no. | Horse (Barrier) | 1980 to | 1800m to | 1600m to | 1400m to | 1200m to | 1000m to | 800m to | 600m to | 400m to | 200m to | Total or | Margin |
|--------|---------|------------------------------|--------------|--------------|--------------|--------------|--------------|-------------|-------------|-------------|-------------|-----------|----------------|--------|
| 10th | 14 | Kotare Cullen (14) | 1800m | 1600m | 1400m | 1200m | 1000m | 800m | 600m | 400m | 200m | WP | Average | |
| | | Position in running (margin) | - | 14(10.0) | 14(18.7) | 14(18.4) | 14(13.9) | 14(13.5) | 14(10.5) | 13(8.8) | 14(9.0) | 14(9.9) | | 9.20 |
| | | Sectional time (s) | 13.18 | 15.55 | 14.79 | 14.10 | 14.44 | 13.53 | 13.81 | 15.14 | 15.25 | 14.93 | | |
| | | Cumulative time (s) | 144.72 | 131.54 | 115.99 | 101.20 | 87.10 | 72.66 | 59.13 | 45.32 | 30.18 | 14.93 | 2:24.72 | |
| | | Speed (m/s) | 13.65 | 12.86 | 13.52 | 14.18 | 13.85 | 14.78 | 14.48 | 13.21 | 13.11 | 13.40 | 13.68 | |
| | | Stride length (m) | 6.16 | 5.80 | 6.01 | 6.23 | 6.00 | 6.10 | 6.17 | 5.75 | 5.41 | 5.61 | 5.91 | |
| | | Stride duration (s) | 0.436 | 0.451 | 0.445 | 0.439 | 0.433 | 0.413 | 0.426 | 0.435 | 0.413 | 0.419 | 0.432 | |
| | | Stride efficiency (%) | 59.25 | 52.57 | 56.53 | 60.69 | 56.22 | 58.19 | 59.51 | 51.66 | 45.77 | 49.20 | 54.61 | |
| | | Stride count | 29.23 | 34.48 | 33.25 | 32.09 | 33.34 | 32.77 | 32.41 | 34.78 | 36.96 | 35.64 | 334.95 | |

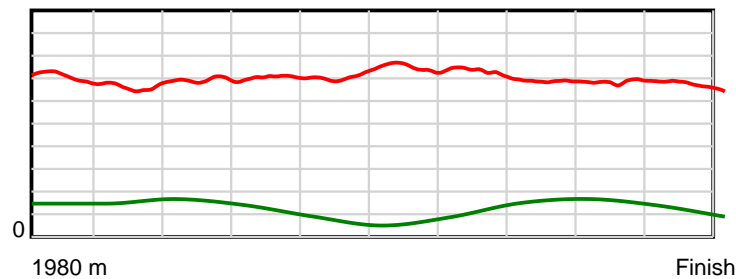
10 m Stride length



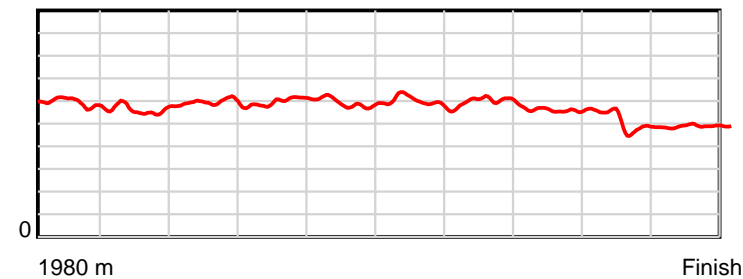
0.6 s Stride duration



20 m/sec Speed



100 % Stride efficiency



Note: Horizontal distance axis grid lines are 200m furlongs.

Disclaimer.

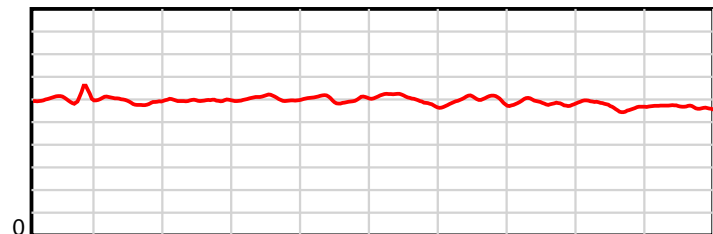
HRNZ and NZMTC and Thoroughbred Ratings Pty Ltd accepts no responsibility for the completeness or accuracy of any of the information contained herein, and makes no representations about its suitability for any particular purpose. Users should make their own judgements about those matters and/or seek independent advice. You assume all risks associated with use of the data provided on this page.

Race Results

March 22, 2019, Race 3, HRS CONSTRUCTION MOBILE PACE, Distance 1980m, Addington - Survey 1980m

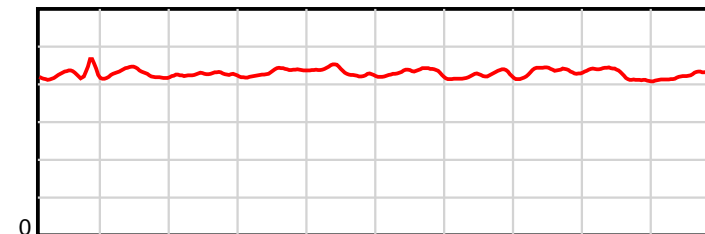
| Result | TAB no. | Horse (Barrier) | 1980 to | 1800m to | 1600m to | 1400m to | 1200m to | 1000m to | 800m to | 600m to | 400m to | 200m to | Total or | Margin |
|--------|---------|------------------------------|--------------|--------------|--------------|--------------|--------------|-------------|-------------|-------------|-------------|-----------|----------------|--------|
| 11th | 13 | Samskara (13) | 1800m | 1600m | 1400m | 1200m | 1000m | 800m | 600m | 400m | 200m | WP | Average | |
| | | Position in running (margin) | - | 13(9.2) | 11(12.0) | 10(10.1) | 11(7.3) | 11(7.4) | 13(9.3) | 14(9.7) | 13(9.0) | 12(9.1) | | 9.50 |
| | | Sectional time (s) | 13.03 | 14.58 | 14.51 | 14.39 | 14.53 | 14.34 | 14.17 | 14.99 | 15.12 | 15.13 | | |
| | | Cumulative time (s) | 144.79 | 131.76 | 117.18 | 102.67 | 88.28 | 73.75 | 59.41 | 45.24 | 30.25 | 15.13 | 2:24.79 | |
| | | Speed (m/s) | 13.81 | 13.72 | 13.78 | 13.90 | 13.76 | 13.95 | 14.11 | 13.34 | 13.23 | 13.22 | 13.67 | |
| | | Stride length (m) | 6.02 | 5.88 | 5.88 | 6.02 | 5.95 | 6.03 | 5.98 | 5.81 | 5.62 | 5.64 | 5.88 | |
| | | Stride duration (s) | 0.425 | 0.429 | 0.427 | 0.433 | 0.432 | 0.432 | 0.424 | 0.435 | 0.425 | 0.427 | 0.430 | |
| | | Stride efficiency (%) | 56.62 | 54.07 | 53.99 | 56.66 | 55.36 | 56.87 | 55.97 | 52.67 | 49.43 | 49.72 | 54.02 | |
| | | Stride count | 29.90 | 34.00 | 34.02 | 33.21 | 33.60 | 33.15 | 33.42 | 34.45 | 35.56 | 35.45 | 336.76 | |

10 m Stride length



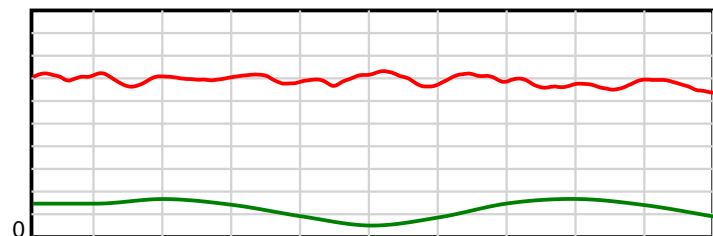
1980 m Finish

0.6 s Stride duration



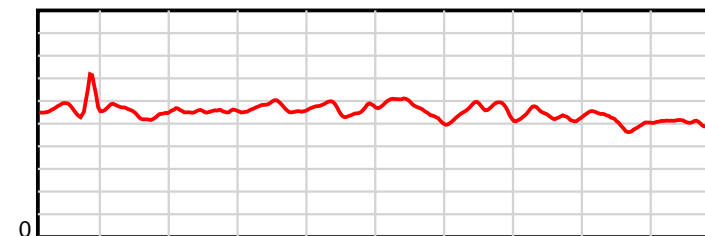
1980 m Finish

20 m/sec Speed



1980 m Finish

100 % Stride efficiency



1980 m Finish

Note: Horizontal distance axis grid lines are 200m furlongs.

Disclaimer.

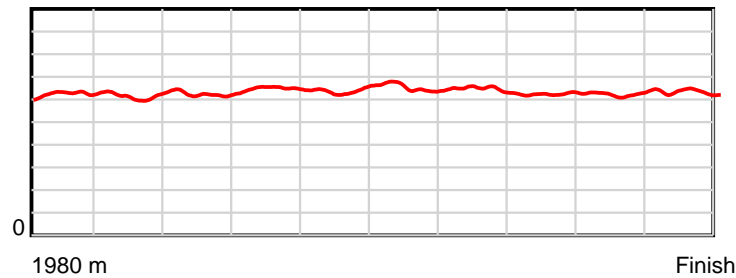
HRNZ and NZMTC and Thoroughbred Ratings Pty Ltd accepts no responsibility for the completeness or accuracy of any of the information contained herein, and makes no representations about its suitability for any particular purpose. Users should make their own judgements about those matters and/or seek independent advice. You assume all risks associated with use of the data provided on this page.

Race Results

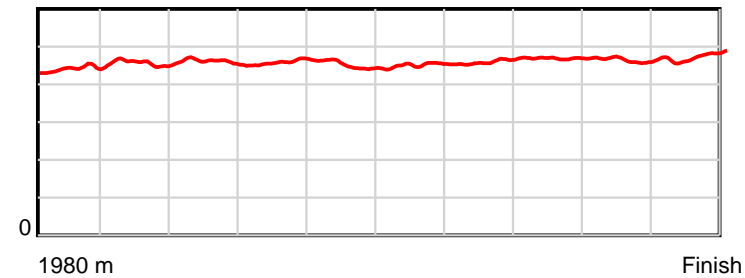
March 22, 2019, Race 3, HRS CONSTRUCTION MOBILE PACE, Distance 1980m, Addington - Survey 1980m

| Result | TAB no. | Horse (Barrier) | 1980 to | 1800m to | 1600m to | 1400m to | 1200m to | 1000m to | 800m to | 600m to | 400m to | 200m to | Total or | Margin |
|--------|---------|------------------------------|---------|----------|----------|----------|----------|----------|---------|---------|---------|---------|----------|--------|
| 12th | 3 | Santanna Mach (3) | 1800m | 1600m | 1400m | 1200m | 1000m | 800m | 600m | 400m | 200m | WP | Average | |
| | | Position in running (margin) | - | 10(6.6) | 12(12.5) | 12(13.7) | 12(9.3) | 12(8.2) | 11(7.3) | 12(8.1) | 12(8.5) | 13(9.7) | | 9.60 |
| | | Sectional time (s) | 12.54 | 15.09 | 15.04 | 14.12 | 14.31 | 13.89 | 14.22 | 15.17 | 15.32 | 15.10 | | |
| | | Cumulative time (s) | 144.80 | 132.26 | 117.17 | 102.13 | 88.01 | 73.70 | 59.81 | 45.59 | 30.42 | 15.10 | 2:24.80 | |
| | | Speed (m/s) | 14.35 | 13.25 | 13.30 | 14.16 | 13.98 | 14.40 | 14.06 | 13.18 | 13.05 | 13.25 | 13.67 | |
| | | Stride length (m) | 6.30 | 6.05 | 6.13 | 6.50 | 6.30 | 6.50 | 6.47 | 6.18 | 6.07 | 6.28 | 6.27 | |
| | | Stride duration (s) | 0.441 | 0.456 | 0.461 | 0.459 | 0.451 | 0.451 | 0.460 | 0.469 | 0.465 | 0.474 | 0.459 | |
| | | Stride efficiency (%) | 62.11 | 57.20 | 58.71 | 65.98 | 62.03 | 65.93 | 65.35 | 59.67 | 57.56 | 61.55 | 61.48 | |
| | | Stride count | 28.55 | 33.06 | 32.63 | 30.78 | 31.74 | 30.79 | 30.93 | 32.36 | 32.95 | 31.87 | 315.66 | |

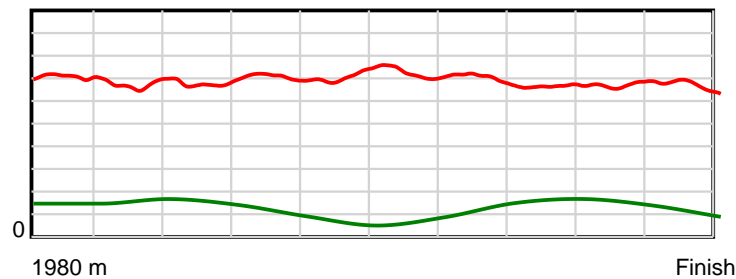
10 m Stride length



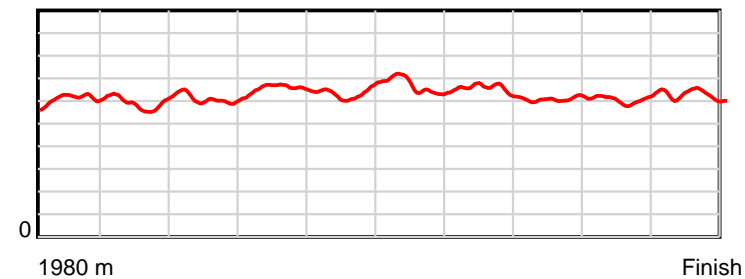
0.6 s Stride duration



20 m/sec Speed



100 % Stride efficiency



Note: Horizontal distance axis grid lines are 200m furlongs.

Disclaimer.

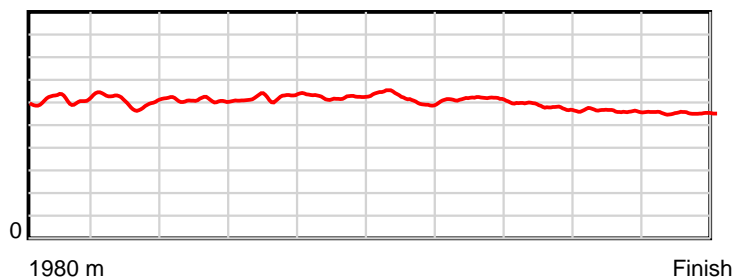
HRNZ and NZMTC and Thoroughbred Ratings Pty Ltd accepts no responsibility for the completeness or accuracy of any of the information contained herein, and makes no representations about its suitability for any particular purpose. Users should make their own judgements about those matters and/or seek independent advice. You assume all risks associated with use of the data provided on this page.

Race Results

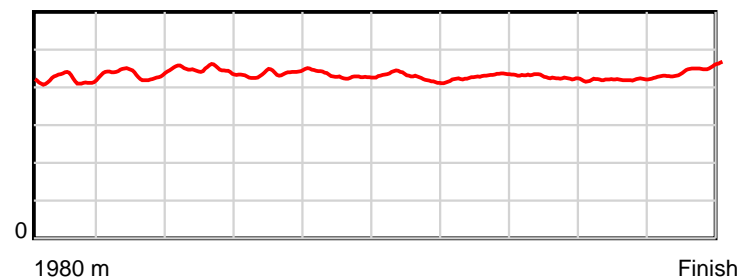
March 22, 2019, Race 3, HRS CONSTRUCTION MOBILE PACE, Distance 1980m, Addington - Survey 1980m

| Result | TAB no. | Horse (Barrier) | 1980 to | 1800m to | 1600m to | 1400m to | 1200m to | 1000m to | 800m to | 600m to | 400m to | 200m to | Total or | Margin |
|--------|---------|------------------------------|--------------|--------------|--------------|--------------|--------------|-------------|-------------|-------------|-------------|-----------|----------------|--------|
| 13th | 12 | Cast No Shadow (12) | 1800m | 1600m | 1400m | 1200m | 1000m | 800m | 600m | 400m | 200m | WP | Average | |
| | | Position in running (margin) | - | 11(7.6) | 10(10.5) | 11(11.5) | 9(6.6) | 7(4.9) | 7(4.7) | 5(4.2) | 5(4.0) | 6(5.7) | | 11.30 |
| | | Sectional time (s) | 12.66 | 14.60 | 15.00 | 14.03 | 14.22 | 13.99 | 14.02 | 15.07 | 15.40 | 16.12 | | |
| | | Cumulative time (s) | 145.11 | 132.45 | 117.85 | 102.85 | 88.82 | 74.60 | 60.61 | 46.59 | 31.52 | 16.12 | 2:25.11 | |
| | | Speed (m/s) | 14.22 | 13.70 | 13.33 | 14.26 | 14.06 | 14.30 | 14.27 | 13.27 | 12.99 | 12.41 | 13.64 | |
| | | Stride length (m) | 6.11 | 5.96 | 5.97 | 6.24 | 6.05 | 6.09 | 6.13 | 5.65 | 5.48 | 5.55 | 5.91 | |
| | | Stride duration (s) | 0.421 | 0.435 | 0.447 | 0.438 | 0.430 | 0.426 | 0.429 | 0.426 | 0.422 | 0.448 | 0.433 | |
| | | Stride efficiency (%) | 58.41 | 55.57 | 55.63 | 60.81 | 57.29 | 57.96 | 58.68 | 49.89 | 46.85 | 48.19 | 54.59 | |
| | | Stride count | 29.44 | 33.54 | 33.52 | 32.06 | 33.03 | 32.84 | 32.64 | 35.40 | 36.52 | 36.02 | 335.01 | |

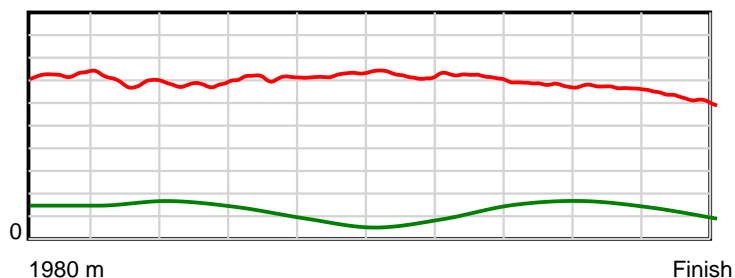
10 m Stride length



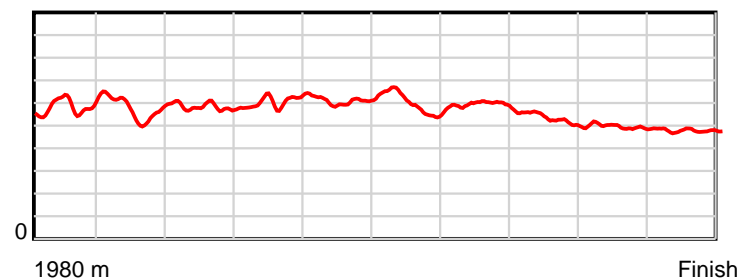
0.6 s Stride duration



20 m/sec Speed



100 % Stride efficiency



Note: Horizontal distance axis grid lines are 200m furlongs.

Disclaimer.

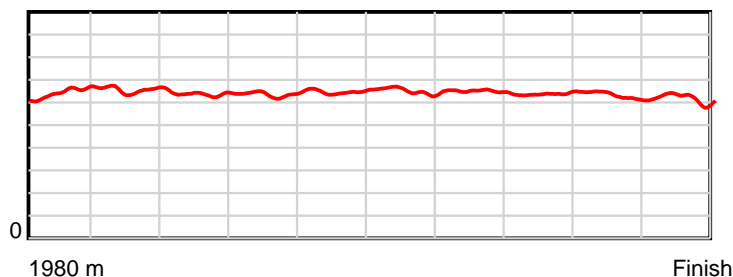
HRNZ and NZMTC and Thoroughbred Ratings Pty Ltd accepts no responsibility for the completeness or accuracy of any of the information contained herein, and makes no representations about its suitability for any particular purpose. Users should make their own judgements about those matters and/or seek independent advice. You assume all risks associated with use of the data provided on this page.

Race Results

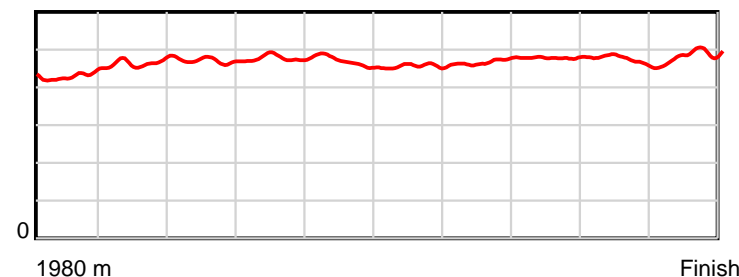
March 22, 2019, Race 3, HRS CONSTRUCTION MOBILE PACE, Distance 1980m, Addington - Survey 1980m

| Result | TAB no. | Horse (Barrier) | 1980 to | 1800m to | 1600m to | 1400m to | 1200m to | 1000m to | 800m to | 600m to | 400m to | 200m to | Total or | Margin |
|--------|---------|------------------------------|--------------|--------------|--------------|--------------|--------------|-------------|-------------|-------------|-------------|-----------|----------------|--------|
| 14th | 4 | Stompem (4) | 1800m | 1600m | 1400m | 1200m | 1000m | 800m | 600m | 400m | 200m | WP | Average | |
| | | Position in running (margin) | - | 5(2.4) | 5(3.6) | 5(4.5) | 7(4.6) | 9(5.4) | 8(5.5) | 9(6.8) | 10(6.7) | 11(8.4) | | 12.40 |
| | | Sectional time (s) | 12.02 | 14.31 | 14.99 | 14.86 | 14.64 | 14.05 | 14.30 | 15.10 | 15.39 | 15.64 | | |
| | | Cumulative time (s) | 145.30 | 133.28 | 118.97 | 103.98 | 89.12 | 74.48 | 60.43 | 46.13 | 31.03 | 15.64 | 2:25.30 | |
| | | Speed (m/s) | 14.97 | 13.98 | 13.34 | 13.46 | 13.66 | 14.23 | 13.99 | 13.25 | 13.00 | 12.79 | 13.63 | |
| | | Stride length (m) | 6.49 | 6.50 | 6.28 | 6.43 | 6.39 | 6.50 | 6.54 | 6.34 | 6.13 | 6.23 | 6.38 | |
| | | Stride duration (s) | 0.430 | 0.465 | 0.470 | 0.477 | 0.468 | 0.457 | 0.468 | 0.479 | 0.472 | 0.487 | 0.468 | |
| | | Stride efficiency (%) | 65.77 | 66.11 | 61.60 | 64.52 | 63.86 | 66.09 | 66.82 | 62.79 | 58.69 | 60.71 | 63.59 | |
| | | Stride count | 27.75 | 30.75 | 31.86 | 31.13 | 31.29 | 30.75 | 30.58 | 31.55 | 32.64 | 32.09 | 310.39 | |

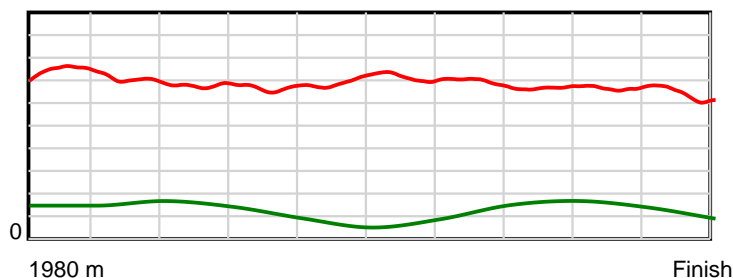
10 m Stride length



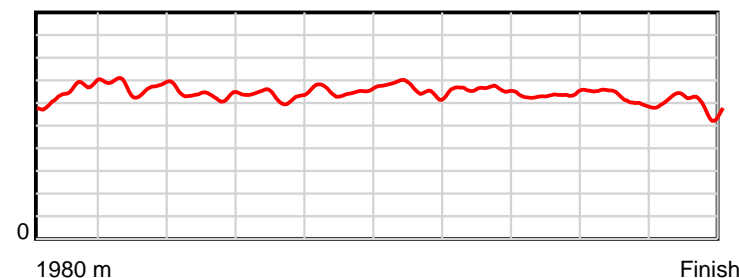
0.6 s Stride duration



20 m/sec Speed



100 % Stride efficiency



Note: Horizontal distance axis grid lines are 200m furlongs.

Disclaimer.

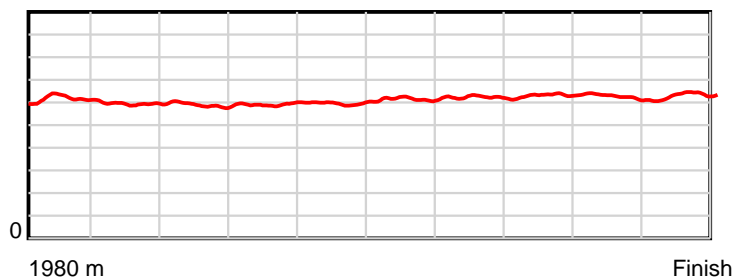
HRNZ and NZMTC and Thoroughbred Ratings Pty Ltd accepts no responsibility for the completeness or accuracy of any of the information contained herein, and makes no representations about its suitability for any particular purpose. Users should make their own judgements about those matters and/or seek independent advice. You assume all risks associated with use of the data provided on this page.

Race Results

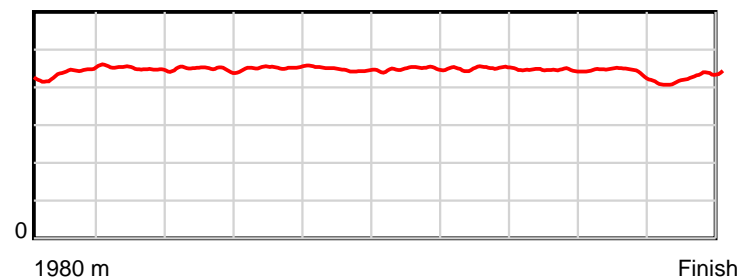
March 22, 2019, Race 4, NEVELE R FILLIES SERIES NO.41 (HEAT 4) MOBILE PACE, Distance 1980m, Addington - Survey 1980m

| Result | TAB no. | Horse (Barrier) | 1980 to | 1800m to | 1600m to | 1400m to | 1200m to | 1000m to | 800m to | 600m to | 400m to | 200m to | Total or | Margin |
|--------|---------|------------------------------|--------------|--------------|--------------|--------------|--------------|-------------|-------------|-------------|-------------|-----------|----------------|--------|
| 1st | 5 | Kayla Marie (4) | 1800m | 1600m | 1400m | 1200m | 1000m | 800m | 600m | 400m | 200m | WP | Average | |
| | | Position in running (margin) | - | 4(4.1) | 4(5.3) | 3(3.7) | 3(2.9) | 4(2.3) | 4(2.3) | 4(2.0) | 3(1.9) | 3(1.6) | | 0.00 |
| | | Sectional time (s) | 12.82 | 15.34 | 15.56 | 15.26 | 15.19 | 14.67 | 14.46 | 14.29 | 14.38 | 13.47 | | |
| | | Cumulative time (s) | 145.44 | 132.62 | 117.28 | 101.72 | 86.46 | 71.27 | 56.60 | 42.14 | 27.85 | 13.47 | 2:25.44 | |
| | | Speed (m/s) | 14.04 | 13.04 | 12.85 | 13.11 | 13.17 | 13.63 | 13.83 | 14.00 | 13.91 | 14.85 | 13.61 | |
| | | Stride length (m) | 6.19 | 5.87 | 5.76 | 5.94 | 5.89 | 6.12 | 6.23 | 6.24 | 6.12 | 6.34 | 6.06 | |
| | | Stride duration (s) | 0.438 | 0.450 | 0.449 | 0.453 | 0.447 | 0.449 | 0.451 | 0.446 | 0.440 | 0.427 | 0.445 | |
| | | Stride efficiency (%) | 59.85 | 53.89 | 51.92 | 55.07 | 54.24 | 58.53 | 60.72 | 60.81 | 58.57 | 62.80 | 57.46 | |
| | | Stride count | 29.09 | 34.06 | 34.70 | 33.69 | 33.95 | 32.68 | 32.08 | 32.06 | 32.67 | 31.55 | 326.53 | |

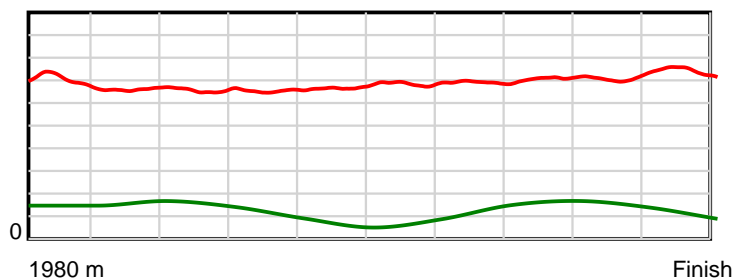
10 m Stride length



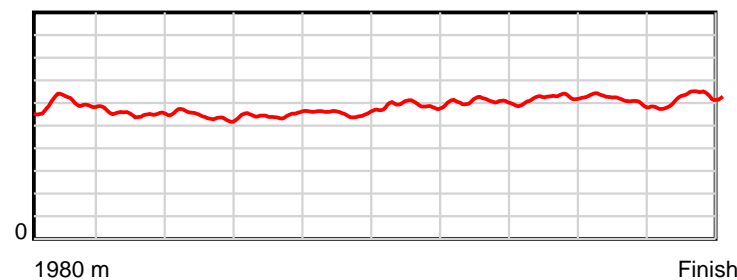
0.6 s Stride duration



20 m/sec Speed



100 % Stride efficiency



Note: Horizontal distance axis grid lines are 200m furlongs.

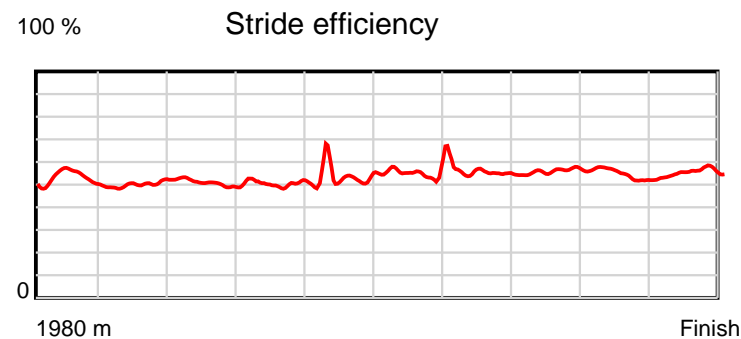
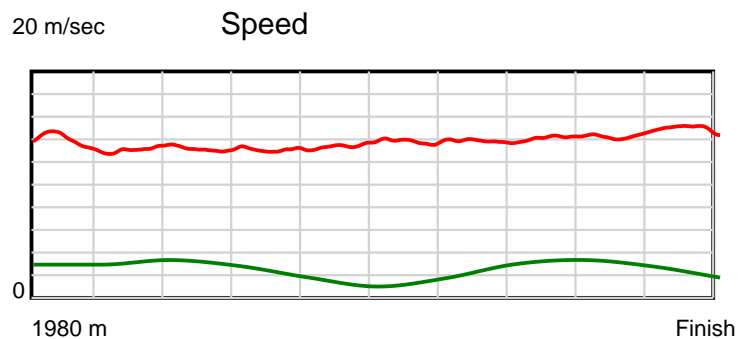
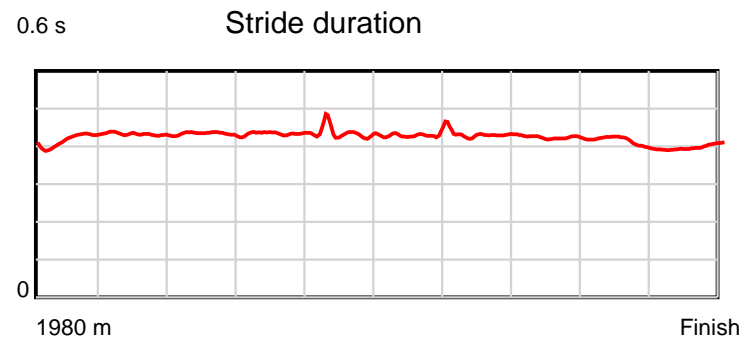
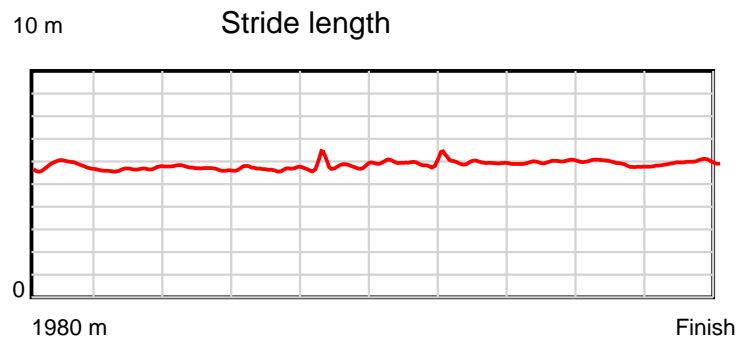
Disclaimer.

HRNZ and NZMTC and Thoroughbred Ratings Pty Ltd accepts no responsibility for the completeness or accuracy of any of the information contained herein, and makes no representations about its suitability for any particular purpose. Users should make their own judgements about those matters and/or seek independent advice. You assume all risks associated with use of the data provided on this page.

Race Results

March 22, 2019, Race 4, NEVELE R FILLIES SERIES NO.41 (HEAT 4) MOBILE PACE, Distance 1980m, Addington - Survey 1980m

| Result | TAB no. | Horse (Barrier) | 1980 to | 1800m to | 1600m to | 1400m to | 1200m to | 1000m to | 800m to | 600m to | 400m to | 200m to | Total or | Margin |
|--------|---------|------------------------------|---------|----------|----------|----------|----------|----------|---------|---------|---------|---------|----------|--------|
| 2nd | 6 | Garta (5) | 1800m | 1600m | 1400m | 1200m | 1000m | 800m | 600m | 400m | 200m | WP | Average | |
| | | Position in running (margin) | - | 6(5.3) | 6(7.1) | 5(5.6) | 5(4.6) | 6(3.8) | 6(4.0) | 5(3.3) | 5(3.5) | 5(3.0) | | 0.80 |
| | | Sectional time (s) | 13.07 | 15.46 | 15.56 | 15.22 | 15.17 | 14.69 | 14.40 | 14.33 | 14.35 | 13.34 | | |
| | | Cumulative time (s) | 145.59 | 132.52 | 117.06 | 101.50 | 86.28 | 71.11 | 56.42 | 42.02 | 27.69 | 13.34 | 2:25.59 | |
| | | Speed (m/s) | 13.77 | 12.94 | 12.85 | 13.14 | 13.18 | 13.61 | 13.89 | 13.96 | 13.94 | 14.99 | 13.60 | |
| | | Stride length (m) | 5.84 | 5.60 | 5.57 | 5.71 | 5.71 | 5.86 | 5.96 | 5.90 | 5.73 | 5.98 | 5.78 | |
| | | Stride duration (s) | 0.418 | 0.433 | 0.433 | 0.435 | 0.433 | 0.430 | 0.430 | 0.423 | 0.411 | 0.399 | 0.425 | |
| | | Stride efficiency (%) | 53.36 | 48.95 | 48.42 | 51.00 | 51.02 | 53.60 | 55.60 | 54.43 | 51.39 | 55.90 | 52.27 | |
| | | Stride count | 30.80 | 35.73 | 35.93 | 35.01 | 35.00 | 34.15 | 33.53 | 33.89 | 34.88 | 33.44 | 342.36 | |



Note: Horizontal distance axis grid lines are 200m furlongs.

Disclaimer.

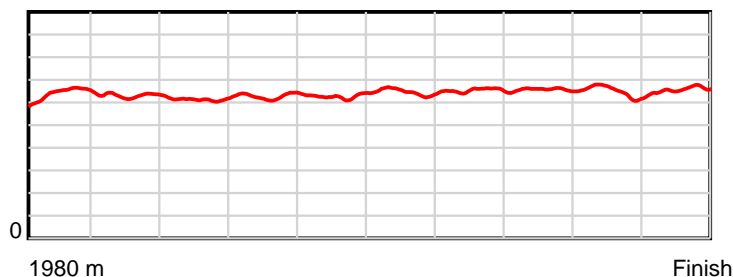
HRNZ and NZMTC and Thoroughbred Ratings Pty Ltd accepts no responsibility for the completeness or accuracy of any of the information contained herein, and makes no representations about its suitability for any particular purpose. Users should make their own judgements about those matters and/or seek independent advice. You assume all risks associated with use of the data provided on this page.

Race Results

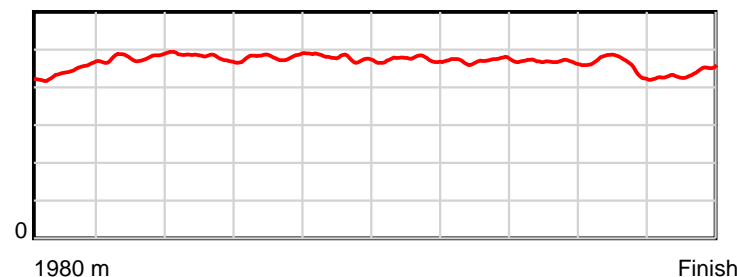
March 22, 2019, Race 4, NEVELE R FILLIES SERIES NO.41 (HEAT 4) MOBILE PACE, Distance 1980m, Addington - Survey 1980m

| Result | TAB no. | Horse (Barrier) | 1980 to | 1800m to | 1600m to | 1400m to | 1200m to | 1000m to | 800m to | 600m to | 400m to | 200m to | Total or | Margin |
|--------|---------|------------------------------|--------------|--------------|--------------|--------------|--------------|-------------|-------------|-------------|-------------|-----------|----------------|--------|
| 3rd | 1 | Kendra (0) | 1800m | 1600m | 1400m | 1200m | 1000m | 800m | 600m | 400m | 200m | WP | Average | |
| | | Position in running (margin) | - | 3(1.9) | 3(3.3) | 4(3.9) | 4(3.7) | 5(3.8) | 5(3.6) | 6(3.4) | 6(3.5) | 6(3.0) | | 1.20 |
| | | Sectional time (s) | 12.49 | 15.38 | 15.92 | 15.36 | 15.31 | 14.63 | 14.48 | 14.33 | 14.35 | 13.41 | | |
| | | Cumulative time (s) | 145.66 | 133.17 | 117.79 | 101.87 | 86.51 | 71.20 | 56.57 | 42.09 | 27.76 | 13.41 | 2:25.66 | |
| | | Speed (m/s) | 14.41 | 13.00 | 12.56 | 13.02 | 13.06 | 13.67 | 13.81 | 13.96 | 13.94 | 14.91 | 13.59 | |
| | | Stride length (m) | 6.44 | 6.24 | 6.04 | 6.28 | 6.24 | 6.48 | 6.50 | 6.53 | 6.39 | 6.57 | 6.37 | |
| | | Stride duration (s) | 0.444 | 0.480 | 0.481 | 0.482 | 0.477 | 0.474 | 0.471 | 0.468 | 0.459 | 0.441 | 0.468 | |
| | | Stride efficiency (%) | 64.71 | 60.85 | 56.97 | 61.57 | 60.83 | 65.65 | 66.09 | 66.65 | 63.84 | 67.45 | 63.33 | |
| | | Stride count | 27.97 | 32.05 | 33.12 | 31.86 | 32.06 | 30.86 | 30.75 | 30.62 | 31.29 | 30.44 | 311.02 | |

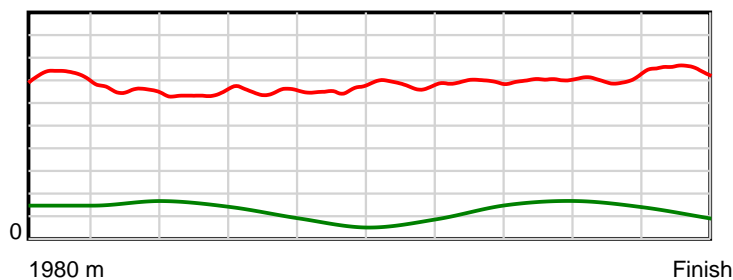
10 m Stride length



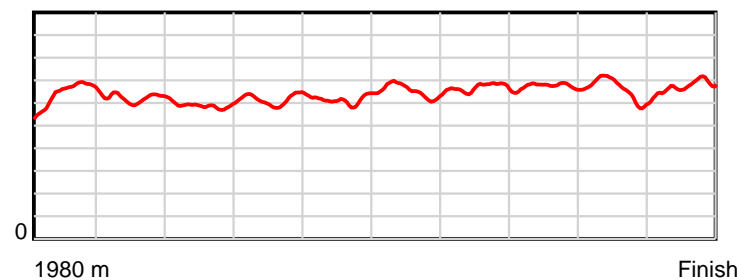
0.6 s Stride duration



20 m/sec Speed



100 % Stride efficiency



Note: Horizontal distance axis grid lines are 200m furlongs.

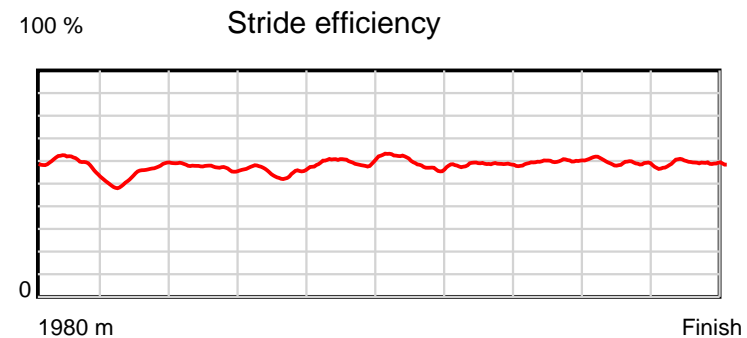
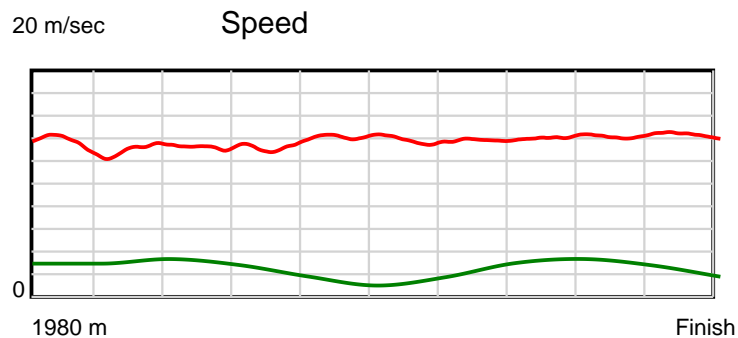
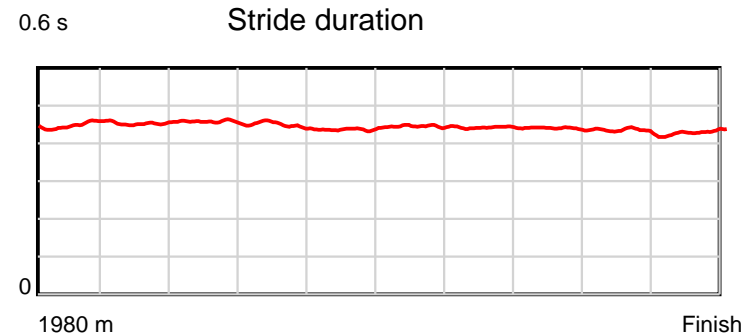
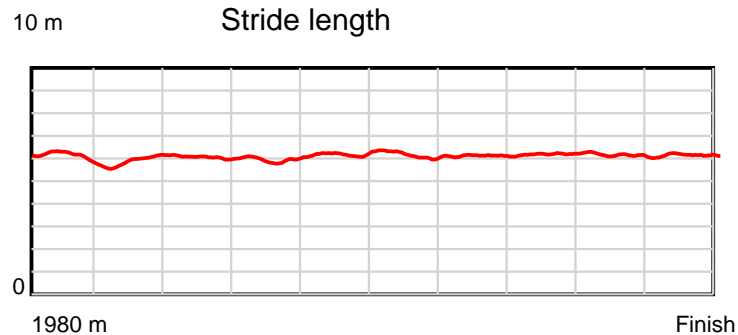
Disclaimer.

HRNZ and NZMTC and Thoroughbred Ratings Pty Ltd accepts no responsibility for the completeness or accuracy of any of the information contained herein, and makes no representations about its suitability for any particular purpose. Users should make their own judgements about those matters and/or seek independent advice. You assume all risks associated with use of the data provided on this page.

Race Results

March 22, 2019, Race 4, NEVELE R FILLIES SERIES NO.41 (HEAT 4) MOBILE PACE, Distance 1980m, Addington - Survey 1980m

| Result | TAB no. | Horse (Barrier) | 1980 to | 1800m to | 1600m to | 1400m to | 1200m to | 1000m to | 800m to | 600m to | 400m to | 200m to | Total or | Margin |
|--------|---------|------------------------------|--------------|--------------|--------------|--------------|--------------|-------------|-------------|-------------|-------------|-----------|----------------|--------|
| 4th | 7 | Bubbled Up (6) | 1800m | 1600m | 1400m | 1200m | 1000m | 800m | 600m | 400m | 200m | WP | Average | |
| | | Position in running (margin) | - | 7(6.2) | 7(9.5) | 7(7.4) | 6(5.7) | 2(1.1) | 2(0.9) | 2(0.2) | 1(0.0) | 1(0.0) | | 1.30 |
| | | Sectional time (s) | 13.27 | 15.69 | 15.48 | 15.10 | 14.53 | 14.63 | 14.40 | 14.27 | 14.43 | 13.88 | | |
| | | Cumulative time (s) | 145.68 | 132.41 | 116.72 | 101.24 | 86.14 | 71.61 | 56.98 | 42.58 | 28.31 | 13.88 | 2:25.68 | |
| | | Speed (m/s) | 13.56 | 12.75 | 12.92 | 13.25 | 13.76 | 13.67 | 13.89 | 14.02 | 13.86 | 14.41 | 13.59 | |
| | | Stride length (m) | 6.13 | 5.78 | 5.91 | 5.95 | 6.02 | 6.08 | 6.13 | 6.16 | 6.00 | 6.20 | 6.03 | |
| | | Stride duration (s) | 0.448 | 0.453 | 0.457 | 0.449 | 0.437 | 0.445 | 0.442 | 0.440 | 0.433 | 0.430 | 0.444 | |
| | | Stride efficiency (%) | 58.76 | 52.13 | 54.57 | 55.27 | 56.57 | 57.84 | 58.79 | 59.35 | 56.20 | 60.05 | 56.86 | |
| | | Stride count | 29.35 | 34.63 | 33.84 | 33.63 | 33.24 | 32.87 | 32.61 | 32.45 | 33.35 | 32.26 | 328.23 | |



Note: Horizontal distance axis grid lines are 200m furlongs.

Disclaimer.

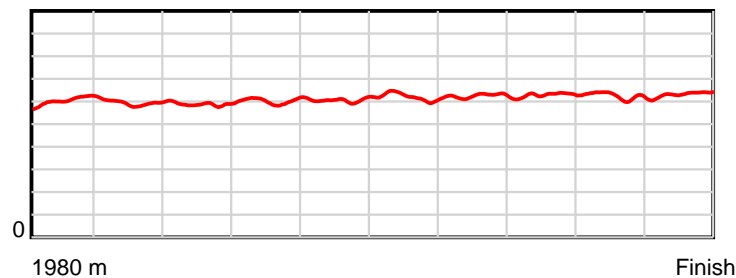
HRNZ and NZMTC and Thoroughbred Ratings Pty Ltd accepts no responsibility for the completeness or accuracy of any of the information contained herein, and makes no representations about its suitability for any particular purpose. Users should make their own judgements about those matters and/or seek independent advice. You assume all risks associated with use of the data provided on this page.

Race Results

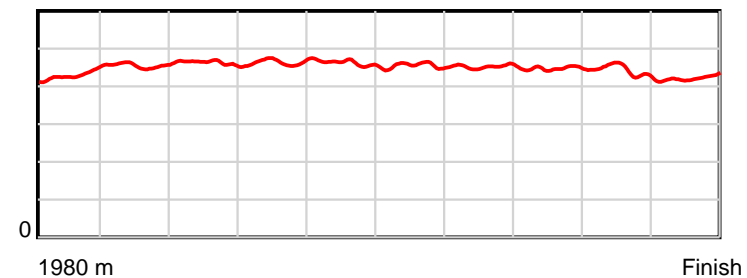
March 22, 2019, Race 4, NEVELE R FILLIES SERIES NO.41 (HEAT 4) MOBILE PACE, Distance 1980m, Addington - Survey 1980m

| Result | TAB no. | Horse (Barrier) | 1980 to | 1800m to | 1600m to | 1400m to | 1200m to | 1000m to | 800m to | 600m to | 400m to | 200m to | Total or | Margin |
|--------|---------|------------------------------|--------------|--------------|--------------|--------------|--------------|-------------|-------------|-------------|-------------|-----------|----------------|--------|
| 5th | 2 | Uptown Lady (1) | 1800m | 1600m | 1400m | 1200m | 1000m | 800m | 600m | 400m | 200m | WP | Average | |
| | | Position in running (margin) | - | 5(4.2) | 5(5.5) | 6(6.4) | 7(6.1) | 7(5.8) | 7(5.5) | 7(5.3) | 7(5.3) | 7(4.7) | | 2.10 |
| | | Sectional time (s) | 12.76 | 15.36 | 15.97 | 15.34 | 15.26 | 14.60 | 14.49 | 14.31 | 14.33 | 13.40 | | |
| | | Cumulative time (s) | 145.82 | 133.06 | 117.70 | 101.73 | 86.39 | 71.13 | 56.53 | 42.04 | 27.73 | 13.40 | 2:25.82 | |
| | | Speed (m/s) | 14.10 | 13.02 | 12.52 | 13.04 | 13.11 | 13.70 | 13.80 | 13.98 | 13.96 | 14.93 | 13.58 | |
| | | Stride length (m) | 6.09 | 5.92 | 5.80 | 6.05 | 6.05 | 6.22 | 6.25 | 6.25 | 6.15 | 6.33 | 6.11 | |
| | | Stride duration (s) | 0.431 | 0.455 | 0.463 | 0.464 | 0.462 | 0.454 | 0.453 | 0.447 | 0.441 | 0.424 | 0.450 | |
| | | Stride efficiency (%) | 58.02 | 54.85 | 52.53 | 57.29 | 57.28 | 60.48 | 61.10 | 60.98 | 59.13 | 62.52 | 58.31 | |
| | | Stride count | 29.54 | 33.76 | 34.49 | 33.03 | 33.03 | 32.15 | 31.99 | 32.02 | 32.51 | 31.62 | 324.14 | |

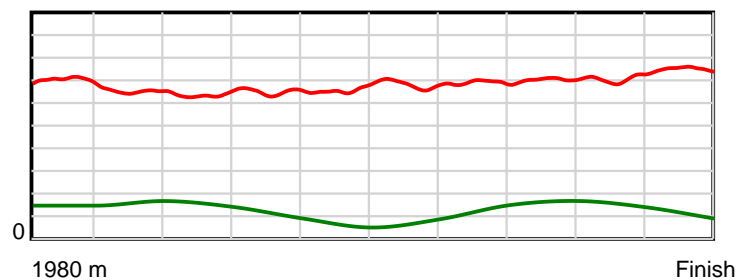
10 m Stride length



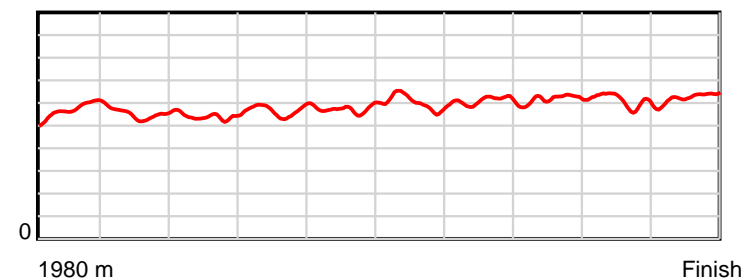
0.6 s Stride duration



20 m/sec Speed



100 % Stride efficiency



Note: Horizontal distance axis grid lines are 200m furlongs.

Disclaimer.

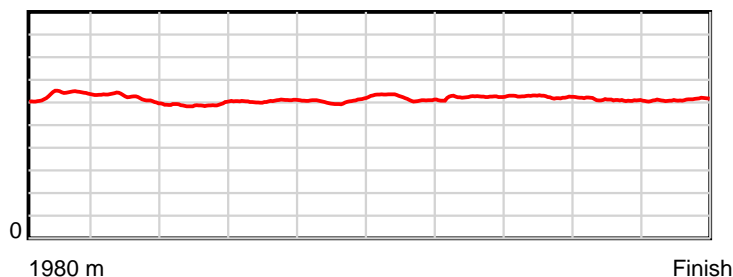
HRNZ and NZMTC and Thoroughbred Ratings Pty Ltd accepts no responsibility for the completeness or accuracy of any of the information contained herein, and makes no representations about its suitability for any particular purpose. Users should make their own judgements about those matters and/or seek independent advice. You assume all risks associated with use of the data provided on this page.

Race Results

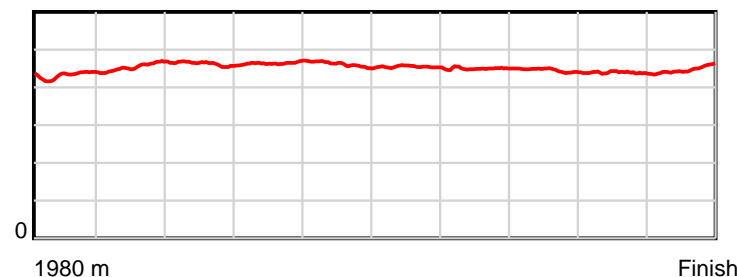
March 22, 2019, Race 4, NEVELE R FILLIES SERIES NO.41 (HEAT 4) MOBILE PACE, Distance 1980m, Addington - Survey 1980m

| Result | TAB no. | Horse (Barrier) | 1980 to | 1800m to | 1600m to | 1400m to | 1200m to | 1000m to | 800m to | 600m to | 400m to | 200m to | Total or | Margin |
|--------|---------|------------------------------|---------|----------|----------|----------|----------|----------|---------|---------|---------|---------|----------|--------|
| 6th | 4 | Wainui Creek (3) | 1800m | 1600m | 1400m | 1200m | 1000m | 800m | 600m | 400m | 200m | WP | Average | |
| | | Position in running (margin) | - | 2(1.1) | 1(0.0) | 1(0.0) | 1(0.0) | 1(0.0) | 1(0.0) | 1(0.0) | 2(0.9) | 2(1.2) | | 6.50 |
| | | Sectional time (s) | 12.29 | 14.97 | 15.82 | 15.39 | 15.30 | 14.66 | 14.52 | 14.45 | 14.48 | 14.74 | | |
| | | Cumulative time (s) | 146.62 | 134.33 | 119.36 | 103.54 | 88.15 | 72.85 | 58.19 | 43.67 | 29.22 | 14.74 | 2:26.62 | |
| | | Speed (m/s) | 14.64 | 13.36 | 12.64 | 13.00 | 13.07 | 13.64 | 13.77 | 13.84 | 13.81 | 13.57 | 13.50 | |
| | | Stride length (m) | 6.31 | 6.08 | 5.84 | 6.04 | 6.02 | 6.20 | 6.17 | 6.16 | 6.05 | 6.08 | 6.09 | |
| | | Stride duration (s) | 0.432 | 0.455 | 0.462 | 0.464 | 0.460 | 0.455 | 0.448 | 0.445 | 0.438 | 0.448 | 0.451 | |
| | | Stride efficiency (%) | 62.20 | 57.86 | 53.35 | 56.93 | 56.63 | 60.12 | 59.52 | 59.28 | 57.28 | 57.80 | 57.99 | |
| | | Stride count | 28.53 | 32.87 | 34.23 | 33.13 | 33.22 | 32.24 | 32.41 | 32.47 | 33.03 | 32.89 | 325.02 | |

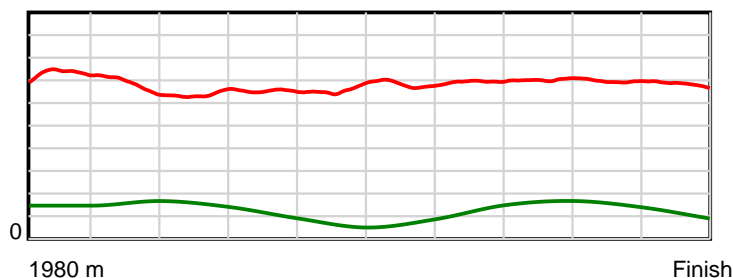
10 m Stride length



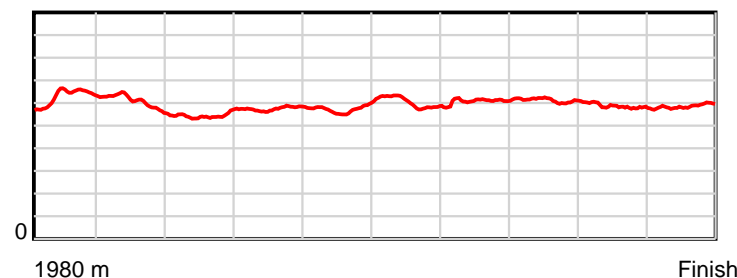
0.6 s Stride duration



20 m/sec Speed



100 % Stride efficiency



Note: Horizontal distance axis grid lines are 200m furlongs.

Disclaimer.

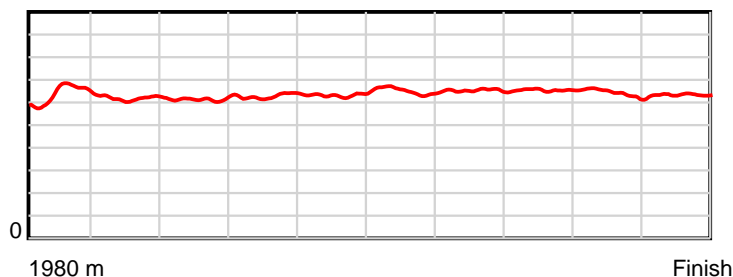
HRNZ and NZMTC and Thoroughbred Ratings Pty Ltd accepts no responsibility for the completeness or accuracy of any of the information contained herein, and makes no representations about its suitability for any particular purpose. Users should make their own judgements about those matters and/or seek independent advice. You assume all risks associated with use of the data provided on this page.

Race Results

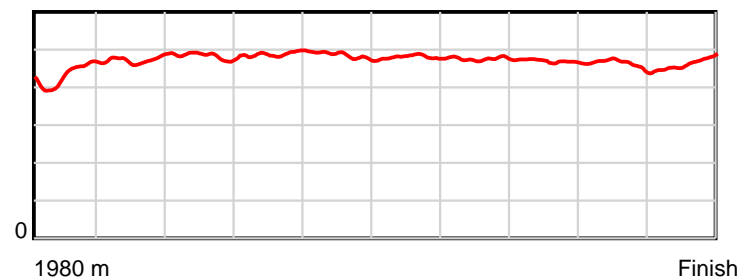
March 22, 2019, Race 4, NEVELE R FILLIES SERIES NO.41 (HEAT 4) MOBILE PACE, Distance 1980m, Addington - Survey 1980m

| Result | TAB no. | Horse (Barrier) | 1980 to | 1800m to | 1600m to | 1400m to | 1200m to | 1000m to | 800m to | 600m to | 400m to | 200m to | Total or | Margin |
|--------|---------|------------------------------|---------|----------|----------|----------|----------|----------|---------|---------|---------|---------|----------|--------|
| 7th | 3 | Mossdale Art (2) | 1800m | 1600m | 1400m | 1200m | 1000m | 800m | 600m | 400m | 200m | WP | Average | |
| | | Position in running (margin) | - | 1(0.0) | 2(1.1) | 2(1.6) | 2(1.9) | 3(1.8) | 3(1.7) | 3(1.6) | 4(2.0) | 4(2.4) | | 7.20 |
| | | Sectional time (s) | 11.98 | 15.33 | 15.90 | 15.44 | 15.27 | 14.64 | 14.50 | 14.37 | 14.51 | 14.81 | | |
| | | Cumulative time (s) | 146.75 | 134.77 | 119.44 | 103.54 | 88.10 | 72.83 | 58.19 | 43.69 | 29.32 | 14.81 | 2:26.75 | |
| | | Speed (m/s) | 15.02 | 13.05 | 12.58 | 12.95 | 13.10 | 13.66 | 13.79 | 13.92 | 13.78 | 13.50 | 13.49 | |
| | | Stride length (m) | 6.42 | 6.17 | 6.07 | 6.33 | 6.34 | 6.56 | 6.56 | 6.53 | 6.36 | 6.28 | 6.36 | |
| | | Stride duration (s) | 0.434 | 0.473 | 0.483 | 0.489 | 0.484 | 0.480 | 0.475 | 0.469 | 0.462 | 0.465 | 0.471 | |
| | | Stride efficiency (%) | 64.47 | 59.47 | 57.59 | 62.55 | 62.84 | 67.22 | 67.21 | 66.70 | 63.26 | 61.69 | 63.18 | |
| | | Stride count | 28.02 | 32.42 | 32.95 | 31.61 | 31.54 | 30.49 | 30.50 | 30.61 | 31.43 | 31.83 | 311.40 | |

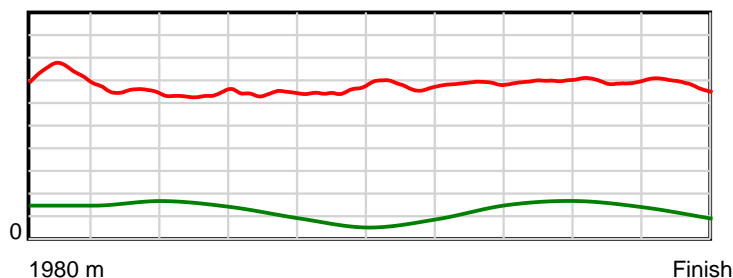
10 m Stride length



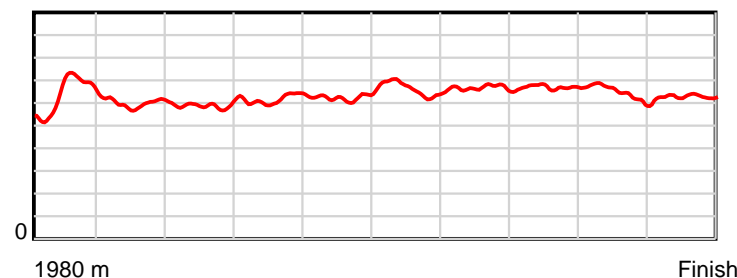
0.6 s Stride duration



20 m/sec Speed



100 % Stride efficiency



Note: Horizontal distance axis grid lines are 200m furlongs.

Disclaimer.

HRNZ and NZMTC and Thoroughbred Ratings Pty Ltd accepts no responsibility for the completeness or accuracy of any of the information contained herein, and makes no representations about its suitability for any particular purpose. Users should make their own judgements about those matters and/or seek independent advice. You assume all risks associated with use of the data provided on this page.



Race Results



March 22, 2019, Race 5, , Distance 2600m, Addington - Survey 3200m

| Result | TAB no. | Horse (Barrier) | 2600 to | 2400m to |
|--------|---------|------------------------------|---------|----------|
| 1st | 8 | Majestic Man (6) | 2400m | 2200m |
| | | Position in running (margin) | - | 3(3.2) |
| | | Sectional time (s) | 17.94 | 15.77 |
| | | Cumulative time (s) | 199.32 | 181.38 |
| | | Speed (m/s) | 11.15 | 12.68 |
| | | Stride length (m) | 5.71 | 6.00 |
| | | Stride duration (s) | 0.445 | 0.473 |
| | | Stride efficiency (%) | 50.95 | 56.16 |
| | | Stride count | 35.02 | 33.36 |

Disclaimer.

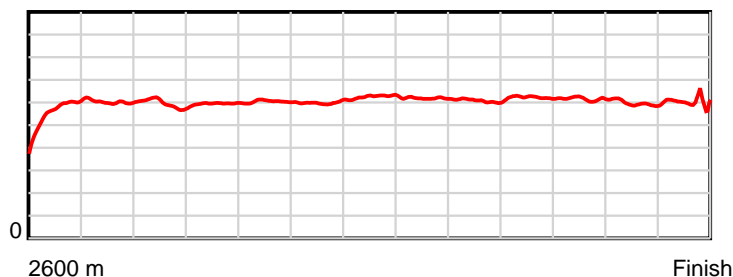
HRNZ and NZMTC and Thoroughbred Ratings Pty Ltd accepts no responsibility for the completeness or accuracy of any of the information contained herein, and makes no representations about its suitability for any particular purpose. Users should make their own judgements about those matters and/or seek independent advice. You assume all risks associated with use of the data provided on this page.

Race Results

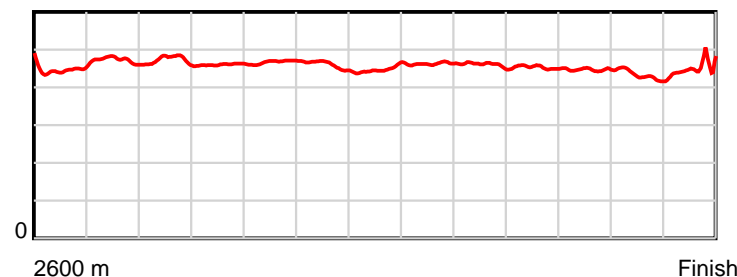
March 22, 2019, Race 5, , Distance 2600m, Addington - Survey 3200m

| Result | TAB no. | Horse (Barrier) | 2200m to | 2000m to | 1800m to | 1600m to | 1400m to | 1200m to | 1000m to | 800m to | 600m to | 400m to | 200m to | Total or | Margin |
|--------|---------|------------------------------|----------|----------|----------|----------|----------|----------|----------|---------|---------|---------|---------|----------|--------|
| 1st | 8 | Majestic Man (6) | 2000m | 1800m | 1600m | 1400m | 1200m | 1000m | 800m | 600m | 400m | 200m | WP | Average | |
| | | Position in running (margin) | 3(5.0) | 3(8.6) | 3(9.7) | 3(9.4) | 3(9.5) | 3(6.1) | 3(4.0) | 3(4.4) | 2(2.4) | 2(2.3) | 2(0.1) | | 0.00 |
| | | Sectional time (s) | 15.70 | 15.41 | 15.52 | 15.44 | 14.39 | 15.10 | 15.10 | 14.56 | 14.67 | 14.67 | 15.05 | | |
| | | Cumulative time (s) | 165.61 | 149.91 | 134.50 | 118.98 | 103.54 | 89.15 | 74.05 | 58.95 | 44.39 | 29.72 | 15.05 | 3:19.32 | |
| | | Speed (m/s) | 12.74 | 12.98 | 12.89 | 12.95 | 13.90 | 13.25 | 13.25 | 13.74 | 13.63 | 13.63 | 13.29 | 13.04 | |
| | | Stride length (m) | 6.02 | 5.97 | 6.01 | 5.96 | 6.23 | 6.13 | 6.09 | 6.23 | 6.09 | 5.88 | 5.95 | 6.02 | |
| | | Stride duration (s) | 0.472 | 0.460 | 0.467 | 0.460 | 0.448 | 0.462 | 0.460 | 0.453 | 0.447 | 0.431 | 0.448 | 0.461 | |
| | | Stride efficiency (%) | 56.57 | 55.76 | 56.52 | 55.43 | 60.57 | 58.63 | 58.02 | 60.55 | 57.99 | 54.08 | 55.36 | 56.58 | |
| | | Stride count | 33.24 | 33.48 | 33.26 | 33.58 | 32.12 | 32.65 | 32.82 | 32.13 | 32.83 | 34.00 | 33.60 | 432.09 | |

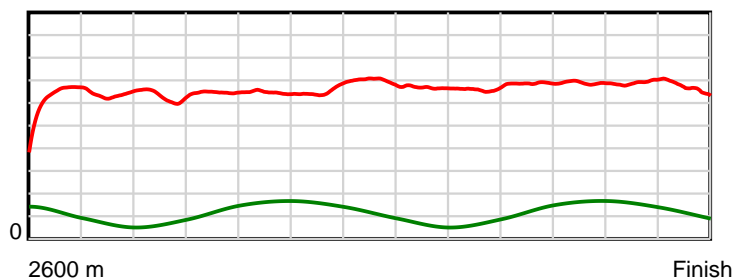
10 m Stride length



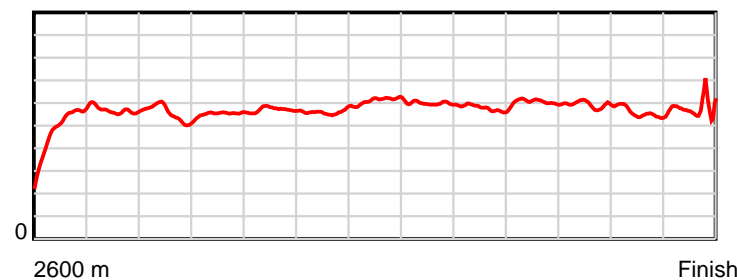
0.6 s Stride duration



20 m/sec Speed



100 % Stride efficiency



Note: Horizontal distance axis grid lines are 200m furlongs.

Disclaimer.

HRNZ and NZMTC and Thoroughbred Ratings Pty Ltd accepts no responsibility for the completeness or accuracy of any of the information contained herein, and makes no representations about its suitability for any particular purpose. Users should make their own judgements about those matters and/or seek independent advice. You assume all risks associated with use of the data provided on this page.



Race Results



March 22, 2019, Race 5, , Distance 2600m, Addington - Survey 3200m

| Result | TAB no. | Horse (Barrier) | 2600 to | 2400m to |
|--------|---------|------------------------------|---------|----------|
| 2nd | 3 | Valloria (2) | 2400m | 2200m |
| | | Position in running (margin) | - | 2(1.1) |
| | | Sectional time (s) | 17.38 | 15.70 |
| | | Cumulative time (s) | 199.40 | 182.02 |
| | | Speed (m/s) | 11.51 | 12.74 |
| | | Stride length (m) | 5.53 | 5.98 |
| | | Stride duration (s) | 0.450 | 0.469 |
| | | Stride efficiency (%) | 47.87 | 55.92 |
| | | Stride count | 36.14 | 33.43 |

Disclaimer.

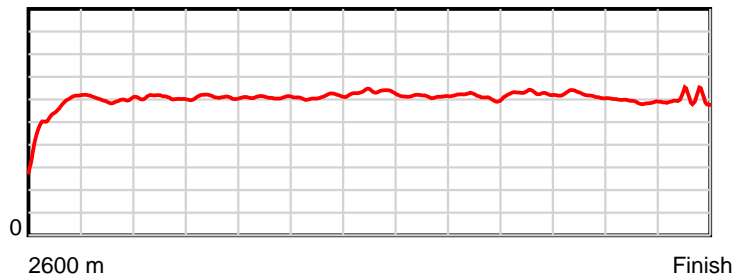
HRNZ and NZMTC and Thoroughbred Ratings Pty Ltd accepts no responsibility for the completeness or accuracy of any of the information contained herein, and makes no representations about its suitability for any particular purpose. Users should make their own judgements about those matters and/or seek independent advice. You assume all risks associated with use of the data provided on this page.

Race Results

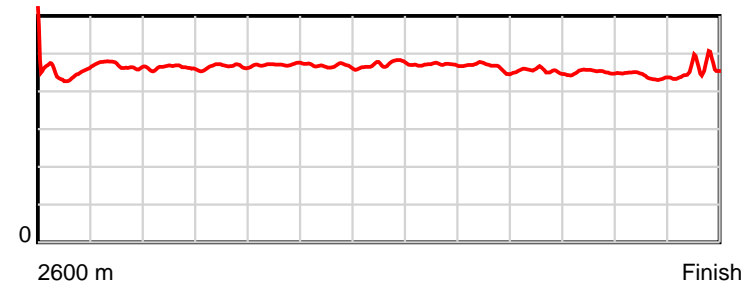
March 22, 2019, Race 5, , Distance 2600m, Addington - Survey 3200m

| Result | TAB no. | Horse (Barrier) | 2200m to | 2000m to | 1800m to | 1600m to | 1400m to | 1200m to | 1000m to | 800m to | 600m to | 400m to | 200m to | Total or | Margin |
|--------|---------|------------------------------|----------|----------|----------|----------|----------|----------|----------|---------|---------|---------|---------|----------|--------|
| 2nd | 3 | Valloria (2) | 2000m | 1800m | 1600m | 1400m | 1200m | 1000m | 800m | 600m | 400m | 200m | WP | Average | |
| | | Position in running (margin) | 2(2.4) | 2(2.3) | 2(2.5) | 2(2.6) | 2(2.1) | 2(2.0) | 2(2.4) | 1(0.0) | 1(0.0) | 1(0.0) | 1(0.0) | | 0.50 |
| | | Sectional time (s) | 15.08 | 15.26 | 15.59 | 15.35 | 14.93 | 15.44 | 15.11 | 14.49 | 14.69 | 15.02 | 15.36 | | |
| | | Cumulative time (s) | 166.32 | 151.24 | 135.98 | 120.39 | 105.04 | 90.11 | 74.67 | 59.56 | 45.07 | 30.38 | 15.36 | 3:19.40 | |
| | | Speed (m/s) | 13.26 | 13.11 | 12.83 | 13.03 | 13.40 | 12.95 | 13.24 | 13.80 | 13.61 | 13.32 | 13.02 | 13.04 | |
| | | Stride length (m) | 6.14 | 6.10 | 6.04 | 6.09 | 6.32 | 6.10 | 6.14 | 6.27 | 6.14 | 5.86 | 5.92 | 6.04 | |
| | | Stride duration (s) | 0.463 | 0.465 | 0.471 | 0.467 | 0.472 | 0.471 | 0.464 | 0.454 | 0.451 | 0.440 | 0.455 | 0.464 | |
| | | Stride efficiency (%) | 58.86 | 58.19 | 57.09 | 57.90 | 62.50 | 58.20 | 58.99 | 61.39 | 58.96 | 53.74 | 54.72 | 57.08 | |
| | | Stride count | 32.59 | 32.77 | 33.09 | 32.86 | 31.62 | 32.77 | 32.55 | 31.91 | 32.56 | 34.11 | 33.80 | 430.20 | |

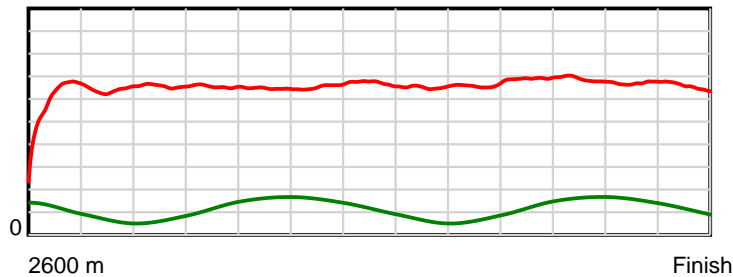
10 m Stride length



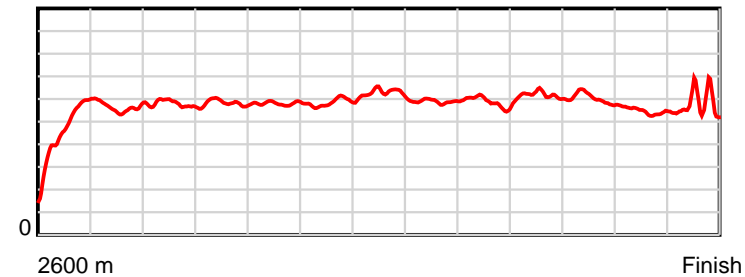
0.6 s Stride duration



20 m/sec Speed



100 % Stride efficiency



Note: Horizontal distance axis grid lines are 200m furlongs.

Disclaimer.

HRNZ and NZMTC and Thoroughbred Ratings Pty Ltd accepts no responsibility for the completeness or accuracy of any of the information contained herein, and makes no representations about its suitability for any particular purpose. Users should make their own judgements about those matters and/or seek independent advice. You assume all risks associated with use of the data provided on this page.



Race Results



March 22, 2019, Race 5, , Distance 2600m, Addington - Survey 3200m

| Result | TAB no. | Horse (Barrier) | 2600 to | 2400m to |
|--------|---------|------------------------------|---------|----------|
| 3rd | 7 | Winterfell (3) | 2400m | 2200m |
| | | Position in running (margin) | - | 6(11.4) |
| | | Sectional time (s) | 19.26 | 15.82 |
| | | Cumulative time (s) | 200.27 | 181.01 |
| | | Speed (m/s) | 10.38 | 12.64 |
| | | Stride length (m) | 5.61 | 6.15 |
| | | Stride duration (s) | 0.458 | 0.487 |
| | | Stride efficiency (%) | 49.18 | 59.18 |
| | | Stride count | 35.65 | 32.50 |

Disclaimer.

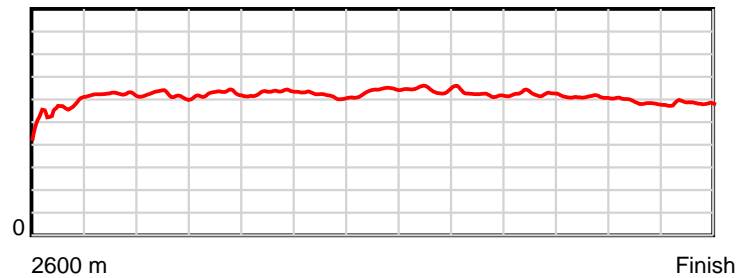
HRNZ and NZMTC and Thoroughbred Ratings Pty Ltd accepts no responsibility for the completeness or accuracy of any of the information contained herein, and makes no representations about its suitability for any particular purpose. Users should make their own judgements about those matters and/or seek independent advice. You assume all risks associated with use of the data provided on this page.

Race Results

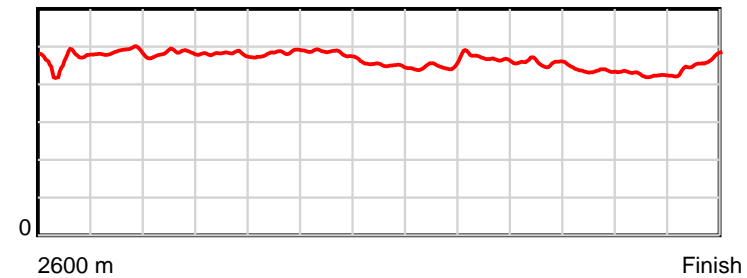
March 22, 2019, Race 5, , Distance 2600m, Addington - Survey 3200m

| Result | TAB no. | Horse (Barrier) | 2200m to | 2000m to | 1800m to | 1600m to | 1400m to | 1200m to | 1000m to | 800m to | 600m to | 400m to | 200m to | Total or | Margin |
|--------|---------|------------------------------|----------|----------|----------|----------|----------|----------|----------|---------|---------|---------|---------|----------|--------|
| 3rd | 7 | Winterfell (3) | 2000m | 1800m | 1600m | 1400m | 1200m | 1000m | 800m | 600m | 400m | 200m | WP | Average | |
| | | Position in running (margin) | 6(13.5) | 6(15.8) | 6(16.7) | 6(15.6) | 6(18.0) | 6(13.1) | 4(5.7) | 4(6.2) | 3(4.0) | 3(3.1) | 3(2.1) | | 5.30 |
| | | Sectional time (s) | 15.48 | 15.37 | 15.40 | 15.82 | 14.14 | 14.21 | 15.12 | 14.52 | 14.55 | 14.86 | 15.72 | | |
| | | Cumulative time (s) | 165.19 | 149.71 | 134.34 | 118.94 | 103.12 | 88.98 | 74.77 | 59.65 | 45.13 | 30.58 | 15.72 | 3:20.27 | |
| | | Speed (m/s) | 12.92 | 13.01 | 12.99 | 12.64 | 14.14 | 14.07 | 13.23 | 13.77 | 13.75 | 13.46 | 12.72 | 12.98 | |
| | | Stride length (m) | 6.23 | 6.26 | 6.27 | 6.12 | 6.39 | 6.32 | 6.21 | 6.31 | 5.99 | 5.73 | 5.83 | 6.10 | |
| | | Stride duration (s) | 0.482 | 0.481 | 0.483 | 0.484 | 0.452 | 0.449 | 0.470 | 0.458 | 0.436 | 0.426 | 0.458 | 0.470 | |
| | | Stride efficiency (%) | 60.69 | 61.19 | 61.53 | 58.43 | 63.74 | 62.50 | 60.28 | 62.14 | 56.13 | 51.33 | 53.20 | 58.15 | |
| | | Stride count | 32.09 | 31.96 | 31.87 | 32.71 | 31.32 | 31.63 | 32.20 | 31.72 | 33.37 | 34.90 | 34.28 | 426.20 | |

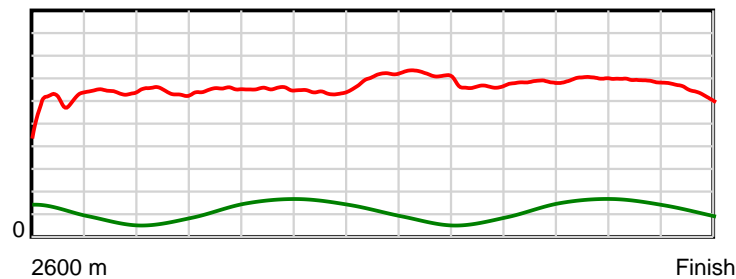
10 m Stride length



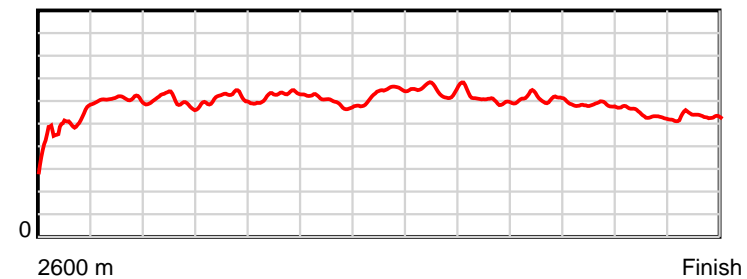
0.6 s Stride duration



20 m/sec Speed



100 % Stride efficiency



Note: Horizontal distance axis grid lines are 200m furlongs.

Disclaimer.

HRNZ and NZMTC and Thoroughbred Ratings Pty Ltd accepts no responsibility for the completeness or accuracy of any of the information contained herein, and makes no representations about its suitability for any particular purpose. Users should make their own judgements about those matters and/or seek independent advice. You assume all risks associated with use of the data provided on this page.



Race Results



March 22, 2019, Race 5, , Distance 2600m, Addington - Survey 3200m

| Result | TAB no. | Horse (Barrier) | 2600 to | 2400m to |
|--------|---------|------------------------------|---------|----------|
| 4th | 1 | Theodosia (4) | 2400m | 2200m |
| | | Position in running (margin) | - | 4(5.1) |
| | | Sectional time (s) | 18.10 | 16.06 |
| | | Cumulative time (s) | 200.61 | 182.51 |
| | | Speed (m/s) | 11.05 | 12.45 |
| | | Stride length (m) | 4.85 | 5.64 |
| | | Stride duration (s) | 0.443 | 0.453 |
| | | Stride efficiency (%) | 36.83 | 49.70 |
| | | Stride count | 41.20 | 35.46 |

Disclaimer.

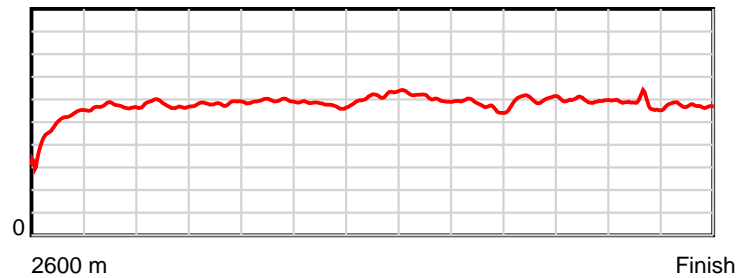
HRNZ and NZMTC and Thoroughbred Ratings Pty Ltd accepts no responsibility for the completeness or accuracy of any of the information contained herein, and makes no representations about its suitability for any particular purpose. Users should make their own judgements about those matters and/or seek independent advice. You assume all risks associated with use of the data provided on this page.

Race Results

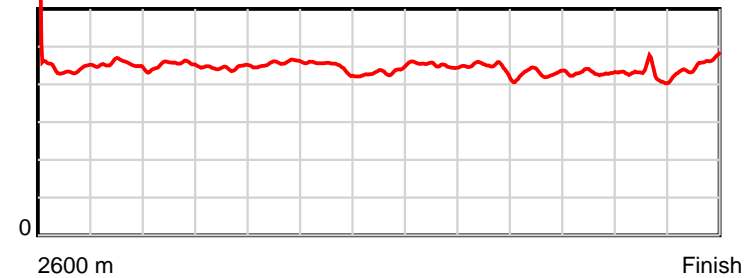
March 22, 2019, Race 5, , Distance 2600m, Addington - Survey 3200m

| Result | TAB no. | Horse (Barrier) | 2200m to | 2000m to | 1800m to | 1600m to | 1400m to | 1200m to | 1000m to | 800m to | 600m to | 400m to | 200m to | Total or | Margin |
|--------|---------|------------------------------|----------|----------|----------|----------|----------|----------|----------|---------|---------|---------|---------|----------|--------|
| 4th | 1 | Theodosia (4) | 2000m | 1800m | 1600m | 1400m | 1200m | 1000m | 800m | 600m | 400m | 200m | WP | Average | |
| | | Position in running (margin) | 4(8.7) | 4(11.5) | 4(12.1) | 4(11.8) | 4(13.5) | 4(8.4) | 5(5.9) | 5(8.5) | 4(5.5) | 4(5.3) | 5(4.1) | | 7.10 |
| | | Sectional time (s) | 15.57 | 15.32 | 15.53 | 15.70 | 14.11 | 15.02 | 15.47 | 14.39 | 14.67 | 14.82 | 15.85 | | |
| | | Cumulative time (s) | 166.45 | 150.88 | 135.56 | 120.03 | 104.33 | 90.22 | 75.20 | 59.73 | 45.34 | 30.67 | 15.85 | 3:20.61 | |
| | | Speed (m/s) | 12.85 | 13.05 | 12.88 | 12.74 | 14.17 | 13.32 | 12.93 | 13.90 | 13.63 | 13.50 | 12.62 | 12.96 | |
| | | Stride length (m) | 5.81 | 5.81 | 5.87 | 5.70 | 6.14 | 6.01 | 5.75 | 5.98 | 5.85 | 5.75 | 5.73 | 5.74 | |
| | | Stride duration (s) | 0.452 | 0.445 | 0.456 | 0.447 | 0.433 | 0.451 | 0.445 | 0.430 | 0.430 | 0.426 | 0.454 | 0.443 | |
| | | Stride efficiency (%) | 52.71 | 52.74 | 53.80 | 50.72 | 58.87 | 56.44 | 51.65 | 55.82 | 53.57 | 51.58 | 51.29 | 51.54 | |
| | | Stride count | 34.44 | 34.43 | 34.08 | 35.11 | 32.59 | 33.28 | 34.79 | 33.46 | 34.16 | 34.81 | 34.91 | 452.72 | |

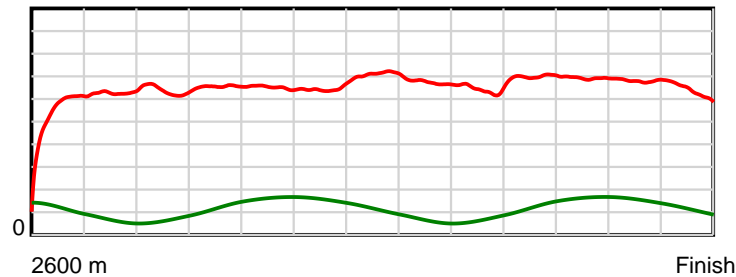
10 m Stride length



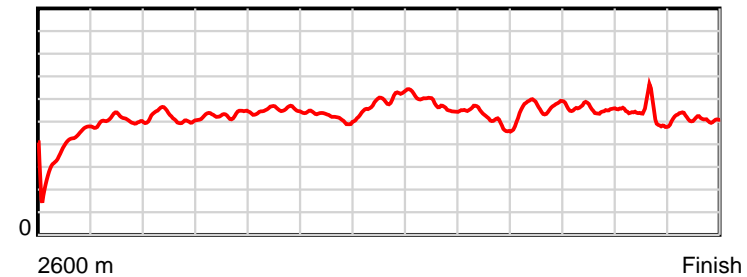
0.6 s Stride duration



20 m/sec Speed



100 % Stride efficiency



Note: Horizontal distance axis grid lines are 200m furlongs.

Disclaimer.

HRNZ and NZMTC and Thoroughbred Ratings Pty Ltd accepts no responsibility for the completeness or accuracy of any of the information contained herein, and makes no representations about its suitability for any particular purpose. Users should make their own judgements about those matters and/or seek independent advice. You assume all risks associated with use of the data provided on this page.



Race Results



March 22, 2019, Race 5, , Distance 2600m, Addington - Survey 3200m

| Result | TAB no. | Horse (Barrier) | 2600 to | 2400m to |
|--------|---------|------------------------------|--------------|--------------|
| 5th | 5 | Didjabringtheb... (7) | 2400m | 2200m |
| | | Position in running (margin) | - | 7(23.9) |
| | | Sectional time (s) | 21.47 | 15.19 |
| | | Cumulative time (s) | 202.37 | 180.90 |
| | | Speed (m/s) | 9.31 | 13.17 |
| | | Stride length (m) | 4.49 | 6.21 |
| | | Stride duration (s) | 0.460 | 0.471 |
| | | Stride efficiency (%) | 31.56 | 60.23 |
| | | Stride count | 44.51 | 32.22 |

Disclaimer.

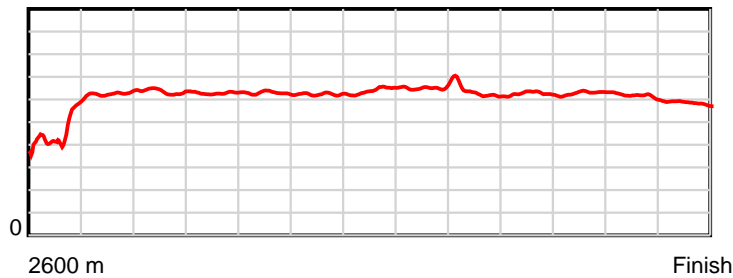
HRNZ and NZMTC and Thoroughbred Ratings Pty Ltd accepts no responsibility for the completeness or accuracy of any of the information contained herein, and makes no representations about its suitability for any particular purpose. Users should make their own judgements about those matters and/or seek independent advice. You assume all risks associated with use of the data provided on this page.

Race Results

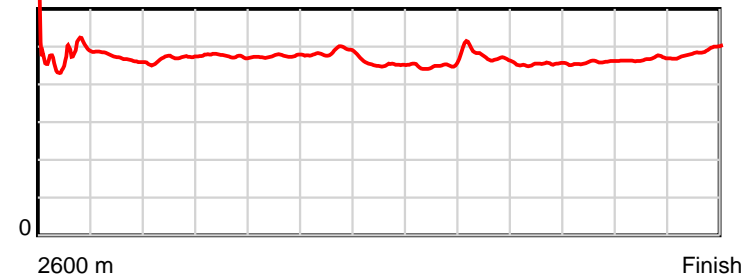
March 22, 2019, Race 5, , Distance 2600m, Addington - Survey 3200m

| Result | TAB no. | Horse (Barrier) | 2200m to | 2000m to | 1800m to | 1600m to | 1400m to | 1200m to | 1000m to | 800m to | 600m to | 400m to | 200m to | Total or | Margin |
|--------|---------|------------------------------|----------|----------|----------|----------|----------|----------|----------|---------|---------|---------|---------|----------|--------|
| 5th | 5 | Didjabringtheb... (7) | 2000m | 1800m | 1600m | 1400m | 1200m | 1000m | 800m | 600m | 400m | 200m | WP | Average | |
| | | Position in running (margin) | 7(22.2) | 7(20.4) | 7(20.4) | 7(18.7) | 7(20.8) | 7(15.9) | 6(7.6) | 6(8.7) | 5(6.1) | 6(7.1) | 6(9.1) | | 17.00 |
| | | Sectional time (s) | 14.81 | 15.21 | 15.30 | 15.77 | 14.14 | 14.06 | 15.23 | 14.46 | 14.85 | 15.36 | 16.52 | | |
| | | Cumulative time (s) | 165.71 | 150.90 | 135.69 | 120.39 | 104.62 | 90.48 | 76.42 | 61.19 | 46.73 | 31.88 | 16.52 | 3:22.37 | |
| | | Speed (m/s) | 13.50 | 13.15 | 13.07 | 12.68 | 14.14 | 14.22 | 13.13 | 13.83 | 13.47 | 13.02 | 12.11 | 12.85 | |
| | | Stride length (m) | 6.32 | 6.25 | 6.21 | 6.16 | 6.41 | 6.44 | 6.24 | 6.28 | 6.17 | 6.08 | 5.91 | 6.04 | |
| | | Stride duration (s) | 0.468 | 0.475 | 0.475 | 0.485 | 0.453 | 0.452 | 0.476 | 0.454 | 0.458 | 0.467 | 0.488 | 0.470 | |
| | | Stride efficiency (%) | 62.48 | 61.01 | 60.19 | 59.23 | 64.22 | 64.73 | 60.94 | 61.55 | 59.45 | 57.82 | 54.50 | 57.01 | |
| | | Stride count | 31.63 | 32.01 | 32.23 | 32.49 | 31.20 | 31.08 | 32.03 | 31.87 | 32.42 | 32.88 | 33.87 | 430.44 | |

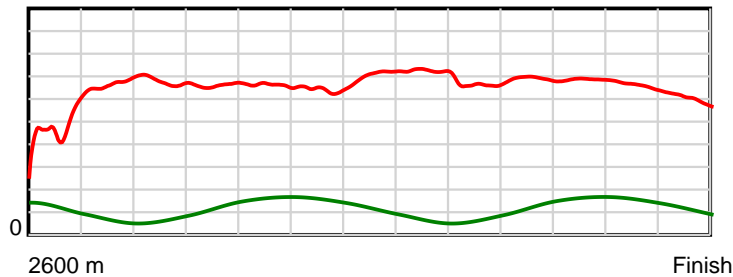
10 m Stride length



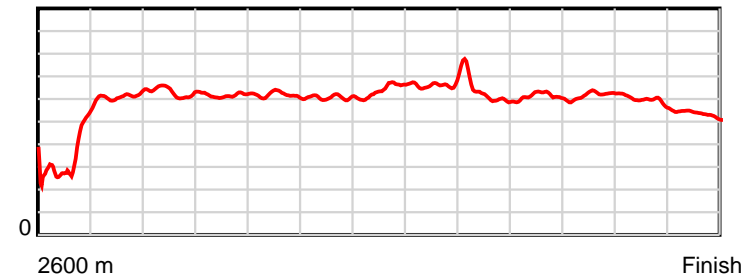
0.6 s Stride duration



20 m/sec Speed



100 % Stride efficiency



Note: Horizontal distance axis grid lines are 200m furlongs.

Disclaimer.

HRNZ and NZMTC and Thoroughbred Ratings Pty Ltd accepts no responsibility for the completeness or accuracy of any of the information contained herein, and makes no representations about its suitability for any particular purpose. Users should make their own judgements about those matters and/or seek independent advice. You assume all risks associated with use of the data provided on this page.



Race Results



March 22, 2019, Race 5, , Distance 2600m, Addington - Survey 3200m

| Result | TAB no. | Horse (Barrier) | 2600 to | 2400m to |
|--------|---------|------------------------------|--------------|--------------|
| 6th | 2 | One Over Da St... (0) | 2400m | 2200m |
| | | Position in running (margin) | - | 1(0.0) |
| | | Sectional time (s) | 17.46 | 15.47 |
| | | Cumulative time (s) | 202.95 | 185.49 |
| | | Speed (m/s) | 11.45 | 12.93 |
| | | Stride length (m) | 5.33 | 5.99 |
| | | Stride duration (s) | 0.451 | 0.464 |
| | | Stride efficiency (%) | 44.47 | 56.14 |
| | | Stride count | 37.49 | 33.37 |

Disclaimer.

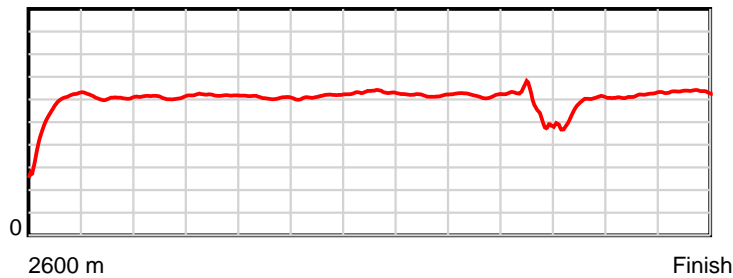
HRNZ and NZMTC and Thoroughbred Ratings Pty Ltd accepts no responsibility for the completeness or accuracy of any of the information contained herein, and makes no representations about its suitability for any particular purpose. Users should make their own judgements about those matters and/or seek independent advice. You assume all risks associated with use of the data provided on this page.

Race Results

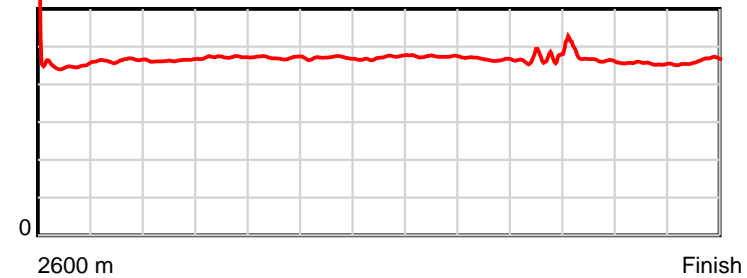
March 22, 2019, Race 5, , Distance 2600m, Addington - Survey 3200m

| Result | TAB no. | Horse (Barrier) | 2200m to | 2000m to | 1800m to | 1600m to | 1400m to | 1200m to | 1000m to | 800m to | 600m to | 400m to | 200m to | Total or | Margin |
|--------|---------|------------------------------|----------|----------|----------|----------|----------|----------|----------|---------|---------|---------|---------|----------|--------|
| 6th | 2 | One Over Da St... (0) | 2000m | 1800m | 1600m | 1400m | 1200m | 1000m | 800m | 600m | 400m | 200m | WP | Average | |
| | | Position in running (margin) | 1(0.0) | 1(0.0) | 1(0.0) | 1(0.0) | 1(0.0) | 1(0.0) | 1(0.0) | 1(0.0) | 7(10.5) | 8(25.8) | 7(24.9) | | 20.20 |
| | | Sectional time (s) | 15.10 | 15.22 | 15.58 | 15.43 | 14.95 | 15.44 | 15.04 | 16.65 | 17.23 | 14.89 | 14.49 | | |
| | | Cumulative time (s) | 170.02 | 154.92 | 139.70 | 124.12 | 108.69 | 93.74 | 78.30 | 63.26 | 46.61 | 29.38 | 14.49 | 3:22.95 | |
| | | Speed (m/s) | 13.25 | 13.14 | 12.84 | 12.96 | 13.38 | 12.95 | 13.30 | 12.01 | 11.61 | 13.43 | 13.80 | 12.81 | |
| | | Stride length (m) | 6.13 | 6.20 | 6.05 | 6.09 | 6.31 | 6.14 | 6.21 | 5.53 | 5.45 | 6.11 | 6.39 | 5.98 | |
| | | Stride duration (s) | 0.463 | 0.472 | 0.471 | 0.470 | 0.472 | 0.474 | 0.467 | 0.460 | 0.470 | 0.455 | 0.463 | 0.467 | |
| | | Stride efficiency (%) | 58.70 | 60.16 | 57.18 | 58.04 | 62.17 | 58.90 | 60.21 | 47.80 | 46.46 | 58.36 | 63.78 | 55.83 | |
| | | Stride count | 32.63 | 32.23 | 33.06 | 32.82 | 31.71 | 32.58 | 32.22 | 36.16 | 36.68 | 32.73 | 31.31 | 434.99 | |

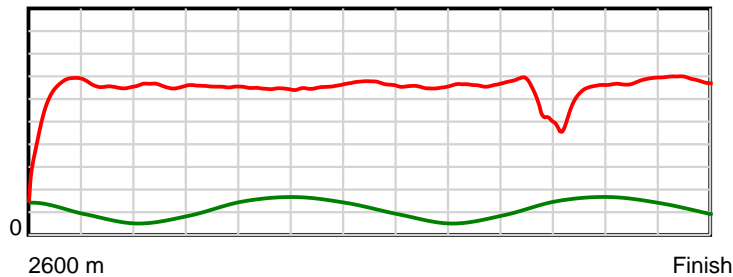
10 m Stride length



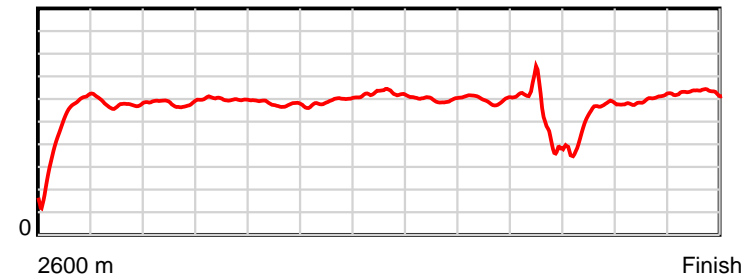
0.6 s Stride duration



20 m/sec Speed



100 % Stride efficiency



Note: Horizontal distance axis grid lines are 200m furlongs.

Disclaimer.

HRNZ and NZMTC and Thoroughbred Ratings Pty Ltd accepts no responsibility for the completeness or accuracy of any of the information contained herein, and makes no representations about its suitability for any particular purpose. Users should make their own judgements about those matters and/or seek independent advice. You assume all risks associated with use of the data provided on this page.



Race Results



March 22, 2019, Race 5, , Distance 2600m, Addington - Survey 3200m

| Result | TAB no. | Horse (Barrier) | 2600 to | 2400m to |
|--------|---------|------------------------------|--------------|--------------|
| 7th | 10 | Sundees Son (1) | 2400m | 2200m |
| | | Position in running (margin) | - | 5(8.4) |
| | | Sectional time (s) | 18.85 | 16.01 |
| | | Cumulative time (s) | 203.10 | 184.25 |
| | | Speed (m/s) | 10.61 | 12.49 |
| | | Stride length (m) | 5.71 | 5.73 |
| | | Stride duration (s) | 0.453 | 0.459 |
| | | Stride efficiency (%) | 51.01 | 51.26 |
| | | Stride count | 35.01 | 34.92 |

Disclaimer.

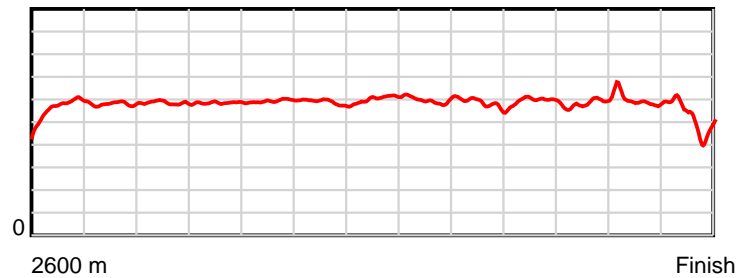
HRNZ and NZMTC and Thoroughbred Ratings Pty Ltd accepts no responsibility for the completeness or accuracy of any of the information contained herein, and makes no representations about its suitability for any particular purpose. Users should make their own judgements about those matters and/or seek independent advice. You assume all risks associated with use of the data provided on this page.

Race Results

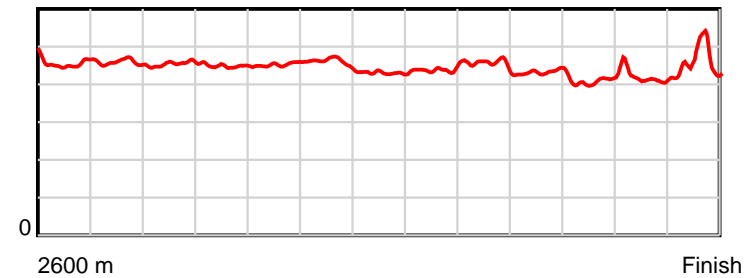
March 22, 2019, Race 5, , Distance 2600m, Addington - Survey 3200m

| Result | TAB no. | Horse (Barrier) | 2200m to | 2000m to | 1800m to | 1600m to | 1400m to | 1200m to | 1000m to | 800m to | 600m to | 400m to | 200m to | Total or | Margin |
|--------|---------|------------------------------|----------|----------|----------|----------|----------|----------|----------|---------|---------|---------|---------|----------|--------|
| 7th | 10 | Sundees Son (1) | 2000m | 1800m | 1600m | 1400m | 1200m | 1000m | 800m | 600m | 400m | 200m | WP | Average | |
| | | Position in running (margin) | 5(11.6) | 5(14.0) | 5(14.7) | 5(14.2) | 5(16.1) | 5(12.0) | 7(8.0) | 7(10.9) | 6(8.0) | 5(5.5) | 4(2.7) | | 21.00 |
| | | Sectional time (s) | 15.49 | 15.34 | 15.50 | 15.73 | 14.28 | 14.77 | 15.52 | 14.41 | 14.28 | 14.56 | 18.36 | | |
| | | Cumulative time (s) | 168.24 | 152.75 | 137.41 | 121.91 | 106.18 | 91.90 | 77.13 | 61.61 | 47.20 | 32.92 | 18.36 | 3:23.10 | |
| | | Speed (m/s) | 12.91 | 13.04 | 12.90 | 12.71 | 14.01 | 13.54 | 12.89 | 13.88 | 14.01 | 13.74 | 10.89 | 12.80 | |
| | | Stride length (m) | 5.86 | 5.86 | 5.84 | 5.84 | 6.03 | 5.95 | 5.86 | 6.01 | 5.72 | 5.74 | 5.01 | 5.77 | |
| | | Stride duration (s) | 0.454 | 0.449 | 0.452 | 0.459 | 0.430 | 0.439 | 0.455 | 0.433 | 0.409 | 0.418 | 0.460 | 0.451 | |
| | | Stride efficiency (%) | 53.59 | 53.66 | 53.23 | 53.27 | 56.74 | 55.28 | 53.70 | 56.45 | 51.20 | 51.53 | 39.20 | 52.02 | |
| | | Stride count | 34.15 | 34.13 | 34.27 | 34.25 | 33.19 | 33.63 | 34.12 | 33.28 | 34.94 | 34.83 | 39.93 | 450.65 | |

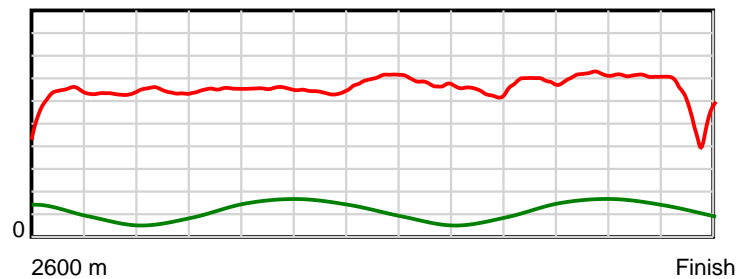
10 m Stride length



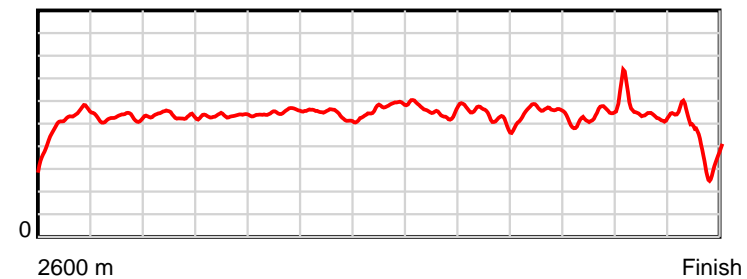
0.6 s Stride duration



20 m/sec Speed



100 % Stride efficiency



Note: Horizontal distance axis grid lines are 200m furlongs.

Disclaimer.

HRNZ and NZMTC and Thoroughbred Ratings Pty Ltd accepts no responsibility for the completeness or accuracy of any of the information contained herein, and makes no representations about its suitability for any particular purpose. Users should make their own judgements about those matters and/or seek independent advice. You assume all risks associated with use of the data provided on this page.



Race Results



March 22, 2019, Race 5, , Distance 2600m, Addington - Survey 3200m

| Result | TAB no. | Horse (Barrier) | 2600 to | 2400m to |
|--------|---------|------------------------------|---------|----------|
| 8th | 4 | Majestic Hurri... (5) | 2400m | 2200m |
| | | Position in running (margin) | - | 8(29.3) |
| | | Sectional time (s) | 22.27 | 15.22 |
| | | Cumulative time (s) | 208.26 | 185.99 |
| | | Speed (m/s) | 8.98 | 13.14 |
| | | Stride length (m) | 3.96 | 5.46 |
| | | Stride duration (s) | 0.414 | 0.416 |
| | | Stride efficiency (%) | 24.50 | 46.65 |
| | | Stride count | 50.51 | 36.61 |

Disclaimer.

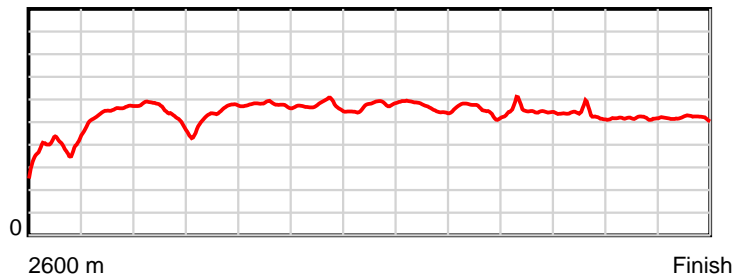
HRNZ and NZMTC and Thoroughbred Ratings Pty Ltd accepts no responsibility for the completeness or accuracy of any of the information contained herein, and makes no representations about its suitability for any particular purpose. Users should make their own judgements about those matters and/or seek independent advice. You assume all risks associated with use of the data provided on this page.

Race Results

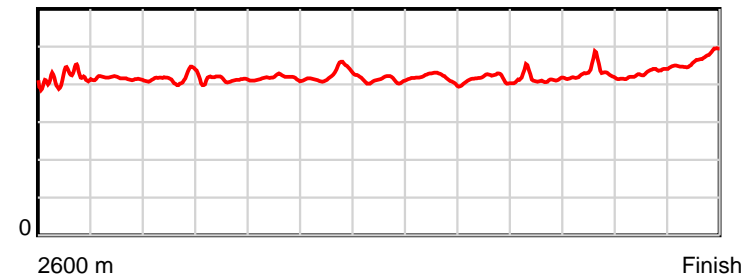
March 22, 2019, Race 5, , Distance 2600m, Addington - Survey 3200m

| Result | TAB no. | Horse (Barrier) | 2200m to | 2000m to | 1800m to | 1600m to | 1400m to | 1200m to | 1000m to | 800m to | 600m to | 400m to | 200m to | Total or | Margin |
|--------|---------|------------------------------|----------|----------|----------|----------|----------|----------|----------|---------|---------|---------|---------|----------|--------|
| 8th | 4 | Majestic Hurri... (5) | 2000m | 1800m | 1600m | 1400m | 1200m | 1000m | 800m | 600m | 400m | 200m | WP | Average | |
| | | Position in running (margin) | 8(27.8) | 8(28.7) | 8(30.9) | 8(24.9) | 8(22.7) | 8(19.4) | 8(15.5) | 8(14.7) | 8(16.0) | 7(24.8) | 8(35.5) | | 49.70 |
| | | Sectional time (s) | 15.24 | 15.60 | 14.58 | 15.06 | 14.40 | 14.79 | 14.90 | 15.12 | 16.16 | 16.81 | 18.11 | | |
| | | Cumulative time (s) | 170.77 | 155.53 | 139.93 | 125.35 | 110.29 | 95.89 | 81.10 | 66.20 | 51.08 | 34.92 | 18.11 | 3:28.26 | |
| | | Speed (m/s) | 13.12 | 12.82 | 13.72 | 13.28 | 13.89 | 13.52 | 13.42 | 13.23 | 12.38 | 11.90 | 11.04 | 12.48 | |
| | | Stride length (m) | 5.48 | 5.28 | 5.72 | 5.67 | 5.72 | 5.64 | 5.58 | 5.45 | 5.31 | 5.11 | 5.16 | 5.30 | |
| | | Stride duration (s) | 0.418 | 0.412 | 0.417 | 0.427 | 0.412 | 0.417 | 0.416 | 0.412 | 0.429 | 0.429 | 0.468 | 0.425 | |
| | | Stride efficiency (%) | 46.98 | 43.54 | 51.14 | 50.19 | 51.18 | 49.67 | 48.66 | 46.46 | 44.06 | 40.78 | 41.68 | 43.96 | |
| | | Stride count | 36.47 | 37.89 | 34.96 | 35.29 | 34.95 | 35.47 | 35.84 | 36.68 | 37.67 | 39.15 | 38.73 | 490.22 | |

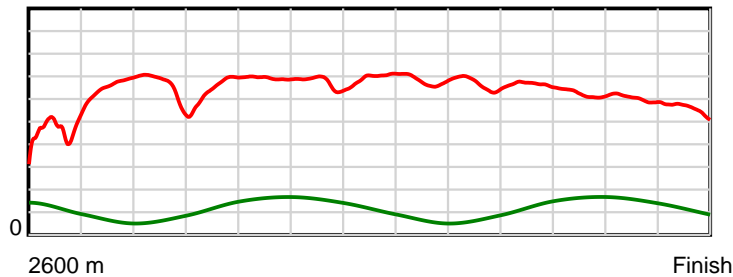
10 m Stride length



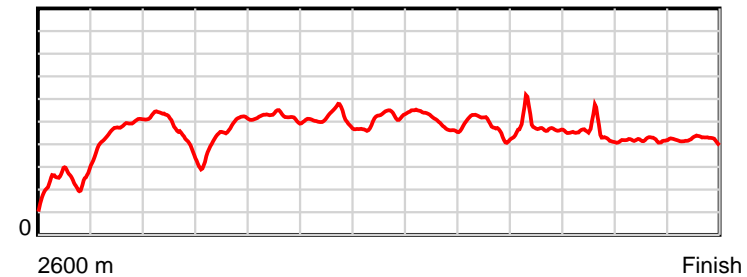
0.6 s Stride duration



20 m/sec Speed



100 % Stride efficiency



Note: Horizontal distance axis grid lines are 200m furlongs.

Disclaimer.

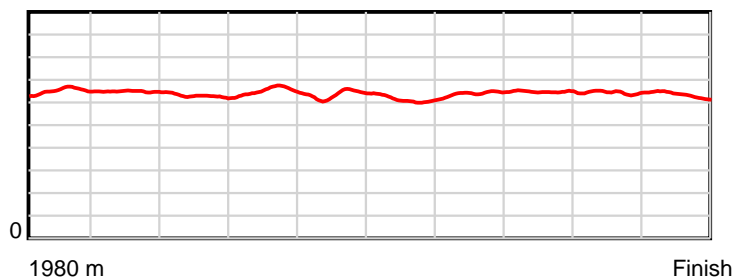
HRNZ and NZMTC and Thoroughbred Ratings Pty Ltd accepts no responsibility for the completeness or accuracy of any of the information contained herein, and makes no representations about its suitability for any particular purpose. Users should make their own judgements about those matters and/or seek independent advice. You assume all risks associated with use of the data provided on this page.

Race Results

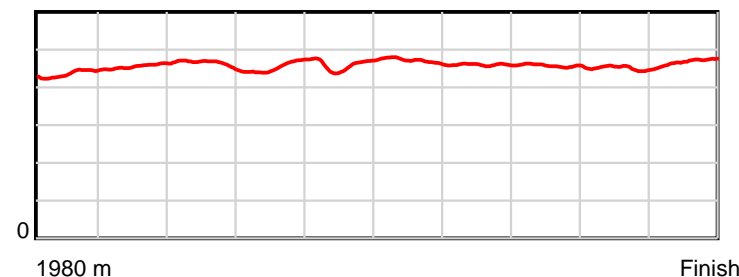
March 22, 2019, Race 6, VERO FLYING STAKES (MOBILE PACE), Distance 1980m, Addington - Survey 1980m

| Result | TAB no. | Horse (Barrier) | 1980 to | 1800m to | 1600m to | 1400m to | 1200m to | 1000m to | 800m to | 600m to | 400m to | 200m to | Total or | Margin |
|--------|---------|------------------------------|---------|----------|----------|----------|----------|----------|---------|---------|---------|---------|----------|--------|
| 1st | 7 | Jesse Duke (7) | 1800m | 1600m | 1400m | 1200m | 1000m | 800m | 600m | 400m | 200m | WP | Average | |
| | | Position in running (margin) | - | 5(3.9) | 4(5.0) | 2(1.1) | 1(0.0) | 1(0.0) | 1(0.0) | 1(0.0) | 1(0.0) | 1(0.0) | | 0.00 |
| | | Sectional time (s) | 12.22 | 14.41 | 14.94 | 14.07 | 14.53 | 15.50 | 14.42 | 14.30 | 13.96 | 14.96 | | |
| | | Cumulative time (s) | 143.31 | 131.09 | 116.68 | 101.74 | 87.67 | 73.14 | 57.64 | 43.22 | 28.92 | 14.96 | 2:23.31 | |
| | | Speed (m/s) | 14.73 | 13.88 | 13.39 | 14.21 | 13.76 | 12.90 | 13.87 | 13.99 | 14.33 | 13.37 | 13.82 | |
| | | Stride length (m) | 6.49 | 6.33 | 6.20 | 6.47 | 6.33 | 6.07 | 6.38 | 6.39 | 6.46 | 6.27 | 6.34 | |
| | | Stride duration (s) | 0.437 | 0.456 | 0.463 | 0.455 | 0.460 | 0.470 | 0.460 | 0.457 | 0.451 | 0.469 | 0.459 | |
| | | Stride efficiency (%) | 65.91 | 62.62 | 60.13 | 65.38 | 62.65 | 57.57 | 63.56 | 63.85 | 65.13 | 61.44 | 62.72 | |
| | | Stride count | 27.72 | 31.59 | 32.24 | 30.92 | 31.59 | 32.95 | 31.36 | 31.29 | 30.98 | 31.90 | 312.54 | |

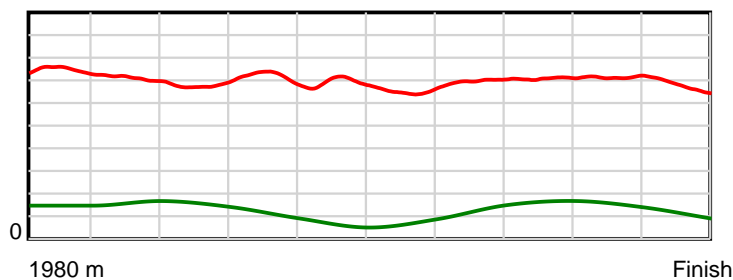
10 m Stride length



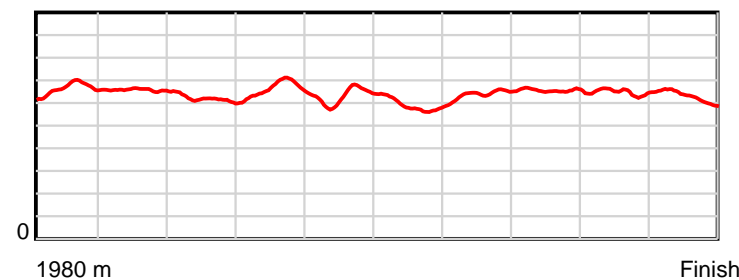
0.6 s Stride duration



20 m/sec Speed



100 % Stride efficiency



Note: Horizontal distance axis grid lines are 200m furlongs.

Disclaimer.

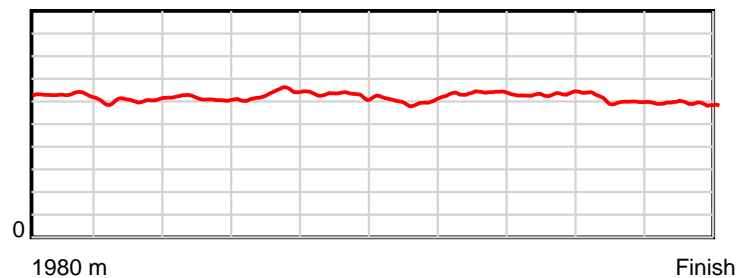
HRNZ and NZMTC and Thoroughbred Ratings Pty Ltd accepts no responsibility for the completeness or accuracy of any of the information contained herein, and makes no representations about its suitability for any particular purpose. Users should make their own judgements about those matters and/or seek independent advice. You assume all risks associated with use of the data provided on this page.

Race Results

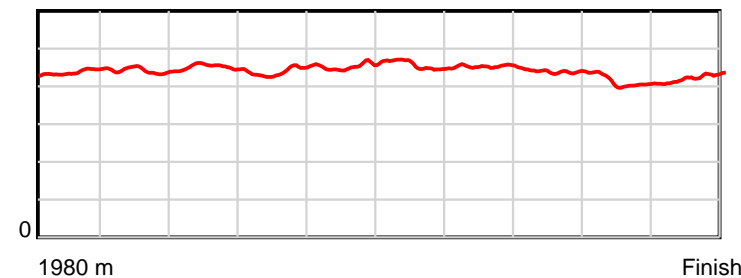
March 22, 2019, Race 6, VERO FLYING STAKES (MOBILE PACE), Distance 1980m, Addington - Survey 1980m

| Result | TAB no. | Horse (Barrier) | 1980 to | 1800m to | 1600m to | 1400m to | 1200m to | 1000m to | 800m to | 600m to | 400m to | 200m to | Total or | Margin |
|--------|---------|------------------------------|--------------|--------------|--------------|--------------|--------------|-------------|-------------|-------------|-------------|-----------|----------------|--------|
| 2nd | 8 | Chiller Bay (8) | 1800m | 1600m | 1400m | 1200m | 1000m | 800m | 600m | 400m | 200m | WP | Average | |
| | | Position in running (margin) | - | 9(6.4) | 8(11.1) | 8(7.8) | 7(6.0) | 6(6.2) | 6(5.7) | 6(4.5) | 5(4.2) | 5(4.0) | | 1.00 |
| | | Sectional time (s) | 12.56 | 15.02 | 15.02 | 13.97 | 14.56 | 15.43 | 14.22 | 14.25 | 13.92 | 14.55 | | |
| | | Cumulative time (s) | 143.50 | 130.94 | 115.92 | 100.90 | 86.93 | 72.37 | 56.94 | 42.72 | 28.47 | 14.55 | 2:23.50 | |
| | | Speed (m/s) | 14.33 | 13.32 | 13.32 | 14.32 | 13.74 | 12.96 | 14.06 | 14.04 | 14.37 | 13.75 | 13.80 | |
| | | Stride length (m) | 6.28 | 5.88 | 6.01 | 6.29 | 6.23 | 5.91 | 6.37 | 6.15 | 5.89 | 5.83 | 6.08 | |
| | | Stride duration (s) | 0.438 | 0.442 | 0.451 | 0.440 | 0.453 | 0.456 | 0.453 | 0.439 | 0.410 | 0.424 | 0.440 | |
| | | Stride efficiency (%) | 61.58 | 54.10 | 56.45 | 61.91 | 60.59 | 54.53 | 63.40 | 59.18 | 54.20 | 53.20 | 57.70 | |
| | | Stride count | 28.67 | 33.99 | 33.28 | 31.77 | 32.12 | 33.86 | 31.40 | 32.50 | 33.96 | 34.28 | 325.83 | |

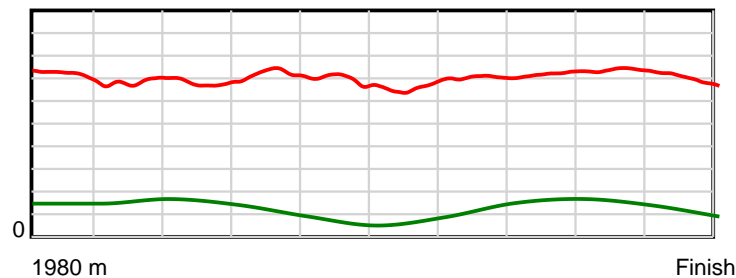
10 m Stride length



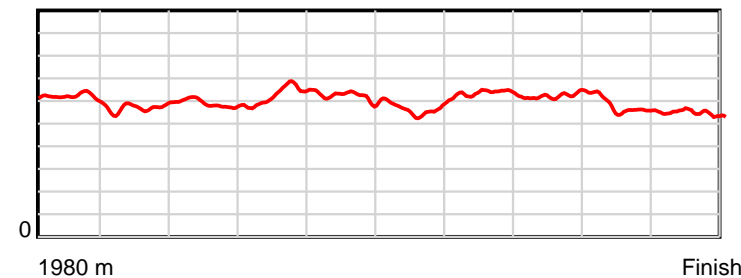
0.6 s Stride duration



20 m/sec Speed



100 % Stride efficiency



Note: Horizontal distance axis grid lines are 200m furlongs.

Disclaimer.

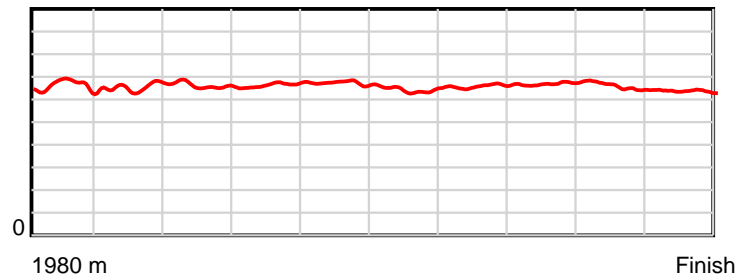
HRNZ and NZMTC and Thoroughbred Ratings Pty Ltd accepts no responsibility for the completeness or accuracy of any of the information contained herein, and makes no representations about its suitability for any particular purpose. Users should make their own judgements about those matters and/or seek independent advice. You assume all risks associated with use of the data provided on this page.

Race Results

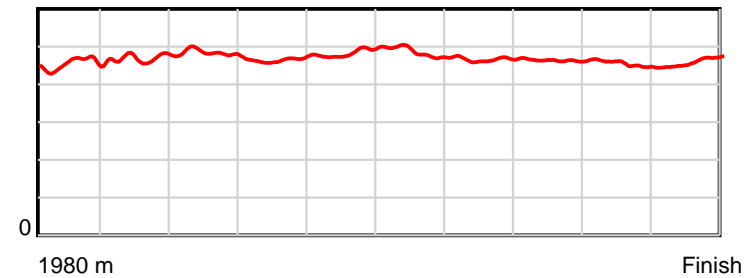
March 22, 2019, Race 6, VERO FLYING STAKES (MOBILE PACE), Distance 1980m, Addington - Survey 1980m

| Result | TAB no. | Horse (Barrier) | 1980 to | 1800m to | 1600m to | 1400m to | 1200m to | 1000m to | 800m to | 600m to | 400m to | 200m to | Total or | Margin |
|--------|---------|------------------------------|---------|----------|----------|----------|----------|----------|---------|---------|---------|---------|----------|--------|
| 3rd | 6 | Dadndave (6) | 1800m | 1600m | 1400m | 1200m | 1000m | 800m | 600m | 400m | 200m | WP | Average | |
| | | Position in running (margin) | - | 8(5.5) | 7(9.5) | 6(5.4) | 5(3.9) | 5(4.8) | 5(4.0) | 4(2.9) | 4(2.9) | 3(3.5) | | 1.80 |
| | | Sectional time (s) | 12.68 | 14.89 | 14.91 | 13.99 | 14.69 | 15.36 | 14.24 | 14.30 | 14.06 | 14.51 | | |
| | | Cumulative time (s) | 143.63 | 130.95 | 116.06 | 101.15 | 87.16 | 72.47 | 57.11 | 42.87 | 28.57 | 14.51 | 2:23.63 | |
| | | Speed (m/s) | 14.20 | 13.43 | 13.41 | 14.30 | 13.61 | 13.02 | 14.04 | 13.99 | 14.22 | 13.78 | 13.79 | |
| | | Stride length (m) | 6.58 | 6.32 | 6.48 | 6.65 | 6.59 | 6.30 | 6.55 | 6.48 | 6.44 | 6.36 | 6.47 | |
| | | Stride duration (s) | 0.453 | 0.470 | 0.483 | 0.465 | 0.484 | 0.484 | 0.466 | 0.463 | 0.453 | 0.461 | 0.469 | |
| | | Stride efficiency (%) | 67.74 | 62.40 | 65.66 | 69.14 | 67.79 | 62.05 | 67.00 | 65.61 | 64.85 | 63.21 | 65.46 | |
| | | Stride count | 27.34 | 31.65 | 30.85 | 30.07 | 30.37 | 31.74 | 30.54 | 30.87 | 31.05 | 31.45 | 305.93 | |

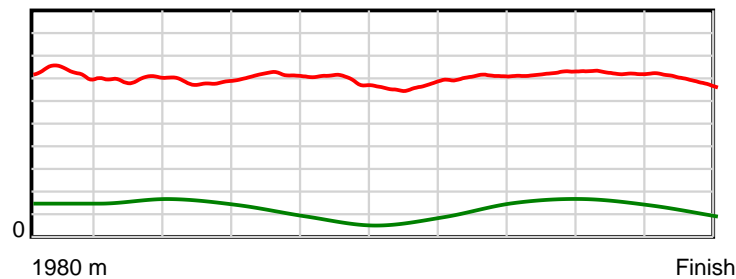
10 m Stride length



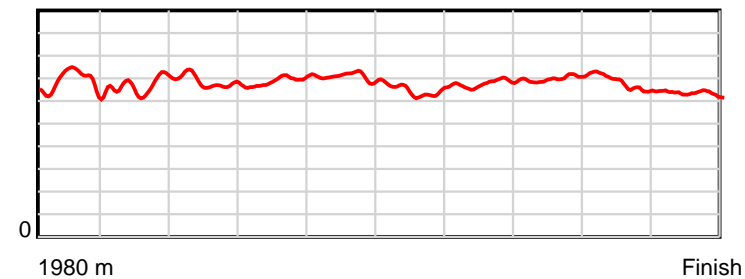
0.6 s Stride duration



20 m/sec Speed



100 % Stride efficiency



Note: Horizontal distance axis grid lines are 200m furlongs.

Disclaimer.

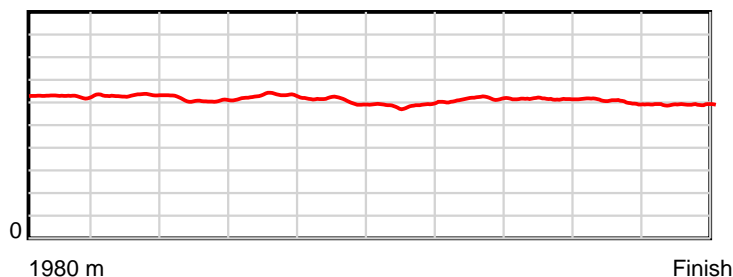
HRNZ and NZMTC and Thoroughbred Ratings Pty Ltd accepts no responsibility for the completeness or accuracy of any of the information contained herein, and makes no representations about its suitability for any particular purpose. Users should make their own judgements about those matters and/or seek independent advice. You assume all risks associated with use of the data provided on this page.

Race Results

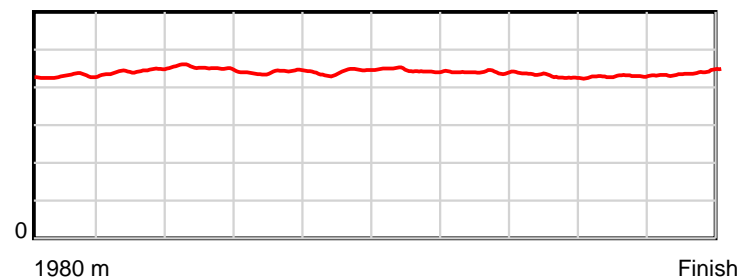
March 22, 2019, Race 6, VERO FLYING STAKES (MOBILE PACE), Distance 1980m, Addington - Survey 1980m

| Result | TAB no. | Horse (Barrier) | 1980 to | 1800m to | 1600m to | 1400m to | 1200m to | 1000m to | 800m to | 600m to | 400m to | 200m to | Total or | Margin |
|--------|---------|------------------------------|---------|----------|----------|----------|----------|----------|---------|---------|---------|---------|----------|--------|
| 4th | 9 | Memphis Tennes... (9) | 1800m | 1600m | 1400m | 1200m | 1000m | 800m | 600m | 400m | 200m | WP | Average | |
| | | Position in running (margin) | - | 7(5.4) | 6(6.5) | 4(3.3) | 3(2.0) | 3(2.7) | 3(2.0) | 2(1.2) | 2(0.8) | 2(3.3) | | 2.70 |
| | | Sectional time (s) | 12.64 | 14.41 | 15.06 | 14.03 | 14.65 | 15.37 | 14.30 | 14.24 | 14.37 | 14.73 | | |
| | | Cumulative time (s) | 143.80 | 131.16 | 116.75 | 101.69 | 87.66 | 73.01 | 57.64 | 43.34 | 29.10 | 14.73 | 2:23.80 | |
| | | Speed (m/s) | 14.24 | 13.88 | 13.28 | 14.26 | 13.65 | 13.01 | 13.99 | 14.04 | 13.92 | 13.58 | 13.77 | |
| | | Stride length (m) | 6.28 | 6.15 | 6.00 | 6.29 | 6.02 | 5.79 | 6.15 | 6.03 | 5.98 | 5.96 | 6.06 | |
| | | Stride duration (s) | 0.430 | 0.443 | 0.452 | 0.441 | 0.441 | 0.445 | 0.440 | 0.430 | 0.430 | 0.439 | 0.440 | |
| | | Stride efficiency (%) | 61.59 | 59.15 | 56.30 | 61.79 | 56.65 | 52.47 | 59.18 | 56.87 | 55.88 | 55.43 | 57.39 | |
| | | Stride count | 28.67 | 32.51 | 33.32 | 31.81 | 33.22 | 34.51 | 32.50 | 33.15 | 33.44 | 33.58 | 326.71 | |

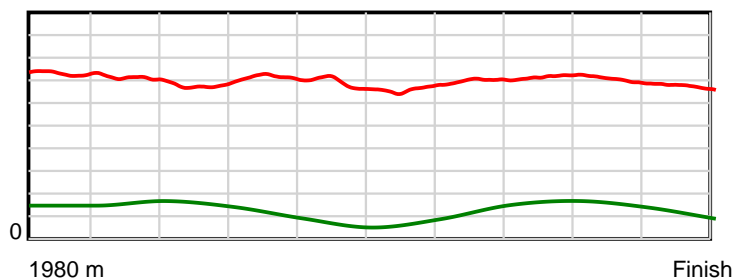
10 m Stride length



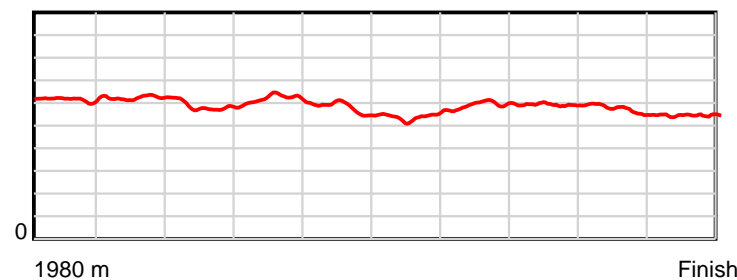
0.6 s Stride duration



20 m/sec Speed



100 % Stride efficiency



Note: Horizontal distance axis grid lines are 200m furlongs.

Disclaimer.

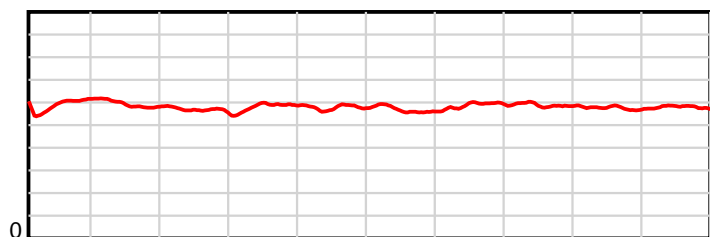
HRNZ and NZMTC and Thoroughbred Ratings Pty Ltd accepts no responsibility for the completeness or accuracy of any of the information contained herein, and makes no representations about its suitability for any particular purpose. Users should make their own judgements about those matters and/or seek independent advice. You assume all risks associated with use of the data provided on this page.

Race Results

March 22, 2019, Race 6, VERO FLYING STAKES (MOBILE PACE), Distance 1980m, Addington - Survey 1980m

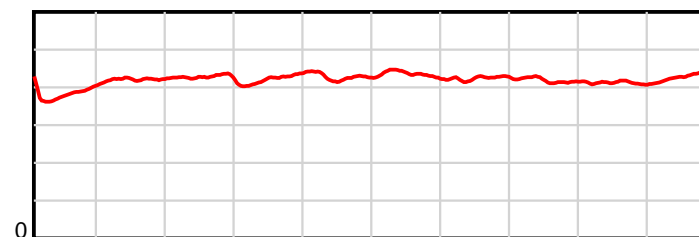
| Result | TAB no. | Horse (Barrier) | 1980 to | 1800m to | 1600m to | 1400m to | 1200m to | 1000m to | 800m to | 600m to | 400m to | 200m to | Total or | Margin |
|--------|---------|------------------------------|--------------|--------------|--------------|--------------|--------------|-------------|-------------|-------------|-------------|-----------|----------------|--------|
| 5th | 3 | Heisenberg (3) | 1800m | 1600m | 1400m | 1200m | 1000m | 800m | 600m | 400m | 200m | WP | Average | |
| | | Position in running (margin) | - | 2(0.7) | 2(1.8) | 1(0.0) | 2(2.0) | 2(2.7) | 2(1.6) | 3(1.5) | 3(1.3) | 4(3.8) | | 3.10 |
| | | Sectional time (s) | 11.73 | 14.42 | 15.28 | 14.58 | 14.65 | 15.33 | 14.40 | 14.28 | 14.36 | 14.84 | | |
| | | Cumulative time (s) | 143.87 | 132.14 | 117.72 | 102.44 | 87.86 | 73.21 | 57.88 | 43.48 | 29.20 | 14.84 | 2:23.87 | |
| | | Speed (m/s) | 15.35 | 13.87 | 13.09 | 13.72 | 13.65 | 13.05 | 13.89 | 14.01 | 13.93 | 13.48 | 13.76 | |
| | | Stride length (m) | 5.89 | 5.84 | 5.59 | 5.80 | 5.83 | 5.67 | 5.90 | 5.86 | 5.73 | 5.81 | 5.79 | |
| | | Stride duration (s) | 0.382 | 0.421 | 0.427 | 0.423 | 0.427 | 0.435 | 0.424 | 0.418 | 0.411 | 0.431 | 0.421 | |
| | | Stride efficiency (%) | 54.16 | 53.24 | 48.78 | 52.63 | 53.18 | 50.27 | 54.30 | 53.59 | 51.31 | 52.70 | 52.36 | |
| | | Stride count | 30.57 | 34.26 | 35.80 | 34.46 | 34.28 | 35.26 | 33.93 | 34.15 | 34.90 | 34.44 | 342.05 | |

10 m Stride length



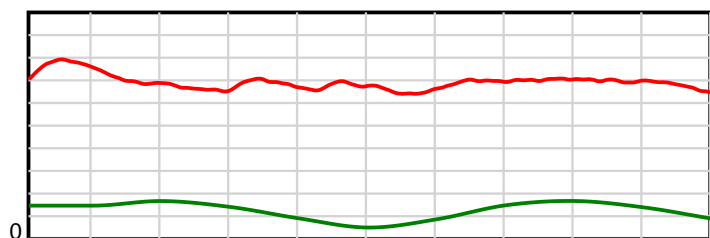
1980 m Finish

0.6 s Stride duration



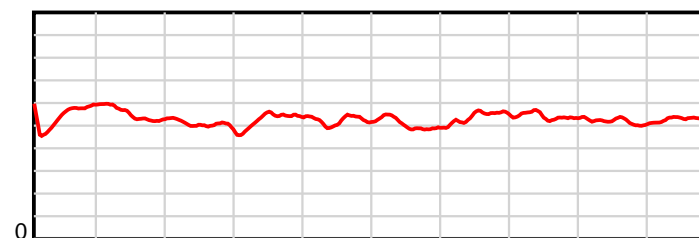
1980 m Finish

20 m/sec Speed



1980 m Finish

100 % Stride efficiency



1980 m Finish

Note: Horizontal distance axis grid lines are 200m furlongs.

Disclaimer.

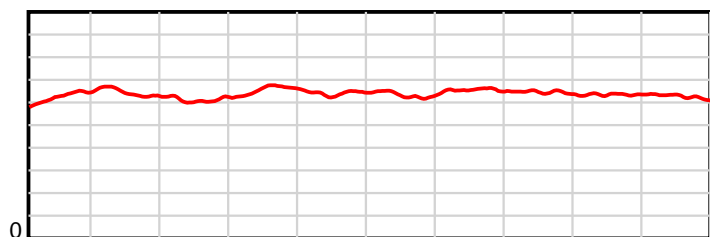
HRNZ and NZMTC and Thoroughbred Ratings Pty Ltd accepts no responsibility for the completeness or accuracy of any of the information contained herein, and makes no representations about its suitability for any particular purpose. Users should make their own judgements about those matters and/or seek independent advice. You assume all risks associated with use of the data provided on this page.

Race Results

March 22, 2019, Race 6, VERO FLYING STAKES (MOBILE PACE), Distance 1980m, Addington - Survey 1980m

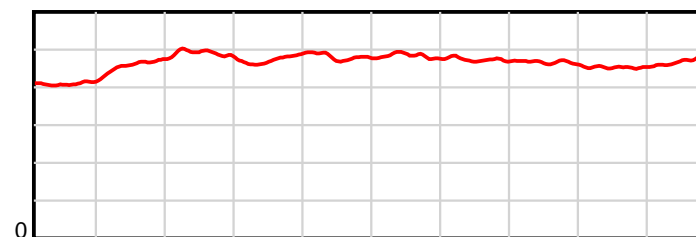
| Result | TAB no. | Horse (Barrier) | 1980 to | 1800m to | 1600m to | 1400m to | 1200m to | 1000m to | 800m to | 600m to | 400m to | 200m to | Total or | Margin |
|--------|---------|------------------------------|---------|----------|----------|----------|----------|----------|---------|---------|---------|---------|----------|--------|
| 6th | 1 | Eureka (1) | 1800m | 1600m | 1400m | 1200m | 1000m | 800m | 600m | 400m | 200m | WP | Average | |
| | | Position in running (margin) | - | 3(0.9) | 3(1.9) | 5(4.4) | 6(5.5) | 7(7.5) | 7(5.8) | 7(5.7) | 7(6.9) | 6(10.1) | | 11.40 |
| | | Sectional time (s) | 11.70 | 14.39 | 16.00 | 14.44 | 14.85 | 15.22 | 14.40 | 14.50 | 14.49 | 15.38 | | |
| | | Cumulative time (s) | 145.37 | 133.67 | 119.28 | 103.28 | 88.84 | 73.99 | 58.77 | 44.37 | 29.87 | 15.38 | 2:25.37 | |
| | | Speed (m/s) | 15.39 | 13.90 | 12.50 | 13.85 | 13.47 | 13.14 | 13.89 | 13.79 | 13.80 | 13.00 | 13.62 | |
| | | Stride length (m) | 6.34 | 6.41 | 6.13 | 6.57 | 6.47 | 6.35 | 6.58 | 6.42 | 6.25 | 6.22 | 6.37 | |
| | | Stride duration (s) | 0.410 | 0.461 | 0.490 | 0.475 | 0.480 | 0.483 | 0.474 | 0.466 | 0.453 | 0.478 | 0.468 | |
| | | Stride efficiency (%) | 62.79 | 64.14 | 58.63 | 67.52 | 65.38 | 62.96 | 67.59 | 64.48 | 61.10 | 60.46 | 63.42 | |
| | | Stride count | 28.40 | 31.22 | 32.65 | 30.42 | 30.92 | 31.51 | 30.41 | 31.14 | 31.99 | 32.15 | 310.81 | |

10 m Stride length



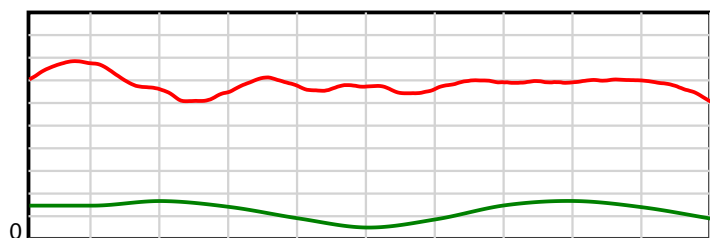
1980 m Finish

0.6 s Stride duration



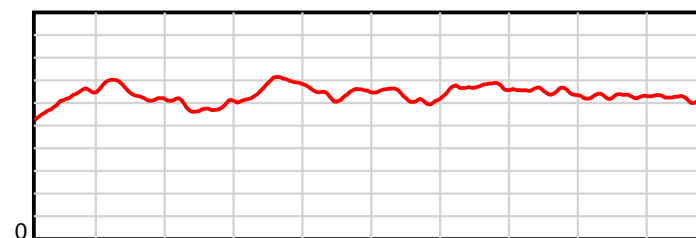
1980 m Finish

20 m/sec Speed



1980 m Finish

100 % Stride efficiency



1980 m Finish

Note: Horizontal distance axis grid lines are 200m furlongs.

Disclaimer.

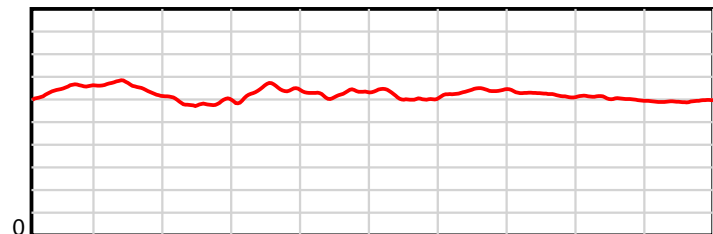
HRNZ and NZMTC and Thoroughbred Ratings Pty Ltd accepts no responsibility for the completeness or accuracy of any of the information contained herein, and makes no representations about its suitability for any particular purpose. Users should make their own judgements about those matters and/or seek independent advice. You assume all risks associated with use of the data provided on this page.

Race Results

March 22, 2019, Race 6, VERO FLYING STAKES (MOBILE PACE), Distance 1980m, Addington - Survey 1980m

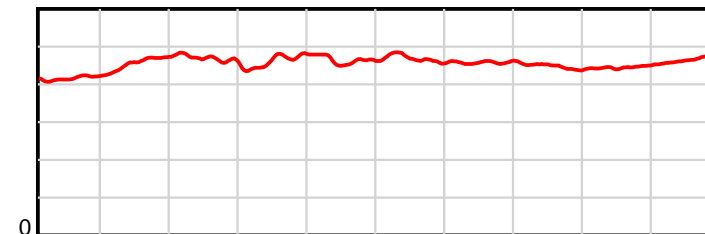
| Result | TAB no. | Horse (Barrier) | 1980 to | 1800m to | 1600m to | 1400m to | 1200m to | 1000m to | 800m to | 600m to | 400m to | 200m to | Total or | Margin |
|--------|---------|------------------------------|--------------|--------------|--------------|--------------|--------------|-------------|-------------|-------------|-------------|-----------|----------------|--------|
| 7th | 2 | Global Dominat... (2) | 1800m | 1600m | 1400m | 1200m | 1000m | 800m | 600m | 400m | 200m | WP | Average | |
| | | Position in running (margin) | - | 1(0.0) | 1(0.0) | 3(2.1) | 4(3.4) | 4(4.7) | 4(3.5) | 5(3.4) | 6(4.8) | 7(10.2) | | 15.20 |
| | | Sectional time (s) | 11.50 | 14.24 | 15.94 | 14.46 | 14.76 | 15.29 | 14.40 | 14.54 | 14.86 | 16.06 | | |
| | | Cumulative time (s) | 146.05 | 134.55 | 120.31 | 104.37 | 89.91 | 75.15 | 59.86 | 45.46 | 30.92 | 16.06 | 2:26.05 | |
| | | Speed (m/s) | 15.65 | 14.04 | 12.55 | 13.83 | 13.55 | 13.08 | 13.89 | 13.76 | 13.46 | 12.45 | 13.56 | |
| | | Stride length (m) | 6.49 | 6.44 | 5.88 | 6.41 | 6.29 | 6.13 | 6.37 | 6.15 | 6.00 | 5.87 | 6.19 | |
| | | Stride duration (s) | 0.416 | 0.458 | 0.468 | 0.463 | 0.464 | 0.469 | 0.458 | 0.447 | 0.446 | 0.471 | 0.457 | |
| | | Stride efficiency (%) | 65.77 | 64.82 | 53.95 | 64.20 | 61.74 | 58.73 | 63.33 | 59.01 | 56.21 | 53.86 | 59.88 | |
| | | Stride count | 27.74 | 31.05 | 34.04 | 31.20 | 31.82 | 32.62 | 31.42 | 32.55 | 33.35 | 34.07 | 319.86 | |

10 m Stride length



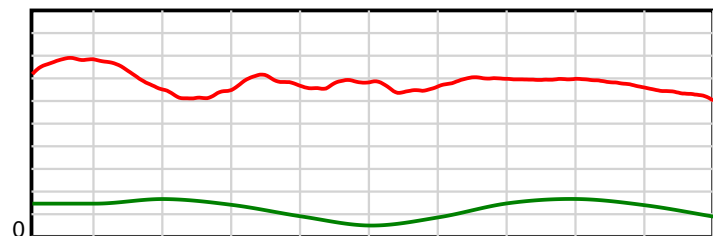
1980 m Finish

0.6 s Stride duration



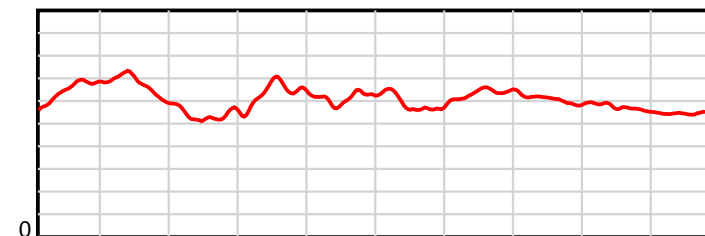
1980 m Finish

20 m/sec Speed



1980 m Finish

100 % Stride efficiency



1980 m Finish

Note: Horizontal distance axis grid lines are 200m furlongs.

Disclaimer.

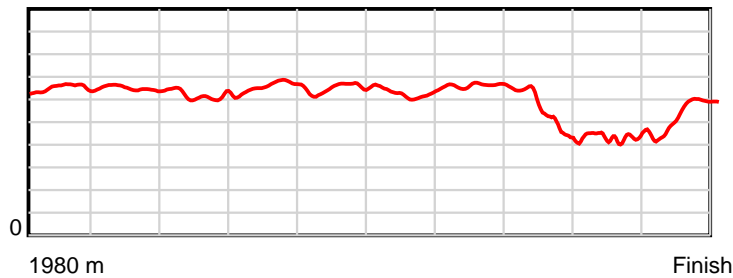
HRNZ and NZMTC and Thoroughbred Ratings Pty Ltd accepts no responsibility for the completeness or accuracy of any of the information contained herein, and makes no representations about its suitability for any particular purpose. Users should make their own judgements about those matters and/or seek independent advice. You assume all risks associated with use of the data provided on this page.

Race Results

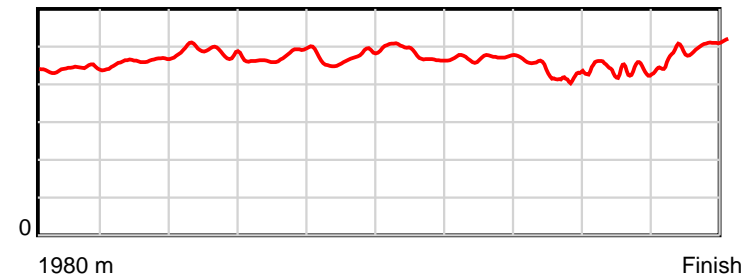
March 22, 2019, Race 6, VERO FLYING STAKES (MOBILE PACE), Distance 1980m, Addington - Survey 1980m

| Result | TAB no. | Horse (Barrier) | 1980 to | 1800m to | 1600m to | 1400m to | 1200m to | 1000m to | 800m to | 600m to | 400m to | 200m to | Total or | Margin |
|--------|---------|------------------------------|---------|----------|----------|----------|----------|----------|---------|---------|---------|---------|----------|--------|
| 8th | 5 | Diego (5) | 1800m | 1600m | 1400m | 1200m | 1000m | 800m | 600m | 400m | 200m | WP | Average | |
| | | Position in running (margin) | - | 6(4.6) | 5(5.3) | 7(6.1) | 8(7.1) | 8(8.2) | 8(8.0) | 8(6.7) | 8(22.2) | 8(64.2) | | 78.90 |
| | | Sectional time (s) | 12.36 | 14.36 | 15.70 | 14.42 | 14.73 | 15.46 | 14.20 | 16.88 | 20.95 | 18.45 | | |
| | | Cumulative time (s) | 157.51 | 145.15 | 130.79 | 115.09 | 100.67 | 85.94 | 70.48 | 56.28 | 39.40 | 18.45 | 2:37.51 | |
| | | Speed (m/s) | 14.56 | 13.93 | 12.74 | 13.87 | 13.58 | 12.94 | 14.08 | 11.85 | 9.55 | 10.84 | 12.57 | |
| | | Stride length (m) | 6.54 | 6.42 | 6.23 | 6.58 | 6.40 | 6.23 | 6.65 | 5.06 | 4.20 | 5.39 | 5.84 | |
| | | Stride duration (s) | 0.441 | 0.461 | 0.489 | 0.474 | 0.471 | 0.482 | 0.472 | 0.427 | 0.440 | 0.497 | 0.465 | |
| | | Stride efficiency (%) | 66.79 | 64.35 | 60.59 | 67.69 | 63.94 | 60.71 | 69.04 | 40.01 | 27.57 | 45.37 | 53.33 | |
| | | Stride count | 27.53 | 31.17 | 32.12 | 30.39 | 31.27 | 32.09 | 30.09 | 39.53 | 47.62 | 37.12 | 338.93 | |

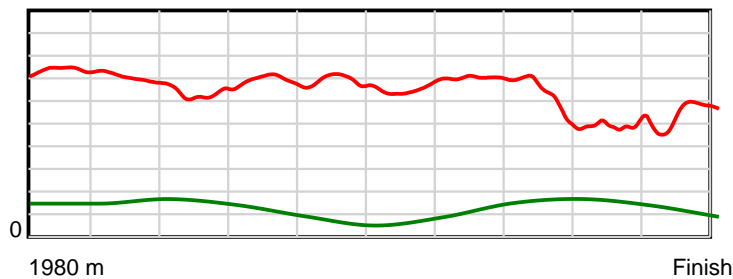
10 m Stride length



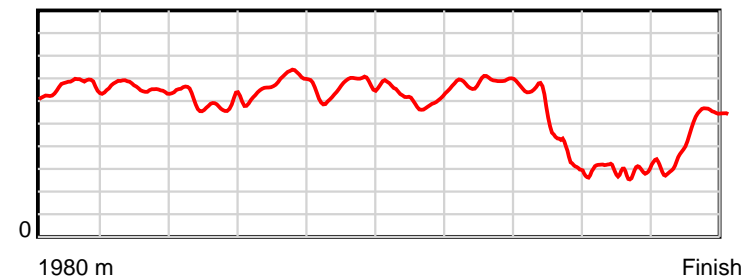
0.6 s Stride duration



20 m/sec Speed



100 % Stride efficiency



Note: Horizontal distance axis grid lines are 200m furlongs.

Disclaimer.

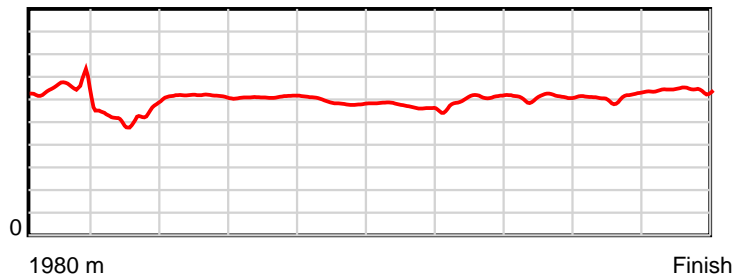
HRNZ and NZMTC and Thoroughbred Ratings Pty Ltd accepts no responsibility for the completeness or accuracy of any of the information contained herein, and makes no representations about its suitability for any particular purpose. Users should make their own judgements about those matters and/or seek independent advice. You assume all risks associated with use of the data provided on this page.

Race Results

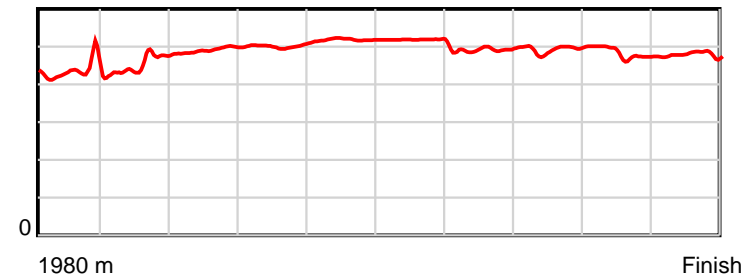
March 22, 2019, Race 6, VERO FLYING STAKES (MOBILE PACE), Distance 1980m, Addington - Survey 1980m

| Result | TAB no. | Horse (Barrier) | 1980 to | 1800m to | 1600m to | 1400m to | 1200m to | 1000m to | 800m to | 600m to | 400m to | 200m to | Total or | Margin |
|--------|---------|------------------------------|--------------|--------------|--------------|--------------|--------------|-------------|-------------|-------------|-------------|-----------|----------------|--------|
| 9th | 4 | Ultimate Snipe... (4) | 1800m | 1600m | 1400m | 1200m | 1000m | 800m | 600m | 400m | 200m | WP | Average | |
| | | Position in running (margin) | - | 4(3.7) | 9(23.8) | 9(26.8) | 9(39.3) | 9(57.1) | 9(71.7) | 9(82.6) | 9(94.3) | 9(106.2) | | 97.80 |
| | | Sectional time (s) | 12.18 | 17.58 | 16.08 | 16.33 | 17.51 | 17.93 | 16.24 | 16.25 | 15.95 | 14.87 | | |
| | | Cumulative time (s) | 160.92 | 148.74 | 131.16 | 115.08 | 98.75 | 81.24 | 63.31 | 47.07 | 30.82 | 14.87 | 2:40.92 | |
| | | Speed (m/s) | 14.78 | 11.38 | 12.44 | 12.25 | 11.42 | 11.15 | 12.32 | 12.31 | 12.54 | 13.45 | 12.30 | |
| | | Stride length (m) | 6.36 | 5.13 | 6.11 | 6.15 | 5.92 | 5.77 | 6.05 | 6.07 | 6.05 | 6.45 | 5.98 | |
| | | Stride duration (s) | 0.431 | 0.451 | 0.491 | 0.502 | 0.519 | 0.517 | 0.492 | 0.493 | 0.482 | 0.479 | 0.486 | |
| | | Stride efficiency (%) | 63.29 | 41.11 | 58.31 | 59.05 | 54.83 | 51.97 | 57.27 | 57.57 | 57.16 | 64.92 | 55.89 | |
| | | Stride count | 28.28 | 38.99 | 32.74 | 32.54 | 33.76 | 34.68 | 33.04 | 32.95 | 33.07 | 31.03 | 331.08 | |

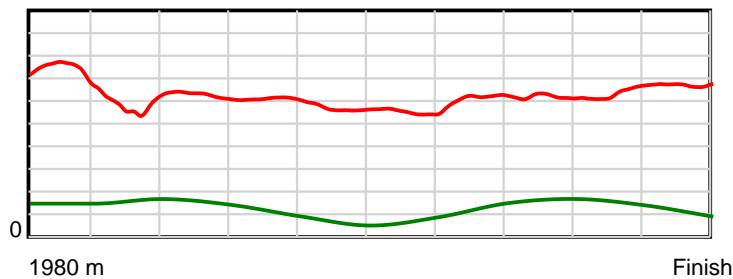
10 m Stride length



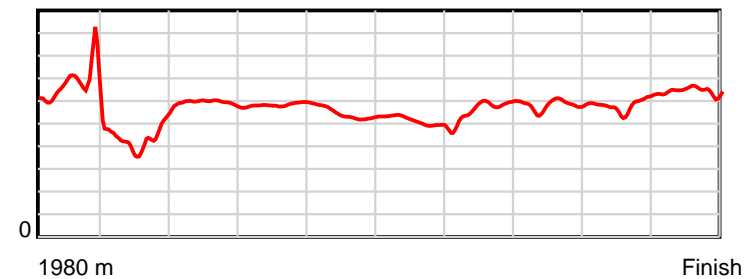
0.6 s Stride duration



20 m/sec Speed



100 % Stride efficiency



Note: Horizontal distance axis grid lines are 200m furlongs.

Disclaimer.

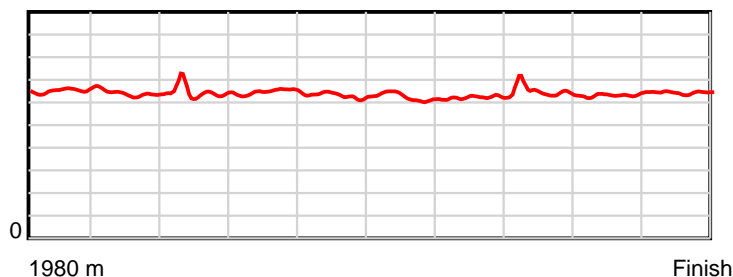
HRNZ and NZMTC and Thoroughbred Ratings Pty Ltd accepts no responsibility for the completeness or accuracy of any of the information contained herein, and makes no representations about its suitability for any particular purpose. Users should make their own judgements about those matters and/or seek independent advice. You assume all risks associated with use of the data provided on this page.

Race Results

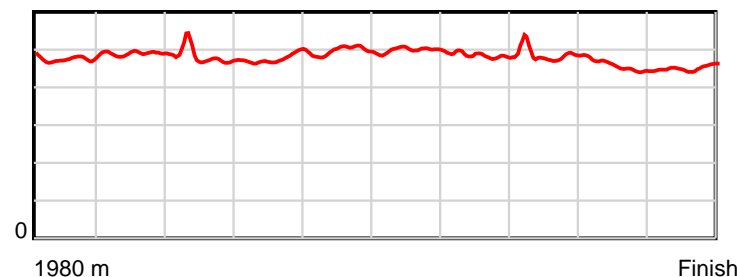
March 22, 2019, Race 7, IRT HARNESS JEWELS HOSPITALITY PACKAGES ON SALE MOBILE TROT, Distance 1980m, Addington - Survey 1980m

| Result | TAB no. | Horse (Barrier) | 1980 to | 1800m to | 1600m to | 1400m to | 1200m to | 1000m to | 800m to | 600m to | 400m to | 200m to | Total or | Margin |
|--------|---------|------------------------------|--------------|--------------|--------------|--------------|--------------|-------------|-------------|-------------|-------------|-----------|----------------|--------|
| 1st | 8 | Muscle Mountai... (8) | 1800m | 1600m | 1400m | 1200m | 1000m | 800m | 600m | 400m | 200m | WP | Average | |
| | | Position in running (margin) | - | 4(3.9) | 4(5.8) | 2(1.7) | 1(0.0) | 2(2.6) | 2(3.3) | 2(2.6) | 2(2.6) | 1(0.0) | | 0.00 |
| | | Sectional time (s) | 13.15 | 15.67 | 15.12 | 14.72 | 15.82 | 16.16 | 15.27 | 15.27 | 14.42 | 14.20 | | |
| | | Cumulative time (s) | 149.80 | 136.65 | 120.98 | 105.86 | 91.14 | 75.32 | 59.16 | 43.89 | 28.62 | 14.20 | 2:29.80 | |
| | | Speed (m/s) | 13.69 | 12.76 | 13.23 | 13.59 | 12.64 | 12.38 | 13.10 | 13.10 | 13.87 | 14.08 | 13.22 | |
| | | Stride length (m) | 6.52 | 6.25 | 6.33 | 6.49 | 6.27 | 6.18 | 6.34 | 6.33 | 6.29 | 6.36 | 6.33 | |
| | | Stride duration (s) | 0.474 | 0.490 | 0.478 | 0.478 | 0.496 | 0.500 | 0.484 | 0.484 | 0.454 | 0.452 | 0.479 | |
| | | Stride efficiency (%) | 66.41 | 61.08 | 62.58 | 65.87 | 61.50 | 59.77 | 62.71 | 62.69 | 61.86 | 63.23 | 62.69 | |
| | | Stride count | 27.61 | 31.99 | 31.60 | 30.80 | 31.88 | 32.34 | 31.57 | 31.58 | 31.79 | 31.44 | 312.60 | |

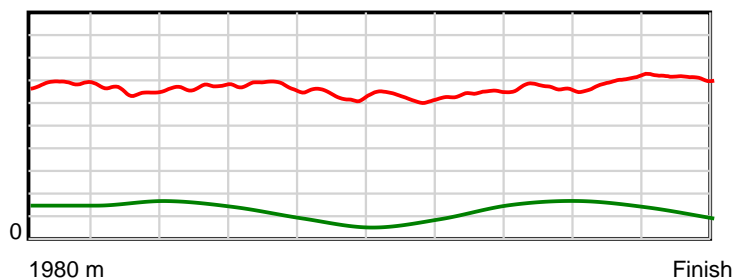
10 m Stride length



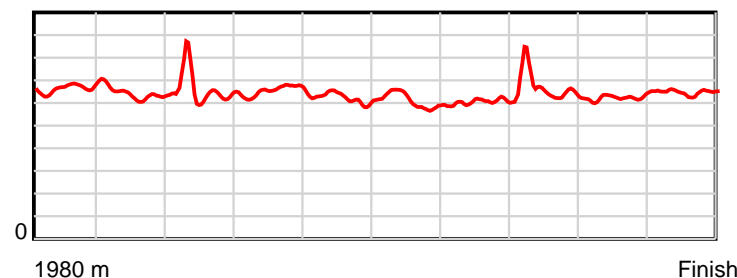
0.6 s Stride duration



20 m/sec Speed



100 % Stride efficiency



Note: Horizontal distance axis grid lines are 200m furlongs.

Disclaimer.

HRNZ and NZMTC and Thoroughbred Ratings Pty Ltd accepts no responsibility for the completeness or accuracy of any of the information contained herein, and makes no representations about its suitability for any particular purpose. Users should make their own judgements about those matters and/or seek independent advice. You assume all risks associated with use of the data provided on this page.

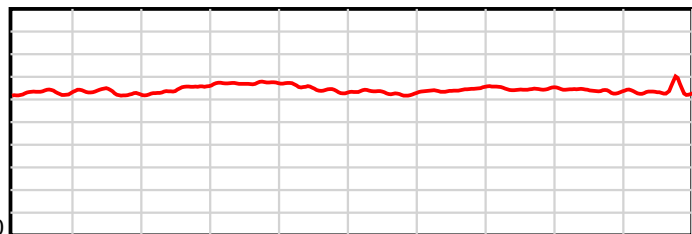
Race Results

March 22, 2019, Race 7, IRT HARNESS JEWELS HOSPITALITY PACKAGES ON SALE MOBILE TROT, Distance 1980m, Addington - Survey 1980m

| Result | TAB no. | Horse (Barrier) | 1980 to | 1800m to | 1600m to | 1400m to | 1200m to | 1000m to | 800m to | 600m to | 400m to | 200m to | Total or | Margin |
|--------|---------|-------------------------------|--------------|--------------|--------------|--------------|--------------|-------------|-------------|-------------|-------------|-----------|----------------|--------|
| 2nd | 11 | Ultimate Strid... (11) | 1800m | 1600m | 1400m | 1200m | 1000m | 800m | 600m | 400m | 200m | WP | Average | |
| | | Position in running (margin) | - | 9(11.7) | 7(13.3) | 5(7.2) | 2(1.2) | 1(0.0) | 1(0.0) | 1(0.0) | 1(0.0) | 2(0.1) | | 0.80 |
| | | Sectional time (s) | 14.70 | 15.62 | 14.78 | 14.00 | 15.18 | 16.04 | 15.40 | 15.28 | 14.87 | 14.08 | | |
| | | Cumulative time (s) | 149.95 | 135.25 | 119.63 | 104.85 | 90.85 | 75.67 | 59.63 | 44.23 | 28.95 | 14.08 | 2:29.95 | |
| | | Speed (m/s) | 12.25 | 12.80 | 13.53 | 14.29 | 13.18 | 12.47 | 12.99 | 13.09 | 13.45 | 14.20 | 13.20 | |
| | | Stride length (m) | 6.29 | 6.06 | 6.33 | 6.70 | 6.34 | 6.25 | 6.45 | 6.39 | 6.39 | 6.43 | 6.36 | |
| | | Stride duration (s) | 0.467 | 0.473 | 0.468 | 0.469 | 0.482 | 0.501 | 0.496 | 0.488 | 0.475 | 0.452 | 0.482 | |
| | | Stride efficiency (%) | 61.83 | 57.31 | 62.64 | 70.22 | 62.89 | 61.09 | 64.95 | 63.88 | 63.81 | 64.54 | 63.22 | |
| | | Stride count | 28.62 | 33.02 | 31.59 | 29.83 | 31.53 | 31.99 | 31.02 | 31.28 | 31.30 | 31.12 | 311.30 | |

10 m

Stride length

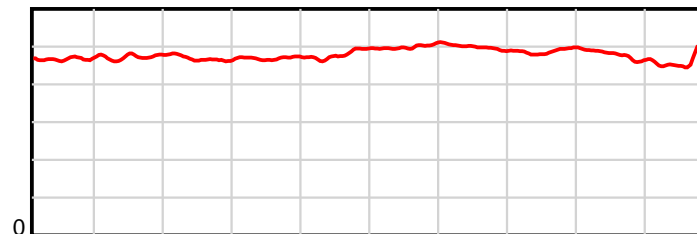


1980 m

Finish

0.6 s

Stride duration

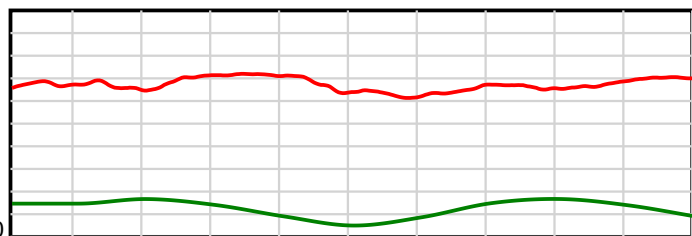


1980 m

Finish

20 m/sec

Speed

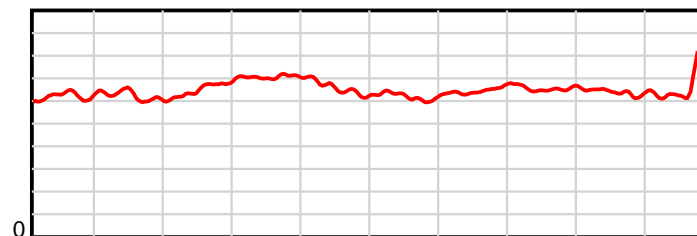


1980 m

Finish

100 %

Stride efficiency



1980 m

Finish

Note: Horizontal distance axis grid lines are 200m furlongs.

Disclaimer.

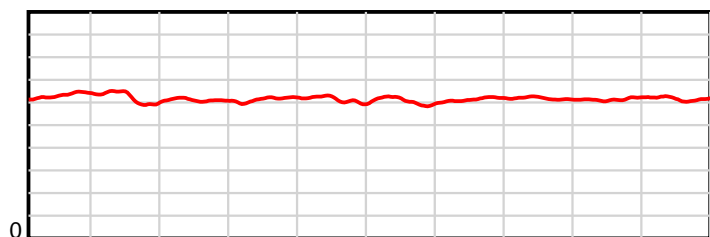
HRNZ and NZMTC and Thoroughbred Ratings Pty Ltd accepts no responsibility for the completeness or accuracy of any of the information contained herein, and makes no representations about its suitability for any particular purpose. Users should make their own judgements about those matters and/or seek independent advice. You assume all risks associated with use of the data provided on this page.

Race Results

March 22, 2019, Race 7, IRT HARNESS JEWELS HOSPITALITY PACKAGES ON SALE MOBILE TROT, Distance 1980m, Addington - Survey 1980m

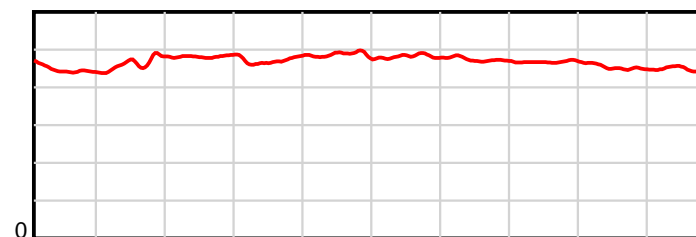
| Result | TAB no. | Horse (Barrier) | 1980 to | 1800m to | 1600m to | 1400m to | 1200m to | 1000m to | 800m to | 600m to | 400m to | 200m to | Total or | Margin |
|--------|---------|------------------------------|--------------|--------------|--------------|--------------|--------------|-------------|-------------|-------------|-------------|-----------|----------------|--------|
| 3rd | 5 | Midnight Dash (5) | 1800m | 1600m | 1400m | 1200m | 1000m | 800m | 600m | 400m | 200m | WP | Average | |
| | | Position in running (margin) | - | 2(0.2) | 1(0.0) | 1(0.0) | 3(2.2) | 3(4.9) | 4(4.7) | 4(4.9) | 4(4.5) | 3(3.5) | | 6.00 |
| | | Sectional time (s) | 12.71 | 15.32 | 15.80 | 15.37 | 15.84 | 16.00 | 15.42 | 15.21 | 14.70 | 14.52 | | |
| | | Cumulative time (s) | 150.89 | 138.18 | 122.86 | 107.06 | 91.69 | 75.85 | 59.85 | 44.43 | 29.22 | 14.52 | 2:30.89 | |
| | | Speed (m/s) | 14.17 | 13.05 | 12.66 | 13.01 | 12.63 | 12.50 | 12.97 | 13.15 | 13.61 | 13.77 | 13.12 | |
| | | Stride length (m) | 6.35 | 6.08 | 6.10 | 6.13 | 6.14 | 6.02 | 6.14 | 6.15 | 6.16 | 6.17 | 6.14 | |
| | | Stride duration (s) | 0.445 | 0.465 | 0.482 | 0.471 | 0.486 | 0.482 | 0.473 | 0.467 | 0.453 | 0.448 | 0.468 | |
| | | Stride efficiency (%) | 62.98 | 57.69 | 58.11 | 58.76 | 58.84 | 56.71 | 58.93 | 59.02 | 59.28 | 59.54 | 58.92 | |
| | | Stride count | 28.35 | 32.92 | 32.80 | 32.62 | 32.59 | 33.20 | 32.57 | 32.54 | 32.47 | 32.40 | 322.46 | |

10 m Stride length



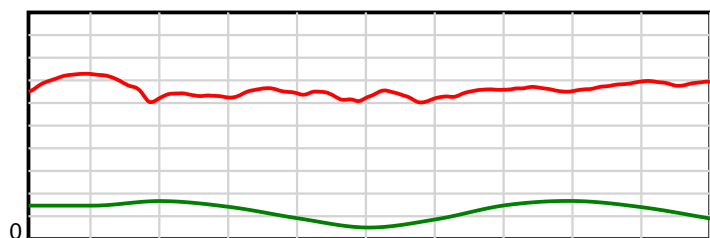
1980 m Finish

0.6 s Stride duration



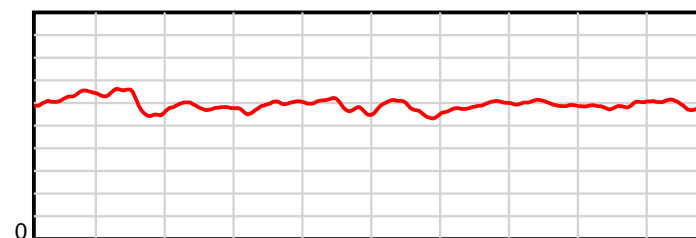
1980 m Finish

20 m/sec Speed



1980 m Finish

100 % Stride efficiency



1980 m Finish

Note: Horizontal distance axis grid lines are 200m furlongs.

Disclaimer.

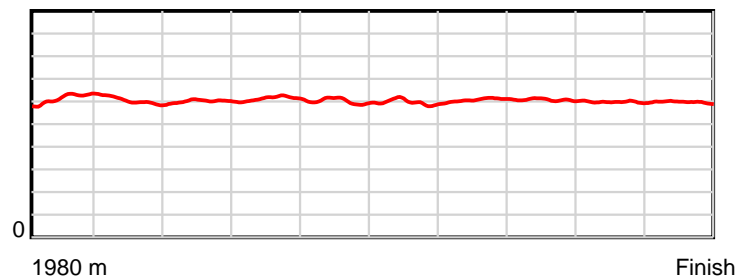
HRNZ and NZMTC and Thoroughbred Ratings Pty Ltd accepts no responsibility for the completeness or accuracy of any of the information contained herein, and makes no representations about its suitability for any particular purpose. Users should make their own judgements about those matters and/or seek independent advice. You assume all risks associated with use of the data provided on this page.

Race Results

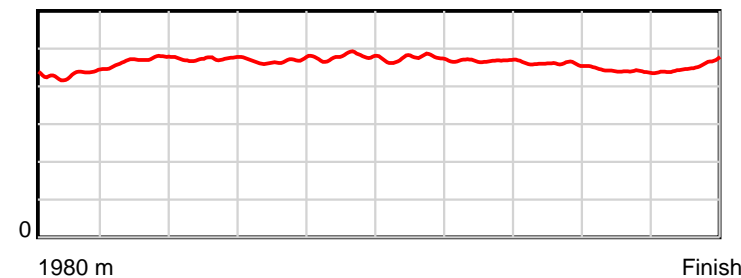
March 22, 2019, Race 7, IRT HARNESS JEWELS HOSPITALITY PACKAGES ON SALE MOBILE TROT, Distance 1980m, Addington - Survey 1980m

| Result | TAB no. | Horse (Barrier) | 1980 to | 1800m to | 1600m to | 1400m to | 1200m to | 1000m to | 800m to | 600m to | 400m to | 200m to | Total or | Margin |
|--------|---------|------------------------------|---------|----------|----------|----------|----------|----------|---------|---------|---------|---------|----------|--------|
| 4th | 2 | Zigzagzoo (2) | 1800m | 1600m | 1400m | 1200m | 1000m | 800m | 600m | 400m | 200m | WP | Average | |
| | | Position in running (margin) | - | 1(0.0) | 2(2.2) | 3(2.4) | 4(4.3) | 5(7.4) | 6(7.1) | 6(7.4) | 6(7.2) | 5(7.0) | | 13.30 |
| | | Sectional time (s) | 12.79 | 15.72 | 15.83 | 15.32 | 15.89 | 15.99 | 15.44 | 15.25 | 14.82 | 15.15 | | |
| | | Cumulative time (s) | 152.20 | 139.41 | 123.69 | 107.86 | 92.54 | 76.65 | 60.66 | 45.22 | 29.97 | 15.15 | 2:32.20 | |
| | | Speed (m/s) | 14.08 | 12.72 | 12.63 | 13.05 | 12.59 | 12.51 | 12.95 | 13.11 | 13.50 | 13.20 | 13.01 | |
| | | Stride length (m) | 6.16 | 5.97 | 5.97 | 6.11 | 6.02 | 5.93 | 6.07 | 6.03 | 5.95 | 5.99 | 6.02 | |
| | | Stride duration (s) | 0.431 | 0.469 | 0.473 | 0.468 | 0.479 | 0.474 | 0.468 | 0.459 | 0.441 | 0.454 | 0.463 | |
| | | Stride efficiency (%) | 59.33 | 55.71 | 55.79 | 58.28 | 56.70 | 54.93 | 57.50 | 56.75 | 55.33 | 56.14 | 56.60 | |
| | | Stride count | 29.21 | 33.50 | 33.47 | 32.75 | 33.20 | 33.73 | 32.97 | 33.19 | 33.61 | 33.37 | 329.00 | |

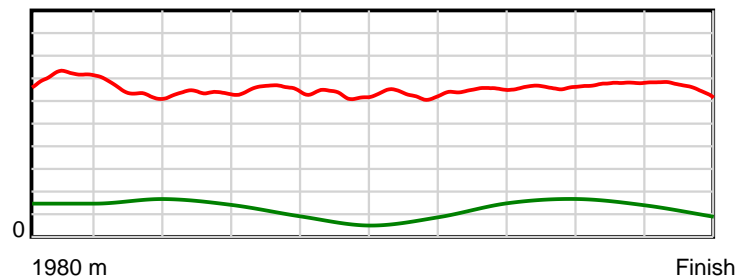
10 m Stride length



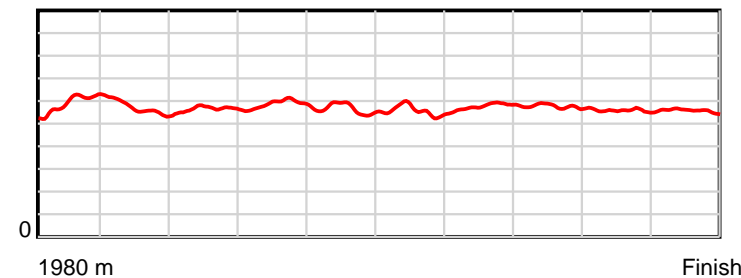
0.6 s Stride duration



20 m/sec Speed



100 % Stride efficiency



Note: Horizontal distance axis grid lines are 200m furlongs.

Disclaimer.

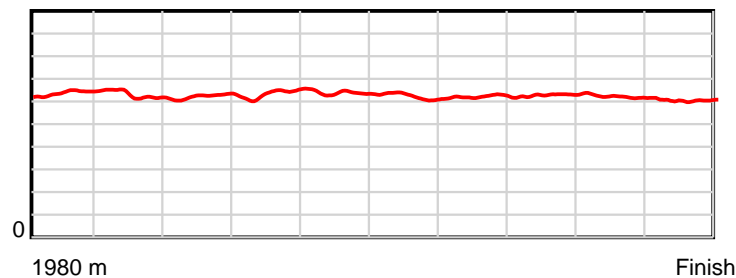
HRNZ and NZMTC and Thoroughbred Ratings Pty Ltd accepts no responsibility for the completeness or accuracy of any of the information contained herein, and makes no representations about its suitability for any particular purpose. Users should make their own judgements about those matters and/or seek independent advice. You assume all risks associated with use of the data provided on this page.

Race Results

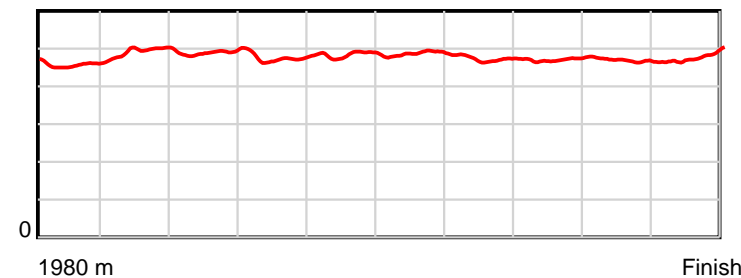
March 22, 2019, Race 7, IRT HARNESS JEWELS HOSPITALITY PACKAGES ON SALE MOBILE TROT, Distance 1980m, Addington - Survey 1980m

| Result | TAB no. | Horse (Barrier) | 1980 to | 1800m to | 1600m to | 1400m to | 1200m to | 1000m to | 800m to | 600m to | 400m to | 200m to | Total or | Margin |
|--------|---------|------------------------------|--------------|--------------|--------------|--------------|--------------|-------------|-------------|-------------|-------------|-----------|----------------|--------|
| 5th | 4 | Kahress (4) | 1800m | 1600m | 1400m | 1200m | 1000m | 800m | 600m | 400m | 200m | WP | Average | |
| | | Position in running (margin) | - | 3(2.0) | 3(4.6) | 4(4.8) | 5(4.4) | 4(5.0) | 3(4.6) | 3(3.8) | 3(3.7) | 4(6.7) | | 16.00 |
| | | Sectional time (s) | 12.98 | 15.79 | 15.84 | 14.93 | 15.49 | 15.96 | 15.27 | 15.26 | 15.35 | 15.81 | | |
| | | Cumulative time (s) | 152.68 | 139.70 | 123.91 | 108.07 | 93.14 | 77.65 | 61.69 | 46.42 | 31.16 | 15.81 | 2:32.68 | |
| | | Speed (m/s) | 13.87 | 12.67 | 12.63 | 13.40 | 12.91 | 12.53 | 13.10 | 13.11 | 13.03 | 12.65 | 12.97 | |
| | | Stride length (m) | 6.35 | 6.25 | 6.18 | 6.36 | 6.26 | 6.10 | 6.19 | 6.18 | 6.11 | 6.05 | 6.20 | |
| | | Stride duration (s) | 0.456 | 0.493 | 0.489 | 0.475 | 0.484 | 0.487 | 0.473 | 0.471 | 0.469 | 0.478 | 0.478 | |
| | | Stride efficiency (%) | 63.09 | 61.00 | 59.59 | 63.21 | 61.15 | 58.09 | 59.91 | 59.59 | 58.29 | 57.20 | 60.03 | |
| | | Stride count | 28.33 | 32.01 | 32.39 | 31.45 | 31.97 | 32.80 | 32.30 | 32.39 | 32.75 | 33.06 | 319.45 | |

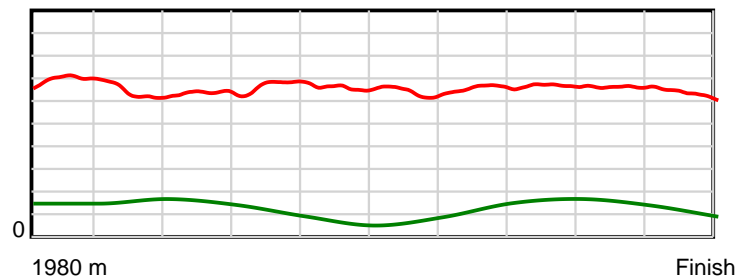
10 m Stride length



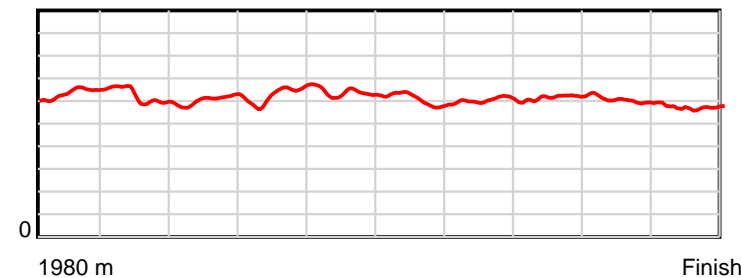
0.6 s Stride duration



20 m/sec Speed



100 % Stride efficiency



Note: Horizontal distance axis grid lines are 200m furlongs.

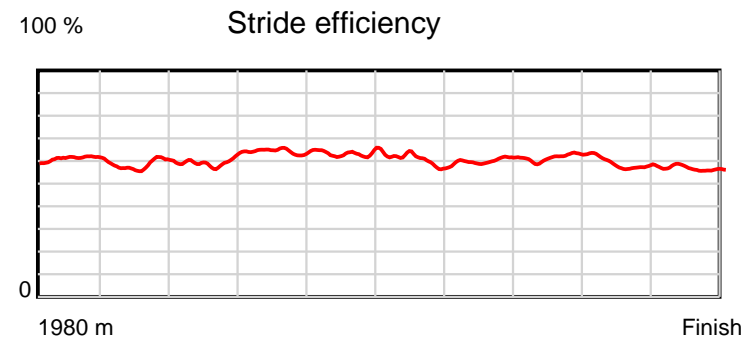
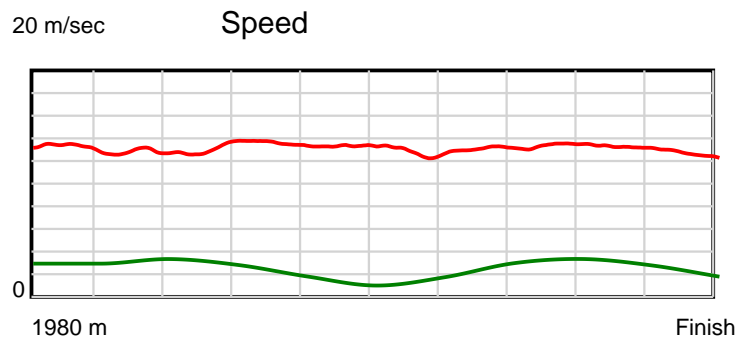
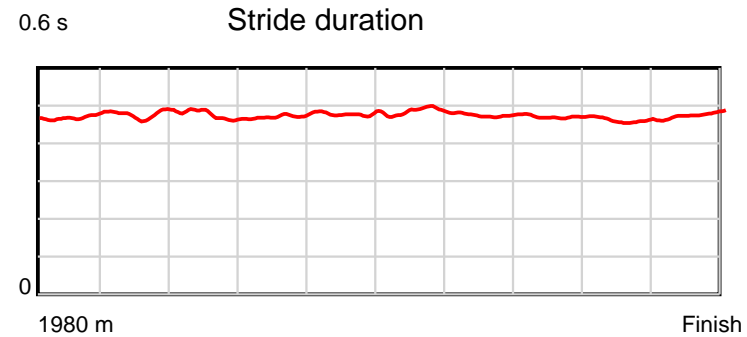
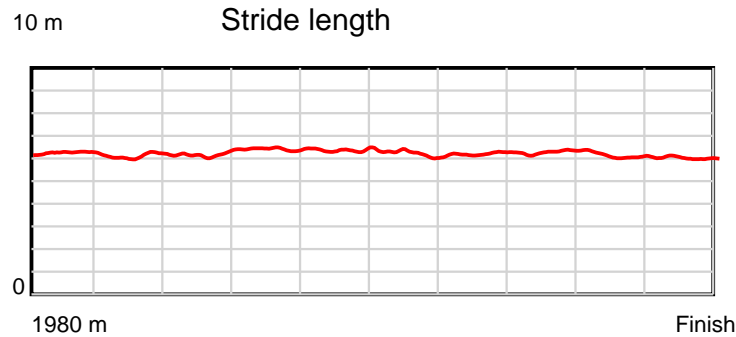
Disclaimer.

HRNZ and NZMTC and Thoroughbred Ratings Pty Ltd accepts no responsibility for the completeness or accuracy of any of the information contained herein, and makes no representations about its suitability for any particular purpose. Users should make their own judgements about those matters and/or seek independent advice. You assume all risks associated with use of the data provided on this page.

Race Results

March 22, 2019, Race 7, IRT HARNESS JEWELS HOSPITALITY PACKAGES ON SALE MOBILE TROT, Distance 1980m, Addington - Survey 1980m

| Result | TAB no. | Horse (Barrier) | 1980 to | 1800m to | 1600m to | 1400m to | 1200m to | 1000m to | 800m to | 600m to | 400m to | 200m to | Total or | Margin |
|--------|---------|------------------------------|--------------|--------------|--------------|--------------|--------------|-------------|-------------|-------------|-------------|-----------|----------------|--------|
| 6th | 12 | Fighting Fire (12) | 1800m | 1600m | 1400m | 1200m | 1000m | 800m | 600m | 400m | 200m | WP | Average | |
| | | Position in running (margin) | - | 7(8.1) | 6(12.7) | 7(10.6) | 6(8.3) | 6(7.4) | 5(6.6) | 5(6.6) | 5(6.6) | 6(8.7) | | 17.60 |
| | | Sectional time (s) | 14.00 | 16.12 | 15.45 | 14.63 | 15.23 | 15.89 | 15.31 | 15.36 | 15.20 | 15.78 | | |
| | | Cumulative time (s) | 152.97 | 138.97 | 122.85 | 107.40 | 92.77 | 77.54 | 61.65 | 46.34 | 30.98 | 15.78 | 2:32.97 | |
| | | Speed (m/s) | 12.86 | 12.41 | 12.94 | 13.67 | 13.13 | 12.59 | 13.06 | 13.02 | 13.16 | 12.67 | 12.94 | |
| | | Stride length (m) | 6.25 | 5.93 | 6.15 | 6.44 | 6.28 | 6.10 | 6.20 | 6.12 | 6.05 | 6.04 | 6.15 | |
| | | Stride duration (s) | 0.469 | 0.478 | 0.475 | 0.471 | 0.478 | 0.485 | 0.475 | 0.470 | 0.460 | 0.477 | 0.475 | |
| | | Stride efficiency (%) | 61.07 | 54.87 | 59.13 | 64.88 | 61.53 | 58.12 | 60.10 | 58.51 | 57.26 | 57.10 | 59.16 | |
| | | Stride count | 28.79 | 33.75 | 32.51 | 31.04 | 31.87 | 32.79 | 32.25 | 32.68 | 33.04 | 33.09 | 321.81 | |



Note: Horizontal distance axis grid lines are 200m furlongs.

Disclaimer.

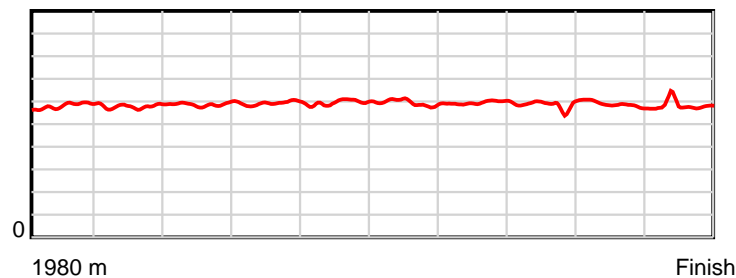
HRNZ and NZMTC and Thoroughbred Ratings Pty Ltd accepts no responsibility for the completeness or accuracy of any of the information contained herein, and makes no representations about its suitability for any particular purpose. Users should make their own judgements about those matters and/or seek independent advice. You assume all risks associated with use of the data provided on this page.

Race Results

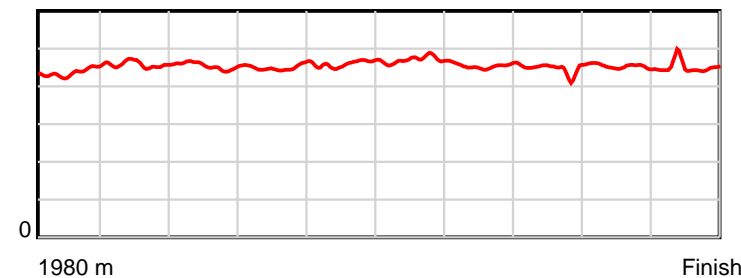
March 22, 2019, Race 7, IRT HARNESS JEWELS HOSPITALITY PACKAGES ON SALE MOBILE TROT, Distance 1980m, Addington - Survey 1980m

| Result | TAB no. | Horse (Barrier) | 1980 to | 1800m to | 1600m to | 1400m to | 1200m to | 1000m to | 800m to | 600m to | 400m to | 200m to | Total or | Margin |
|--------|---------|------------------------------|---------|----------|----------|----------|----------|----------|---------|---------|---------|---------|----------|--------|
| 7th | 3 | Quik Shot (3) | 1800m | 1600m | 1400m | 1200m | 1000m | 800m | 600m | 400m | 200m | WP | Average | |
| | | Position in running (margin) | - | 6(6.0) | 5(10.3) | 6(8.4) | 7(10.0) | 8(10.5) | 8(10.1) | 8(9.4) | 8(10.2) | 8(13.4) | | 20.40 |
| | | Sectional time (s) | 13.61 | 16.06 | 15.49 | 15.26 | 15.47 | 15.98 | 15.27 | 15.41 | 15.39 | 15.53 | | |
| | | Cumulative time (s) | 153.47 | 139.86 | 123.80 | 108.31 | 93.05 | 77.58 | 61.60 | 46.33 | 30.92 | 15.53 | 2:33.47 | |
| | | Speed (m/s) | 13.23 | 12.45 | 12.91 | 13.11 | 12.93 | 12.52 | 13.10 | 12.98 | 13.00 | 12.88 | 12.90 | |
| | | Stride length (m) | 5.84 | 5.70 | 5.87 | 5.91 | 5.95 | 5.88 | 5.95 | 5.79 | 5.88 | 5.79 | 5.85 | |
| | | Stride duration (s) | 0.438 | 0.458 | 0.454 | 0.451 | 0.460 | 0.470 | 0.454 | 0.446 | 0.453 | 0.450 | 0.454 | |
| | | Stride efficiency (%) | 53.25 | 50.83 | 53.79 | 54.57 | 55.24 | 54.08 | 55.31 | 52.32 | 54.10 | 52.38 | 53.56 | |
| | | Stride count | 30.83 | 35.07 | 34.09 | 33.84 | 33.64 | 34.00 | 33.62 | 34.56 | 33.99 | 34.55 | 338.19 | |

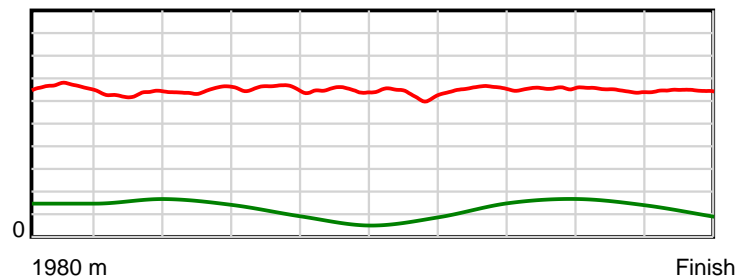
10 m Stride length



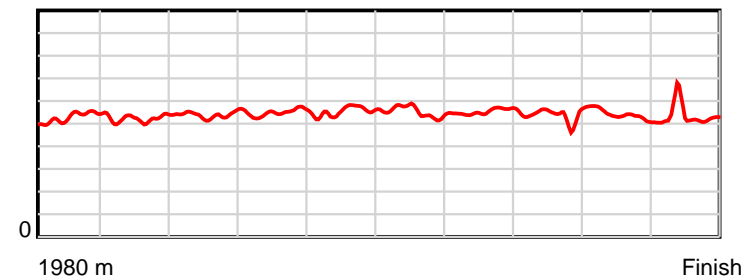
0.6 s Stride duration



20 m/sec Speed



100 % Stride efficiency



Note: Horizontal distance axis grid lines are 200m furlongs.

Disclaimer.

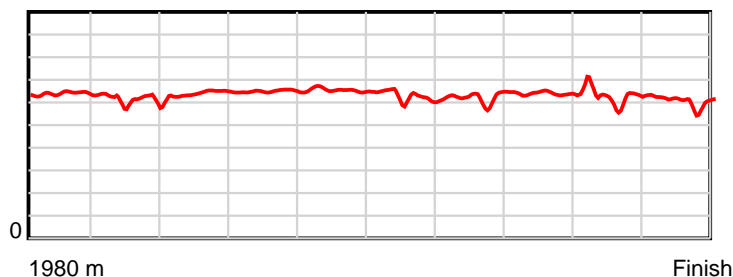
HRNZ and NZMTC and Thoroughbred Ratings Pty Ltd accepts no responsibility for the completeness or accuracy of any of the information contained herein, and makes no representations about its suitability for any particular purpose. Users should make their own judgements about those matters and/or seek independent advice. You assume all risks associated with use of the data provided on this page.

Race Results

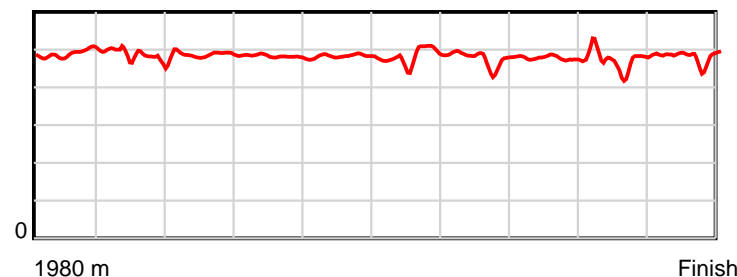
March 22, 2019, Race 7, IRT HARNESS JEWELS HOSPITALITY PACKAGES ON SALE MOBILE TROT, Distance 1980m, Addington - Survey 1980m

| Result | TAB no. | Horse (Barrier) | 1980 to | 1800m to | 1600m to | 1400m to | 1200m to | 1000m to | 800m to | 600m to | 400m to | 200m to | Total or | Margin |
|--------|---------|-------------------------------|--------------|--------------|--------------|--------------|--------------|-------------|-------------|-------------|-------------|-----------|----------------|--------|
| 8th | 10 | Musculature Me... (10) | 1800m | 1600m | 1400m | 1200m | 1000m | 800m | 600m | 400m | 200m | WP | Average | |
| | | Position in running (margin) | - | 8(10.2) | 8(15.6) | 8(13.1) | 8(12.7) | 7(10.4) | 7(9.2) | 7(8.1) | 7(8.4) | 7(10.9) | | 20.70 |
| | | Sectional time (s) | 14.36 | 16.24 | 15.40 | 14.94 | 14.99 | 15.84 | 15.22 | 15.33 | 15.27 | 15.93 | | |
| | | Cumulative time (s) | 153.52 | 139.16 | 122.92 | 107.52 | 92.58 | 77.59 | 61.75 | 46.53 | 31.20 | 15.93 | 2:33.52 | |
| | | Speed (m/s) | 12.54 | 12.32 | 12.99 | 13.39 | 13.34 | 12.63 | 13.14 | 13.05 | 13.10 | 12.55 | 12.90 | |
| | | Stride length (m) | 6.41 | 5.88 | 6.33 | 6.45 | 6.45 | 6.07 | 6.24 | 6.20 | 6.17 | 6.01 | 6.21 | |
| | | Stride duration (s) | 0.490 | 0.478 | 0.487 | 0.482 | 0.483 | 0.480 | 0.475 | 0.475 | 0.471 | 0.479 | 0.482 | |
| | | Stride efficiency (%) | 64.19 | 54.10 | 62.62 | 65.07 | 64.92 | 57.51 | 60.79 | 59.98 | 59.52 | 56.47 | 60.32 | |
| | | Stride count | 28.09 | 33.99 | 31.59 | 30.99 | 31.03 | 32.97 | 32.07 | 32.28 | 32.41 | 33.27 | 318.69 | |

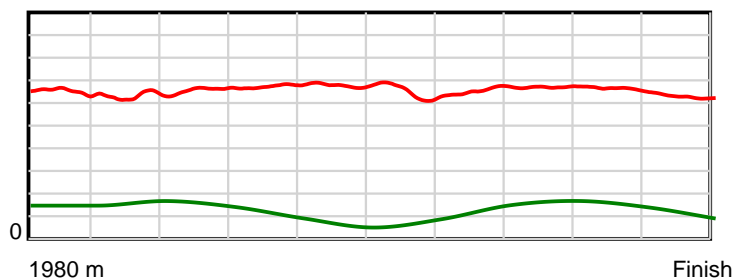
10 m Stride length



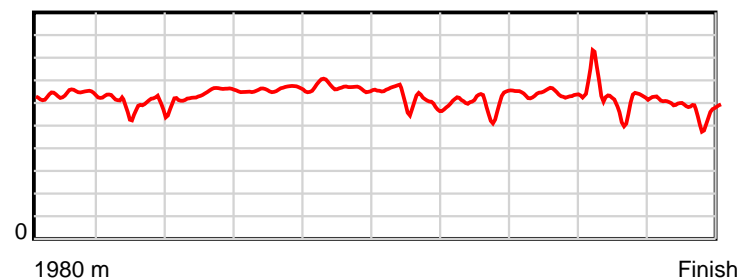
0.6 s Stride duration



20 m/sec Speed



100 % Stride efficiency



Note: Horizontal distance axis grid lines are 200m furlongs.

Disclaimer.

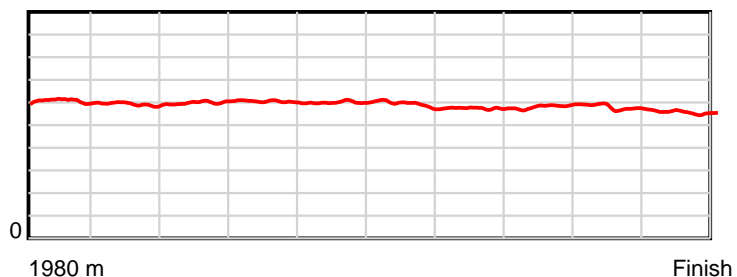
HRNZ and NZMTC and Thoroughbred Ratings Pty Ltd accepts no responsibility for the completeness or accuracy of any of the information contained herein, and makes no representations about its suitability for any particular purpose. Users should make their own judgements about those matters and/or seek independent advice. You assume all risks associated with use of the data provided on this page.

Race Results

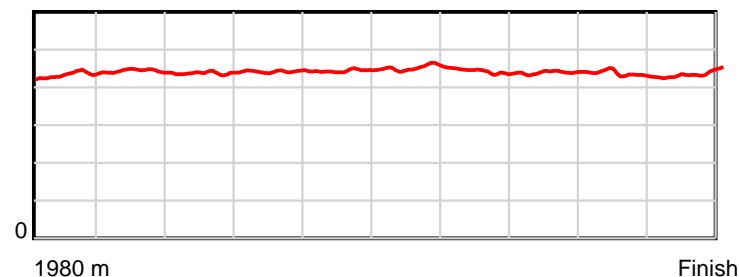
March 22, 2019, Race 7, IRT HARNESS JEWELS HOSPITALITY PACKAGES ON SALE MOBILE TROT, Distance 1980m, Addington - Survey 1980m

| Result | TAB no. | Horse (Barrier) | 1980 to | 1800m to | 1600m to | 1400m to | 1200m to | 1000m to | 800m to | 600m to | 400m to | 200m to | Total or | Margin |
|--------|---------|------------------------------|--------------|--------------|--------------|--------------|--------------|-------------|-------------|-------------|-------------|-----------|----------------|--------|
| 9th | 6 | One Majic Kenn... (6) | 1800m | 1600m | 1400m | 1200m | 1000m | 800m | 600m | 400m | 200m | WP | Average | |
| | | Position in running (margin) | - | 10(22.4) | 9(24.0) | 9(17.9) | 9(16.1) | 9(13.4) | 9(11.3) | 9(10.7) | 9(11.7) | 9(13.7) | | 21.70 |
| | | Sectional time (s) | 16.37 | 15.62 | 14.80 | 14.69 | 14.95 | 15.68 | 15.30 | 15.44 | 15.19 | 15.67 | | |
| | | Cumulative time (s) | 153.71 | 137.34 | 121.72 | 106.92 | 92.23 | 77.28 | 61.60 | 46.30 | 30.86 | 15.67 | 2:33.71 | |
| | | Speed (m/s) | 11.00 | 12.80 | 13.51 | 13.61 | 13.38 | 12.76 | 13.07 | 12.95 | 13.17 | 12.76 | 12.88 | |
| | | Stride length (m) | 6.05 | 5.68 | 5.91 | 6.02 | 5.95 | 5.77 | 5.78 | 5.69 | 5.73 | 5.57 | 5.81 | |
| | | Stride duration (s) | 0.433 | 0.444 | 0.437 | 0.442 | 0.444 | 0.452 | 0.442 | 0.439 | 0.435 | 0.437 | 0.451 | |
| | | Stride efficiency (%) | 57.29 | 50.44 | 54.59 | 56.62 | 55.23 | 52.04 | 52.13 | 50.59 | 51.33 | 48.54 | 52.73 | |
| | | Stride count | 29.73 | 35.20 | 33.84 | 33.23 | 33.64 | 34.66 | 34.63 | 35.15 | 34.90 | 35.88 | 340.86 | |

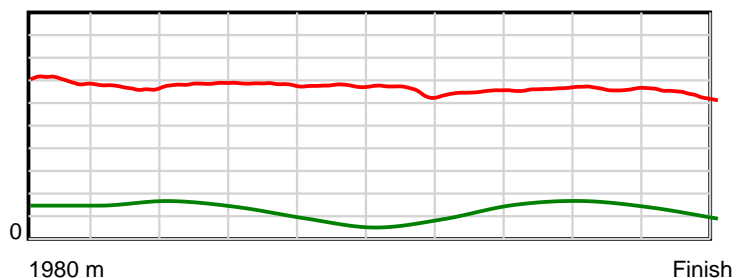
10 m Stride length



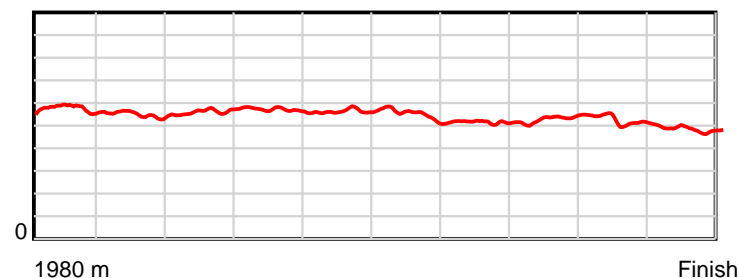
0.6 s Stride duration



20 m/sec Speed



100 % Stride efficiency



Note: Horizontal distance axis grid lines are 200m furlongs.

Disclaimer.

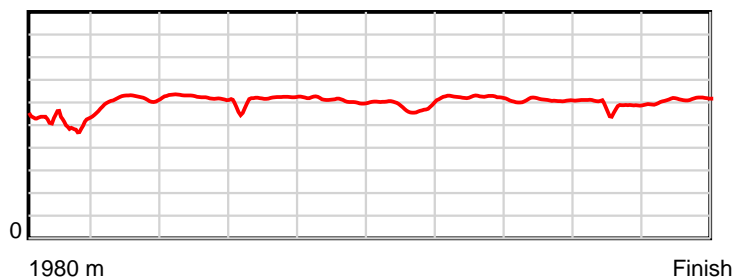
HRNZ and NZMTC and Thoroughbred Ratings Pty Ltd accepts no responsibility for the completeness or accuracy of any of the information contained herein, and makes no representations about its suitability for any particular purpose. Users should make their own judgements about those matters and/or seek independent advice. You assume all risks associated with use of the data provided on this page.

Race Results

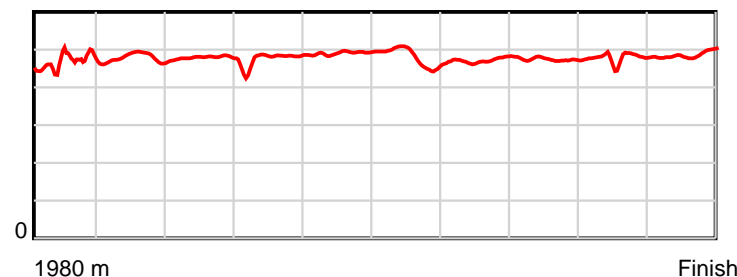
March 22, 2019, Race 7, IRT HARNESS JEWELS HOSPITALITY PACKAGES ON SALE MOBILE TROT, Distance 1980m, Addington - Survey 1980m

| Result | TAB no. | Horse (Barrier) | 1980 to | 1800m to | 1600m to | 1400m to | 1200m to | 1000m to | 800m to | 600m to | 400m to | 200m to | Total or | Margin |
|--------|---------|------------------------------|---------|----------|----------|----------|----------|----------|----------|----------|----------|----------|----------|--------|
| 10th | 7 | Chinski (7) | 1800m | 1600m | 1400m | 1200m | 1000m | 800m | 600m | 400m | 200m | WP | Average | |
| | | Position in running (margin) | - | 11(22.7) | 10(27.9) | 10(26.3) | 10(29.6) | 10(33.5) | 10(35.8) | 10(34.2) | 10(36.5) | 10(45.1) | | 52.50 |
| | | Sectional time (s) | 16.25 | 16.23 | 15.54 | 15.55 | 16.03 | 16.42 | 15.13 | 15.65 | 16.29 | 16.15 | | |
| | | Cumulative time (s) | 159.24 | 142.99 | 126.76 | 111.22 | 95.67 | 79.64 | 63.22 | 48.09 | 32.44 | 16.15 | 2:39.24 | |
| | | Speed (m/s) | 11.08 | 12.32 | 12.87 | 12.86 | 12.48 | 12.18 | 13.22 | 12.78 | 12.28 | 12.38 | 12.43 | |
| | | Stride length (m) | 5.00 | 5.89 | 6.17 | 6.09 | 6.12 | 5.83 | 6.25 | 6.05 | 5.85 | 6.04 | 5.92 | |
| | | Stride duration (s) | 0.451 | 0.478 | 0.480 | 0.474 | 0.491 | 0.478 | 0.473 | 0.474 | 0.477 | 0.488 | 0.476 | |
| | | Stride efficiency (%) | 39.10 | 54.14 | 59.56 | 58.05 | 58.62 | 53.07 | 61.02 | 57.22 | 53.53 | 57.01 | 54.76 | |
| | | Stride count | 35.99 | 33.98 | 32.39 | 32.81 | 32.65 | 34.32 | 32.00 | 33.05 | 34.17 | 33.11 | 334.47 | |

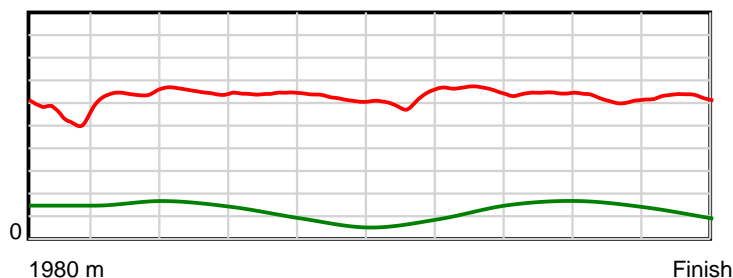
10 m Stride length



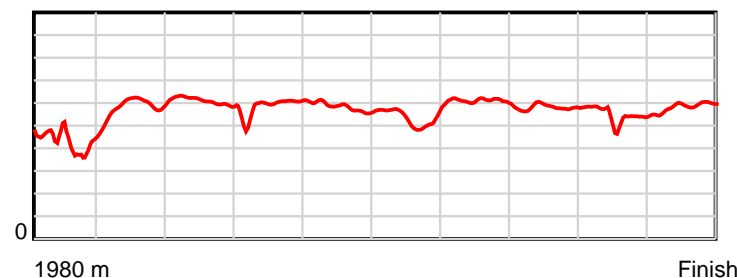
0.6 s Stride duration



20 m/sec Speed



100 % Stride efficiency



Note: Horizontal distance axis grid lines are 200m furlongs.

Disclaimer.

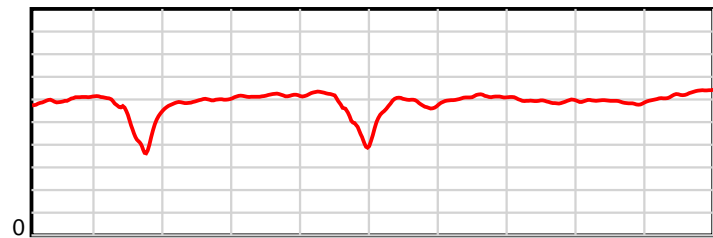
HRNZ and NZMTC and Thoroughbred Ratings Pty Ltd accepts no responsibility for the completeness or accuracy of any of the information contained herein, and makes no representations about its suitability for any particular purpose. Users should make their own judgements about those matters and/or seek independent advice. You assume all risks associated with use of the data provided on this page.

Race Results

March 22, 2019, Race 7, IRT HARNESS JEWELS HOSPITALITY PACKAGES ON SALE MOBILE TROT, Distance 1980m, Addington - Survey 1980m

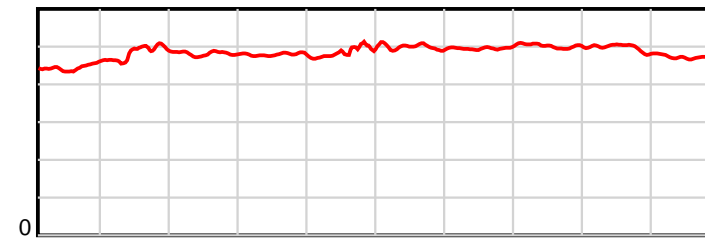
| Result | TAB no. | Horse (Barrier) | 1980 to | 1800m to | 1600m to | 1400m to | 1200m to | 1000m to | 800m to | 600m to | 400m to | 200m to | Total or | Margin |
|--------|---------|------------------------------|---------|----------|----------|----------|----------|----------|----------|----------|----------|----------|----------|--------|
| 11th | 1 | Rain Mist And ... (1) | 1800m | 1600m | 1400m | 1200m | 1000m | 800m | 600m | 400m | 200m | WP | Average | |
| | | Position in running (margin) | - | 5(5.0) | 11(28.5) | 11(30.6) | 11(34.0) | 11(50.4) | 11(61.3) | 11(66.6) | 11(78.5) | 11(90.8) | | 89.30 |
| | | Sectional time (s) | 13.40 | 19.26 | 16.17 | 15.55 | 18.12 | 17.85 | 16.28 | 17.26 | 16.90 | 15.09 | | |
| | | Cumulative time (s) | 165.88 | 152.48 | 133.22 | 117.05 | 101.50 | 83.38 | 65.53 | 49.25 | 31.99 | 15.09 | 2:45.88 | |
| | | Speed (m/s) | 13.44 | 10.38 | 12.37 | 12.86 | 11.04 | 11.20 | 12.29 | 11.59 | 11.83 | 13.25 | 11.94 | |
| | | Stride length (m) | 6.03 | 5.02 | 5.96 | 6.15 | 5.28 | 5.59 | 6.10 | 5.80 | 5.87 | 6.26 | 5.78 | |
| | | Stride duration (s) | 0.446 | 0.483 | 0.482 | 0.478 | 0.478 | 0.499 | 0.497 | 0.501 | 0.496 | 0.472 | 0.484 | |
| | | Stride efficiency (%) | 56.83 | 39.34 | 55.43 | 59.16 | 43.53 | 48.80 | 58.13 | 52.62 | 53.77 | 61.15 | 52.13 | |
| | | Stride count | 29.85 | 39.86 | 33.58 | 32.51 | 37.89 | 35.79 | 32.79 | 34.47 | 34.09 | 31.97 | 342.80 | |

10 m Stride length



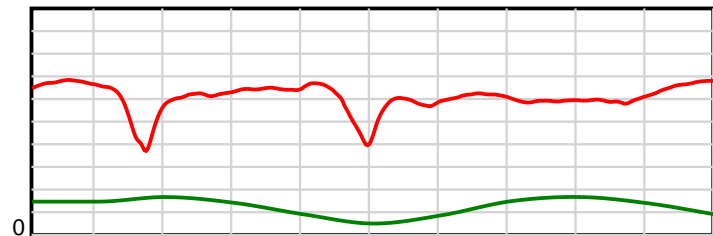
1980 m Finish

0.6 s Stride duration



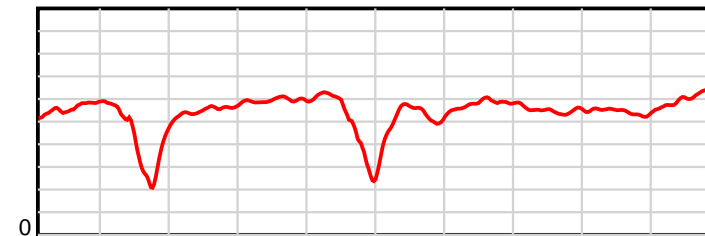
1980 m Finish

20 m/sec Speed



1980 m Finish

100 % Stride efficiency



1980 m Finish

Note: Horizontal distance axis grid lines are 200m furlongs.

Disclaimer.

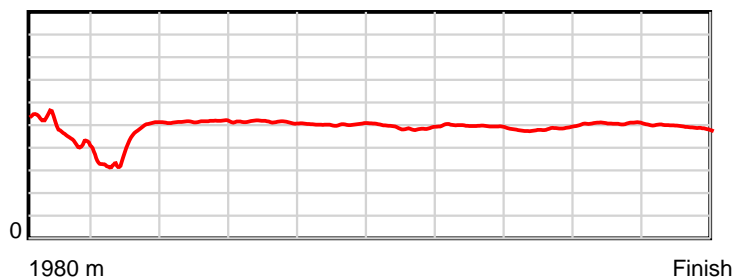
HRNZ and NZMTC and Thoroughbred Ratings Pty Ltd accepts no responsibility for the completeness or accuracy of any of the information contained herein, and makes no representations about its suitability for any particular purpose. Users should make their own judgements about those matters and/or seek independent advice. You assume all risks associated with use of the data provided on this page.

Race Results

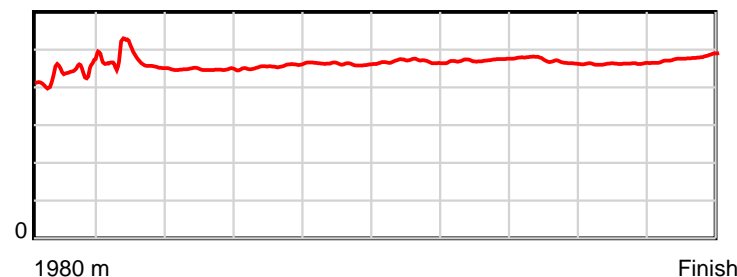
March 22, 2019, Race 7, IRT HARNESS JEWELS HOSPITALITY PACKAGES ON SALE MOBILE TROT, Distance 1980m, Addington - Survey 1980m

| Result | TAB no. | Horse (Barrier) | 1980 to | 1800m to | 1600m to | 1400m to | 1200m to | 1000m to | 800m to | 600m to | 400m to | 200m to | Total or | Margin |
|--------|---------|------------------------------|---------|----------|----------|----------|-----------|-----------|-----------|-----------|-----------|-----------|----------|--------|
| 12th | 9 | Rastusburn (9) | 1800m | 1600m | 1400m | 1200m | 1000m | 800m | 600m | 400m | 200m | WP | Average | |
| | | Position in running (margin) | - | 12(28.6) | 12(80.6) | 12(89.7) | 12(106.6) | 12(124.8) | 12(144.8) | 12(166.9) | 12(193.3) | 12(213.6) | | 227.70 |
| | | Sectional time (s) | 17.26 | 24.01 | 17.33 | 17.82 | 18.41 | 19.38 | 19.07 | 19.68 | 18.25 | 19.57 | | |
| | | Cumulative time (s) | 190.78 | 173.52 | 149.51 | 132.18 | 114.36 | 95.95 | 76.57 | 57.50 | 37.82 | 19.57 | 3:10.78 | |
| | | Speed (m/s) | 10.43 | 8.33 | 11.54 | 11.22 | 10.86 | 10.32 | 10.49 | 10.16 | 10.96 | 10.22 | 10.38 | |
| | | Stride length (m) | 4.66 | 3.90 | 5.16 | 5.13 | 5.02 | 4.84 | 4.95 | 4.79 | 5.07 | 4.89 | 4.81 | |
| | | Stride duration (s) | 0.437 | 0.468 | 0.447 | 0.457 | 0.462 | 0.469 | 0.472 | 0.471 | 0.463 | 0.478 | 0.464 | |
| | | Stride efficiency (%) | 33.98 | 23.79 | 41.62 | 41.08 | 39.36 | 36.59 | 38.36 | 35.84 | 40.22 | 37.37 | 36.22 | |
| | | Stride count | 38.60 | 51.25 | 38.75 | 39.01 | 39.85 | 41.33 | 40.37 | 41.76 | 39.42 | 40.90 | 411.24 | |

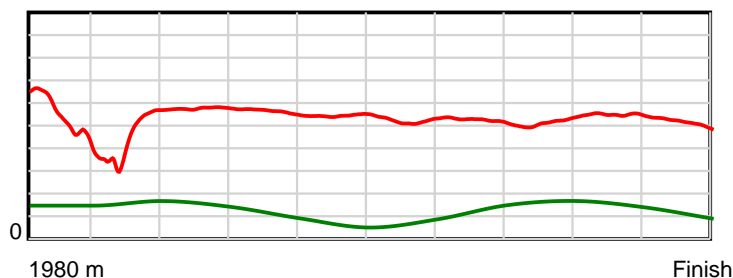
10 m Stride length



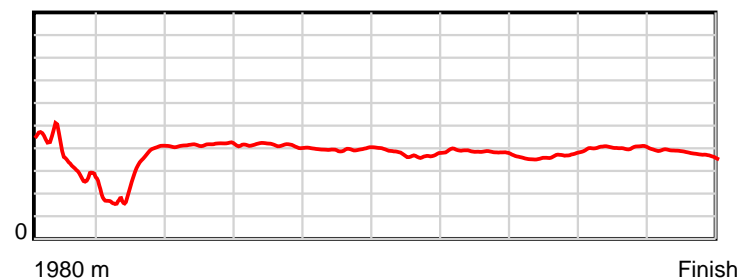
0.6 s Stride duration



20 m/sec Speed



100 % Stride efficiency



Note: Horizontal distance axis grid lines are 200m furlongs.

Disclaimer.

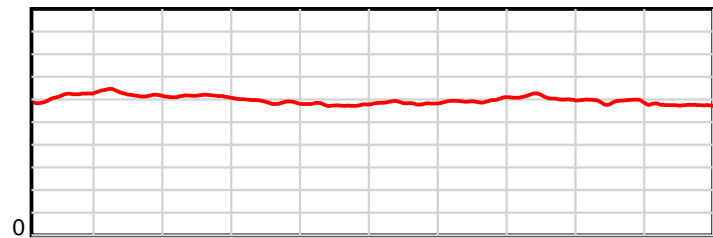
HRNZ and NZMTC and Thoroughbred Ratings Pty Ltd accepts no responsibility for the completeness or accuracy of any of the information contained herein, and makes no representations about its suitability for any particular purpose. Users should make their own judgements about those matters and/or seek independent advice. You assume all risks associated with use of the data provided on this page.

Race Results

March 22, 2019, Race 8, STORER MOTORS NEW ZEALAND TROTTING OAKS (MOBILE TROT), Distance 1980m, Addington - Survey 1980m

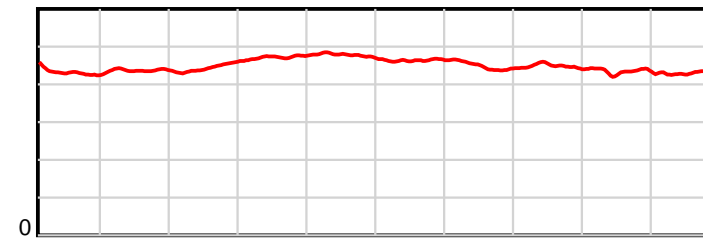
| Result | TAB no. | Horse (Barrier) | 1980 to | 1800m to | 1600m to | 1400m to | 1200m to | 1000m to | 800m to | 600m to | 400m to | 200m to | Total or | Margin |
|--------|---------|------------------------------|---------|----------|----------|----------|----------|----------|---------|---------|---------|---------|----------|--------|
| 1st | 9 | Cheerful (9) | 1800m | 1600m | 1400m | 1200m | 1000m | 800m | 600m | 400m | 200m | WP | Average | |
| | | Position in running (margin) | - | 2(0.6) | 1(0.0) | 1(0.0) | 1(0.0) | 1(0.0) | 1(0.0) | 2(0.6) | 2(4.0) | 2(2.0) | | 0.00 |
| | | Sectional time (s) | 12.54 | 14.19 | 14.56 | 16.04 | 16.61 | 15.90 | 15.00 | 14.73 | 14.65 | 14.97 | | |
| | | Cumulative time (s) | 149.19 | 136.65 | 122.46 | 107.90 | 91.86 | 75.25 | 59.35 | 44.35 | 29.62 | 14.97 | 2:29.19 | |
| | | Speed (m/s) | 14.35 | 14.09 | 13.74 | 12.47 | 12.04 | 12.58 | 13.33 | 13.58 | 13.65 | 13.36 | 13.27 | |
| | | Stride length (m) | 6.17 | 6.17 | 6.11 | 5.89 | 5.74 | 5.83 | 5.98 | 6.08 | 5.93 | 5.77 | 5.96 | |
| | | Stride duration (s) | 0.429 | 0.438 | 0.445 | 0.472 | 0.477 | 0.464 | 0.448 | 0.448 | 0.435 | 0.431 | 0.449 | |
| | | Stride efficiency (%) | 59.55 | 59.43 | 58.33 | 54.20 | 51.57 | 53.12 | 55.81 | 57.76 | 54.98 | 51.96 | 55.52 | |
| | | Stride count | 29.16 | 32.43 | 32.74 | 33.96 | 34.81 | 34.30 | 33.47 | 32.90 | 33.72 | 34.69 | 332.18 | |

10 m Stride length



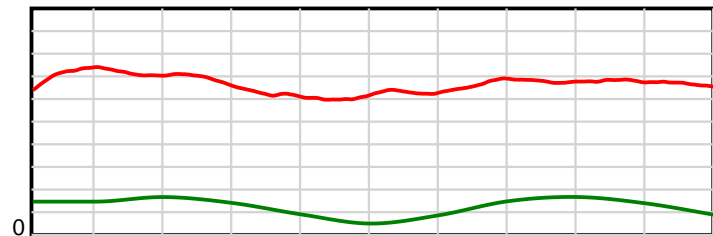
1980 m Finish

0.6 s Stride duration



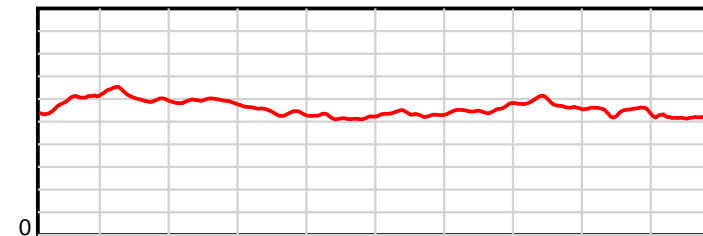
1980 m Finish

20 m/sec Speed



1980 m Finish

100 % Stride efficiency



1980 m Finish

Note: Horizontal distance axis grid lines are 200m furlongs.

Disclaimer.

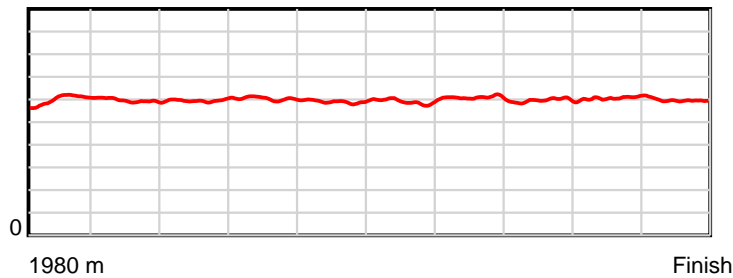
HRNZ and NZMTC and Thoroughbred Ratings Pty Ltd accepts no responsibility for the completeness or accuracy of any of the information contained herein, and makes no representations about its suitability for any particular purpose. Users should make their own judgements about those matters and/or seek independent advice. You assume all risks associated with use of the data provided on this page.

Race Results

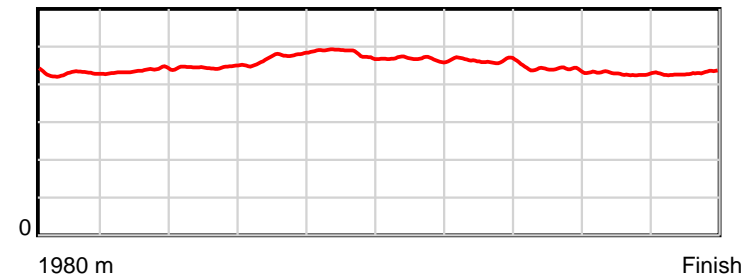
March 22, 2019, Race 8, STORER MOTORS NEW ZEALAND TROTTING OAKS (MOBILE TROT), Distance 1980m, Addington - Survey 1980m

| Result | TAB no. | Horse (Barrier) | 1980 to | 1800m to | 1600m to | 1400m to | 1200m to | 1000m to | 800m to | 600m to | 400m to | 200m to | Total or | Margin |
|--------|---------|------------------------------|--------------|--------------|--------------|--------------|--------------|-------------|-------------|-------------|-------------|-----------|----------------|--------|
| 2nd | 3 | Overzealous (3) | 1800m | 1600m | 1400m | 1200m | 1000m | 800m | 600m | 400m | 200m | WP | Average | |
| | | Position in running (margin) | - | 4(2.8) | 3(4.5) | 3(6.7) | 4(4.6) | 4(4.3) | 5(4.0) | 8(6.3) | 7(11.2) | 6(5.9) | | 0.01 |
| | | Sectional time (s) | 12.87 | 14.58 | 14.93 | 15.69 | 16.55 | 15.86 | 15.30 | 14.97 | 14.10 | 14.35 | | |
| | | Cumulative time (s) | 149.20 | 136.33 | 121.75 | 106.82 | 91.13 | 74.58 | 58.72 | 43.42 | 28.45 | 14.35 | 2:29.20 | |
| | | Speed (m/s) | 13.99 | 13.72 | 13.40 | 12.75 | 12.08 | 12.61 | 13.07 | 13.36 | 14.18 | 13.94 | 13.27 | |
| | | Stride length (m) | 5.98 | 5.98 | 5.97 | 5.99 | 5.85 | 5.89 | 6.07 | 5.89 | 6.08 | 5.99 | 5.97 | |
| | | Stride duration (s) | 0.428 | 0.436 | 0.446 | 0.470 | 0.484 | 0.467 | 0.464 | 0.441 | 0.429 | 0.430 | 0.450 | |
| | | Stride efficiency (%) | 55.92 | 55.89 | 55.65 | 56.00 | 53.45 | 54.29 | 57.51 | 54.26 | 57.85 | 56.00 | 55.66 | |
| | | Stride count | 30.09 | 33.44 | 33.51 | 33.41 | 34.20 | 33.93 | 32.97 | 33.94 | 32.87 | 33.41 | 331.77 | |

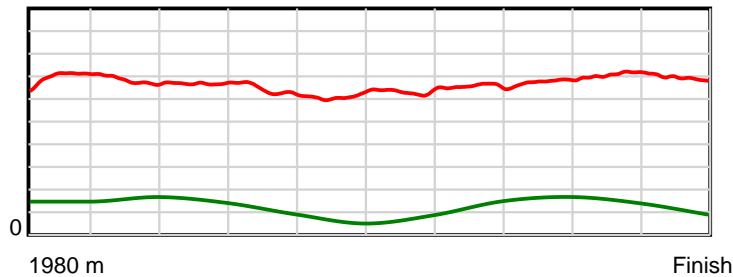
10 m Stride length



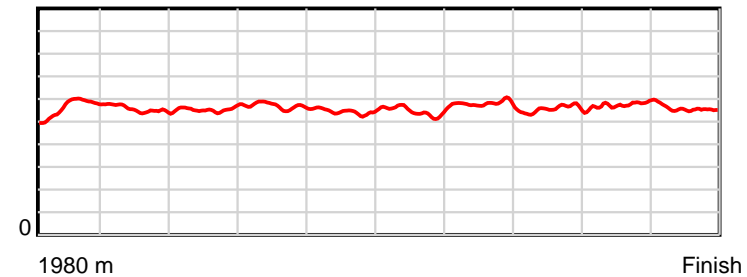
0.6 s Stride duration



20 m/sec Speed



100 % Stride efficiency



Note: Horizontal distance axis grid lines are 200m furlongs.

Disclaimer.

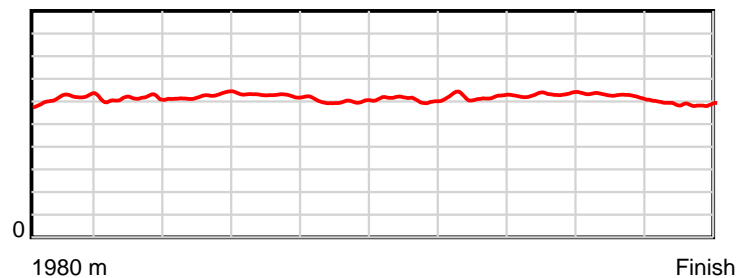
HRNZ and NZMTC and Thoroughbred Ratings Pty Ltd accepts no responsibility for the completeness or accuracy of any of the information contained herein, and makes no representations about its suitability for any particular purpose. Users should make their own judgements about those matters and/or seek independent advice. You assume all risks associated with use of the data provided on this page.

Race Results

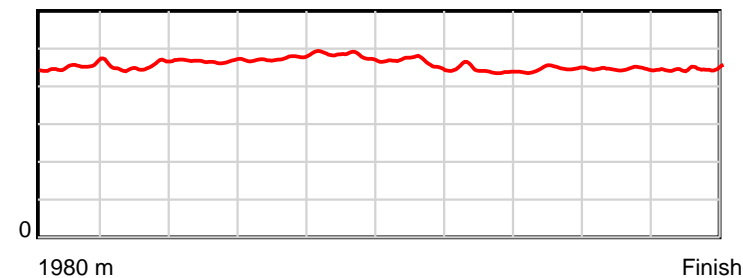
March 22, 2019, Race 8, STORER MOTORS NEW ZEALAND TROTTING OAKS (MOBILE TROT), Distance 1980m, Addington - Survey 1980m

| Result | TAB no. | Horse (Barrier) | 1980 to | 1800m to | 1600m to | 1400m to | 1200m to | 1000m to | 800m to | 600m to | 400m to | 200m to | Total or | Margin |
|--------|---------|------------------------------|---------|----------|----------|----------|----------|----------|---------|---------|---------|---------|----------|--------|
| 3rd | 12 | Majestic Chevr... (12) | 1800m | 1600m | 1400m | 1200m | 1000m | 800m | 600m | 400m | 200m | WP | Average | |
| | | Position in running (margin) | - | 9(7.6) | 8(12.2) | 8(15.3) | 8(10.5) | 9(8.8) | 8(6.5) | 4(3.4) | 3(5.2) | 3(2.0) | | 2.10 |
| | | Sectional time (s) | 13.63 | 15.07 | 15.08 | 15.23 | 16.34 | 15.52 | 14.39 | 14.45 | 14.46 | 15.39 | | |
| | | Cumulative time (s) | 149.56 | 135.93 | 120.86 | 105.78 | 90.55 | 74.21 | 58.69 | 44.30 | 29.85 | 15.39 | 2:29.56 | |
| | | Speed (m/s) | 13.21 | 13.27 | 13.26 | 13.13 | 12.24 | 12.89 | 13.90 | 13.84 | 13.83 | 13.00 | 13.24 | |
| | | Stride length (m) | 6.16 | 6.02 | 6.19 | 6.22 | 5.90 | 5.97 | 6.17 | 6.18 | 6.17 | 5.80 | 6.07 | |
| | | Stride duration (s) | 0.453 | 0.454 | 0.467 | 0.474 | 0.482 | 0.463 | 0.444 | 0.446 | 0.446 | 0.447 | 0.459 | |
| | | Stride efficiency (%) | 59.31 | 56.71 | 59.97 | 60.46 | 54.44 | 55.64 | 59.46 | 59.65 | 59.46 | 52.64 | 57.67 | |
| | | Stride count | 29.22 | 33.20 | 32.29 | 32.15 | 33.89 | 33.52 | 32.42 | 32.37 | 32.42 | 34.46 | 325.94 | |

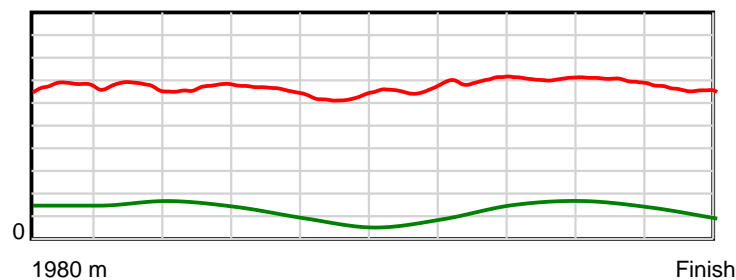
10 m Stride length



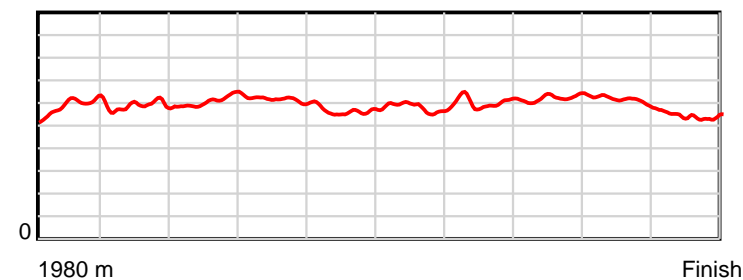
0.6 s Stride duration



20 m/sec Speed



100 % Stride efficiency



Note: Horizontal distance axis grid lines are 200m furlongs.

Disclaimer.

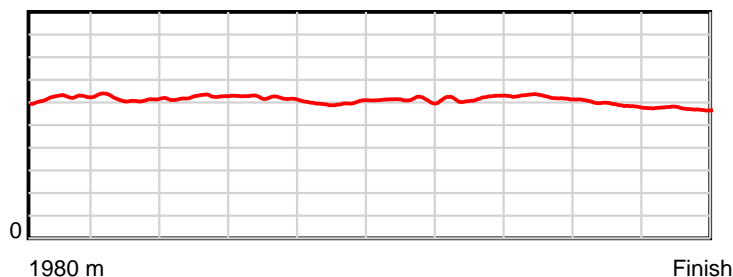
HRNZ and NZMTC and Thoroughbred Ratings Pty Ltd accepts no responsibility for the completeness or accuracy of any of the information contained herein, and makes no representations about its suitability for any particular purpose. Users should make their own judgements about those matters and/or seek independent advice. You assume all risks associated with use of the data provided on this page.

Race Results

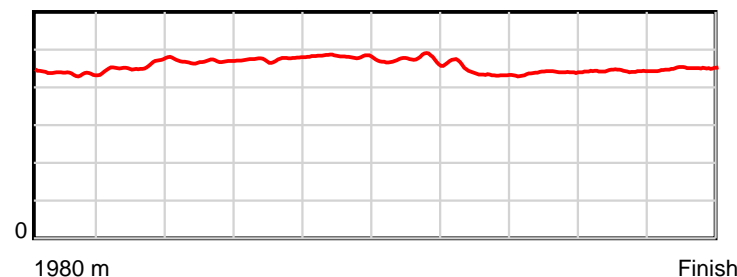
March 22, 2019, Race 8, STORER MOTORS NEW ZEALAND TROTTING OAKS (MOBILE TROT), Distance 1980m, Addington - Survey 1980m

| Result | TAB no. | Horse (Barrier) | 1980 to | 1800m to | 1600m to | 1400m to | 1200m to | 1000m to | 800m to | 600m to | 400m to | 200m to | Total or | Margin |
|--------|---------|------------------------------|---------|----------|----------|----------|----------|----------|---------|---------|---------|---------|----------|--------|
| 4th | 11 | Swiss Miss (11) | 1800m | 1600m | 1400m | 1200m | 1000m | 800m | 600m | 400m | 200m | WP | Average | |
| | | Position in running (margin) | - | 5(3.8) | 5(8.1) | 5(11.2) | 5(6.8) | 5(4.7) | 4(3.9) | 1(0.0) | 1(0.0) | 1(0.0) | | 2.40 |
| | | Sectional time (s) | 13.16 | 15.01 | 15.09 | 15.30 | 16.27 | 15.77 | 14.26 | 14.15 | 14.98 | 15.63 | | |
| | | Cumulative time (s) | 149.62 | 136.46 | 121.45 | 106.36 | 91.06 | 74.79 | 59.02 | 44.76 | 30.61 | 15.63 | 2:29.62 | |
| | | Speed (m/s) | 13.68 | 13.32 | 13.25 | 13.07 | 12.29 | 12.68 | 14.03 | 14.13 | 13.35 | 12.80 | 13.23 | |
| | | Stride length (m) | 6.22 | 6.10 | 6.22 | 6.21 | 5.92 | 6.00 | 6.19 | 6.21 | 5.91 | 5.75 | 6.07 | |
| | | Stride duration (s) | 0.437 | 0.457 | 0.469 | 0.475 | 0.482 | 0.473 | 0.441 | 0.439 | 0.443 | 0.449 | 0.458 | |
| | | Stride efficiency (%) | 60.45 | 58.08 | 60.37 | 60.23 | 54.83 | 56.20 | 59.90 | 60.24 | 54.67 | 51.63 | 57.51 | |
| | | Stride count | 28.94 | 32.81 | 32.18 | 32.22 | 33.76 | 33.35 | 32.30 | 32.21 | 33.81 | 34.79 | 326.37 | |

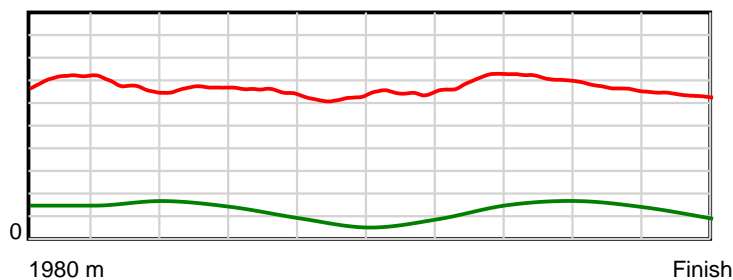
10 m Stride length



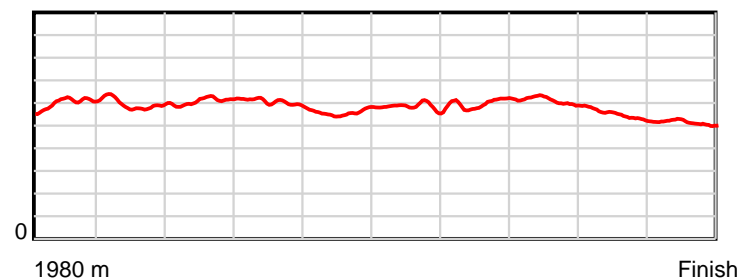
0.6 s Stride duration



20 m/sec Speed



100 % Stride efficiency



Note: Horizontal distance axis grid lines are 200m furlongs.

Disclaimer.

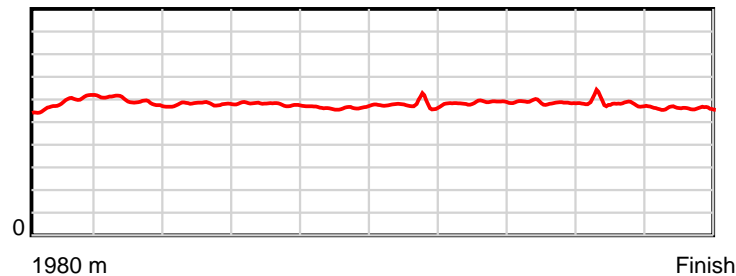
HRNZ and NZMTC and Thoroughbred Ratings Pty Ltd accepts no responsibility for the completeness or accuracy of any of the information contained herein, and makes no representations about its suitability for any particular purpose. Users should make their own judgements about those matters and/or seek independent advice. You assume all risks associated with use of the data provided on this page.

Race Results

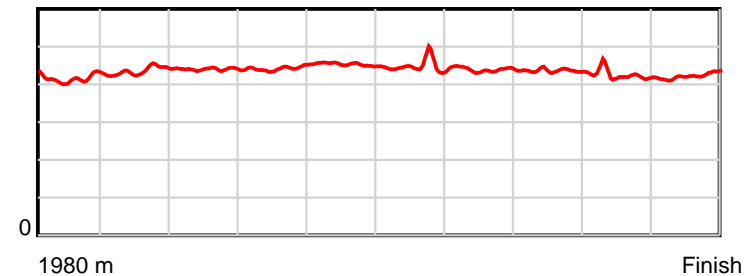
March 22, 2019, Race 8, STORER MOTORS NEW ZEALAND TROTTING OAKS (MOBILE TROT), Distance 1980m, Addington - Survey 1980m

| Result | TAB no. | Horse (Barrier) | 1980 to | 1800m to | 1600m to | 1400m to | 1200m to | 1000m to | 800m to | 600m to | 400m to | 200m to | Total or | Margin |
|--------|---------|------------------------------|--------------|--------------|--------------|--------------|--------------|-------------|-------------|-------------|-------------|-----------|----------------|--------|
| 5th | 6 | Fanny Hill (6) | 1800m | 1600m | 1400m | 1200m | 1000m | 800m | 600m | 400m | 200m | WP | Average | |
| | | Position in running (margin) | - | 3(2.0) | 4(6.0) | 4(9.4) | 3(4.5) | 3(2.7) | 3(1.9) | 3(2.2) | 4(6.4) | 4(4.1) | | 3.00 |
| | | Sectional time (s) | 12.69 | 14.96 | 15.13 | 15.22 | 16.33 | 15.76 | 14.96 | 14.85 | 14.60 | 15.23 | | |
| | | Cumulative time (s) | 149.73 | 137.04 | 122.08 | 106.95 | 91.73 | 75.40 | 59.64 | 44.68 | 29.83 | 15.23 | 2:29.73 | |
| | | Speed (m/s) | 14.18 | 13.37 | 13.22 | 13.14 | 12.25 | 12.69 | 13.37 | 13.47 | 13.70 | 13.13 | 13.22 | |
| | | Stride length (m) | 5.86 | 5.82 | 5.81 | 5.81 | 5.55 | 5.66 | 5.87 | 5.87 | 5.78 | 5.57 | 5.76 | |
| | | Stride duration (s) | 0.415 | 0.435 | 0.440 | 0.442 | 0.453 | 0.446 | 0.439 | 0.436 | 0.422 | 0.424 | 0.435 | |
| | | Stride efficiency (%) | 53.73 | 52.94 | 52.77 | 52.79 | 48.18 | 50.10 | 53.77 | 53.88 | 52.22 | 48.45 | 51.80 | |
| | | Stride count | 30.70 | 34.36 | 34.42 | 34.41 | 36.02 | 35.32 | 34.10 | 34.06 | 34.60 | 35.92 | 343.91 | |

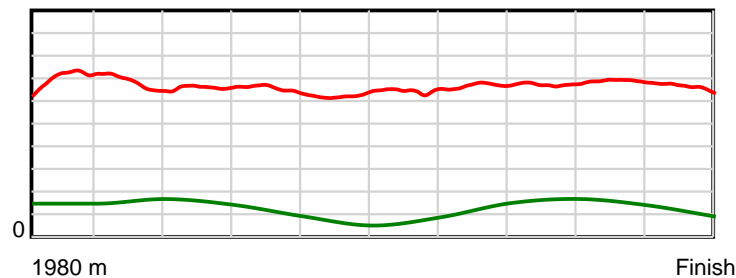
10 m Stride length



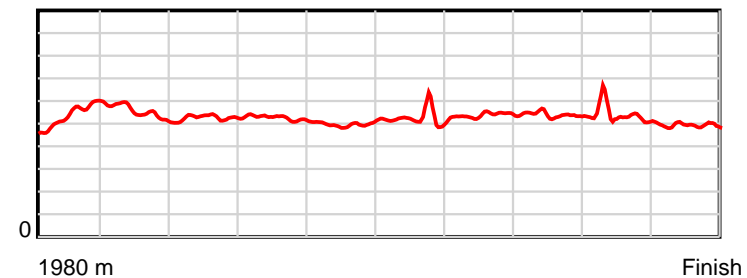
0.6 s Stride duration



20 m/sec Speed



100 % Stride efficiency



Note: Horizontal distance axis grid lines are 200m furlongs.

Disclaimer.

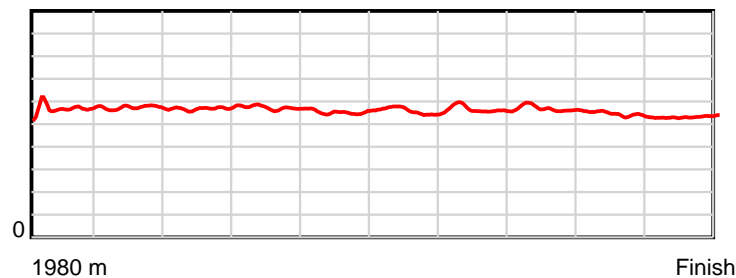
HRNZ and NZMTC and Thoroughbred Ratings Pty Ltd accepts no responsibility for the completeness or accuracy of any of the information contained herein, and makes no representations about its suitability for any particular purpose. Users should make their own judgements about those matters and/or seek independent advice. You assume all risks associated with use of the data provided on this page.

Race Results

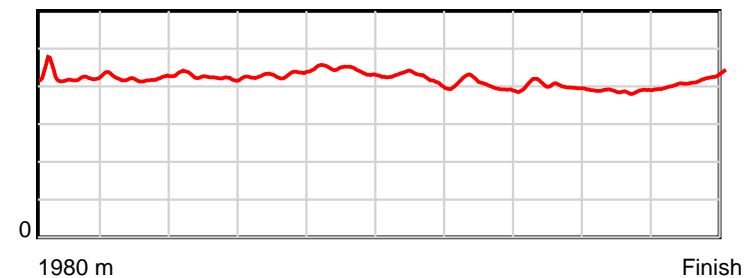
March 22, 2019, Race 8, STORER MOTORS NEW ZEALAND TROTTING OAKS (MOBILE TROT), Distance 1980m, Addington - Survey 1980m

| Result | TAB no. | Horse (Barrier) | 1980 to | 1800m to | 1600m to | 1400m to | 1200m to | 1000m to | 800m to | 600m to | 400m to | 200m to | Total or | Margin |
|--------|---------|------------------------------|---------|----------|----------|----------|----------|----------|---------|---------|---------|---------|----------|--------|
| 6th | 10 | Capelli (10) | 1800m | 1600m | 1400m | 1200m | 1000m | 800m | 600m | 400m | 200m | WP | Average | |
| | | Position in running (margin) | - | 11(9.5) | 10(13.9) | 10(17.8) | 10(12.4) | 10(10.9) | 10(8.6) | 7(5.2) | 5(7.4) | 5(4.6) | | 6.80 |
| | | Sectional time (s) | 14.06 | 15.02 | 15.22 | 15.14 | 16.37 | 15.52 | 14.34 | 14.51 | 14.53 | 15.71 | | |
| | | Cumulative time (s) | 150.42 | 136.36 | 121.34 | 106.12 | 90.98 | 74.61 | 59.09 | 44.75 | 30.24 | 15.71 | 2:30.42 | |
| | | Speed (m/s) | 12.80 | 13.32 | 13.14 | 13.21 | 12.22 | 12.89 | 13.95 | 13.78 | 13.76 | 12.73 | 13.16 | |
| | | Stride length (m) | 5.68 | 5.61 | 5.59 | 5.69 | 5.41 | 5.42 | 5.63 | 5.53 | 5.34 | 5.31 | 5.52 | |
| | | Stride duration (s) | 0.426 | 0.421 | 0.426 | 0.431 | 0.443 | 0.421 | 0.404 | 0.401 | 0.388 | 0.417 | 0.419 | |
| | | Stride efficiency (%) | 50.35 | 49.13 | 48.86 | 50.56 | 45.72 | 45.96 | 49.59 | 47.86 | 44.53 | 44.11 | 47.56 | |
| | | Stride count | 31.71 | 35.67 | 35.77 | 35.16 | 36.97 | 36.88 | 35.50 | 36.14 | 37.47 | 37.64 | 358.91 | |

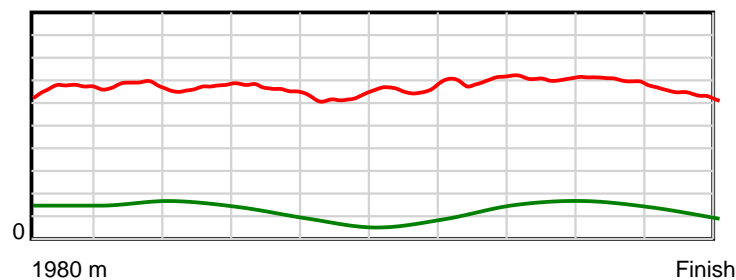
10 m Stride length



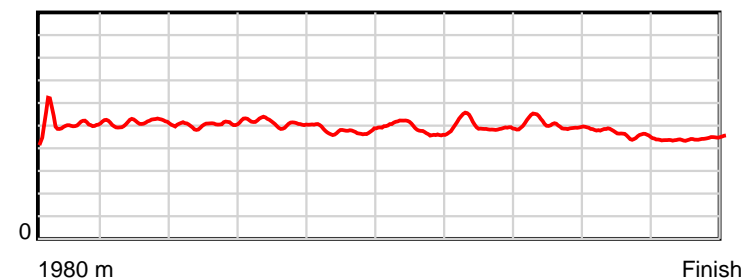
0.6 s Stride duration



20 m/sec Speed



100 % Stride efficiency



Note: Horizontal distance axis grid lines are 200m furlongs.

Disclaimer.

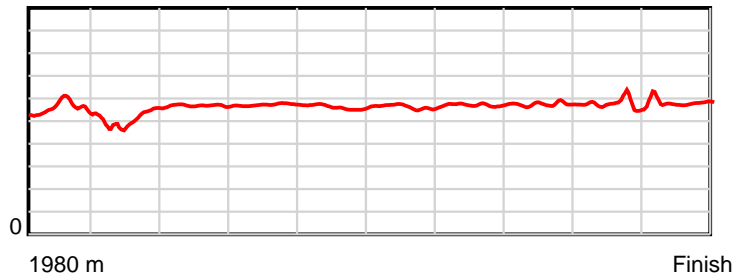
HRNZ and NZMTC and Thoroughbred Ratings Pty Ltd accepts no responsibility for the completeness or accuracy of any of the information contained herein, and makes no representations about its suitability for any particular purpose. Users should make their own judgements about those matters and/or seek independent advice. You assume all risks associated with use of the data provided on this page.

Race Results

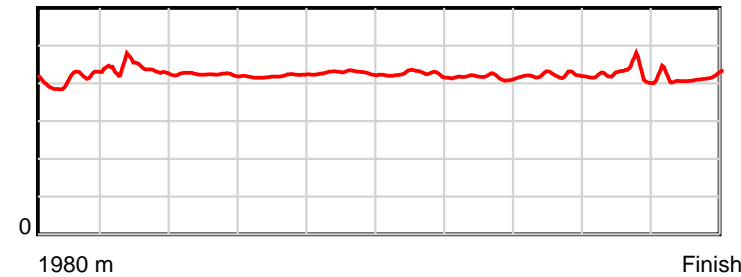
March 22, 2019, Race 8, STORER MOTORS NEW ZEALAND TROTTING OAKS (MOBILE TROT), Distance 1980m, Addington - Survey 1980m

| Result | TAB no. | Horse (Barrier) | 1980 to | 1800m to | 1600m to | 1400m to | 1200m to | 1000m to | 800m to | 600m to | 400m to | 200m to | Total or | Margin |
|--------|---------|------------------------------|--------------|--------------|--------------|--------------|--------------|-------------|-------------|-------------|-------------|-----------|----------------|--------|
| 7th | 5 | Monaro Maro (5) | 1800m | 1600m | 1400m | 1200m | 1000m | 800m | 600m | 400m | 200m | WP | Average | |
| | | Position in running (margin) | - | 7(4.9) | 11(27.6) | 11(30.2) | 11(22.5) | 11(15.2) | 11(11.5) | 11(10.0) | 9(14.7) | 7(13.4) | | 7.40 |
| | | Sectional time (s) | 13.35 | 18.07 | 15.00 | 14.76 | 15.39 | 15.29 | 14.65 | 14.94 | 14.77 | 14.30 | | |
| | | Cumulative time (s) | 150.52 | 137.17 | 119.10 | 104.10 | 89.34 | 73.95 | 58.66 | 44.01 | 29.07 | 14.30 | 2:30.52 | |
| | | Speed (m/s) | 13.48 | 11.07 | 13.33 | 13.55 | 13.00 | 13.08 | 13.65 | 13.39 | 13.54 | 13.99 | 13.15 | |
| | | Stride length (m) | 5.58 | 4.81 | 5.65 | 5.69 | 5.56 | 5.55 | 5.69 | 5.64 | 5.74 | 5.82 | 5.56 | |
| | | Stride duration (s) | 0.410 | 0.435 | 0.424 | 0.420 | 0.428 | 0.424 | 0.417 | 0.421 | 0.424 | 0.416 | 0.423 | |
| | | Stride efficiency (%) | 48.61 | 36.20 | 49.96 | 50.53 | 48.35 | 48.15 | 50.54 | 49.77 | 51.43 | 52.89 | 48.28 | |
| | | Stride count | 32.27 | 41.55 | 35.37 | 35.17 | 35.96 | 36.03 | 35.17 | 35.44 | 34.86 | 34.38 | 356.20 | |

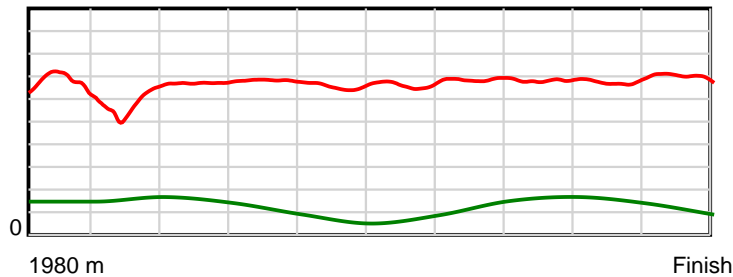
10 m Stride length



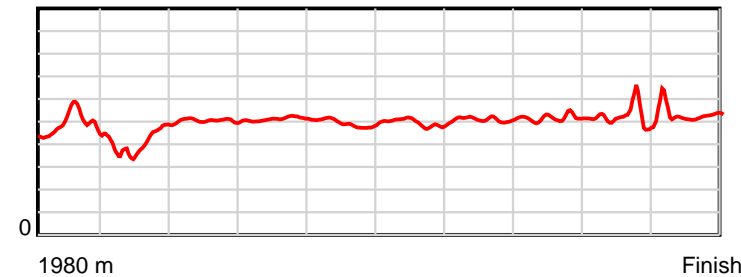
0.6 s Stride duration



20 m/sec Speed



100 % Stride efficiency



Note: Horizontal distance axis grid lines are 200m furlongs.

Disclaimer.

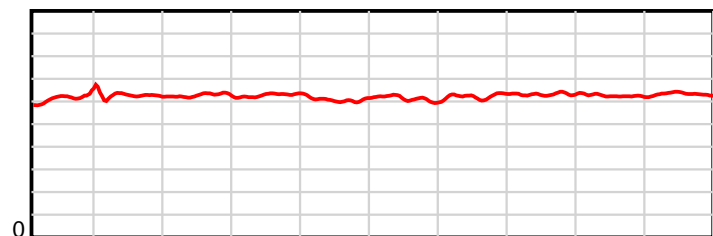
HRNZ and NZMTC and Thoroughbred Ratings Pty Ltd accepts no responsibility for the completeness or accuracy of any of the information contained herein, and makes no representations about its suitability for any particular purpose. Users should make their own judgements about those matters and/or seek independent advice. You assume all risks associated with use of the data provided on this page.

Race Results

March 22, 2019, Race 8, STORER MOTORS NEW ZEALAND TROTTING OAKS (MOBILE TROT), Distance 1980m, Addington - Survey 1980m

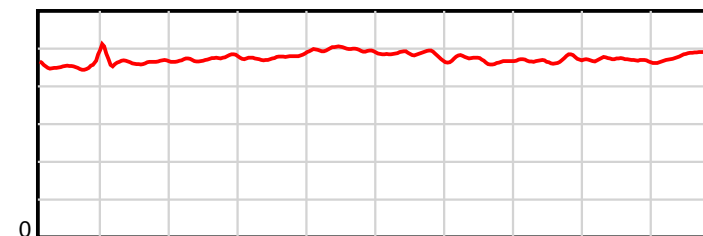
| Result | TAB no. | Horse (Barrier) | 1980 to | 1800m to | 1600m to | 1400m to | 1200m to | 1000m to | 800m to | 600m to | 400m to | 200m to | Total or | Margin |
|--------|---------|------------------------------|---------|----------|----------|----------|----------|----------|---------|---------|---------|---------|----------|--------|
| 8th | 4 | Full Of Hope (4) | 1800m | 1600m | 1400m | 1200m | 1000m | 800m | 600m | 400m | 200m | WP | Average | |
| | | Position in running (margin) | - | 8(5.1) | 6(9.3) | 6(11.9) | 6(7.1) | 6(6.1) | 6(6.1) | 9(7.2) | 8(13.2) | 9(14.4) | | 14.20 |
| | | Sectional time (s) | 13.27 | 14.99 | 15.00 | 15.23 | 16.46 | 15.90 | 15.09 | 15.16 | 15.18 | 15.48 | | |
| | | Cumulative time (s) | 151.76 | 138.49 | 123.50 | 108.50 | 93.27 | 76.81 | 60.91 | 45.82 | 30.66 | 15.48 | 2:31.76 | |
| | | Speed (m/s) | 13.56 | 13.34 | 13.33 | 13.13 | 12.15 | 12.58 | 13.25 | 13.19 | 13.18 | 12.92 | 13.05 | |
| | | Stride length (m) | 6.20 | 6.17 | 6.31 | 6.28 | 6.04 | 6.09 | 6.23 | 6.20 | 6.19 | 6.32 | 6.20 | |
| | | Stride duration (s) | 0.456 | 0.462 | 0.473 | 0.478 | 0.497 | 0.484 | 0.470 | 0.470 | 0.470 | 0.489 | 0.475 | |
| | | Stride efficiency (%) | 60.04 | 59.46 | 62.27 | 61.55 | 57.03 | 57.88 | 60.63 | 60.04 | 59.82 | 62.35 | 60.08 | |
| | | Stride count | 29.04 | 32.42 | 31.68 | 31.87 | 33.11 | 32.86 | 32.11 | 32.26 | 32.32 | 31.66 | 319.33 | |

10 m Stride length



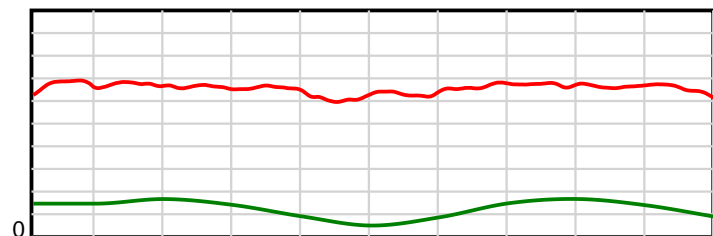
1980 m Finish

0.6 s Stride duration



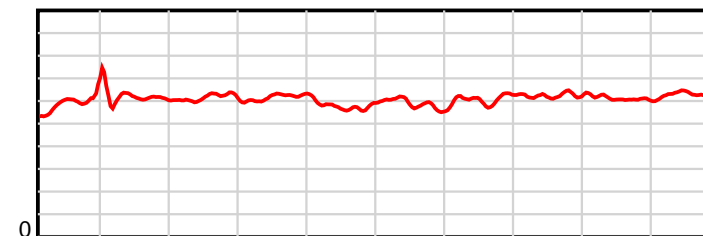
1980 m Finish

20 m/sec Speed



1980 m Finish

100 % Stride efficiency



1980 m Finish

Note: Horizontal distance axis grid lines are 200m furlongs.

Disclaimer.

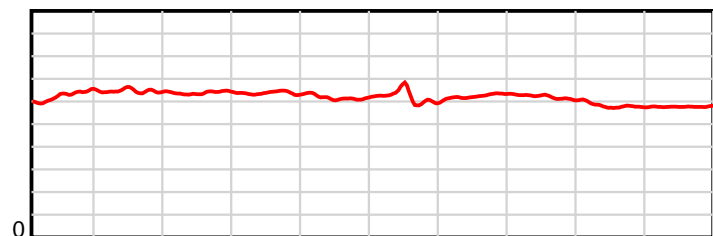
HRNZ and NZMTC and Thoroughbred Ratings Pty Ltd accepts no responsibility for the completeness or accuracy of any of the information contained herein, and makes no representations about its suitability for any particular purpose. Users should make their own judgements about those matters and/or seek independent advice. You assume all risks associated with use of the data provided on this page.

Race Results

March 22, 2019, Race 8, STORER MOTORS NEW ZEALAND TROTTING OAKS (MOBILE TROT), Distance 1980m, Addington - Survey 1980m

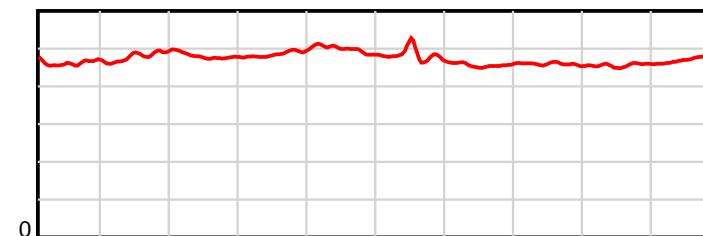
| Result | TAB no. | Horse (Barrier) | 1980 to | 1800m to | 1600m to | 1400m to | 1200m to | 1000m to | 800m to | 600m to | 400m to | 200m to | Total or | Margin |
|--------|---------|------------------------------|--------------|--------------|--------------|--------------|--------------|-------------|-------------|-------------|-------------|-----------|----------------|--------|
| 9th | 8 | Buller Whiteba... (8) | 1800m | 1600m | 1400m | 1200m | 1000m | 800m | 600m | 400m | 200m | WP | Average | |
| | | Position in running (margin) | - | 6(4.4) | 7(10.5) | 7(13.4) | 7(8.6) | 7(6.6) | 7(6.3) | 6(4.3) | 6(10.0) | 8(14.1) | | 19.90 |
| | | Sectional time (s) | 13.22 | 15.30 | 15.05 | 15.24 | 16.27 | 15.85 | 14.58 | 15.10 | 15.68 | 16.49 | | |
| | | Cumulative time (s) | 152.78 | 139.56 | 124.26 | 109.21 | 93.97 | 77.70 | 61.85 | 47.27 | 32.17 | 16.49 | 2:32.78 | |
| | | Speed (m/s) | 13.61 | 13.07 | 13.29 | 13.12 | 12.29 | 12.62 | 13.72 | 13.25 | 12.76 | 12.13 | 12.96 | |
| | | Stride length (m) | 6.31 | 6.29 | 6.36 | 6.40 | 6.11 | 6.05 | 6.26 | 6.08 | 5.82 | 5.77 | 6.13 | |
| | | Stride duration (s) | 0.461 | 0.481 | 0.479 | 0.487 | 0.497 | 0.480 | 0.456 | 0.459 | 0.456 | 0.476 | 0.473 | |
| | | Stride efficiency (%) | 62.16 | 61.73 | 63.21 | 63.91 | 58.29 | 57.27 | 61.20 | 57.75 | 52.98 | 52.03 | 58.82 | |
| | | Stride count | 28.54 | 31.82 | 31.45 | 31.27 | 32.75 | 33.04 | 31.96 | 32.90 | 34.35 | 34.66 | 322.74 | |

10 m Stride length



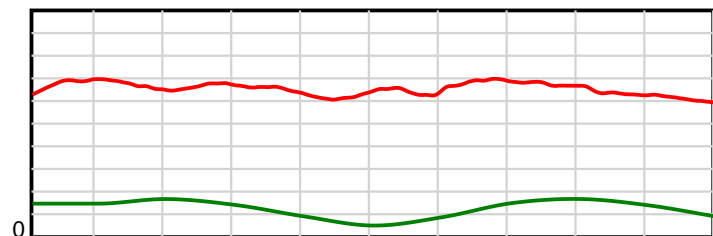
1980 m Finish

0.6 s Stride duration



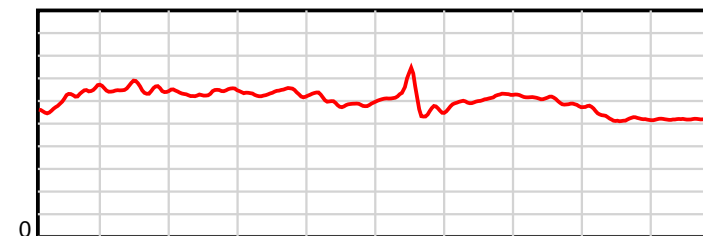
1980 m Finish

20 m/sec Speed



1980 m Finish

100 % Stride efficiency



1980 m Finish

Note: Horizontal distance axis grid lines are 200m furlongs.

Disclaimer.

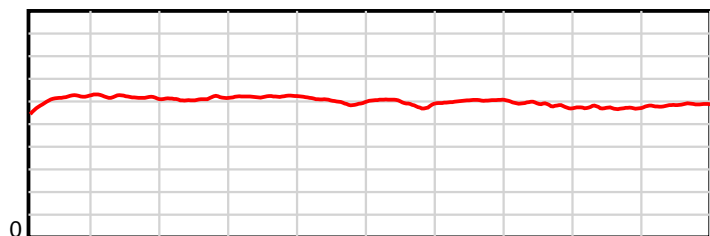
HRNZ and NZMTC and Thoroughbred Ratings Pty Ltd accepts no responsibility for the completeness or accuracy of any of the information contained herein, and makes no representations about its suitability for any particular purpose. Users should make their own judgements about those matters and/or seek independent advice. You assume all risks associated with use of the data provided on this page.

Race Results

March 22, 2019, Race 8, STORER MOTORS NEW ZEALAND TROTTING OAKS (MOBILE TROT), Distance 1980m, Addington - Survey 1980m

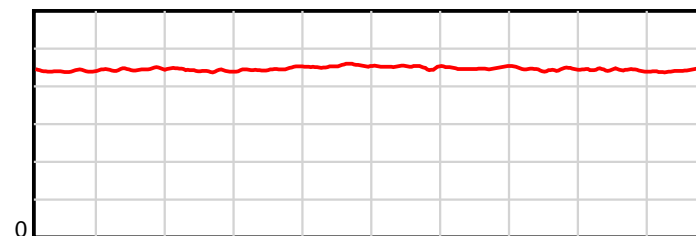
| Result | TAB no. | Horse (Barrier) | 1980 to | 1800m to | 1600m to | 1400m to | 1200m to | 1000m to | 800m to | 600m to | 400m to | 200m to | Total or | Margin |
|--------|---------|------------------------------|---------|----------|----------|----------|----------|----------|----------|----------|----------|----------|----------|--------|
| 10th | 2 | Shes Like The ... (2) | 1800m | 1600m | 1400m | 1200m | 1000m | 800m | 600m | 400m | 200m | WP | Average | |
| | | Position in running (margin) | - | 12(32.7) | 12(34.8) | 12(35.1) | 12(25.4) | 12(17.2) | 12(14.6) | 12(14.5) | 10(22.2) | 10(26.2) | | 24.30 |
| | | Sectional time (s) | 17.85 | 14.64 | 14.61 | 14.43 | 15.24 | 15.46 | 14.91 | 15.42 | 15.66 | 15.35 | | |
| | | Cumulative time (s) | 153.57 | 135.72 | 121.08 | 106.47 | 92.04 | 76.80 | 61.34 | 46.43 | 31.01 | 15.35 | 2:33.57 | |
| | | Speed (m/s) | 10.08 | 13.66 | 13.69 | 13.86 | 13.12 | 12.94 | 13.41 | 12.97 | 12.77 | 13.03 | 12.89 | |
| | | Stride length (m) | 6.11 | 6.08 | 6.05 | 6.19 | 5.96 | 5.83 | 6.02 | 5.76 | 5.66 | 5.81 | 5.94 | |
| | | Stride duration (s) | 0.440 | 0.445 | 0.442 | 0.447 | 0.454 | 0.451 | 0.449 | 0.444 | 0.443 | 0.446 | 0.461 | |
| | | Stride efficiency (%) | 58.42 | 57.78 | 57.14 | 59.92 | 55.46 | 53.10 | 56.60 | 51.92 | 50.02 | 52.72 | 55.15 | |
| | | Stride count | 29.44 | 32.89 | 33.07 | 32.30 | 33.57 | 34.31 | 33.23 | 34.70 | 35.35 | 34.43 | 333.29 | |

10 m Stride length



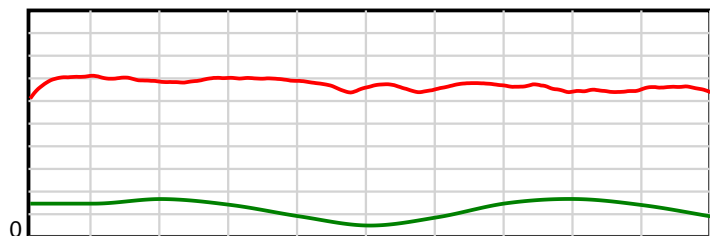
1980 m Finish

0.6 s Stride duration



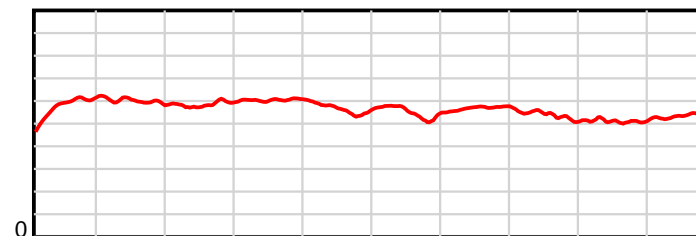
1980 m Finish

20 m/sec Speed



1980 m Finish

100 % Stride efficiency



1980 m Finish

Note: Horizontal distance axis grid lines are 200m furlongs.

Disclaimer.

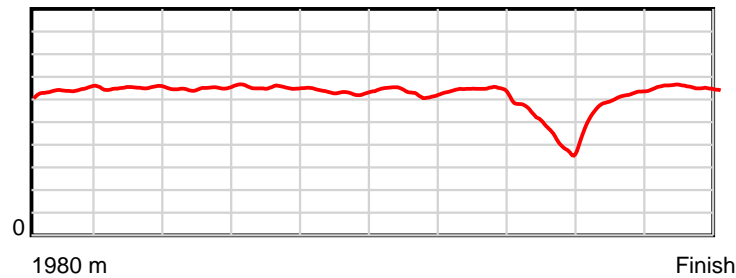
HRNZ and NZMTC and Thoroughbred Ratings Pty Ltd accepts no responsibility for the completeness or accuracy of any of the information contained herein, and makes no representations about its suitability for any particular purpose. Users should make their own judgements about those matters and/or seek independent advice. You assume all risks associated with use of the data provided on this page.

Race Results

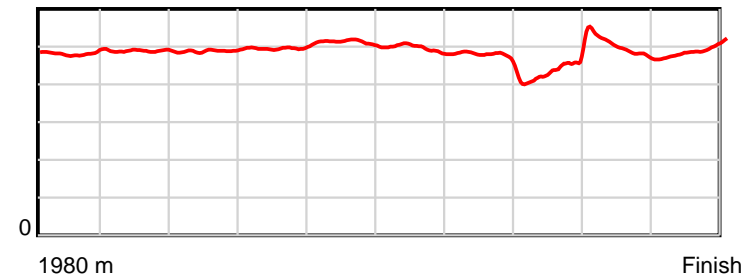
March 22, 2019, Race 8, STORER MOTORS NEW ZEALAND TROTTING OAKS (MOBILE TROT), Distance 1980m, Addington - Survey 1980m

| Result | TAB no. | Horse (Barrier) | 1980 to | 1800m to | 1600m to | 1400m to | 1200m to | 1000m to | 800m to | 600m to | 400m to | 200m to | Total or | Margin |
|--------|---------|------------------------------|--------------|--------------|--------------|--------------|--------------|-------------|-------------|-------------|-------------|-----------|----------------|--------|
| 11th | 1 | She's So Cool (1) | 1800m | 1600m | 1400m | 1200m | 1000m | 800m | 600m | 400m | 200m | WP | Average | |
| | | Position in running (margin) | - | 10(8.0) | 9(13.2) | 9(15.6) | 9(10.8) | 8(8.6) | 9(8.5) | 10(7.5) | 12(49.8) | 12(61.1) | | 55.80 |
| | | Sectional time (s) | 13.76 | 15.16 | 14.96 | 15.24 | 16.24 | 15.90 | 14.74 | 21.20 | 16.87 | 15.16 | | |
| | | Cumulative time (s) | 159.23 | 145.47 | 130.31 | 115.35 | 100.11 | 83.87 | 67.97 | 53.23 | 32.03 | 15.16 | 2:39.23 | |
| | | Speed (m/s) | 13.08 | 13.19 | 13.37 | 13.12 | 12.32 | 12.58 | 13.57 | 9.43 | 11.86 | 13.19 | 12.43 | |
| | | Stride length (m) | 6.40 | 6.45 | 6.52 | 6.50 | 6.31 | 6.24 | 6.47 | 4.21 | 5.86 | 6.51 | 6.04 | |
| | | Stride duration (s) | 0.482 | 0.489 | 0.488 | 0.495 | 0.512 | 0.496 | 0.477 | 0.447 | 0.494 | 0.493 | 0.486 | |
| | | Stride efficiency (%) | 63.95 | 64.98 | 66.48 | 66.03 | 62.20 | 60.85 | 65.47 | 27.75 | 53.62 | 66.19 | 57.10 | |
| | | Stride count | 28.14 | 31.01 | 30.66 | 30.77 | 31.70 | 32.05 | 30.90 | 47.46 | 34.14 | 30.73 | 327.56 | |

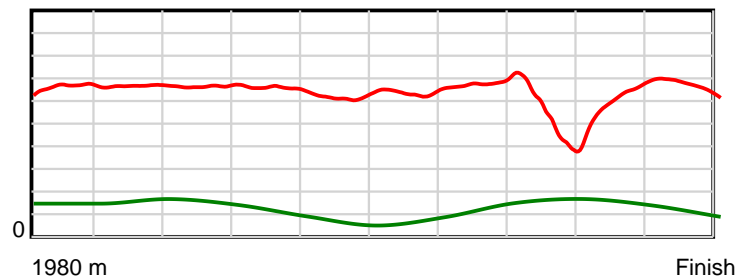
10 m Stride length



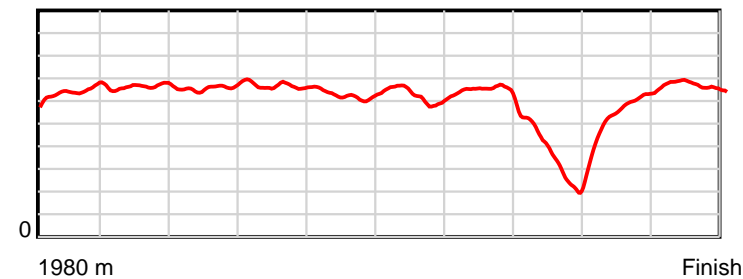
0.6 s Stride duration



20 m/sec Speed



100 % Stride efficiency



Note: Horizontal distance axis grid lines are 200m furlongs.

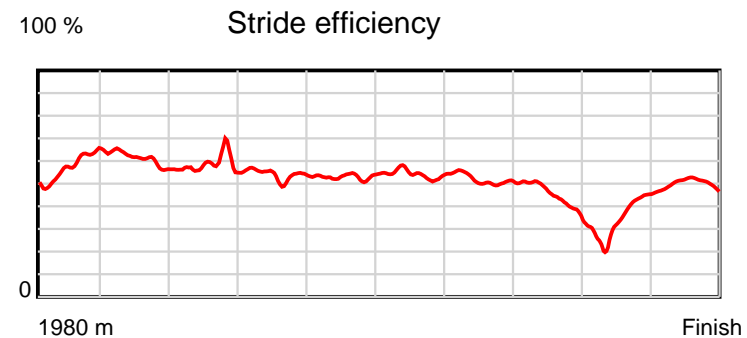
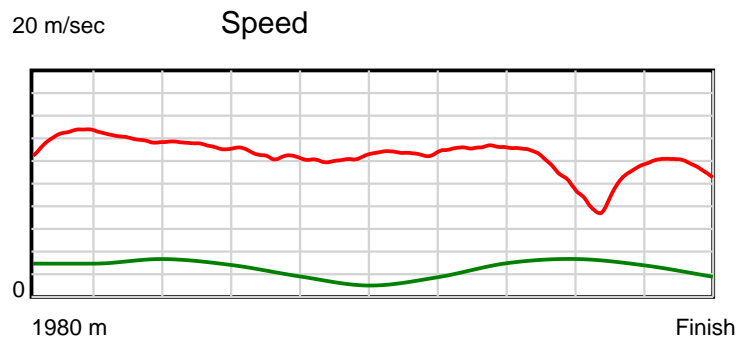
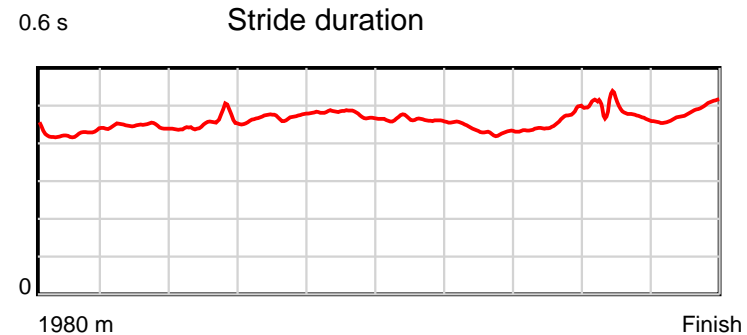
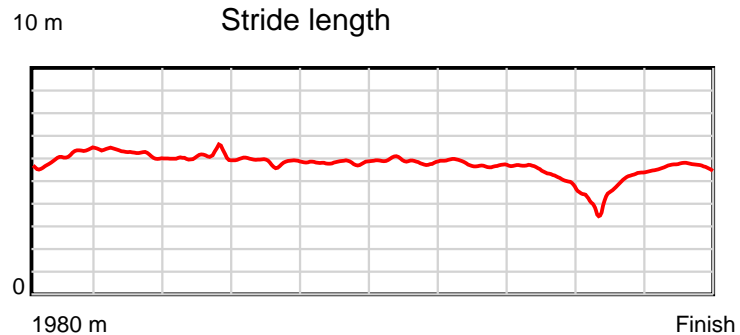
Disclaimer.

HRNZ and NZMTC and Thoroughbred Ratings Pty Ltd accepts no responsibility for the completeness or accuracy of any of the information contained herein, and makes no representations about its suitability for any particular purpose. Users should make their own judgements about those matters and/or seek independent advice. You assume all risks associated with use of the data provided on this page.

Race Results

March 22, 2019, Race 8, STORER MOTORS NEW ZEALAND TROTTING OAKS (MOBILE TROT), Distance 1980m, Addington - Survey 1980m

| Result | TAB no. | Horse (Barrier) | 1980 to | 1800m to | 1600m to | 1400m to | 1200m to | 1000m to | 800m to | 600m to | 400m to | 200m to | Total or | Margin |
|--------|---------|------------------------------|--------------|--------------|--------------|--------------|--------------|-------------|-------------|-------------|-------------|-----------|----------------|--------|
| 12th | 7 | B K Dover (7) | 1800m | 1600m | 1400m | 1200m | 1000m | 800m | 600m | 400m | 200m | WP | Average | |
| | | Position in running (margin) | - | 1(0.0) | 2(0.7) | 2(2.2) | 2(2.2) | 2(1.7) | 2(1.8) | 5(4.3) | 11(24.2) | 11(60.0) | | 67.10 |
| | | Sectional time (s) | 12.45 | 14.42 | 14.81 | 16.04 | 16.53 | 15.92 | 15.31 | 17.48 | 20.95 | 17.36 | | |
| | | Cumulative time (s) | 161.27 | 148.82 | 134.40 | 119.59 | 103.55 | 87.02 | 71.10 | 55.79 | 38.31 | 17.36 | 2:41.27 | |
| | | Speed (m/s) | 14.46 | 13.87 | 13.50 | 12.47 | 12.10 | 12.56 | 13.06 | 11.44 | 9.55 | 11.52 | 12.28 | |
| | | Stride length (m) | 6.15 | 6.18 | 6.11 | 5.85 | 5.79 | 5.82 | 5.69 | 5.25 | 4.59 | 5.59 | 5.66 | |
| | | Stride duration (s) | 0.425 | 0.446 | 0.452 | 0.469 | 0.478 | 0.463 | 0.436 | 0.459 | 0.481 | 0.485 | 0.461 | |
| | | Stride efficiency (%) | 59.05 | 59.74 | 58.36 | 53.53 | 52.35 | 52.89 | 50.65 | 43.10 | 32.98 | 48.90 | 50.02 | |
| | | Stride count | 29.28 | 32.35 | 32.73 | 34.17 | 34.55 | 34.38 | 35.13 | 38.08 | 43.54 | 35.75 | 349.96 | |



Note: Horizontal distance axis grid lines are 200m furlongs.

Disclaimer.

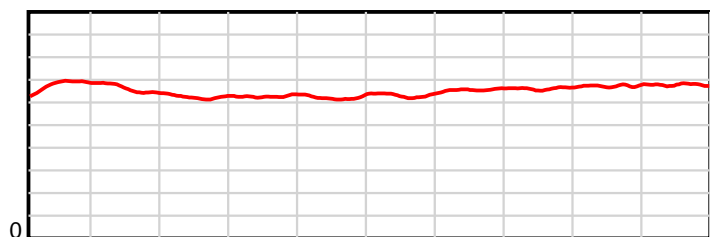
HRNZ and NZMTC and Thoroughbred Ratings Pty Ltd accepts no responsibility for the completeness or accuracy of any of the information contained herein, and makes no representations about its suitability for any particular purpose. Users should make their own judgements about those matters and/or seek independent advice. You assume all risks associated with use of the data provided on this page.

Race Results

March 22, 2019, Race 9, TELTRAC COMMUNICATIONS LTD FREE-FOR-ALL (MOBILE PACE), Distance 1980m, Addington - Survey 1980m

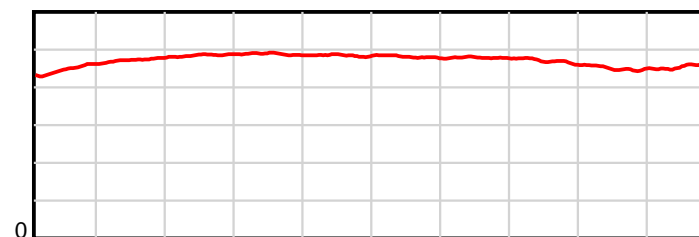
| Result | TAB no. | Horse (Barrier) | 1980 to | 1800m to | 1600m to | 1400m to | 1200m to | 1000m to | 800m to | 600m to | 400m to | 200m to | Total or | Margin |
|--------|---------|------------------------------|--------------|--------------|--------------|--------------|--------------|-------------|-------------|-------------|-------------|-----------|----------------|--------|
| 1st | 2 | Alta Maestro (2) | 1800m | 1600m | 1400m | 1200m | 1000m | 800m | 600m | 400m | 200m | WP | Average | |
| | | Position in running (margin) | - | 1(0.0) | 1(0.0) | 1(0.0) | 1(0.0) | 1(0.0) | 1(0.0) | 1(0.0) | 1(0.0) | 1(0.0) | | 0.00 |
| | | Sectional time (s) | 11.89 | 14.55 | 15.59 | 15.63 | 15.66 | 15.36 | 14.62 | 14.24 | 13.35 | 13.58 | | |
| | | Cumulative time (s) | 144.47 | 132.58 | 118.03 | 102.44 | 86.81 | 71.15 | 55.79 | 41.17 | 26.93 | 13.58 | 2:24.47 | |
| | | Speed (m/s) | 15.14 | 13.75 | 12.83 | 12.80 | 12.77 | 13.02 | 13.68 | 14.04 | 14.98 | 14.73 | 13.70 | |
| | | Stride length (m) | 6.81 | 6.51 | 6.22 | 6.25 | 6.19 | 6.26 | 6.55 | 6.59 | 6.75 | 6.71 | 6.47 | |
| | | Stride duration (s) | 0.449 | 0.473 | 0.485 | 0.488 | 0.485 | 0.481 | 0.479 | 0.469 | 0.450 | 0.456 | 0.472 | |
| | | Stride efficiency (%) | 72.48 | 66.17 | 60.55 | 60.98 | 59.89 | 61.24 | 67.01 | 67.82 | 71.10 | 70.45 | 65.46 | |
| | | Stride count | 26.43 | 30.73 | 32.13 | 32.02 | 32.31 | 31.95 | 30.54 | 30.36 | 29.65 | 29.79 | 305.91 | |

10 m Stride length



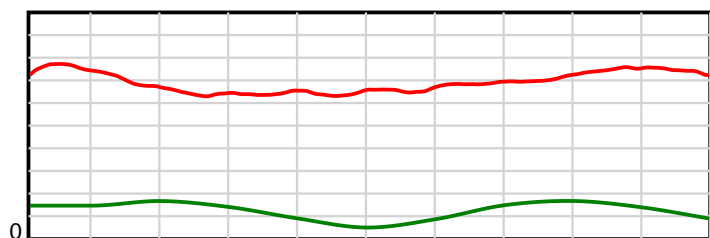
1980 m Finish

0.6 s Stride duration



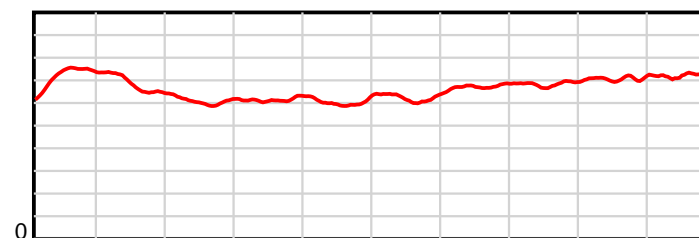
1980 m Finish

20 m/sec Speed



1980 m Finish

100 % Stride efficiency



1980 m Finish

Note: Horizontal distance axis grid lines are 200m furlongs.

Disclaimer.

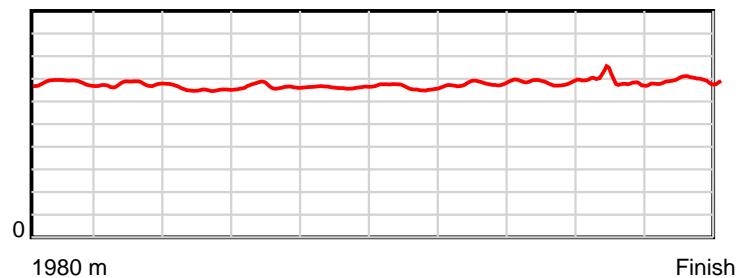
HRNZ and NZMTC and Thoroughbred Ratings Pty Ltd accepts no responsibility for the completeness or accuracy of any of the information contained herein, and makes no representations about its suitability for any particular purpose. Users should make their own judgements about those matters and/or seek independent advice. You assume all risks associated with use of the data provided on this page.

Race Results

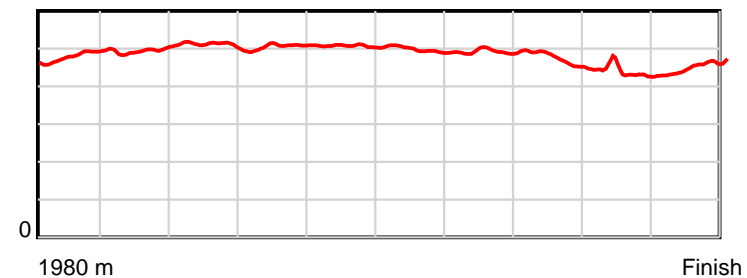
March 22, 2019, Race 9, TELTRAC COMMUNICATIONS LTD FREE-FOR-ALL (MOBILE PACE), Distance 1980m, Addington - Survey 1980m

| Result | TAB no. | Horse (Barrier) | 1980 to | 1800m to | 1600m to | 1400m to | 1200m to | 1000m to | 800m to | 600m to | 400m to | 200m to | Total or | Margin |
|--------|---------|------------------------------|---------|----------|----------|----------|----------|----------|---------|---------|---------|---------|----------|--------|
| 2nd | 7 | A G's White So... (7) | 1800m | 1600m | 1400m | 1200m | 1000m | 800m | 600m | 400m | 200m | WP | Average | |
| | | Position in running (margin) | - | 7(5.2) | 7(8.8) | 7(10.8) | 7(8.0) | 7(7.0) | 7(6.9) | 7(6.3) | 7(6.2) | 4(3.7) | | 0.04 |
| | | Sectional time (s) | 12.68 | 15.14 | 15.93 | 15.15 | 15.50 | 15.33 | 14.53 | 14.21 | 12.94 | 13.10 | | |
| | | Cumulative time (s) | 144.51 | 131.83 | 116.69 | 100.76 | 85.61 | 70.11 | 54.78 | 40.25 | 26.04 | 13.10 | 2:24.51 | |
| | | Speed (m/s) | 14.19 | 13.21 | 12.55 | 13.20 | 12.90 | 13.05 | 13.76 | 14.07 | 15.46 | 15.27 | 13.70 | |
| | | Stride length (m) | 6.82 | 6.54 | 6.42 | 6.68 | 6.53 | 6.49 | 6.77 | 6.62 | 6.74 | 6.94 | 6.65 | |
| | | Stride duration (s) | 0.480 | 0.495 | 0.511 | 0.506 | 0.506 | 0.498 | 0.492 | 0.470 | 0.436 | 0.454 | 0.485 | |
| | | Stride efficiency (%) | 72.72 | 66.84 | 64.31 | 69.71 | 66.70 | 65.88 | 71.71 | 68.44 | 70.89 | 75.25 | 69.10 | |
| | | Stride count | 26.39 | 30.58 | 31.18 | 29.95 | 30.61 | 30.80 | 29.52 | 30.22 | 29.69 | 28.82 | 297.76 | |

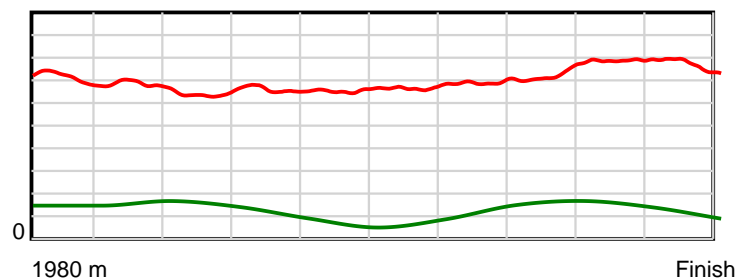
10 m Stride length



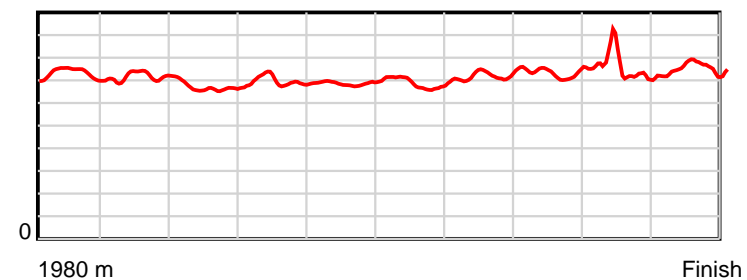
0.6 s Stride duration



20 m/sec Speed



100 % Stride efficiency



Note: Horizontal distance axis grid lines are 200m furlongs.

Disclaimer.

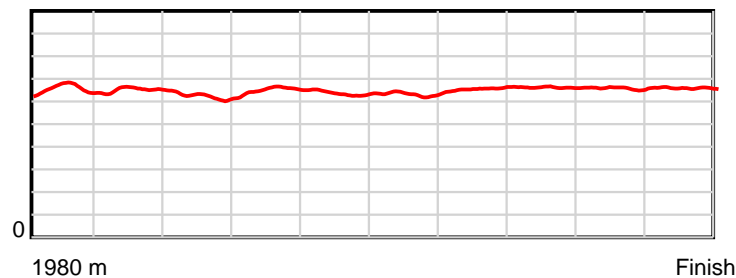
HRNZ and NZMTC and Thoroughbred Ratings Pty Ltd accepts no responsibility for the completeness or accuracy of any of the information contained herein, and makes no representations about its suitability for any particular purpose. Users should make their own judgements about those matters and/or seek independent advice. You assume all risks associated with use of the data provided on this page.

Race Results

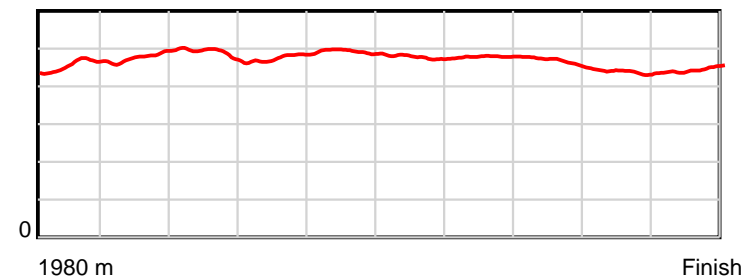
March 22, 2019, Race 9, TELTRAC COMMUNICATIONS LTD FREE-FOR-ALL (MOBILE PACE), Distance 1980m, Addington - Survey 1980m

| Result | TAB no. | Horse (Barrier) | 1980 to | 1800m to | 1600m to | 1400m to | 1200m to | 1000m to | 800m to | 600m to | 400m to | 200m to | Total or | Margin |
|--------|---------|------------------------------|---------|----------|----------|----------|----------|----------|---------|---------|---------|---------|----------|--------|
| 3rd | 5 | Elle Mac (5) | 1800m | 1600m | 1400m | 1200m | 1000m | 800m | 600m | 400m | 200m | WP | Average | |
| | | Position in running (margin) | - | 5(4.4) | 6(6.1) | 6(8.1) | 2(1.8) | 2(1.6) | 2(1.4) | 2(1.1) | 2(1.3) | 2(1.5) | | 1.30 |
| | | Sectional time (s) | 12.68 | 14.83 | 15.92 | 14.58 | 15.62 | 15.33 | 14.57 | 14.27 | 13.38 | 13.52 | | |
| | | Cumulative time (s) | 144.70 | 132.02 | 117.19 | 101.27 | 86.69 | 71.07 | 55.74 | 41.17 | 26.90 | 13.52 | 2:24.70 | |
| | | Speed (m/s) | 14.19 | 13.49 | 12.56 | 13.72 | 12.80 | 13.05 | 13.73 | 14.02 | 14.95 | 14.79 | 13.68 | |
| | | Stride length (m) | 6.58 | 6.44 | 6.15 | 6.52 | 6.31 | 6.22 | 6.57 | 6.53 | 6.55 | 6.58 | 6.44 | |
| | | Stride duration (s) | 0.458 | 0.477 | 0.490 | 0.475 | 0.493 | 0.477 | 0.479 | 0.466 | 0.438 | 0.445 | 0.471 | |
| | | Stride efficiency (%) | 67.63 | 64.72 | 59.15 | 66.46 | 62.17 | 60.51 | 67.45 | 66.67 | 66.96 | 67.73 | 64.81 | |
| | | Stride count | 27.36 | 31.08 | 32.51 | 30.67 | 31.71 | 32.14 | 30.44 | 30.62 | 30.55 | 30.38 | 307.46 | |

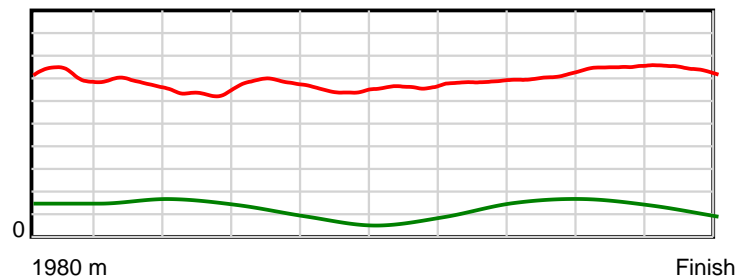
10 m Stride length



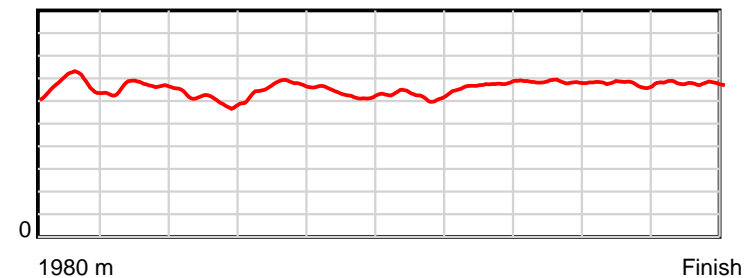
0.6 s Stride duration



20 m/sec Speed



100 % Stride efficiency



Note: Horizontal distance axis grid lines are 200m furlongs.

Disclaimer.

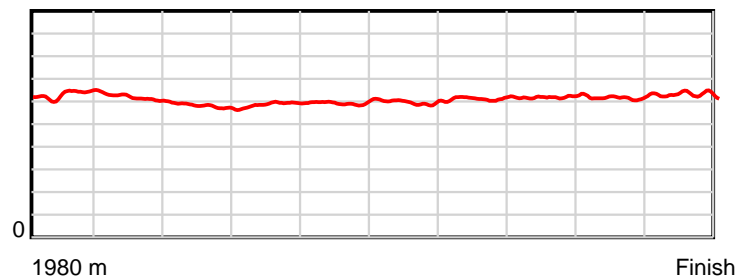
HRNZ and NZMTC and Thoroughbred Ratings Pty Ltd accepts no responsibility for the completeness or accuracy of any of the information contained herein, and makes no representations about its suitability for any particular purpose. Users should make their own judgements about those matters and/or seek independent advice. You assume all risks associated with use of the data provided on this page.

Race Results

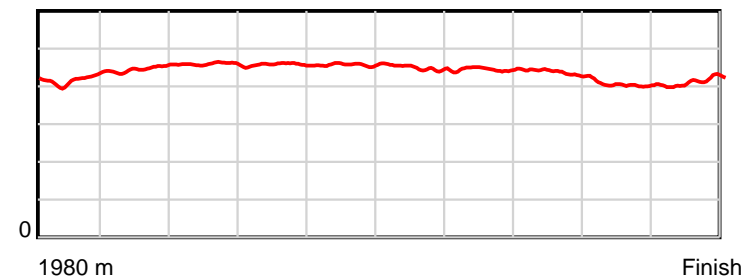
March 22, 2019, Race 9, TELTRAC COMMUNICATIONS LTD FREE-FOR-ALL (MOBILE PACE), Distance 1980m, Addington - Survey 1980m

| Result | TAB no. | Horse (Barrier) | 1980 to | 1800m to | 1600m to | 1400m to | 1200m to | 1000m to | 800m to | 600m to | 400m to | 200m to | Total or | Margin |
|--------|---------|------------------------------|--------------|--------------|--------------|--------------|--------------|-------------|-------------|-------------|-------------|-----------|----------------|--------|
| 4th | 8 | Alta Orlando (8) | 1800m | 1600m | 1400m | 1200m | 1000m | 800m | 600m | 400m | 200m | WP | Average | |
| | | Position in running (margin) | - | 2(0.2) | 3(2.7) | 4(5.8) | 5(5.8) | 5(5.1) | 5(4.7) | 5(4.2) | 5(4.7) | 5(3.9) | | 1.30 |
| | | Sectional time (s) | 11.95 | 14.97 | 16.11 | 15.61 | 15.54 | 15.30 | 14.54 | 14.32 | 13.21 | 13.16 | | |
| | | Cumulative time (s) | 144.71 | 132.76 | 117.79 | 101.68 | 86.07 | 70.53 | 55.23 | 40.69 | 26.37 | 13.16 | 2:24.71 | |
| | | Speed (m/s) | 15.06 | 13.36 | 12.41 | 12.81 | 12.87 | 13.07 | 13.76 | 13.97 | 15.14 | 15.20 | 13.68 | |
| | | Stride length (m) | 6.31 | 5.97 | 5.69 | 5.86 | 5.88 | 5.87 | 6.12 | 6.09 | 6.11 | 6.28 | 6.01 | |
| | | Stride duration (s) | 0.417 | 0.446 | 0.459 | 0.458 | 0.457 | 0.449 | 0.445 | 0.436 | 0.404 | 0.413 | 0.439 | |
| | | Stride efficiency (%) | 62.15 | 55.62 | 50.63 | 53.72 | 54.08 | 53.85 | 58.54 | 57.97 | 58.40 | 61.55 | 56.43 | |
| | | Stride count | 28.54 | 33.52 | 35.14 | 34.11 | 34.00 | 34.07 | 32.68 | 32.84 | 32.72 | 31.87 | 329.49 | |

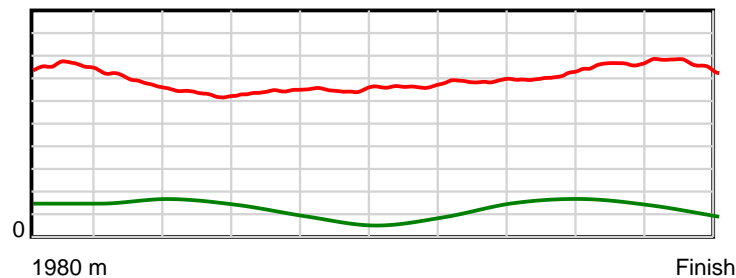
10 m Stride length



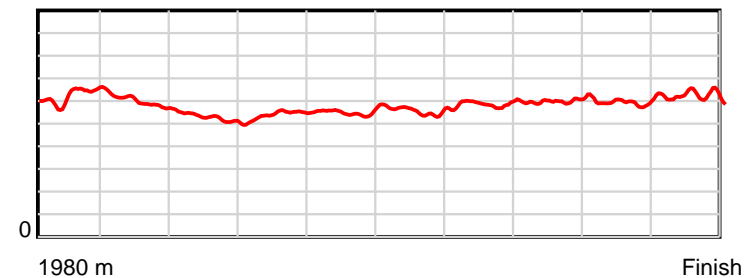
0.6 s Stride duration



20 m/sec Speed



100 % Stride efficiency



Note: Horizontal distance axis grid lines are 200m furlongs.

Disclaimer.

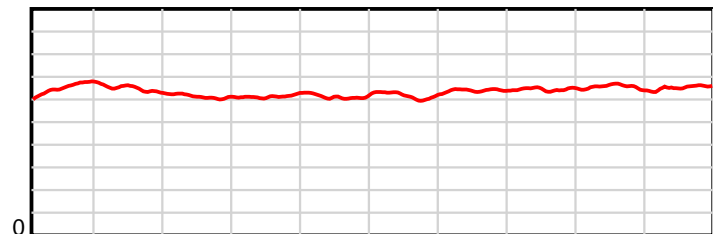
HRNZ and NZMTC and Thoroughbred Ratings Pty Ltd accepts no responsibility for the completeness or accuracy of any of the information contained herein, and makes no representations about its suitability for any particular purpose. Users should make their own judgements about those matters and/or seek independent advice. You assume all risks associated with use of the data provided on this page.

Race Results

March 22, 2019, Race 9, TELTRAC COMMUNICATIONS LTD FREE-FOR-ALL (MOBILE PACE), Distance 1980m, Addington - Survey 1980m

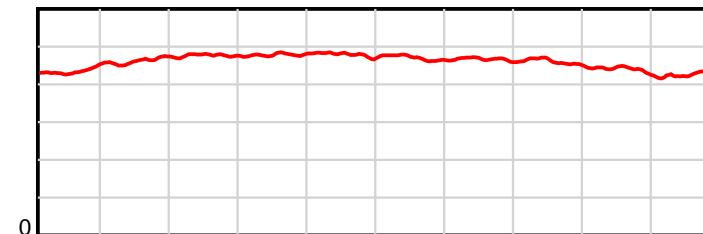
| Result | TAB no. | Horse (Barrier) | 1980 to | 1800m to | 1600m to | 1400m to | 1200m to | 1000m to | 800m to | 600m to | 400m to | 200m to | Total or | Margin |
|--------|---------|------------------------------|--------------|--------------|--------------|--------------|--------------|-------------|-------------|-------------|-------------|-----------|----------------|--------|
| 5th | 10 | Funatthebeach (10) | 1800m | 1600m | 1400m | 1200m | 1000m | 800m | 600m | 400m | 200m | WP | Average | |
| | | Position in running (margin) | - | 6(4.5) | 5(4.3) | 3(4.3) | 4(4.1) | 4(4.0) | 4(3.7) | 4(3.4) | 4(4.4) | 6(4.0) | | 1.80 |
| | | Sectional time (s) | 12.79 | 14.52 | 15.60 | 15.60 | 15.64 | 15.31 | 14.56 | 14.41 | 13.28 | 13.08 | | |
| | | Cumulative time (s) | 144.79 | 132.00 | 117.48 | 101.88 | 86.28 | 70.64 | 55.33 | 40.77 | 26.36 | 13.08 | 2:24.79 | |
| | | Speed (m/s) | 14.07 | 13.77 | 12.82 | 12.82 | 12.79 | 13.06 | 13.74 | 13.88 | 15.06 | 15.29 | 13.67 | |
| | | Stride length (m) | 6.52 | 6.38 | 6.11 | 6.13 | 6.12 | 6.14 | 6.41 | 6.37 | 6.61 | 6.56 | 6.33 | |
| | | Stride duration (s) | 0.436 | 0.463 | 0.476 | 0.478 | 0.479 | 0.470 | 0.467 | 0.459 | 0.439 | 0.429 | 0.463 | |
| | | Stride efficiency (%) | 66.46 | 63.58 | 58.30 | 58.81 | 58.55 | 58.95 | 64.22 | 63.45 | 68.32 | 67.35 | 62.60 | |
| | | Stride count | 27.60 | 31.35 | 32.74 | 32.60 | 32.67 | 32.56 | 31.20 | 31.39 | 30.25 | 30.46 | 312.82 | |

10 m Stride length



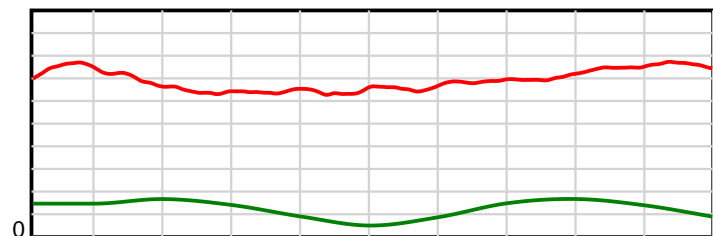
1980 m Finish

0.6 s Stride duration



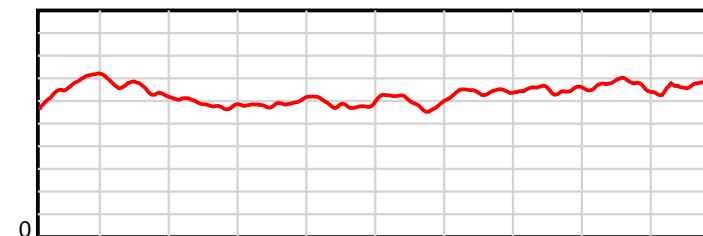
1980 m Finish

20 m/sec Speed



1980 m Finish

100 % Stride efficiency



1980 m Finish

Note: Horizontal distance axis grid lines are 200m furlongs.

Disclaimer.

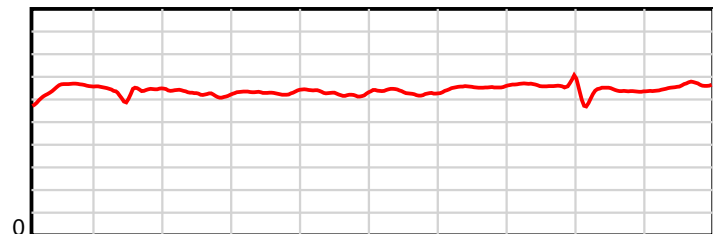
HRNZ and NZMTC and Thoroughbred Ratings Pty Ltd accepts no responsibility for the completeness or accuracy of any of the information contained herein, and makes no representations about its suitability for any particular purpose. Users should make their own judgements about those matters and/or seek independent advice. You assume all risks associated with use of the data provided on this page.

Race Results

March 22, 2019, Race 9, TELTRAC COMMUNICATIONS LTD FREE-FOR-ALL (MOBILE PACE), Distance 1980m, Addington - Survey 1980m

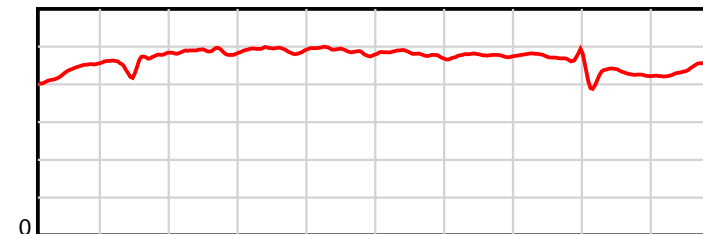
| Result | TAB no. | Horse (Barrier) | 1980 to | 1800m to | 1600m to | 1400m to | 1200m to | 1000m to | 800m to | 600m to | 400m to | 200m to | Total or | Margin |
|--------|---------|------------------------------|---------|----------|----------|----------|----------|----------|---------|---------|---------|---------|----------|--------|
| 6th | 1 | Forgotten High... (1) | 1800m | 1600m | 1400m | 1200m | 1000m | 800m | 600m | 400m | 200m | WP | Average | |
| | | Position in running (margin) | - | 3(1.3) | 2(1.7) | 2(2.4) | 3(2.3) | 3(1.7) | 3(1.8) | 3(1.6) | 3(2.0) | 3(2.4) | | 2.10 |
| | | Sectional time (s) | 12.22 | 14.62 | 15.71 | 15.61 | 15.55 | 15.38 | 14.58 | 14.31 | 13.42 | 13.46 | | |
| | | Cumulative time (s) | 144.86 | 132.64 | 118.02 | 102.31 | 86.70 | 71.15 | 55.77 | 41.19 | 26.88 | 13.46 | 2:24.86 | |
| | | Speed (m/s) | 14.73 | 13.68 | 12.73 | 12.81 | 12.86 | 13.00 | 13.72 | 13.98 | 14.90 | 14.86 | 13.67 | |
| | | Stride length (m) | 6.56 | 6.31 | 6.20 | 6.30 | 6.28 | 6.24 | 6.54 | 6.59 | 6.31 | 6.60 | 6.39 | |
| | | Stride duration (s) | 0.438 | 0.461 | 0.487 | 0.492 | 0.489 | 0.480 | 0.477 | 0.471 | 0.423 | 0.444 | 0.467 | |
| | | Stride efficiency (%) | 67.24 | 62.20 | 60.05 | 62.08 | 61.68 | 60.83 | 66.76 | 67.77 | 62.25 | 67.98 | 63.75 | |
| | | Stride count | 27.44 | 31.70 | 32.26 | 31.73 | 31.83 | 32.05 | 30.60 | 30.37 | 31.69 | 30.32 | 309.99 | |

10 m Stride length



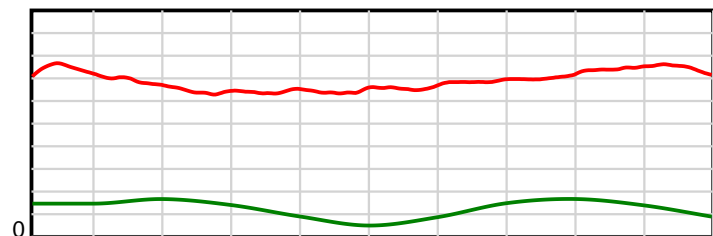
1980 m Finish

0.6 s Stride duration



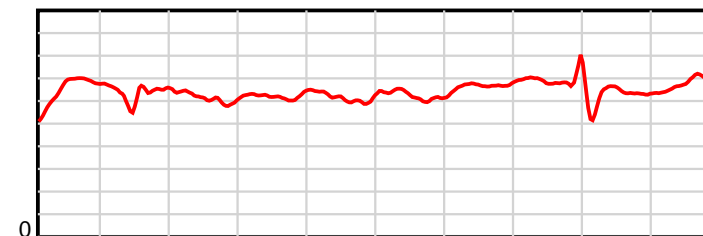
1980 m Finish

20 m/sec Speed



1980 m Finish

100 % Stride efficiency



1980 m Finish

Note: Horizontal distance axis grid lines are 200m furlongs.

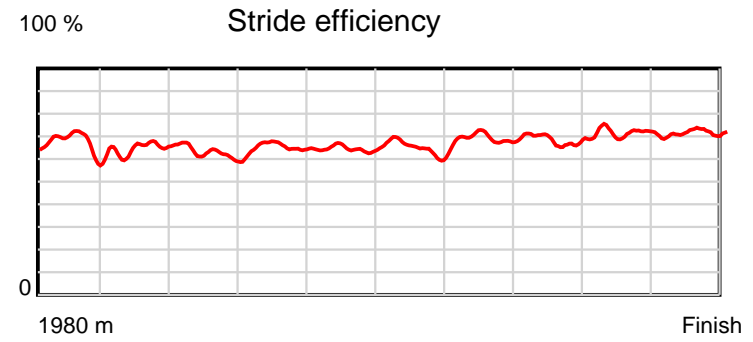
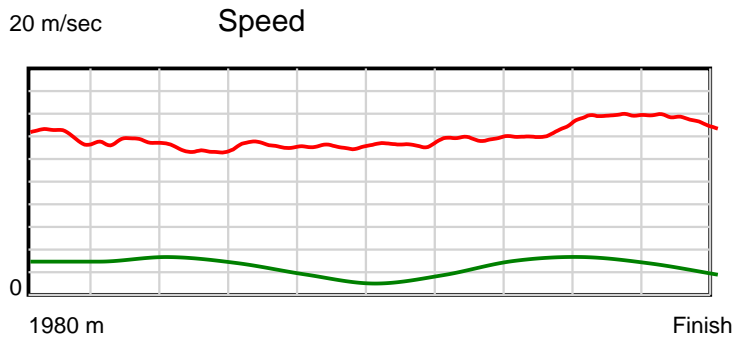
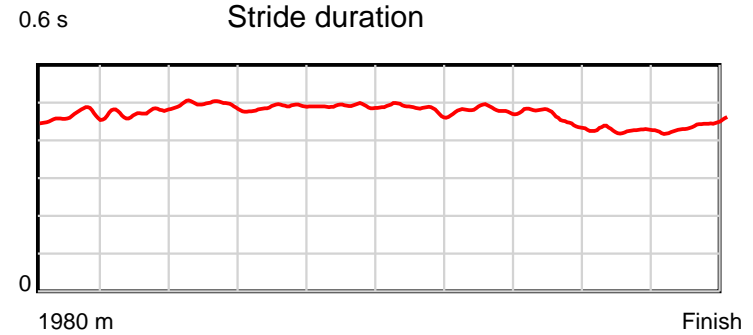
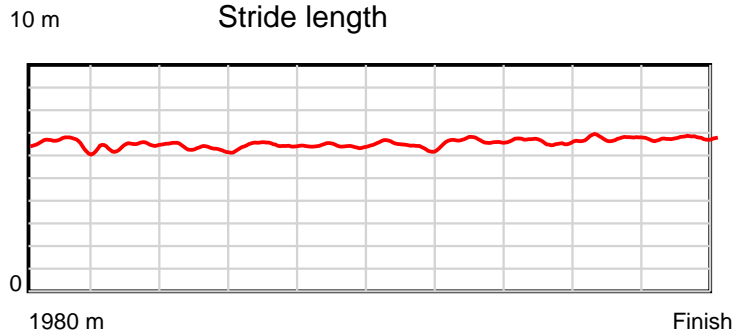
Disclaimer.

HRNZ and NZMTC and Thoroughbred Ratings Pty Ltd accepts no responsibility for the completeness or accuracy of any of the information contained herein, and makes no representations about its suitability for any particular purpose. Users should make their own judgements about those matters and/or seek independent advice. You assume all risks associated with use of the data provided on this page.

Race Results

March 22, 2019, Race 9, TELTRAC COMMUNICATIONS LTD FREE-FOR-ALL (MOBILE PACE), Distance 1980m, Addington - Survey 1980m

| Result | TAB no. | Horse (Barrier) | 1980 to | 1800m to | 1600m to | 1400m to | 1200m to | 1000m to | 800m to | 600m to | 400m to | 200m to | Total or | Margin |
|--------|---------|------------------------------|---------|----------|----------|----------|----------|----------|---------|---------|---------|---------|----------|--------|
| 7th | 6 | Letspendanitet... (6) | 1800m | 1600m | 1400m | 1200m | 1000m | 800m | 600m | 400m | 200m | WP | Average | |
| | | Position in running (margin) | - | 8(6.5) | 8(10.5) | 8(12.7) | 8(10.0) | 8(9.1) | 8(9.0) | 8(8.2) | 8(8.0) | 8(5.6) | | 2.20 |
| | | Sectional time (s) | 12.84 | 15.22 | 15.96 | 15.19 | 15.50 | 15.35 | 14.47 | 14.21 | 12.96 | 13.17 | | |
| | | Cumulative time (s) | 144.87 | 132.03 | 116.81 | 100.85 | 85.66 | 70.16 | 54.81 | 40.34 | 26.13 | 13.17 | 2:24.87 | |
| | | Speed (m/s) | 14.02 | 13.14 | 12.53 | 13.17 | 12.90 | 13.03 | 13.82 | 14.07 | 15.43 | 15.19 | 13.67 | |
| | | Stride length (m) | 6.49 | 6.24 | 6.21 | 6.43 | 6.33 | 6.30 | 6.65 | 6.43 | 6.58 | 6.70 | 6.43 | |
| | | Stride duration (s) | 0.465 | 0.475 | 0.496 | 0.488 | 0.490 | 0.483 | 0.481 | 0.457 | 0.426 | 0.441 | 0.471 | |
| | | Stride efficiency (%) | 65.91 | 60.91 | 60.26 | 64.67 | 62.55 | 62.01 | 69.07 | 64.69 | 67.58 | 70.13 | 64.65 | |
| | | Stride count | 27.72 | 32.03 | 32.21 | 31.09 | 31.61 | 31.75 | 30.08 | 31.08 | 30.41 | 29.86 | 307.84 | |



Note: Horizontal distance axis grid lines are 200m furlongs.

Disclaimer.

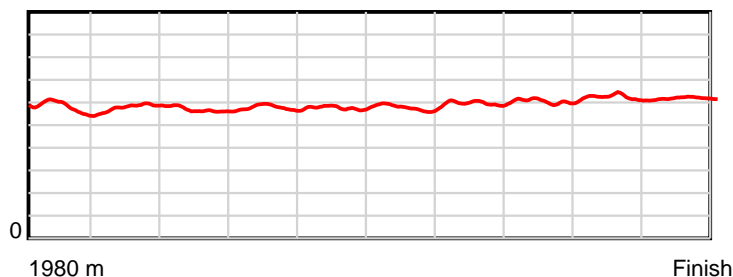
HRNZ and NZMTC and Thoroughbred Ratings Pty Ltd accepts no responsibility for the completeness or accuracy of any of the information contained herein, and makes no representations about its suitability for any particular purpose. Users should make their own judgements about those matters and/or seek independent advice. You assume all risks associated with use of the data provided on this page.

Race Results

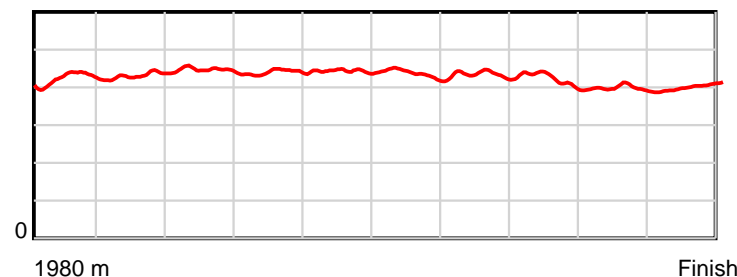
March 22, 2019, Race 9, TELTRAC COMMUNICATIONS LTD FREE-FOR-ALL (MOBILE PACE), Distance 1980m, Addington - Survey 1980m

| Result | TAB no. | Horse (Barrier) | 1980 to | 1800m to | 1600m to | 1400m to | 1200m to | 1000m to | 800m to | 600m to | 400m to | 200m to | Total or | Margin |
|--------|---------|------------------------------|--------------|--------------|--------------|--------------|--------------|-------------|-------------|-------------|-------------|-----------|----------------|--------|
| 8th | 9 | Eamon Maguire (9) | 1800m | 1600m | 1400m | 1200m | 1000m | 800m | 600m | 400m | 200m | WP | Average | |
| | | Position in running (margin) | - | 9(8.2) | 9(12.2) | 9(14.6) | 9(12.0) | 9(11.2) | 9(10.6) | 9(9.6) | 9(9.0) | 9(6.9) | | 3.00 |
| | | Sectional time (s) | 13.15 | 15.23 | 15.99 | 15.20 | 15.53 | 15.26 | 14.46 | 14.12 | 13.01 | 13.06 | | |
| | | Cumulative time (s) | 145.01 | 131.86 | 116.63 | 100.64 | 85.44 | 69.91 | 54.65 | 40.19 | 26.07 | 13.06 | 2:25.01 | |
| | | Speed (m/s) | 13.69 | 13.13 | 12.51 | 13.16 | 12.88 | 13.11 | 13.83 | 14.16 | 15.37 | 15.31 | 13.65 | |
| | | Stride length (m) | 5.78 | 5.66 | 5.59 | 5.79 | 5.71 | 5.71 | 6.01 | 5.95 | 6.11 | 6.16 | 5.84 | |
| | | Stride duration (s) | 0.426 | 0.431 | 0.447 | 0.440 | 0.443 | 0.435 | 0.434 | 0.420 | 0.397 | 0.402 | 0.428 | |
| | | Stride efficiency (%) | 52.19 | 49.98 | 48.76 | 52.37 | 50.89 | 50.91 | 56.38 | 55.23 | 58.26 | 59.35 | 53.28 | |
| | | Stride count | 31.15 | 35.36 | 35.80 | 34.55 | 35.05 | 35.04 | 33.30 | 33.64 | 32.75 | 32.45 | 339.09 | |

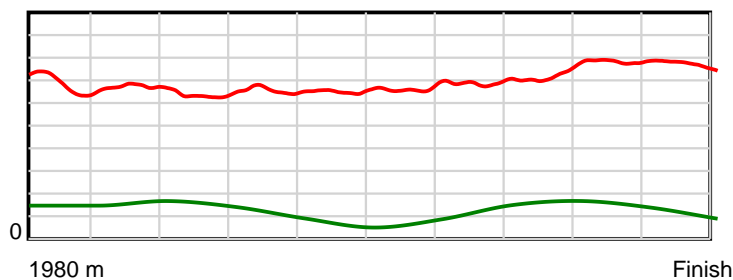
10 m Stride length



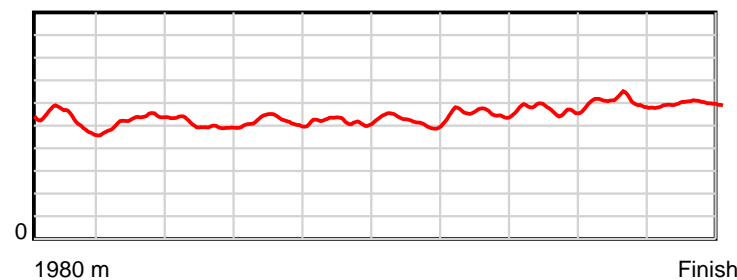
0.6 s Stride duration



20 m/sec Speed



100 % Stride efficiency



Note: Horizontal distance axis grid lines are 200m furlongs.

Disclaimer.

HRNZ and NZMTC and Thoroughbred Ratings Pty Ltd accepts no responsibility for the completeness or accuracy of any of the information contained herein, and makes no representations about its suitability for any particular purpose. Users should make their own judgements about those matters and/or seek independent advice. You assume all risks associated with use of the data provided on this page.



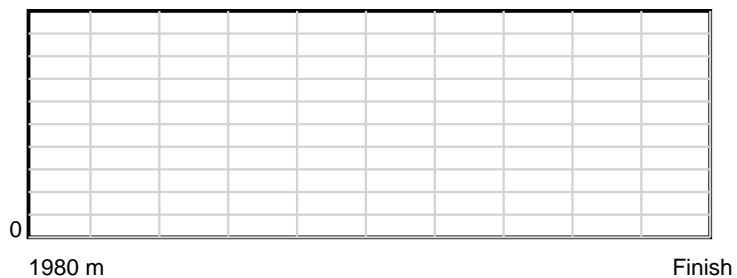
Race Results




March 22, 2019, Race 9, TELTRAC COMMUNICATIONS LTD FREE-FOR-ALL (MOBILE PACE), Distance 1980m, Addington - Survey 1980m

| Result | TAB no. | Horse (Barrier) | 1980 to | 1800m to | 1600m to | 1400m to | 1200m to | 1000m to | 800m to | 600m to | 400m to | 200m to | Total or | Margin |
|--------|---------|------------------------------|---------|----------|----------|----------|----------|----------|---------|---------|---------|---------|----------|--------|
| 9th | 4 | Sheriff (4) | | | | | | | | | | | | |
| | | Position in running (margin) | | | | | | | | | | | | |
| | | Sectional time (s) | | | | | | | | | | | | |
| | | Cumulative time (s) | | | | | | | | | | | | |
| | | Speed (m/s) | | | | | | | | | | | | |
| | | Stride length (m) | | | | | | | | | | | | |
| | | Stride duration (s) | | | | | | | | | | | | |
| | | Stride efficiency (%) | | | | | | | | | | | | |
| | | Stride count | | | | | | | | | | | | |

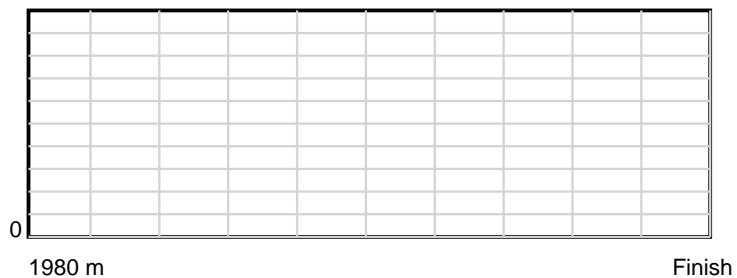
10 m Stride length



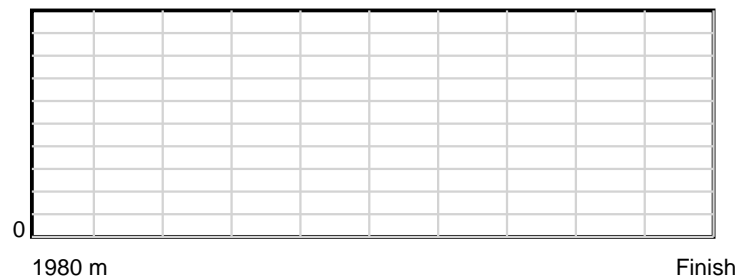
0.6 s Stride duration



20 m/sec Speed



100 % Stride efficiency



Note: Horizontal distance axis grid lines are 200m furlongs.

Disclaimer.

HRNZ and NZMTC and Thoroughbred Ratings Pty Ltd accepts no responsibility for the completeness or accuracy of any of the information contained herein, and makes no representations about its suitability for any particular purpose. Users should make their own judgements about those matters and/or seek independent advice. You assume all risks associated with use of the data provided on this page.

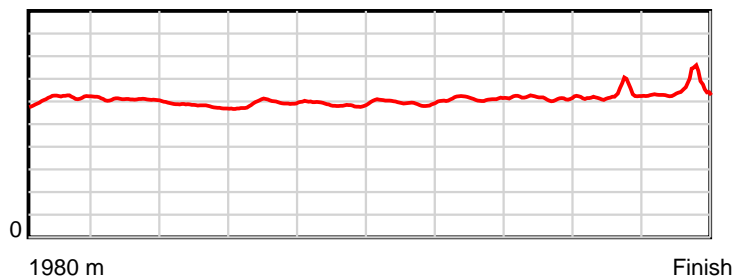


Race Results

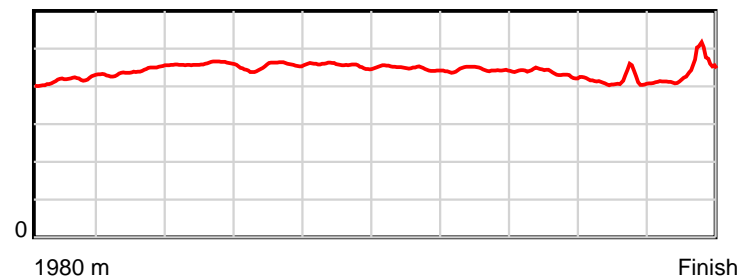
March 22, 2019, Race 9, TELTRAC COMMUNICATIONS LTD FREE-FOR-ALL (MOBILE PACE), Distance 1980m, Addington - Survey 1980m

| Result | TAB no. | Horse (Barrier) | 1980 to | 1800m to | 1600m to | 1400m to | 1200m to | 1000m to | 800m to | 600m to | 400m to | 200m to | Total or | Margin |
|--------|---------|------------------------------|--------------|--------------|--------------|--------------|--------------|-------------|-------------|-------------|-------------|-----------|----------------|--------|
| 10th | 3 | Mossdale Rose (3) | 1800m | 1600m | 1400m | 1200m | 1000m | 800m | 600m | 400m | 200m | WP | Average | |
| | | Position in running (margin) | - | 4(2.3) | 4(4.1) | 5(7.1) | 6(6.0) | 6(6.0) | 6(5.4) | 6(5.4) | 6(5.7) | 7(5.1) | | 5.30 |
| | | Sectional time (s) | 12.41 | 14.85 | 16.10 | 15.44 | 15.66 | 15.26 | 14.62 | 14.28 | 13.25 | 13.55 | | |
| | | Cumulative time (s) | 145.42 | 133.01 | 118.16 | 102.06 | 86.62 | 70.96 | 55.70 | 41.08 | 26.80 | 13.55 | 2:25.42 | |
| | | Speed (m/s) | 14.50 | 13.47 | 12.42 | 12.95 | 12.77 | 13.11 | 13.68 | 14.01 | 15.09 | 14.76 | 13.62 | |
| | | Stride length (m) | 6.13 | 5.94 | 5.70 | 5.88 | 5.81 | 5.87 | 6.06 | 6.09 | 6.21 | 6.36 | 6.00 | |
| | | Stride duration (s) | 0.418 | 0.441 | 0.459 | 0.454 | 0.455 | 0.448 | 0.443 | 0.435 | 0.412 | 0.431 | 0.441 | |
| | | Stride efficiency (%) | 58.66 | 55.06 | 50.84 | 54.06 | 52.73 | 53.86 | 57.37 | 58.02 | 60.36 | 63.25 | 56.22 | |
| | | Stride count | 29.38 | 33.69 | 35.07 | 34.00 | 34.43 | 34.07 | 33.01 | 32.82 | 32.18 | 31.44 | 330.09 | |

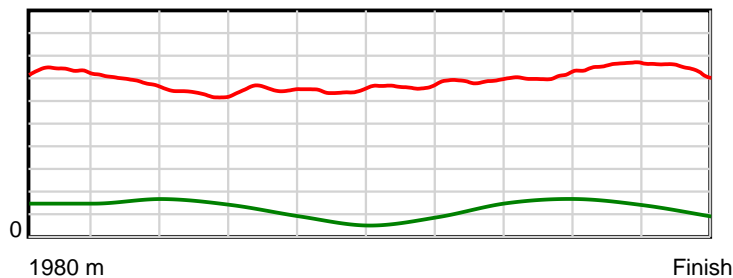
10 m Stride length



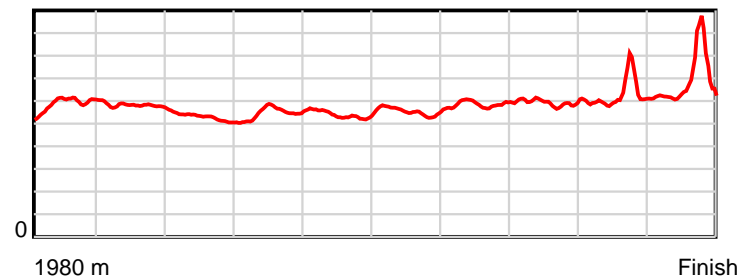
0.6 s Stride duration



20 m/sec Speed



100 % Stride efficiency



Note: Horizontal distance axis grid lines are 200m furlongs.

Disclaimer.

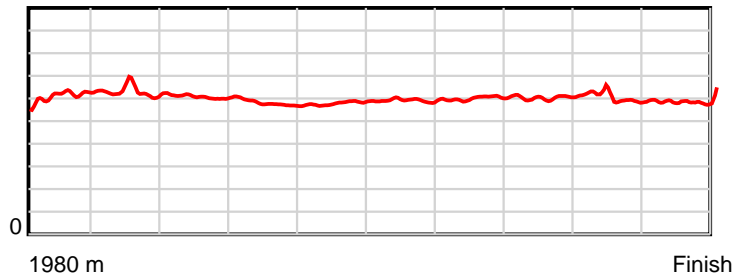
HRNZ and NZMTC and Thoroughbred Ratings Pty Ltd accepts no responsibility for the completeness or accuracy of any of the information contained herein, and makes no representations about its suitability for any particular purpose. Users should make their own judgements about those matters and/or seek independent advice. You assume all risks associated with use of the data provided on this page.

Race Results

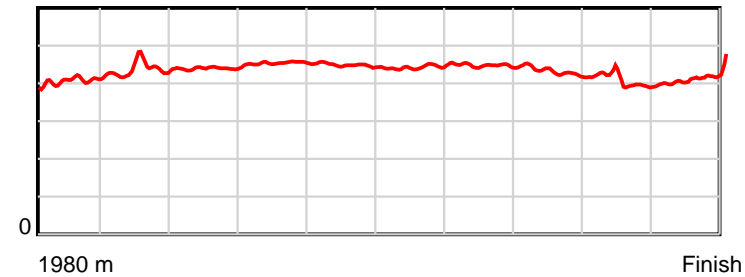
March 22, 2019, Race 10, MCMILLAN EQUINE FEEDS MOBILE PACE, Distance 1980m, Addington - Survey 1980m

| Result | TAB no. | Horse (Barrier) | 1980 to | 1800m to | 1600m to | 1400m to | 1200m to | 1000m to | 800m to | 600m to | 400m to | 200m to | Total or | Margin |
|--------|---------|------------------------------|--------------|--------------|--------------|--------------|--------------|-------------|-------------|-------------|-------------|-----------|----------------|--------|
| 1st | 3 | Double O Heave... (2) | 1800m | 1600m | 1400m | 1200m | 1000m | 800m | 600m | 400m | 200m | WP | Average | |
| | | Position in running (margin) | - | 5(3.2) | 4(3.8) | 4(5.2) | 3(2.6) | 4(2.3) | 5(4.1) | 4(3.0) | 4(2.8) | 3(0.8) | | 0.00 |
| | | Sectional time (s) | 12.02 | 14.12 | 14.82 | 15.66 | 15.77 | 15.18 | 14.87 | 14.43 | 13.78 | 14.18 | | |
| | | Cumulative time (s) | 144.83 | 132.81 | 118.69 | 103.87 | 88.21 | 72.44 | 57.26 | 42.39 | 27.96 | 14.18 | 2:24.83 | |
| | | Speed (m/s) | 14.98 | 14.16 | 13.50 | 12.77 | 12.68 | 13.18 | 13.45 | 13.86 | 14.51 | 14.10 | 13.67 | |
| | | Stride length (m) | 6.16 | 6.18 | 5.94 | 5.79 | 5.69 | 5.84 | 6.01 | 5.96 | 5.86 | 5.96 | 5.93 | |
| | | Stride duration (s) | 0.408 | 0.436 | 0.440 | 0.454 | 0.448 | 0.443 | 0.447 | 0.430 | 0.404 | 0.422 | 0.434 | |
| | | Stride efficiency (%) | 59.25 | 59.59 | 55.08 | 52.40 | 50.57 | 53.31 | 56.40 | 55.54 | 53.63 | 55.49 | 54.99 | |
| | | Stride count | 29.23 | 32.39 | 33.69 | 34.54 | 35.16 | 34.24 | 33.29 | 33.55 | 34.14 | 33.56 | 333.79 | |

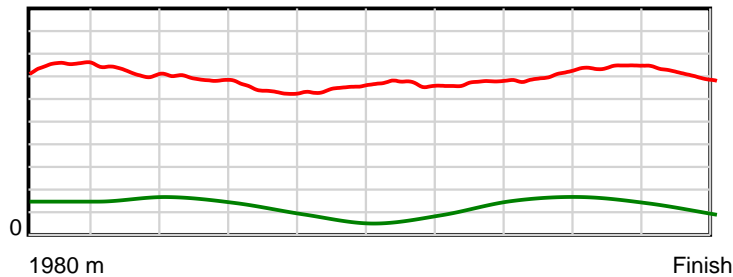
10 m Stride length



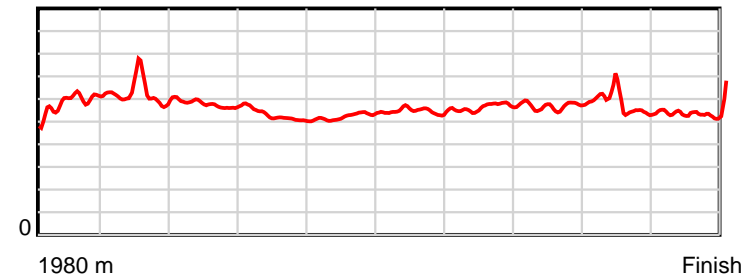
0.6 s Stride duration



20 m/sec Speed



100 % Stride efficiency



Note: Horizontal distance axis grid lines are 200m furlongs.

Disclaimer.

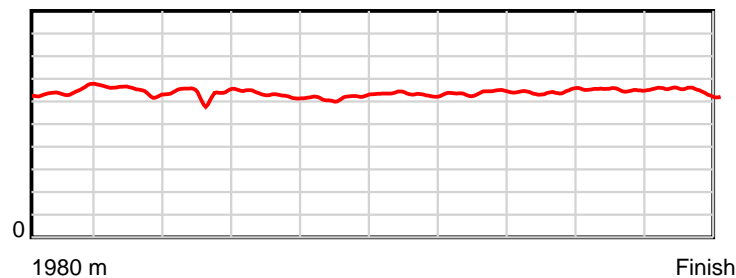
HRNZ and NZMTC and Thoroughbred Ratings Pty Ltd accepts no responsibility for the completeness or accuracy of any of the information contained herein, and makes no representations about its suitability for any particular purpose. Users should make their own judgements about those matters and/or seek independent advice. You assume all risks associated with use of the data provided on this page.

Race Results

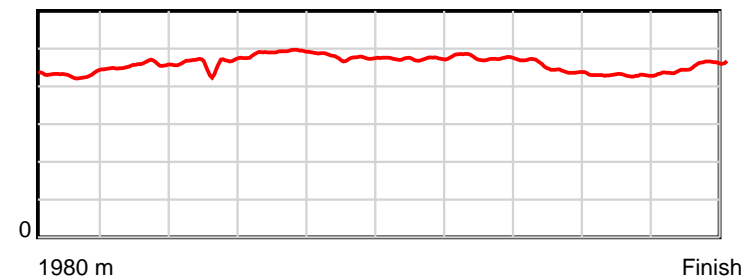
March 22, 2019, Race 10, MCMILLAN EQUINE FEEDS MOBILE PACE, Distance 1980m, Addington - Survey 1980m

| Result | TAB no. | Horse (Barrier) | 1980 to | 1800m to | 1600m to | 1400m to | 1200m to | 1000m to | 800m to | 600m to | 400m to | 200m to | Total or | Margin |
|--------|---------|------------------------------|--------------|--------------|--------------|--------------|--------------|-------------|-------------|-------------|-------------|-----------|----------------|--------|
| 2nd | 7 | Enchantee (6) | 1800m | 1600m | 1400m | 1200m | 1000m | 800m | 600m | 400m | 200m | WP | Average | |
| | | Position in running (margin) | - | 6(3.2) | 6(6.0) | 6(7.1) | 5(5.0) | 6(4.5) | 7(6.0) | 6(4.8) | 6(4.2) | 4(1.2) | | 0.60 |
| | | Sectional time (s) | 12.15 | 14.48 | 14.76 | 15.75 | 15.74 | 15.11 | 14.86 | 14.38 | 13.61 | 14.09 | | |
| | | Cumulative time (s) | 144.93 | 132.78 | 118.30 | 103.54 | 87.79 | 72.05 | 56.94 | 42.08 | 27.70 | 14.09 | 2:24.93 | |
| | | Speed (m/s) | 14.82 | 13.81 | 13.55 | 12.70 | 12.71 | 13.24 | 13.46 | 13.91 | 14.70 | 14.19 | 13.66 | |
| | | Stride length (m) | 6.47 | 6.30 | 6.25 | 6.23 | 6.06 | 6.27 | 6.40 | 6.21 | 6.32 | 6.47 | 6.29 | |
| | | Stride duration (s) | 0.431 | 0.456 | 0.461 | 0.491 | 0.477 | 0.474 | 0.476 | 0.447 | 0.430 | 0.456 | 0.461 | |
| | | Stride efficiency (%) | 65.41 | 62.05 | 61.13 | 60.66 | 57.45 | 61.39 | 63.97 | 60.31 | 62.46 | 65.35 | 61.92 | |
| | | Stride count | 27.82 | 31.74 | 31.98 | 32.10 | 32.99 | 31.91 | 31.26 | 32.19 | 31.63 | 30.93 | 314.55 | |

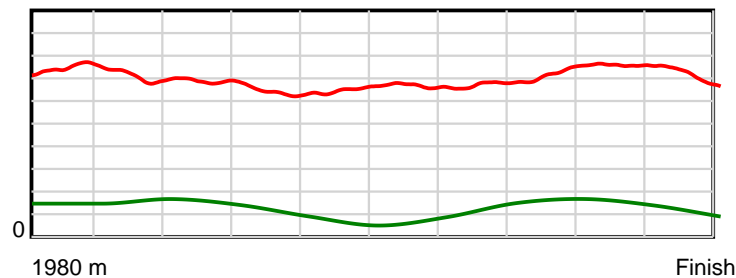
10 m Stride length



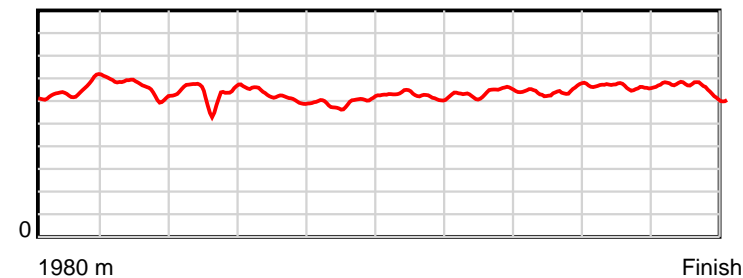
0.6 s Stride duration



20 m/sec Speed



100 % Stride efficiency



Note: Horizontal distance axis grid lines are 200m furlongs.

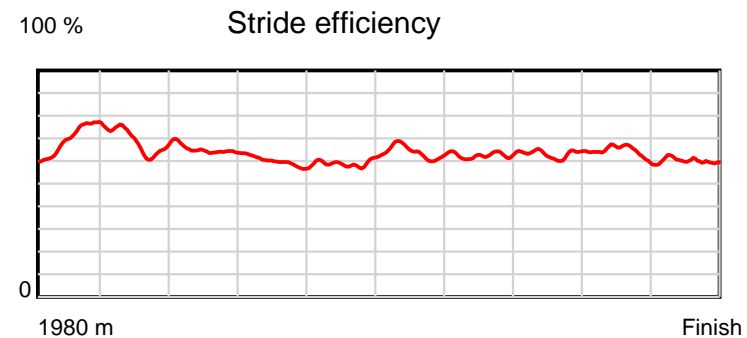
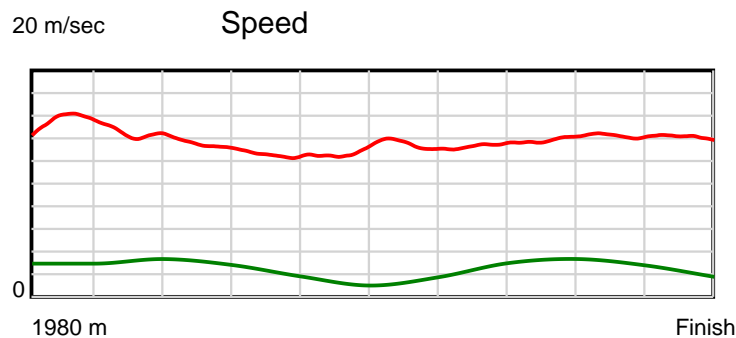
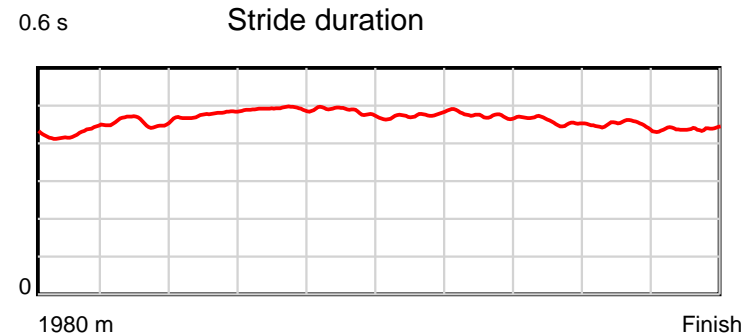
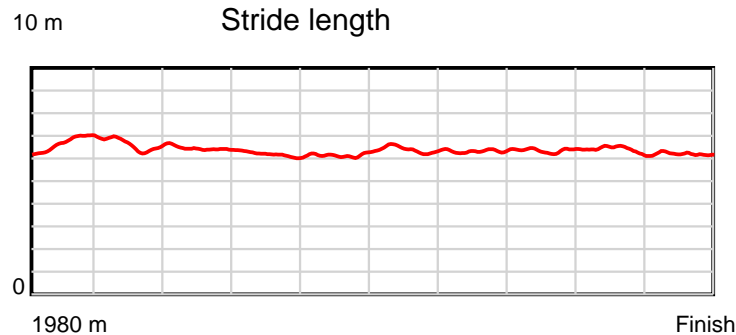
Disclaimer.

HRNZ and NZMTC and Thoroughbred Ratings Pty Ltd accepts no responsibility for the completeness or accuracy of any of the information contained herein, and makes no representations about its suitability for any particular purpose. Users should make their own judgements about those matters and/or seek independent advice. You assume all risks associated with use of the data provided on this page.

Race Results

March 22, 2019, Race 10, MCMILLAN EQUINE FEEDS MOBILE PACE, Distance 1980m, Addington - Survey 1980m

| Result | TAB no. | Horse (Barrier) | 1980 to | 1800m to | 1600m to | 1400m to | 1200m to | 1000m to | 800m to | 600m to | 400m to | 200m to | Total or | Margin |
|--------|---------|------------------------------|--------------|--------------|--------------|--------------|--------------|-------------|-------------|-------------|-------------|-----------|----------------|--------|
| 3rd | 4 | Pressed For Ti... (3) | 1800m | 1600m | 1400m | 1200m | 1000m | 800m | 600m | 400m | 200m | WP | Average | |
| | | Position in running (margin) | - | 1(0.0) | 1(0.0) | 2(2.3) | 2(1.9) | 3(1.8) | 2(1.9) | 3(2.0) | 3(1.6) | 5(1.6) | | 1.00 |
| | | Sectional time (s) | 11.37 | 14.02 | 14.96 | 16.02 | 15.82 | 14.88 | 15.07 | 14.41 | 14.11 | 14.35 | | |
| | | Cumulative time (s) | 145.01 | 133.64 | 119.62 | 104.66 | 88.64 | 72.82 | 57.94 | 42.87 | 28.46 | 14.35 | 2:25.01 | |
| | | Speed (m/s) | 15.84 | 14.27 | 13.37 | 12.48 | 12.64 | 13.44 | 13.27 | 13.88 | 14.17 | 13.94 | 13.65 | |
| | | Stride length (m) | 6.68 | 6.52 | 6.37 | 6.13 | 6.15 | 6.37 | 6.30 | 6.36 | 6.36 | 6.11 | 6.33 | |
| | | Stride duration (s) | 0.427 | 0.457 | 0.477 | 0.491 | 0.486 | 0.474 | 0.474 | 0.458 | 0.449 | 0.438 | 0.463 | |
| | | Stride efficiency (%) | 69.68 | 66.40 | 63.49 | 58.80 | 59.06 | 63.50 | 61.97 | 63.20 | 63.27 | 58.29 | 62.57 | |
| | | Stride count | 26.96 | 30.68 | 31.38 | 32.60 | 32.53 | 31.37 | 31.76 | 31.45 | 31.43 | 32.75 | 312.91 | |



Note: Horizontal distance axis grid lines are 200m furlongs.

Disclaimer.

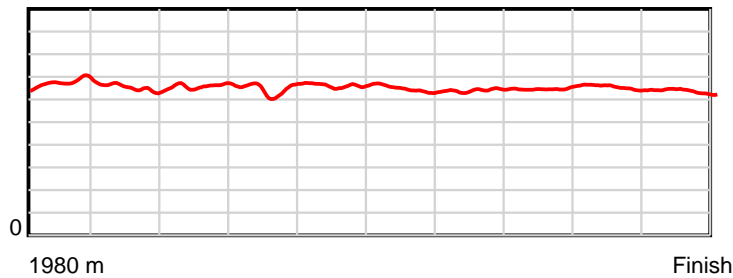
HRNZ and NZMTC and Thoroughbred Ratings Pty Ltd accepts no responsibility for the completeness or accuracy of any of the information contained herein, and makes no representations about its suitability for any particular purpose. Users should make their own judgements about those matters and/or seek independent advice. You assume all risks associated with use of the data provided on this page.

Race Results

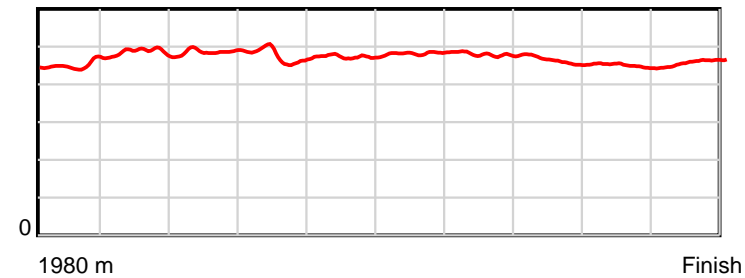
March 22, 2019, Race 10, MCMILLAN EQUINE FEEDS MOBILE PACE, Distance 1980m, Addington - Survey 1980m

| Result | TAB no. | Horse (Barrier) | 1980 to | 1800m to | 1600m to | 1400m to | 1200m to | 1000m to | 800m to | 600m to | 400m to | 200m to | Total or | Margin |
|--------|---------|------------------------------|---------|----------|----------|----------|----------|----------|---------|---------|---------|---------|----------|--------|
| 4th | 13 | Sweet Mary (11) | 1800m | 1600m | 1400m | 1200m | 1000m | 800m | 600m | 400m | 200m | WP | Average | |
| | | Position in running (margin) | - | 8(4.9) | 11(12.7) | 11(16.0) | 8(7.2) | 2(1.1) | 3(2.4) | 2(1.4) | 2(1.2) | 2(0.4) | | 1.70 |
| | | Sectional time (s) | 12.32 | 15.30 | 15.14 | 14.62 | 14.81 | 15.09 | 14.88 | 14.44 | 13.98 | 14.55 | | |
| | | Cumulative time (s) | 145.13 | 132.81 | 117.51 | 102.37 | 87.75 | 72.94 | 57.85 | 42.97 | 28.53 | 14.55 | 2:25.13 | |
| | | Speed (m/s) | 14.62 | 13.07 | 13.21 | 13.68 | 13.50 | 13.25 | 13.44 | 13.85 | 14.31 | 13.75 | 13.64 | |
| | | Stride length (m) | 6.78 | 6.34 | 6.43 | 6.50 | 6.39 | 6.40 | 6.44 | 6.40 | 6.42 | 6.33 | 6.44 | |
| | | Stride duration (s) | 0.452 | 0.485 | 0.487 | 0.475 | 0.473 | 0.483 | 0.479 | 0.462 | 0.449 | 0.460 | 0.472 | |
| | | Stride efficiency (%) | 71.85 | 62.78 | 64.70 | 66.00 | 63.71 | 64.04 | 64.78 | 63.96 | 64.36 | 62.58 | 64.75 | |
| | | Stride count | 26.55 | 31.55 | 31.08 | 30.77 | 31.32 | 31.24 | 31.06 | 31.26 | 31.16 | 31.60 | 307.59 | |

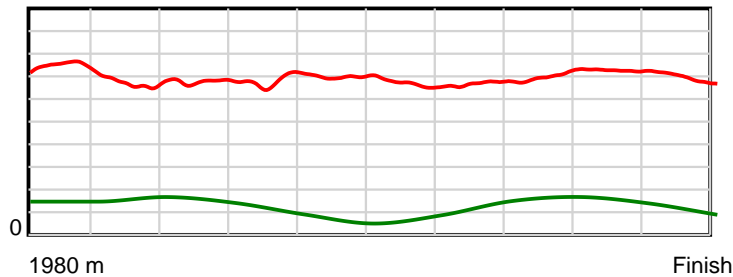
10 m Stride length



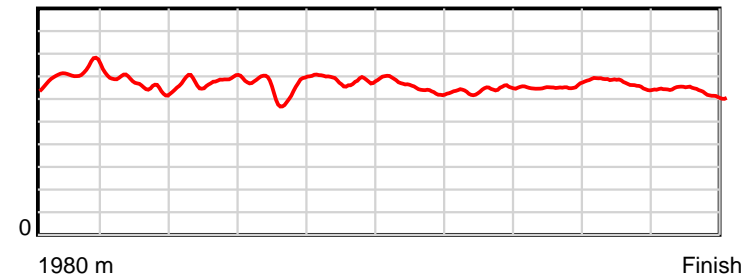
0.6 s Stride duration



20 m/sec Speed



100 % Stride efficiency



Note: Horizontal distance axis grid lines are 200m furlongs.

Disclaimer.

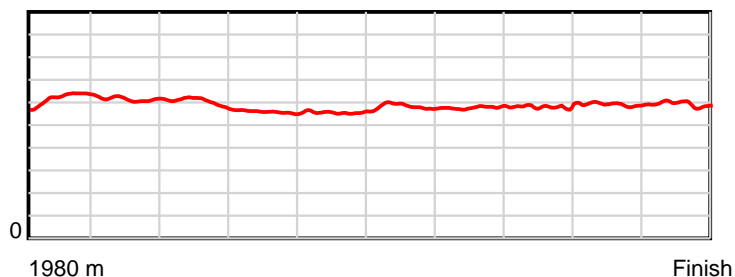
HRNZ and NZMTC and Thoroughbred Ratings Pty Ltd accepts no responsibility for the completeness or accuracy of any of the information contained herein, and makes no representations about its suitability for any particular purpose. Users should make their own judgements about those matters and/or seek independent advice. You assume all risks associated with use of the data provided on this page.

Race Results

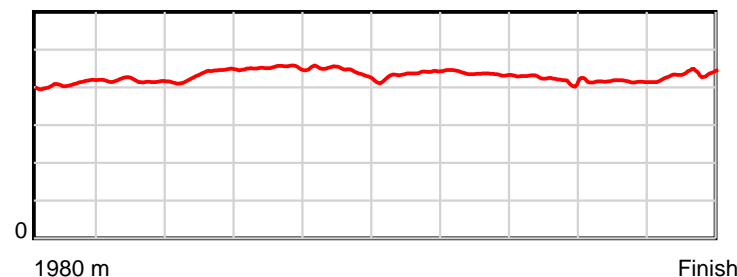
March 22, 2019, Race 10, MCMILLAN EQUINE FEEDS MOBILE PACE, Distance 1980m, Addington - Survey 1980m

| Result | TAB no. | Horse (Barrier) | 1980 to | 1800m to | 1600m to | 1400m to | 1200m to | 1000m to | 800m to | 600m to | 400m to | 200m to | Total or | Margin |
|--------|---------|------------------------------|---------|----------|----------|----------|----------|----------|---------|---------|---------|---------|----------|--------|
| 5th | 6 | Jody Direen (5) | 1800m | 1600m | 1400m | 1200m | 1000m | 800m | 600m | 400m | 200m | WP | Average | |
| | | Position in running (margin) | - | 3(1.6) | 2(0.2) | 1(0.0) | 1(0.0) | 1(0.0) | 1(0.0) | 1(0.0) | 1(0.0) | 1(0.0) | | 1.90 |
| | | Sectional time (s) | 11.64 | 13.77 | 14.55 | 16.10 | 15.82 | 14.87 | 15.06 | 14.47 | 14.11 | 14.77 | | |
| | | Cumulative time (s) | 145.16 | 133.52 | 119.75 | 105.20 | 89.10 | 73.28 | 58.41 | 43.35 | 28.88 | 14.77 | 2:25.16 | |
| | | Speed (m/s) | 15.47 | 14.52 | 13.75 | 12.42 | 12.64 | 13.45 | 13.28 | 13.82 | 14.17 | 13.54 | 13.64 | |
| | | Stride length (m) | 6.27 | 6.07 | 5.97 | 5.61 | 5.61 | 5.86 | 5.80 | 5.82 | 5.89 | 5.88 | 5.87 | |
| | | Stride duration (s) | 0.409 | 0.418 | 0.434 | 0.452 | 0.443 | 0.436 | 0.436 | 0.421 | 0.415 | 0.434 | 0.430 | |
| | | Stride efficiency (%) | 61.47 | 57.51 | 55.66 | 49.22 | 49.10 | 53.71 | 52.50 | 53.01 | 54.14 | 54.07 | 53.81 | |
| | | Stride count | 28.70 | 32.97 | 33.51 | 35.64 | 35.68 | 34.11 | 34.50 | 34.34 | 33.98 | 34.00 | 337.43 | |

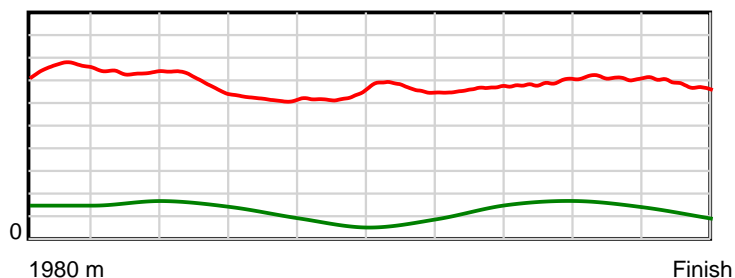
10 m Stride length



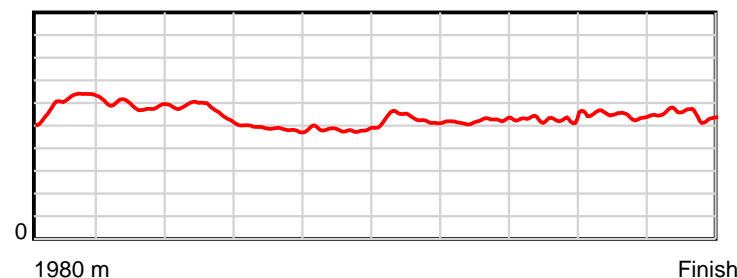
0.6 s Stride duration



20 m/sec Speed



100 % Stride efficiency



Note: Horizontal distance axis grid lines are 200m furlongs.

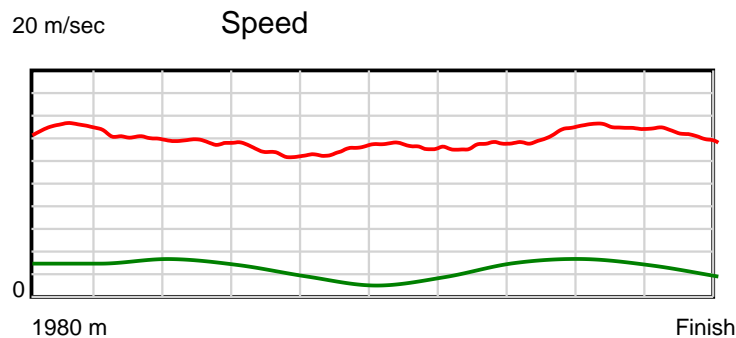
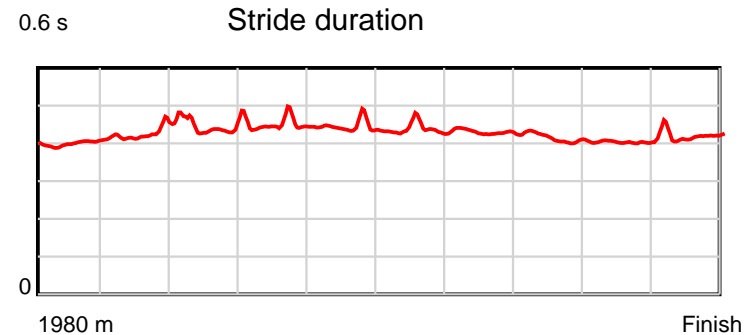
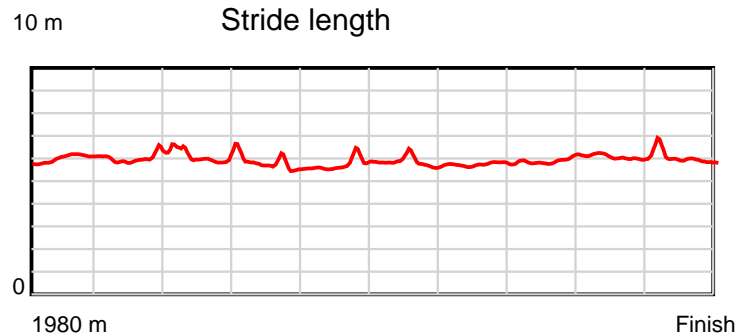
Disclaimer.

HRNZ and NZMTC and Thoroughbred Ratings Pty Ltd accepts no responsibility for the completeness or accuracy of any of the information contained herein, and makes no representations about its suitability for any particular purpose. Users should make their own judgements about those matters and/or seek independent advice. You assume all risks associated with use of the data provided on this page.

Race Results

March 22, 2019, Race 10, MCMILLAN EQUINE FEEDS MOBILE PACE, Distance 1980m, Addington - Survey 1980m

| Result | TAB no. | Horse (Barrier) | 1980 to | 1800m to | 1600m to | 1400m to | 1200m to | 1000m to | 800m to | 600m to | 400m to | 200m to | Total or | Margin |
|--------|---------|------------------------------|---------|----------|----------|----------|----------|----------|---------|---------|---------|---------|----------|--------|
| 6th | 12 | Jenora (10) | 1800m | 1600m | 1400m | 1200m | 1000m | 800m | 600m | 400m | 200m | WP | Average | |
| | | Position in running (margin) | - | 9(5.4) | 7(7.8) | 7(9.3) | 7(6.6) | 7(5.6) | 8(7.7) | 8(6.8) | 8(5.5) | 6(3.1) | | 2.00 |
| | | Sectional time (s) | 12.43 | 14.41 | 14.83 | 15.65 | 15.66 | 15.23 | 14.90 | 14.25 | 13.70 | 14.12 | | |
| | | Cumulative time (s) | 145.18 | 132.75 | 118.34 | 103.51 | 87.86 | 72.20 | 56.97 | 42.07 | 27.82 | 14.12 | 2:25.18 | |
| | | Speed (m/s) | 14.49 | 13.88 | 13.49 | 12.78 | 12.77 | 13.13 | 13.42 | 14.04 | 14.60 | 14.16 | 13.64 | |
| | | Stride length (m) | 6.03 | 5.87 | 5.97 | 5.71 | 5.65 | 5.72 | 5.76 | 5.81 | 5.91 | 5.92 | 5.83 | |
| | | Stride duration (s) | 0.399 | 0.423 | 0.443 | 0.447 | 0.443 | 0.435 | 0.429 | 0.414 | 0.405 | 0.418 | 0.428 | |
| | | Stride efficiency (%) | 56.79 | 53.79 | 55.75 | 50.91 | 49.96 | 51.09 | 51.88 | 52.70 | 54.58 | 54.77 | 53.12 | |
| | | Stride count | 29.86 | 34.09 | 33.48 | 35.04 | 35.37 | 34.98 | 34.71 | 34.44 | 33.84 | 33.78 | 339.59 | |



Note: Horizontal distance axis grid lines are 200m furlongs.

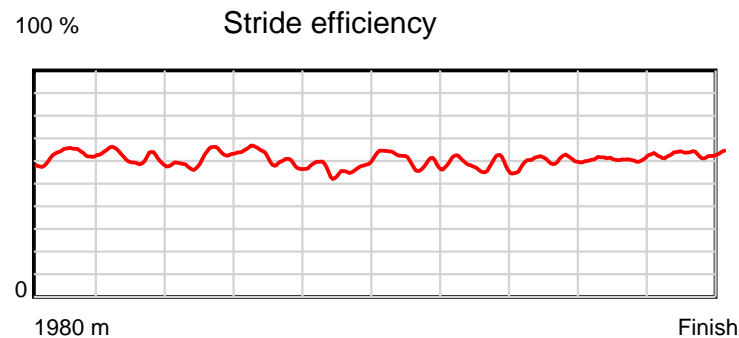
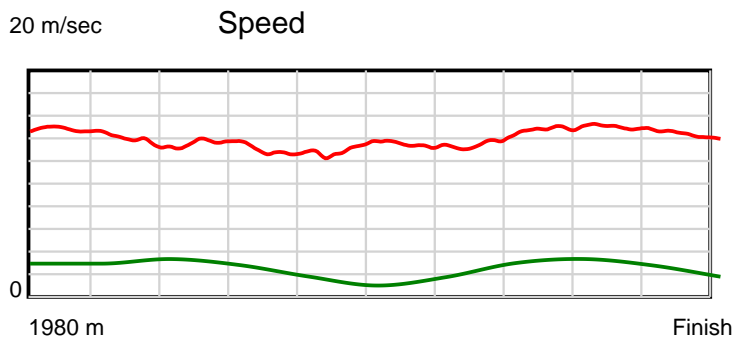
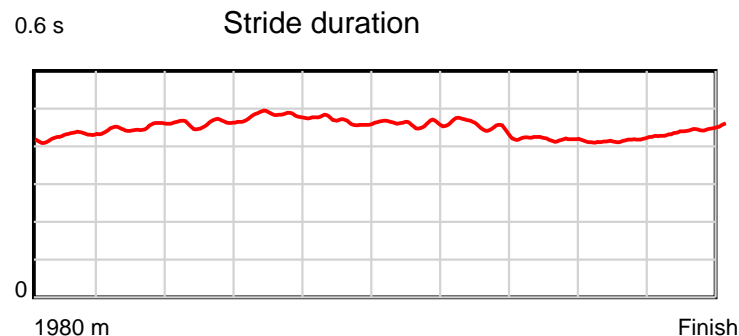
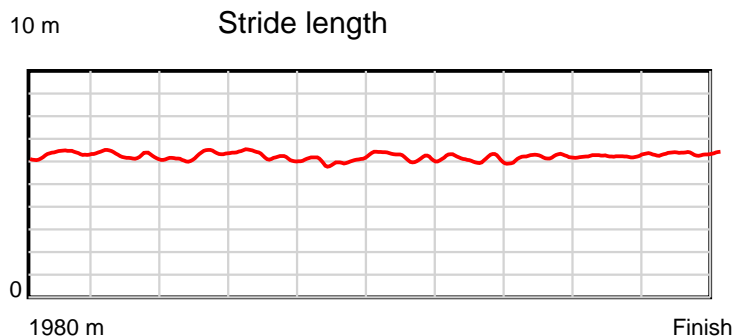
Disclaimer.

HRNZ and NZMTC and Thoroughbred Ratings Pty Ltd accepts no responsibility for the completeness or accuracy of any of the information contained herein, and makes no representations about its suitability for any particular purpose. Users should make their own judgements about those matters and/or seek independent advice. You assume all risks associated with use of the data provided on this page.

Race Results

March 22, 2019, Race 10, MCMILLAN EQUINE FEEDS MOBILE PACE, Distance 1980m, Addington - Survey 1980m

| Result | TAB no. | Horse (Barrier) | 1980 to | 1800m to | 1600m to | 1400m to | 1200m to | 1000m to | 800m to | 600m to | 400m to | 200m to | Total or | Margin |
|--------|---------|------------------------------|--------------|--------------|--------------|--------------|--------------|-------------|-------------|-------------|-------------|-----------|----------------|--------|
| 7th | 8 | Feel The Money (7) | 1800m | 1600m | 1400m | 1200m | 1000m | 800m | 600m | 400m | 200m | WP | Average | |
| | | Position in running (margin) | - | 7(4.6) | 8(9.9) | 8(11.8) | 9(8.6) | 9(8.0) | 10(10.7) | 9(8.7) | 9(5.9) | 8(4.1) | | 2.60 |
| | | Sectional time (s) | 12.32 | 14.91 | 14.89 | 15.57 | 15.73 | 15.31 | 14.73 | 14.01 | 13.80 | 14.02 | | |
| | | Cumulative time (s) | 145.29 | 132.97 | 118.06 | 103.17 | 87.60 | 71.87 | 56.56 | 41.83 | 27.82 | 14.02 | 2:25.29 | |
| | | Speed (m/s) | 14.62 | 13.41 | 13.43 | 12.85 | 12.71 | 13.06 | 13.58 | 14.28 | 14.49 | 14.27 | 13.63 | |
| | | Stride length (m) | 6.34 | 6.04 | 6.20 | 6.20 | 5.95 | 6.01 | 6.12 | 5.98 | 6.05 | 6.36 | 6.12 | |
| | | Stride duration (s) | 0.427 | 0.450 | 0.461 | 0.483 | 0.468 | 0.460 | 0.450 | 0.419 | 0.417 | 0.446 | 0.449 | |
| | | Stride efficiency (%) | 62.79 | 56.97 | 60.07 | 60.11 | 55.26 | 56.45 | 58.46 | 55.83 | 57.13 | 63.22 | 58.50 | |
| | | Stride count | 28.40 | 33.12 | 32.26 | 32.25 | 33.63 | 33.28 | 32.70 | 33.46 | 33.08 | 31.44 | 323.62 | |



Note: Horizontal distance axis grid lines are 200m furlongs.

Disclaimer.

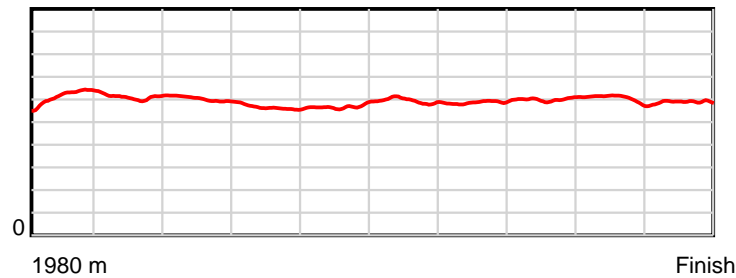
HRNZ and NZMTC and Thoroughbred Ratings Pty Ltd accepts no responsibility for the completeness or accuracy of any of the information contained herein, and makes no representations about its suitability for any particular purpose. Users should make their own judgements about those matters and/or seek independent advice. You assume all risks associated with use of the data provided on this page.

Race Results

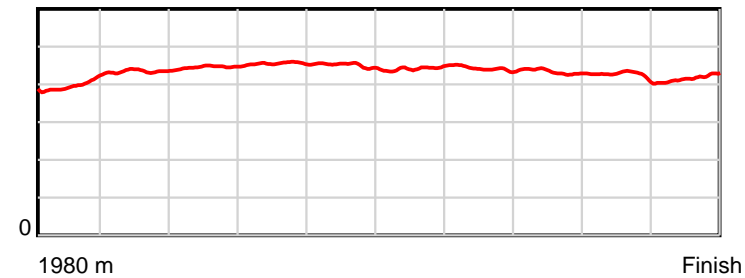
March 22, 2019, Race 10, MCMILLAN EQUINE FEEDS MOBILE PACE, Distance 1980m, Addington - Survey 1980m

| Result | TAB no. | Horse (Barrier) | 1980 to | 1800m to | 1600m to | 1400m to | 1200m to | 1000m to | 800m to | 600m to | 400m to | 200m to | Total or | Margin |
|--------|---------|------------------------------|--------------|--------------|--------------|--------------|--------------|-------------|-------------|-------------|-------------|-----------|----------------|--------|
| 8th | 2 | Nimah Franco (1) | 1800m | 1600m | 1400m | 1200m | 1000m | 800m | 600m | 400m | 200m | WP | Average | |
| | | Position in running (margin) | - | 2(1.0) | 3(2.9) | 3(4.3) | 4(4.0) | 5(3.8) | 4(3.7) | 5(3.7) | 5(3.4) | 7(3.8) | | 2.80 |
| | | Sectional time (s) | 11.79 | 14.33 | 14.81 | 16.05 | 15.79 | 14.86 | 15.06 | 14.42 | 14.16 | 14.06 | | |
| | | Cumulative time (s) | 145.33 | 133.54 | 119.21 | 104.40 | 88.35 | 72.56 | 57.70 | 42.64 | 28.22 | 14.06 | 2:25.33 | |
| | | Speed (m/s) | 15.27 | 13.96 | 13.50 | 12.46 | 12.67 | 13.46 | 13.28 | 13.87 | 14.12 | 14.22 | 13.62 | |
| | | Stride length (m) | 6.21 | 6.06 | 6.02 | 5.67 | 5.71 | 5.95 | 5.87 | 6.01 | 6.00 | 5.93 | 5.94 | |
| | | Stride duration (s) | 0.399 | 0.435 | 0.446 | 0.455 | 0.451 | 0.442 | 0.442 | 0.434 | 0.425 | 0.417 | 0.436 | |
| | | Stride efficiency (%) | 60.24 | 57.47 | 56.61 | 50.32 | 50.96 | 55.24 | 53.83 | 56.52 | 56.19 | 54.91 | 55.07 | |
| | | Stride count | 28.99 | 32.98 | 33.23 | 35.25 | 35.02 | 33.64 | 34.08 | 33.26 | 33.35 | 33.74 | 333.54 | |

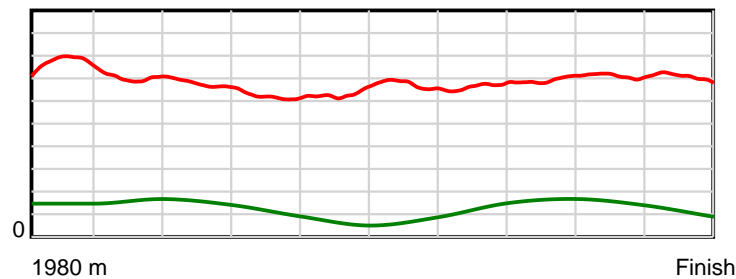
10 m Stride length



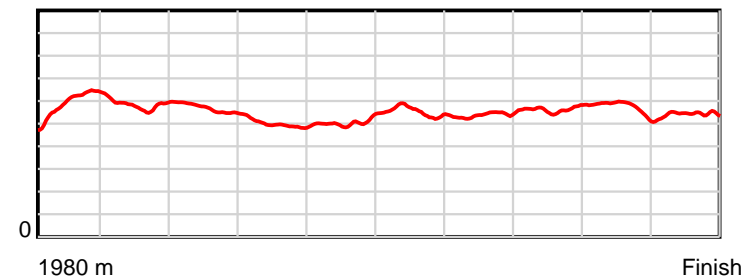
0.6 s Stride duration



20 m/sec Speed



100 % Stride efficiency



Note: Horizontal distance axis grid lines are 200m furlongs.

Disclaimer.

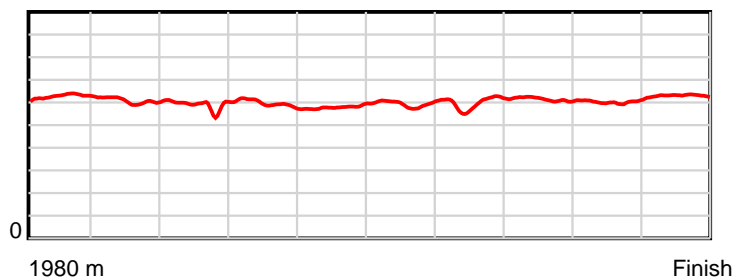
HRNZ and NZMTC and Thoroughbred Ratings Pty Ltd accepts no responsibility for the completeness or accuracy of any of the information contained herein, and makes no representations about its suitability for any particular purpose. Users should make their own judgements about those matters and/or seek independent advice. You assume all risks associated with use of the data provided on this page.

Race Results

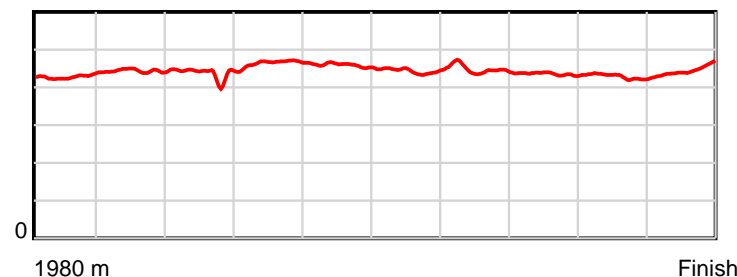
March 22, 2019, Race 10, MCMILLAN EQUINE FEEDS MOBILE PACE, Distance 1980m, Addington - Survey 1980m

| Result | TAB no. | Horse (Barrier) | 1980 to | 1800m to | 1600m to | 1400m to | 1200m to | 1000m to | 800m to | 600m to | 400m to | 200m to | Total or | Margin |
|--------|---------|------------------------------|--------------|--------------|--------------|--------------|--------------|-------------|-------------|-------------|-------------|-----------|----------------|--------|
| 9th | 11 | Sweet Loress (9) | 1800m | 1600m | 1400m | 1200m | 1000m | 800m | 600m | 400m | 200m | WP | Average | |
| | | Position in running (margin) | - | 12(7.2) | 9(10.6) | 9(12.6) | 10(10.0) | 11(10.2) | 9(10.2) | 10(10.0) | 10(8.7) | 11(9.7) | | 8.90 |
| | | Sectional time (s) | 12.72 | 14.58 | 14.92 | 15.67 | 15.85 | 14.87 | 15.03 | 14.24 | 14.28 | 14.27 | | |
| | | Cumulative time (s) | 146.43 | 133.71 | 119.13 | 104.21 | 88.54 | 72.69 | 57.82 | 42.79 | 28.55 | 14.27 | 2:26.43 | |
| | | Speed (m/s) | 14.16 | 13.72 | 13.40 | 12.76 | 12.62 | 13.45 | 13.31 | 14.04 | 14.01 | 14.02 | 13.52 | |
| | | Stride length (m) | 6.32 | 6.08 | 5.85 | 5.93 | 5.79 | 5.96 | 5.96 | 6.12 | 6.00 | 6.25 | 6.02 | |
| | | Stride duration (s) | 0.428 | 0.443 | 0.437 | 0.465 | 0.459 | 0.443 | 0.448 | 0.436 | 0.428 | 0.446 | 0.445 | |
| | | Stride efficiency (%) | 62.32 | 57.81 | 53.56 | 55.02 | 52.33 | 55.52 | 55.47 | 58.46 | 56.22 | 61.09 | 56.61 | |
| | | Stride count | 28.50 | 32.88 | 34.16 | 33.71 | 34.56 | 33.55 | 33.57 | 32.70 | 33.34 | 31.99 | 328.96 | |

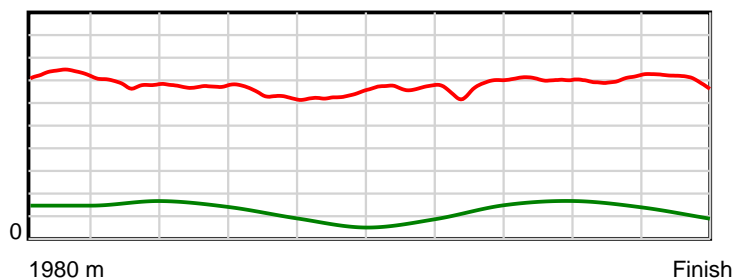
10 m Stride length



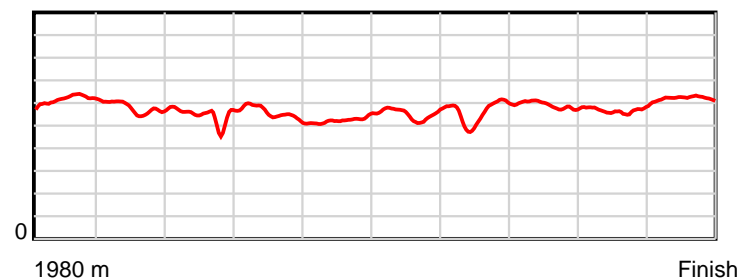
0.6 s Stride duration



20 m/sec Speed



100 % Stride efficiency



Note: Horizontal distance axis grid lines are 200m furlongs.

Disclaimer.

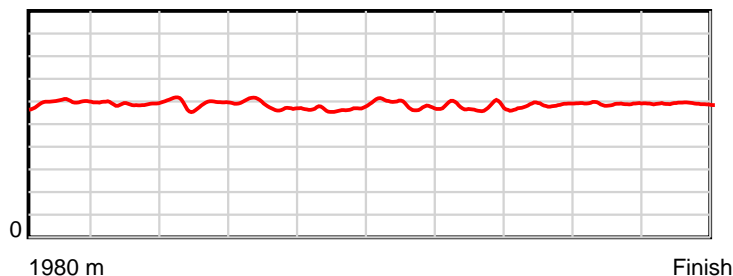
HRNZ and NZMTC and Thoroughbred Ratings Pty Ltd accepts no responsibility for the completeness or accuracy of any of the information contained herein, and makes no representations about its suitability for any particular purpose. Users should make their own judgements about those matters and/or seek independent advice. You assume all risks associated with use of the data provided on this page.

Race Results

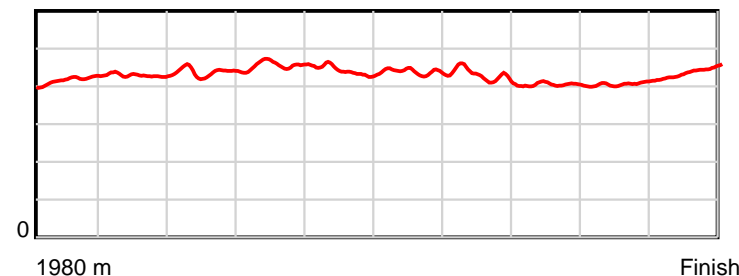
March 22, 2019, Race 10, MCMILLAN EQUINE FEEDS MOBILE PACE, Distance 1980m, Addington - Survey 1980m

| Result | TAB no. | Horse (Barrier) | 1980 to | 1800m to | 1600m to | 1400m to | 1200m to | 1000m to | 800m to | 600m to | 400m to | 200m to | Total or | Margin |
|--------|---------|------------------------------|--------------|--------------|--------------|--------------|--------------|-------------|-------------|-------------|-------------|-----------|----------------|--------|
| 10th | 5 | Classie Margar... (4) | 1800m | 1600m | 1400m | 1200m | 1000m | 800m | 600m | 400m | 200m | WP | Average | |
| | | Position in running (margin) | - | 10(6.7) | 10(11.1) | 10(13.6) | 11(10.7) | 10(9.6) | 11(11.4) | 11(10.2) | 11(8.7) | 10(7.8) | | 10.90 |
| | | Sectional time (s) | 12.69 | 14.75 | 14.98 | 15.63 | 15.65 | 15.17 | 14.85 | 14.23 | 13.96 | 14.88 | | |
| | | Cumulative time (s) | 146.79 | 134.10 | 119.35 | 104.37 | 88.74 | 73.09 | 57.92 | 43.07 | 28.84 | 14.88 | 2:26.79 | |
| | | Speed (m/s) | 14.19 | 13.56 | 13.35 | 12.80 | 12.78 | 13.18 | 13.47 | 14.05 | 14.33 | 13.44 | 13.49 | |
| | | Stride length (m) | 6.00 | 5.82 | 5.86 | 5.84 | 5.63 | 5.78 | 5.77 | 5.69 | 5.84 | 5.93 | 5.81 | |
| | | Stride duration (s) | 0.418 | 0.429 | 0.439 | 0.456 | 0.441 | 0.438 | 0.428 | 0.405 | 0.407 | 0.441 | 0.431 | |
| | | Stride efficiency (%) | 56.35 | 52.90 | 53.58 | 53.34 | 49.62 | 52.22 | 51.95 | 50.54 | 53.23 | 54.89 | 52.77 | |
| | | Stride count | 29.98 | 34.37 | 34.16 | 34.23 | 35.49 | 34.60 | 34.69 | 35.17 | 34.27 | 33.75 | 340.71 | |

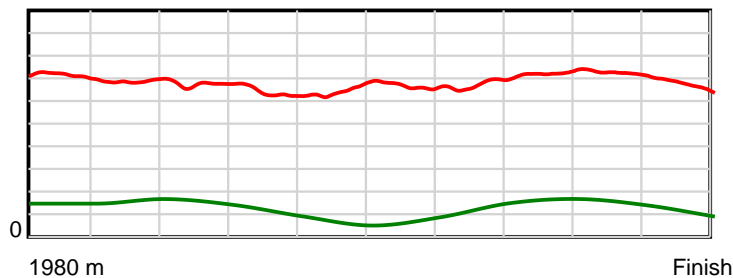
10 m Stride length



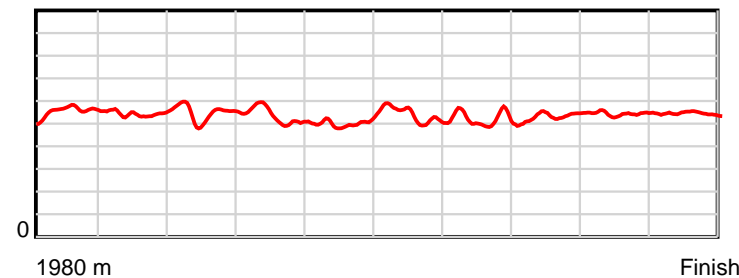
0.6 s Stride duration



20 m/sec Speed



100 % Stride efficiency



Note: Horizontal distance axis grid lines are 200m furlongs.

Disclaimer.

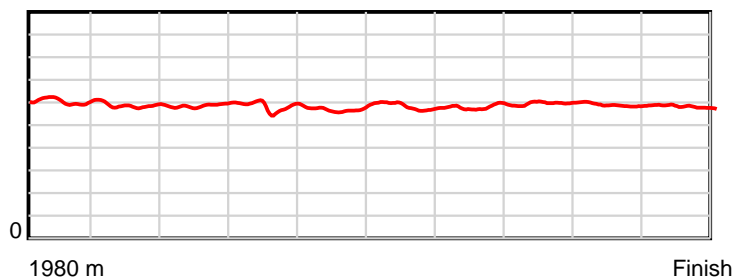
HRNZ and NZMTC and Thoroughbred Ratings Pty Ltd accepts no responsibility for the completeness or accuracy of any of the information contained herein, and makes no representations about its suitability for any particular purpose. Users should make their own judgements about those matters and/or seek independent advice. You assume all risks associated with use of the data provided on this page.

Race Results

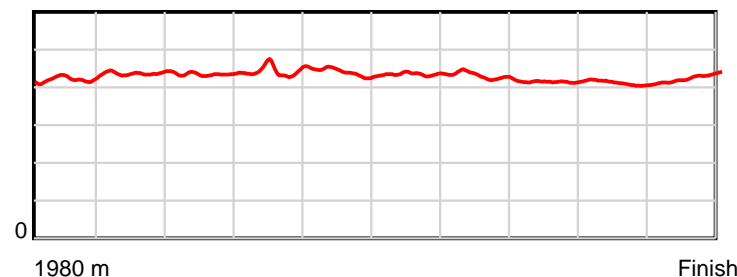
March 22, 2019, Race 10, MCMILLAN EQUINE FEEDS MOBILE PACE, Distance 1980m, Addington - Survey 1980m

| Result | TAB no. | Horse (Barrier) | 1980 to | 1800m to | 1600m to | 1400m to | 1200m to | 1000m to | 800m to | 600m to | 400m to | 200m to | Total or | Margin |
|--------|---------|------------------------------|--------------|--------------|--------------|--------------|--------------|-------------|-------------|-------------|-------------|-----------|----------------|--------|
| 11th | 9 | Just Dance (8) | 1800m | 1600m | 1400m | 1200m | 1000m | 800m | 600m | 400m | 200m | WP | Average | |
| | | Position in running (margin) | - | 11(6.9) | 12(14.4) | 12(17.2) | 12(12.7) | 12(11.6) | 12(13.5) | 12(12.1) | 12(10.1) | 12(10.7) | | 12.40 |
| | | Sectional time (s) | 12.54 | 15.27 | 15.06 | 15.34 | 15.65 | 15.18 | 14.84 | 14.14 | 14.21 | 14.83 | | |
| | | Cumulative time (s) | 147.06 | 134.52 | 119.25 | 104.19 | 88.85 | 73.20 | 58.02 | 43.18 | 29.04 | 14.83 | 2:27.06 | |
| | | Speed (m/s) | 14.36 | 13.10 | 13.28 | 13.04 | 12.78 | 13.18 | 13.48 | 14.14 | 14.07 | 13.49 | 13.46 | |
| | | Stride length (m) | 6.03 | 5.73 | 5.78 | 5.79 | 5.62 | 5.73 | 5.80 | 5.86 | 5.78 | 5.74 | 5.78 | |
| | | Stride duration (s) | 0.422 | 0.437 | 0.435 | 0.444 | 0.440 | 0.434 | 0.430 | 0.414 | 0.411 | 0.426 | 0.429 | |
| | | Stride efficiency (%) | 56.73 | 51.26 | 52.16 | 52.33 | 49.32 | 51.22 | 52.49 | 53.59 | 52.24 | 51.51 | 52.20 | |
| | | Stride count | 29.87 | 34.92 | 34.62 | 34.56 | 35.60 | 34.93 | 34.51 | 34.15 | 34.59 | 34.83 | 342.58 | |

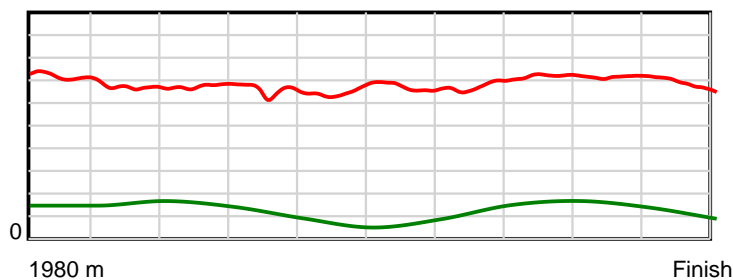
10 m Stride length



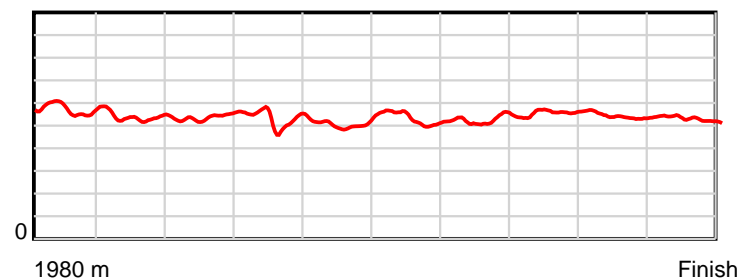
0.6 s Stride duration



20 m/sec Speed



100 % Stride efficiency



Note: Horizontal distance axis grid lines are 200m furlongs.

Disclaimer.

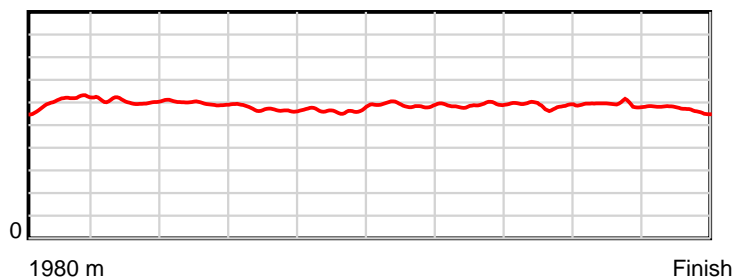
HRNZ and NZMTC and Thoroughbred Ratings Pty Ltd accepts no responsibility for the completeness or accuracy of any of the information contained herein, and makes no representations about its suitability for any particular purpose. Users should make their own judgements about those matters and/or seek independent advice. You assume all risks associated with use of the data provided on this page.

Race Results

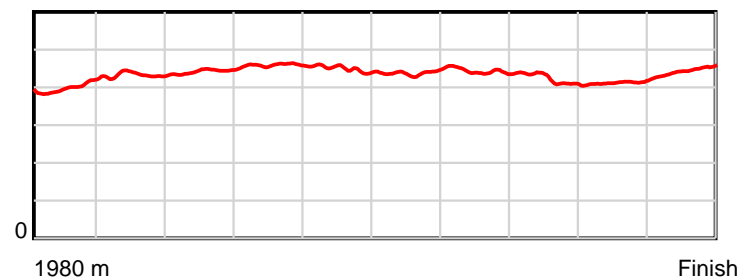
March 22, 2019, Race 10, MCMILLAN EQUINE FEEDS MOBILE PACE, Distance 1980m, Addington - Survey 1980m

| Result | TAB no. | Horse (Barrier) | 1980 to | 1800m to | 1600m to | 1400m to | 1200m to | 1000m to | 800m to | 600m to | 400m to | 200m to | Total or | Margin |
|--------|---------|------------------------------|---------|----------|----------|----------|----------|----------|---------|---------|---------|---------|----------|--------|
| 12th | 1 | Cheezeel (0) | 1800m | 1600m | 1400m | 1200m | 1000m | 800m | 600m | 400m | 200m | WP | Average | |
| | | Position in running (margin) | - | 4(2.4) | 5(4.4) | 5(6.0) | 6(5.5) | 8(5.9) | 6(5.6) | 7(5.2) | 7(5.3) | 9(5.2) | | 12.90 |
| | | Sectional time (s) | 11.92 | 14.36 | 14.84 | 16.03 | 15.89 | 14.81 | 15.00 | 14.48 | 14.10 | 15.72 | | |
| | | Cumulative time (s) | 147.15 | 135.23 | 120.87 | 106.03 | 90.00 | 74.11 | 59.30 | 44.30 | 29.82 | 15.72 | 2:27.15 | |
| | | Speed (m/s) | 15.11 | 13.93 | 13.48 | 12.48 | 12.59 | 13.50 | 13.33 | 13.81 | 14.18 | 12.72 | 13.46 | |
| | | Stride length (m) | 6.10 | 6.03 | 5.96 | 5.73 | 5.66 | 5.92 | 5.91 | 5.83 | 5.85 | 5.66 | 5.86 | |
| | | Stride duration (s) | 0.400 | 0.433 | 0.442 | 0.459 | 0.450 | 0.438 | 0.443 | 0.422 | 0.412 | 0.445 | 0.435 | |
| | | Stride efficiency (%) | 58.12 | 56.87 | 55.54 | 51.28 | 50.06 | 54.75 | 54.54 | 53.18 | 53.51 | 50.13 | 53.66 | |
| | | Stride count | 29.51 | 33.15 | 33.55 | 34.91 | 35.34 | 33.79 | 33.85 | 34.29 | 34.18 | 35.31 | 337.88 | |

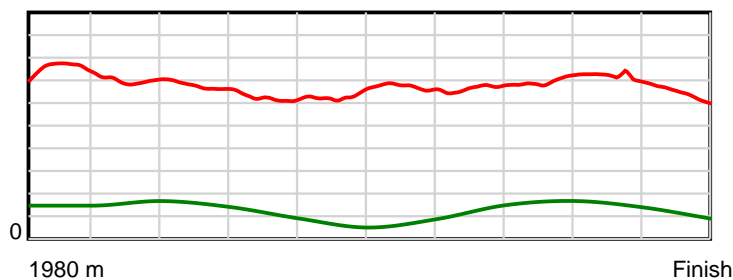
10 m Stride length



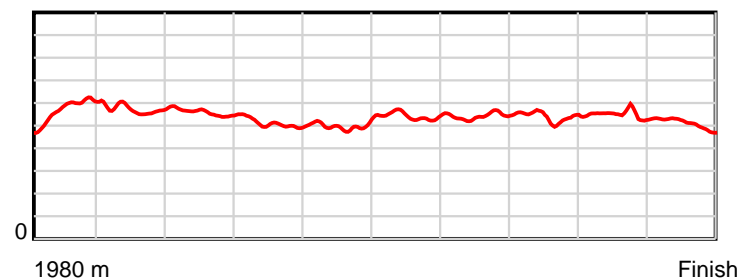
0.6 s Stride duration



20 m/sec Speed



100 % Stride efficiency



Note: Horizontal distance axis grid lines are 200m furlongs.

Disclaimer.

HRNZ and NZMTC and Thoroughbred Ratings Pty Ltd accepts no responsibility for the completeness or accuracy of any of the information contained herein, and makes no representations about its suitability for any particular purpose. Users should make their own judgements about those matters and/or seek independent advice. You assume all risks associated with use of the data provided on this page.



Race Results



March 22, 2019, Race 11, VISIT CHRISTCHURCH CASINO ON SATURDAY HANDICAP TROT, Distance 2600m, Addington - Survey 3200m

| Result | TAB no. | Horse (Barrier) | 2600 to | 2400m to |
|--------|---------|------------------------------|--------------|--------------|
| 1st | 8 | Kings Landing (7) | 2400m | 2200m |
| | | Position in running (margin) | - | 7(16.5) |
| | | Sectional time (s) | 18.25 | 15.02 |
| | | Cumulative time (s) | 199.33 | 181.08 |
| | | Speed (m/s) | 10.96 | 13.32 |
| | | Stride length (m) | 5.85 | 6.13 |
| | | Stride duration (s) | 0.457 | 0.460 |
| | | Stride efficiency (%) | 53.47 | 58.64 |
| | | Stride count | 34.19 | 32.65 |

Disclaimer.

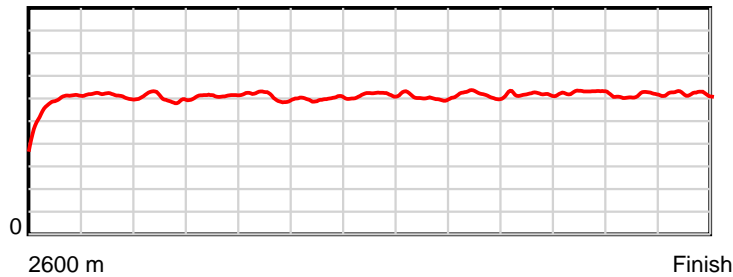
HRNZ and NZMTC and Thoroughbred Ratings Pty Ltd accepts no responsibility for the completeness or accuracy of any of the information contained herein, and makes no representations about its suitability for any particular purpose. Users should make their own judgements about those matters and/or seek independent advice. You assume all risks associated with use of the data provided on this page.

Race Results

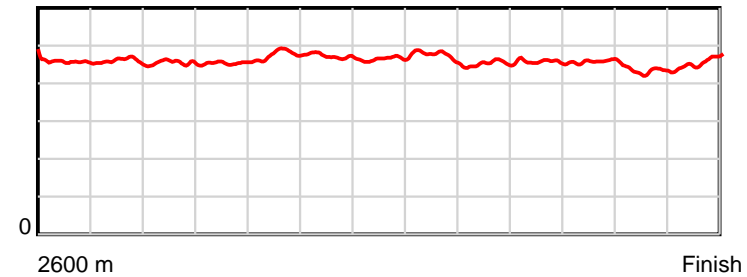
March 22, 2019, Race 11, VISIT CHRISTCHURCH CASINO ON SATURDAY HANDICAP TROT, Distance 2600m, Addington - Survey 3200m

| Result | TAB no. | Horse (Barrier) | 2200m to | 2000m to | 1800m to | 1600m to | 1400m to | 1200m to | 1000m to | 800m to | 600m to | 400m to | 200m to | Total or | Margin |
|--------|---------|------------------------------|--------------|--------------|--------------|--------------|--------------|--------------|-------------|-------------|-------------|-------------|-----------|----------------|--------|
| 1st | 8 | Kings Landing (7) | 2000m | 1800m | 1600m | 1400m | 1200m | 1000m | 800m | 600m | 400m | 200m | WP | Average | |
| | | Position in running (margin) | 7(24.3) | 7(23.7) | 7(17.0) | 7(13.0) | 7(9.9) | 6(6.4) | 5(2.3) | 4(3.6) | 4(2.8) | 3(2.8) | 1(0.0) | | 0.00 |
| | | Sectional time (s) | 14.98 | 14.82 | 15.74 | 16.06 | 15.05 | 15.85 | 14.67 | 14.77 | 14.80 | 14.45 | 14.87 | | |
| | | Cumulative time (s) | 166.06 | 151.08 | 136.26 | 120.52 | 104.46 | 89.41 | 73.56 | 58.89 | 44.12 | 29.32 | 14.87 | 3:19.33 | |
| | | Speed (m/s) | 13.35 | 13.50 | 12.71 | 12.45 | 13.29 | 12.62 | 13.63 | 13.54 | 13.51 | 13.84 | 13.45 | 13.04 | |
| | | Stride length (m) | 6.07 | 6.12 | 6.04 | 5.88 | 6.18 | 5.99 | 6.16 | 6.21 | 6.19 | 5.99 | 6.17 | 6.07 | |
| | | Stride duration (s) | 0.455 | 0.453 | 0.475 | 0.472 | 0.465 | 0.474 | 0.452 | 0.458 | 0.458 | 0.433 | 0.459 | 0.466 | |
| | | Stride efficiency (%) | 57.58 | 58.48 | 56.99 | 54.04 | 59.61 | 56.04 | 59.22 | 60.19 | 59.87 | 56.16 | 59.51 | 57.62 | |
| | | Stride count | 32.95 | 32.69 | 33.12 | 34.01 | 32.38 | 33.40 | 32.49 | 32.22 | 32.31 | 33.36 | 32.41 | 428.18 | |

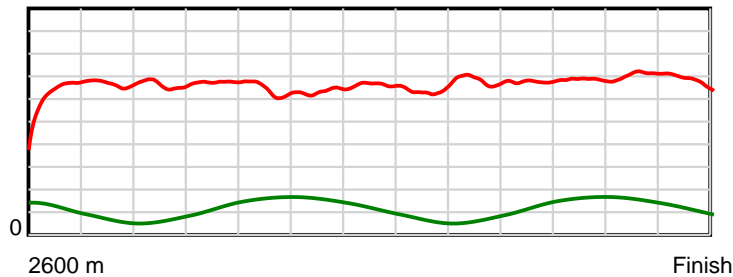
10 m Stride length



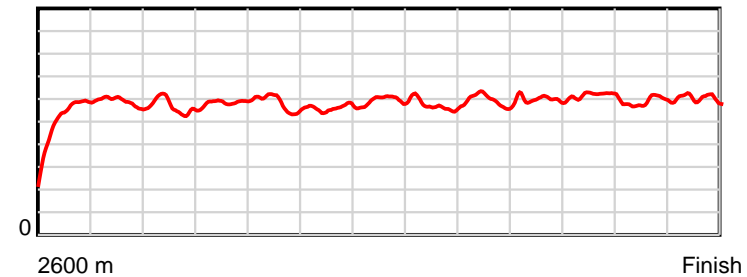
0.6 s Stride duration



20 m/sec Speed



100 % Stride efficiency



Note: Horizontal distance axis grid lines are 200m furlongs.

Disclaimer.

HRNZ and NZMTC and Thoroughbred Ratings Pty Ltd accepts no responsibility for the completeness or accuracy of any of the information contained herein, and makes no representations about its suitability for any particular purpose. Users should make their own judgements about those matters and/or seek independent advice. You assume all risks associated with use of the data provided on this page.



Race Results



March 22, 2019, Race 11, VISIT CHRISTCHURCH CASINO ON SATURDAY HANDICAP TROT, Distance 2600m, Addington - Survey 3200m

| Result | TAB no. | Horse (Barrier) | 2600 to | 2400m to |
|--------|---------|------------------------------|---------|----------|
| 2nd | 10 | Missandei (2) | 2400m | 2200m |
| | | Position in running (margin) | - | 9(23.6) |
| | | Sectional time (s) | 19.58 | 15.31 |
| | | Cumulative time (s) | 200.01 | 180.43 |
| | | Speed (m/s) | 10.21 | 13.06 |
| | | Stride length (m) | 5.48 | 5.70 |
| | | Stride duration (s) | 0.432 | 0.436 |
| | | Stride efficiency (%) | 47.01 | 50.68 |
| | | Stride count | 36.47 | 35.12 |

Disclaimer.

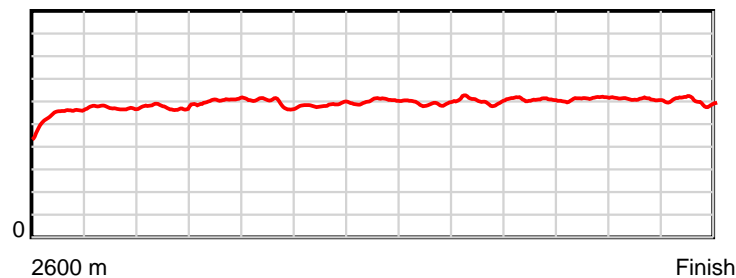
HRNZ and NZMTC and Thoroughbred Ratings Pty Ltd accepts no responsibility for the completeness or accuracy of any of the information contained herein, and makes no representations about its suitability for any particular purpose. Users should make their own judgements about those matters and/or seek independent advice. You assume all risks associated with use of the data provided on this page.

Race Results

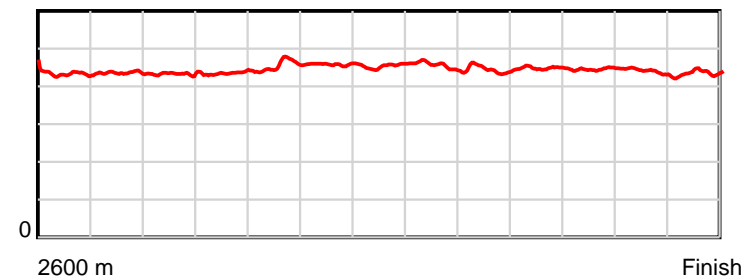
March 22, 2019, Race 11, VISIT CHRISTCHURCH CASINO ON SATURDAY HANDICAP TROT, Distance 2600m, Addington - Survey 3200m

| Result | TAB no. | Horse (Barrier) | 2200m to | 2000m to | 1800m to | 1600m to | 1400m to | 1200m to | 1000m to | 800m to | 600m to | 400m to | 200m to | Total or | Margin |
|--------|---------|------------------------------|----------|----------|----------|----------|----------|----------|----------|---------|---------|---------|---------|----------|--------|
| 2nd | 10 | Missandei (2) | 2000m | 1800m | 1600m | 1400m | 1200m | 1000m | 800m | 600m | 400m | 200m | WP | Average | |
| | | Position in running (margin) | 9(33.2) | 9(32.2) | 9(23.0) | 9(17.6) | 9(14.1) | 9(10.6) | 7(5.3) | 7(7.7) | 7(6.9) | 6(6.8) | 7(5.6) | | 3.70 |
| | | Sectional time (s) | 14.92 | 14.40 | 15.51 | 15.98 | 15.06 | 15.63 | 14.88 | 14.76 | 14.79 | 14.70 | 14.49 | | |
| | | Cumulative time (s) | 165.12 | 150.20 | 135.80 | 120.29 | 104.31 | 89.25 | 73.62 | 58.74 | 43.98 | 29.19 | 14.49 | 3:20.01 | |
| | | Speed (m/s) | 13.40 | 13.89 | 12.89 | 12.52 | 13.28 | 12.80 | 13.44 | 13.55 | 13.52 | 13.61 | 13.80 | 13.00 | |
| | | Stride length (m) | 5.79 | 6.03 | 5.86 | 5.73 | 6.03 | 5.83 | 5.97 | 6.07 | 6.02 | 5.96 | 6.03 | 5.88 | |
| | | Stride duration (s) | 0.432 | 0.434 | 0.454 | 0.458 | 0.454 | 0.455 | 0.445 | 0.448 | 0.445 | 0.438 | 0.437 | 0.452 | |
| | | Stride efficiency (%) | 52.47 | 56.76 | 53.66 | 51.38 | 56.75 | 53.03 | 55.79 | 57.63 | 56.68 | 55.44 | 56.84 | 54.03 | |
| | | Stride count | 34.52 | 33.19 | 34.13 | 34.88 | 33.19 | 34.33 | 33.47 | 32.93 | 33.21 | 33.58 | 33.16 | 442.18 | |

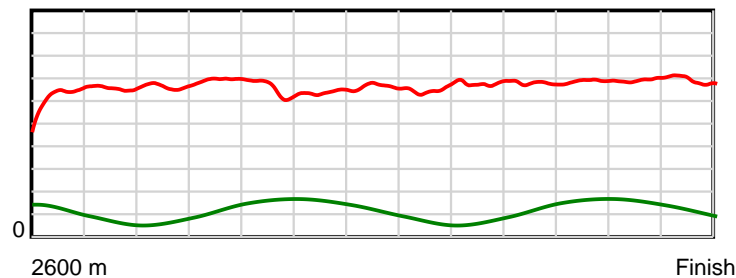
10 m Stride length



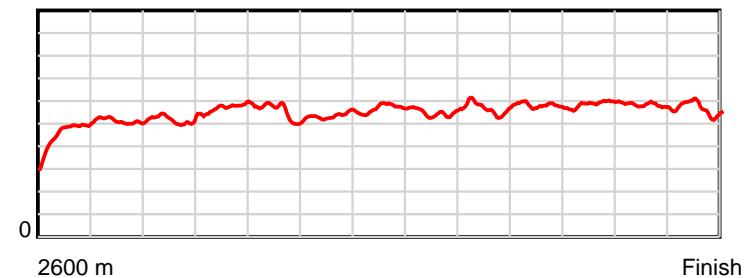
0.6 s Stride duration



20 m/sec Speed



100 % Stride efficiency



Note: Horizontal distance axis grid lines are 200m furlongs.

Disclaimer.

HRNZ and NZMTC and Thoroughbred Ratings Pty Ltd accepts no responsibility for the completeness or accuracy of any of the information contained herein, and makes no representations about its suitability for any particular purpose. Users should make their own judgements about those matters and/or seek independent advice. You assume all risks associated with use of the data provided on this page.



Race Results



March 22, 2019, Race 11, VISIT CHRISTCHURCH CASINO ON SATURDAY HANDICAP TROT, Distance 2600m, Addington - Survey 3200m

| Result | TAB no. | Horse (Barrier) | 2600 to | 2400m to |
|--------|---------|------------------------------|---------|----------|
| 3rd | 3 | Izmok (10) | 2400m | 2200m |
| | | Position in running (margin) | - | 3(2.4) |
| | | Sectional time (s) | 15.83 | 14.58 |
| | | Cumulative time (s) | 200.15 | 184.32 |
| | | Speed (m/s) | 12.63 | 13.72 |
| | | Stride length (m) | 5.58 | 6.03 |
| | | Stride duration (s) | 0.443 | 0.439 |
| | | Stride efficiency (%) | 48.63 | 56.73 |
| | | Stride count | 35.85 | 33.19 |

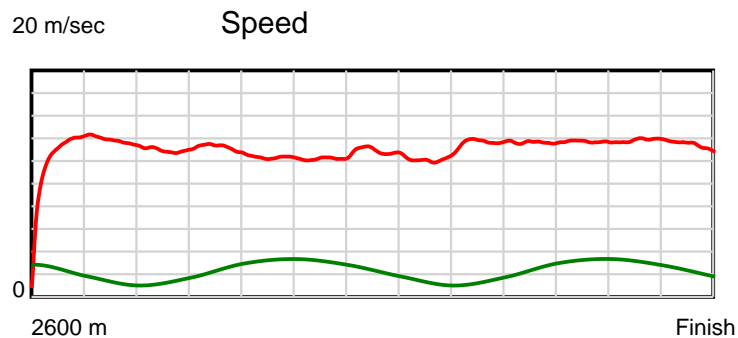
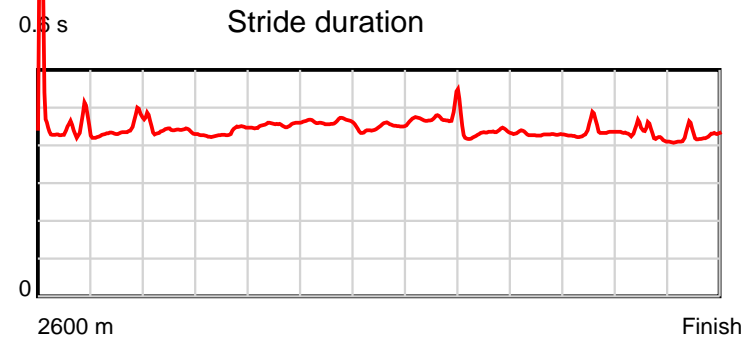
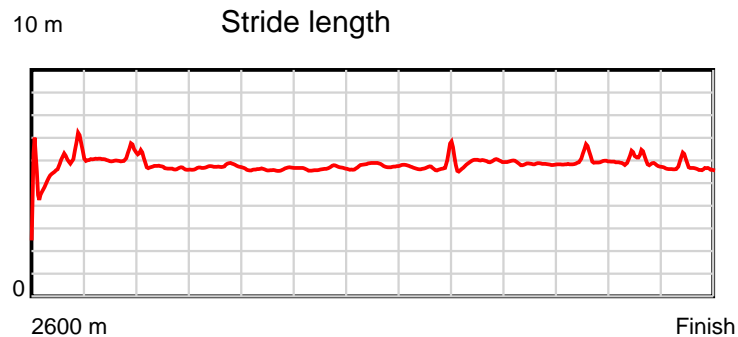
Disclaimer.

HRNZ and NZMTC and Thoroughbred Ratings Pty Ltd accepts no responsibility for the completeness or accuracy of any of the information contained herein, and makes no representations about its suitability for any particular purpose. Users should make their own judgements about those matters and/or seek independent advice. You assume all risks associated with use of the data provided on this page.

Race Results

March 22, 2019, Race 11, VISIT CHRISTCHURCH CASINO ON SATURDAY HANDICAP TROT, Distance 2600m, Addington - Survey 3200m

| Result | TAB no. | Horse (Barrier) | 2200m to | 2000m to | 1800m to | 1600m to | 1400m to | 1200m to | 1000m to | 800m to | 600m to | 400m to | 200m to | Total or | Margin |
|--------|---------|------------------------------|----------|----------|----------|----------|----------|----------|----------|---------|---------|---------|---------|----------|--------|
| 3rd | 3 | Izmok (10) | 2000m | 1800m | 1600m | 1400m | 1200m | 1000m | 800m | 600m | 400m | 200m | WP | Average | |
| | | Position in running (margin) | 3(7.5) | 3(9.1) | 3(4.3) | 3(4.1) | 3(3.8) | 3(3.6) | 6(4.1) | 5(5.7) | 5(5.0) | 5(5.0) | 4(3.7) | | 4.60 |
| | | Sectional time (s) | 15.34 | 15.13 | 16.38 | 16.53 | 15.60 | 16.60 | 14.74 | 14.78 | 14.81 | 14.69 | 15.14 | | |
| | | Cumulative time (s) | 169.74 | 154.40 | 139.27 | 122.89 | 106.36 | 90.76 | 74.16 | 59.42 | 44.64 | 29.83 | 15.14 | 3:20.15 | |
| | | Speed (m/s) | 13.04 | 13.22 | 12.21 | 12.10 | 12.82 | 12.05 | 13.57 | 13.53 | 13.50 | 13.61 | 13.21 | 12.99 | |
| | | Stride length (m) | 5.76 | 5.73 | 5.55 | 5.60 | 5.74 | 5.73 | 5.85 | 5.82 | 5.88 | 5.80 | 5.61 | 5.74 | |
| | | Stride duration (s) | 0.442 | 0.433 | 0.454 | 0.463 | 0.448 | 0.476 | 0.431 | 0.430 | 0.435 | 0.426 | 0.424 | 0.442 | |
| | | Stride efficiency (%) | 51.83 | 51.26 | 48.10 | 49.02 | 51.45 | 51.37 | 53.52 | 52.91 | 53.99 | 52.53 | 49.11 | 51.49 | |
| | | Stride count | 34.73 | 34.92 | 36.05 | 35.71 | 34.86 | 34.88 | 34.18 | 34.37 | 34.03 | 34.50 | 35.68 | 452.95 | |



Note: Horizontal distance axis grid lines are 200m furlongs.

Disclaimer.

HRNZ and NZMTC and Thoroughbred Ratings Pty Ltd accepts no responsibility for the completeness or accuracy of any of the information contained herein, and makes no representations about its suitability for any particular purpose. Users should make their own judgements about those matters and/or seek independent advice. You assume all risks associated with use of the data provided on this page.



Race Results



March 22, 2019, Race 11, VISIT CHRISTCHURCH CASINO ON SATURDAY HANDICAP TROT, Distance 2600m, Addington - Survey 3200m

| Result | TAB no. | Horse (Barrier) | 2600 to 2400m | 2400m to 2200m |
|--------|---------|------------------------------|------------------|-------------------|
| 4th | 9 | Quevert (4) | | |
| | | Position in running (margin) | - | 8(18.5) |
| | | Sectional time (s) | 18.66 | 15.07 |
| | | Cumulative time (s) | 200.20 | 181.54 |
| | | Speed (m/s) | 10.72 | 13.27 |
| | | Stride length (m) | 6.11 | 6.33 |
| | | Stride duration (s) | 0.460 | 0.477 |
| | | Stride efficiency (%) | 58.43 | 62.59 |
| | | Stride count | 32.71 | 31.60 |

Disclaimer.

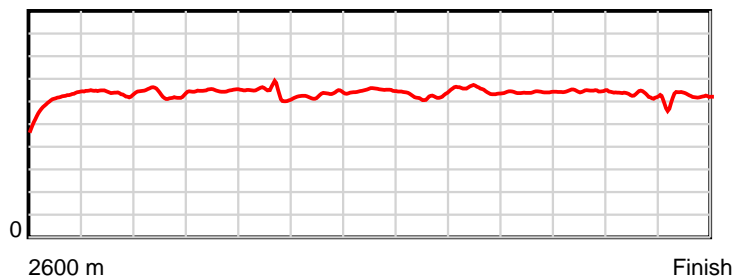
HRNZ and NZMTC and Thoroughbred Ratings Pty Ltd accepts no responsibility for the completeness or accuracy of any of the information contained herein, and makes no representations about its suitability for any particular purpose. Users should make their own judgements about those matters and/or seek independent advice. You assume all risks associated with use of the data provided on this page.

Race Results

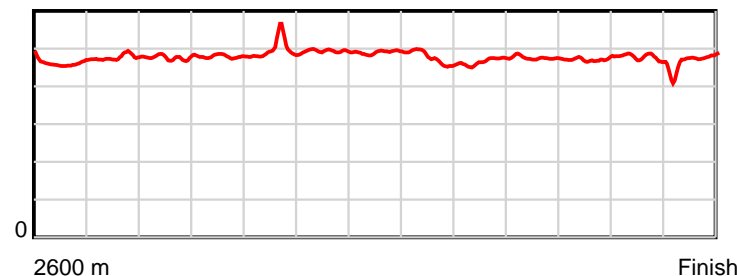
March 22, 2019, Race 11, VISIT CHRISTCHURCH CASINO ON SATURDAY HANDICAP TROT, Distance 2600m, Addington - Survey 3200m

| Result | TAB no. | Horse (Barrier) | 2200m to | 2000m to | 1800m to | 1600m to | 1400m to | 1200m to | 1000m to | 800m to | 600m to | 400m to | 200m to | Total or | Margin |
|--------|---------|------------------------------|--------------|--------------|--------------|--------------|--------------|--------------|-------------|-------------|-------------|-------------|-----------|----------------|--------|
| 4th | 9 | Quevert (4) | 2000m | 1800m | 1600m | 1400m | 1200m | 1000m | 800m | 600m | 400m | 200m | WP | Average | |
| | | Position in running (margin) | 8(26.6) | 8(25.6) | 8(19.0) | 8(15.4) | 8(11.7) | 8(8.2) | 3(1.6) | 2(1.7) | 2(1.0) | 2(1.2) | 3(3.0) | | 4.80 |
| | | Sectional time (s) | 14.92 | 14.84 | 15.81 | 15.95 | 15.06 | 15.41 | 14.48 | 14.78 | 14.83 | 15.21 | 15.18 | | |
| | | Cumulative time (s) | 166.47 | 151.55 | 136.71 | 120.90 | 104.95 | 89.89 | 74.48 | 60.00 | 45.22 | 30.39 | 15.18 | 3:20.20 | |
| | | Speed (m/s) | 13.40 | 13.48 | 12.65 | 12.54 | 13.28 | 12.98 | 13.81 | 13.53 | 13.49 | 13.15 | 13.18 | 12.99 | |
| | | Stride length (m) | 6.38 | 6.46 | 6.26 | 6.19 | 6.51 | 6.15 | 6.44 | 6.43 | 6.36 | 6.22 | 6.19 | 6.31 | |
| | | Stride duration (s) | 0.476 | 0.479 | 0.495 | 0.494 | 0.490 | 0.474 | 0.466 | 0.475 | 0.472 | 0.473 | 0.469 | 0.486 | |
| | | Stride efficiency (%) | 63.68 | 65.13 | 61.28 | 59.90 | 66.25 | 59.11 | 64.80 | 64.63 | 63.22 | 60.41 | 59.80 | 62.17 | |
| | | Stride count | 31.33 | 30.98 | 31.94 | 32.30 | 30.72 | 32.52 | 31.06 | 31.10 | 31.44 | 32.17 | 32.33 | 412.20 | |

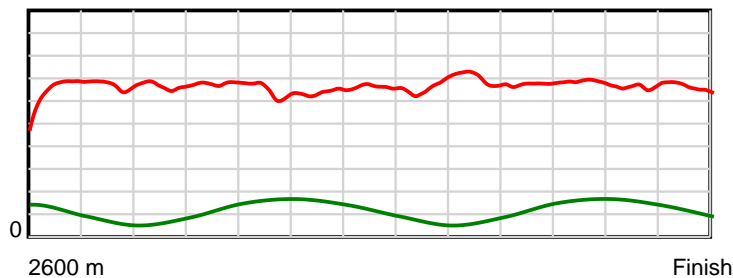
10 m Stride length



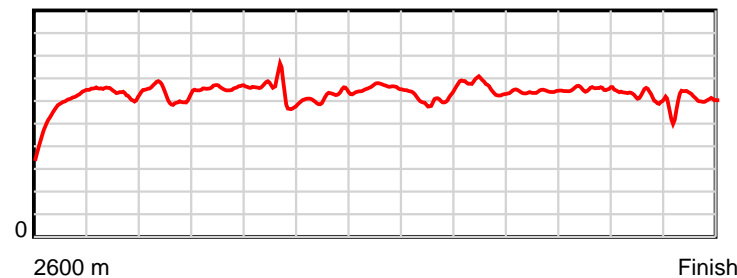
0.6 s Stride duration



20 m/sec Speed



100 % Stride efficiency



Note: Horizontal distance axis grid lines are 200m furlongs.

Disclaimer.

HRNZ and NZMTC and Thoroughbred Ratings Pty Ltd accepts no responsibility for the completeness or accuracy of any of the information contained herein, and makes no representations about its suitability for any particular purpose. Users should make their own judgements about those matters and/or seek independent advice. You assume all risks associated with use of the data provided on this page.



Race Results



March 22, 2019, Race 11, VISIT CHRISTCHURCH CASINO ON SATURDAY HANDICAP TROT, Distance 2600m, Addington - Survey 3200m

| Result | TAB no. | Horse (Barrier) | 2600 to | 2400m to |
|--------|---------|------------------------------|--------------|--------------|
| 5th | 7 | Splash Cola (0) | 2400m | 2200m |
| | | Position in running (margin) | - | 5(13.6) |
| | | Sectional time (s) | 17.86 | 15.01 |
| | | Cumulative time (s) | 200.27 | 182.41 |
| | | Speed (m/s) | 11.20 | 13.32 |
| | | Stride length (m) | 5.78 | 6.21 |
| | | Stride duration (s) | 0.462 | 0.466 |
| | | Stride efficiency (%) | 52.30 | 60.32 |
| | | Stride count | 34.57 | 32.19 |

Disclaimer.

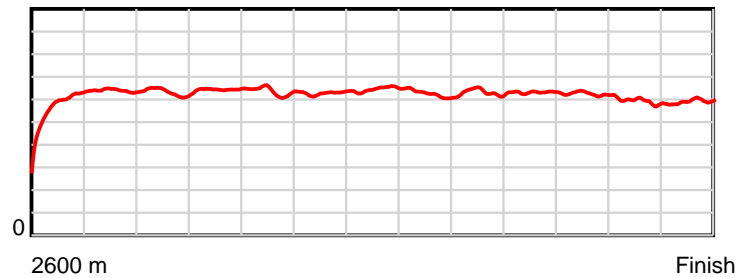
HRNZ and NZMTC and Thoroughbred Ratings Pty Ltd accepts no responsibility for the completeness or accuracy of any of the information contained herein, and makes no representations about its suitability for any particular purpose. Users should make their own judgements about those matters and/or seek independent advice. You assume all risks associated with use of the data provided on this page.

Race Results

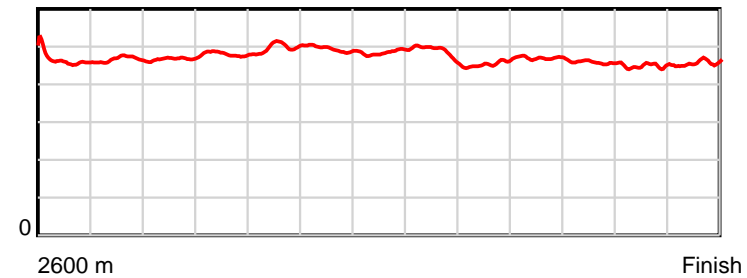
March 22, 2019, Race 11, VISIT CHRISTCHURCH CASINO ON SATURDAY HANDICAP TROT, Distance 2600m, Addington - Survey 3200m

| Result | TAB no. | Horse (Barrier) | 2200m to | 2000m to | 1800m to | 1600m to | 1400m to | 1200m to | 1000m to | 800m to | 600m to | 400m to | 200m to | Total or | Margin |
|--------|---------|------------------------------|--------------|--------------|--------------|--------------|--------------|--------------|-------------|-------------|-------------|-------------|-----------|----------------|--------|
| 5th | 7 | Splash Cola (0) | 2000m | 1800m | 1600m | 1400m | 1200m | 1000m | 800m | 600m | 400m | 200m | WP | Average | |
| | | Position in running (margin) | 6(21.3) | 6(19.4) | 6(13.6) | 6(10.6) | 5(7.8) | 4(4.6) | 2(0.5) | 1(0.0) | 1(0.0) | 1(0.0) | 2(2.1) | | 5.20 |
| | | Sectional time (s) | 14.77 | 14.97 | 15.90 | 16.11 | 15.11 | 15.84 | 14.38 | 14.89 | 14.81 | 15.26 | 15.36 | | |
| | | Cumulative time (s) | 167.40 | 152.63 | 137.66 | 121.76 | 105.65 | 90.54 | 74.70 | 60.32 | 45.43 | 30.62 | 15.36 | 3:20.27 | |
| | | Speed (m/s) | 13.54 | 13.36 | 12.58 | 12.41 | 13.24 | 12.63 | 13.91 | 13.43 | 13.50 | 13.11 | 13.02 | 12.98 | |
| | | Stride length (m) | 6.33 | 6.42 | 6.26 | 6.13 | 6.42 | 6.12 | 6.34 | 6.30 | 6.19 | 5.87 | 5.95 | 6.17 | |
| | | Stride duration (s) | 0.467 | 0.480 | 0.498 | 0.494 | 0.485 | 0.485 | 0.456 | 0.469 | 0.458 | 0.448 | 0.457 | 0.475 | |
| | | Stride efficiency (%) | 62.55 | 64.34 | 61.16 | 58.69 | 64.35 | 58.62 | 62.78 | 62.11 | 59.86 | 53.82 | 55.34 | 59.53 | |
| | | Stride count | 31.61 | 31.17 | 31.97 | 32.63 | 31.17 | 32.65 | 31.55 | 31.72 | 32.31 | 34.08 | 33.61 | 421.23 | |

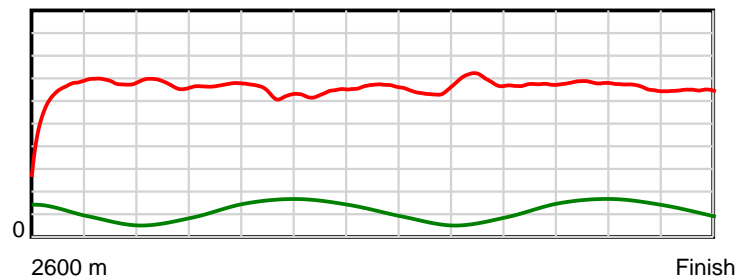
10 m Stride length



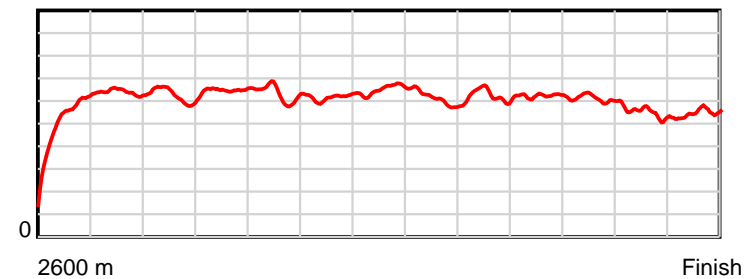
0.6 s Stride duration



20 m/sec Speed



100 % Stride efficiency



Note: Horizontal distance axis grid lines are 200m furlongs.

Disclaimer.

HRNZ and NZMTC and Thoroughbred Ratings Pty Ltd accepts no responsibility for the completeness or accuracy of any of the information contained herein, and makes no representations about its suitability for any particular purpose. Users should make their own judgements about those matters and/or seek independent advice. You assume all risks associated with use of the data provided on this page.



Race Results



March 22, 2019, Race 11, VISIT CHRISTCHURCH CASINO ON SATURDAY HANDICAP TROT, Distance 2600m, Addington - Survey 3200m

| Result | TAB no. | Horse (Barrier) | 2600 to | 2400m to |
|--------|---------|------------------------------|---------|----------|
| 6th | 11 | Ronald J (5) | 2400m | 2200m |
| | | Position in running (margin) | - | 10(29.0) |
| | | Sectional time (s) | 20.36 | 14.90 |
| | | Cumulative time (s) | 200.43 | 180.07 |
| | | Speed (m/s) | 9.82 | 13.42 |
| | | Stride length (m) | 6.26 | 6.44 |
| | | Stride duration (s) | 0.480 | 0.480 |
| | | Stride efficiency (%) | 61.22 | 64.87 |
| | | Stride count | 31.95 | 31.04 |

Disclaimer.

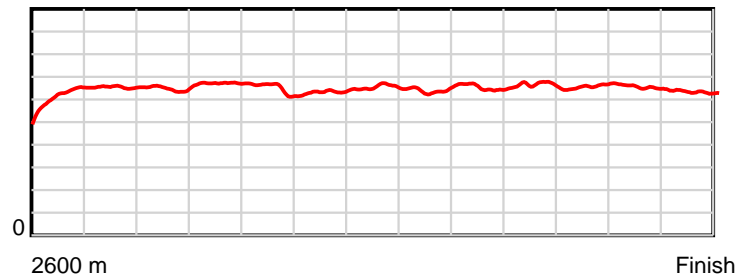
HRNZ and NZMTC and Thoroughbred Ratings Pty Ltd accepts no responsibility for the completeness or accuracy of any of the information contained herein, and makes no representations about its suitability for any particular purpose. Users should make their own judgements about those matters and/or seek independent advice. You assume all risks associated with use of the data provided on this page.

Race Results

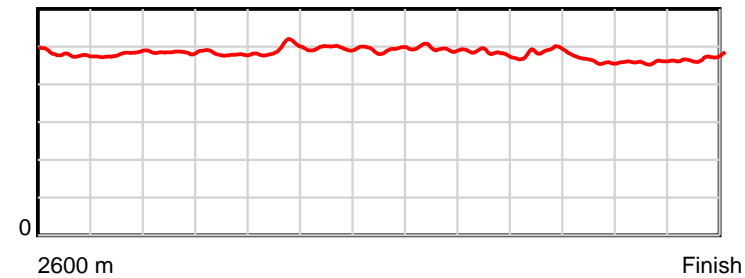
March 22, 2019, Race 11, VISIT CHRISTCHURCH CASINO ON SATURDAY HANDICAP TROT, Distance 2600m, Addington - Survey 3200m

| Result | TAB no. | Horse (Barrier) | 2200m to | 2000m to | 1800m to | 1600m to | 1400m to | 1200m to | 1000m to | 800m to | 600m to | 400m to | 200m to | Total or | Margin |
|--------|---------|------------------------------|----------|----------|----------|----------|----------|----------|----------|---------|---------|---------|---------|----------|--------|
| 6th | 11 | Ronald J (5) | 2000m | 1800m | 1600m | 1400m | 1200m | 1000m | 800m | 600m | 400m | 200m | WP | Average | |
| | | Position in running (margin) | 10(36.0) | 10(35.1) | 10(25.6) | 10(19.5) | 10(15.9) | 10(12.5) | 9(7.6) | 8(10.0) | 9(8.9) | 7(6.9) | 5(5.2) | | 6.10 |
| | | Sectional time (s) | 14.92 | 14.36 | 15.39 | 15.98 | 15.06 | 15.71 | 14.88 | 14.71 | 14.48 | 14.62 | 15.06 | | |
| | | Cumulative time (s) | 165.17 | 150.25 | 135.89 | 120.50 | 104.52 | 89.46 | 73.75 | 58.87 | 44.16 | 29.68 | 15.06 | 3:20.43 | |
| | | Speed (m/s) | 13.40 | 13.93 | 13.00 | 12.52 | 13.28 | 12.73 | 13.44 | 13.60 | 13.81 | 13.68 | 13.28 | 12.97 | |
| | | Stride length (m) | 6.50 | 6.70 | 6.43 | 6.20 | 6.55 | 6.30 | 6.49 | 6.62 | 6.38 | 6.29 | 6.24 | 6.41 | |
| | | Stride duration (s) | 0.485 | 0.481 | 0.495 | 0.495 | 0.493 | 0.495 | 0.483 | 0.487 | 0.462 | 0.460 | 0.470 | 0.494 | |
| | | Stride efficiency (%) | 65.96 | 70.05 | 64.54 | 60.10 | 67.02 | 62.06 | 65.79 | 68.41 | 63.70 | 61.78 | 60.86 | 64.23 | |
| | | Stride count | 30.78 | 29.87 | 31.12 | 32.25 | 30.54 | 31.74 | 30.82 | 30.23 | 31.33 | 31.81 | 32.05 | 405.53 | |

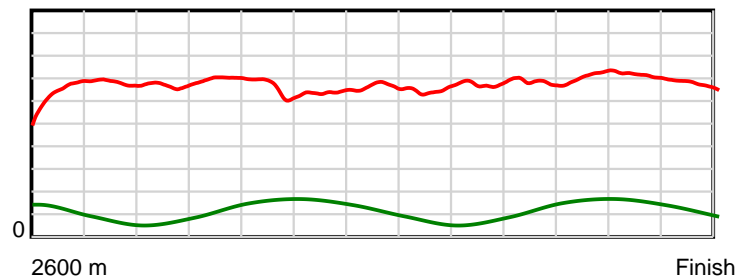
10 m Stride length



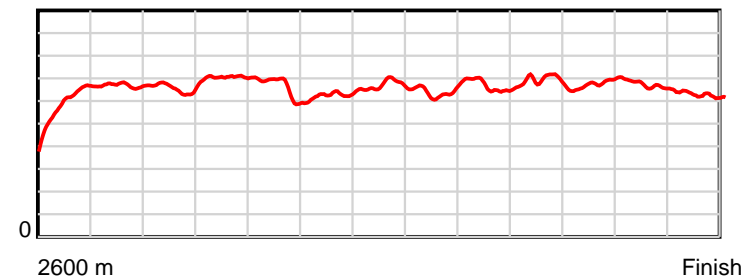
0.6 s Stride duration



20 m/sec Speed



100 % Stride efficiency



Note: Horizontal distance axis grid lines are 200m furlongs.

Disclaimer.

HRNZ and NZMTC and Thoroughbred Ratings Pty Ltd accepts no responsibility for the completeness or accuracy of any of the information contained herein, and makes no representations about its suitability for any particular purpose. Users should make their own judgements about those matters and/or seek independent advice. You assume all risks associated with use of the data provided on this page.



Race Results



March 22, 2019, Race 11, VISIT CHRISTCHURCH CASINO ON SATURDAY HANDICAP TROT, Distance 2600m, Addington - Survey 3200m

| Result | TAB no. | Horse (Barrier) | 2600 to | 2400m to |
|--------|---------|------------------------------|---------|----------|
| 7th | 1 | Mr Fahrenheit (3) | 2400m | 2200m |
| | | Position in running (margin) | - | 1(0.0) |
| | | Sectional time (s) | 15.55 | 14.15 |
| | | Cumulative time (s) | 201.14 | 185.59 |
| | | Speed (m/s) | 12.86 | 14.13 |
| | | Stride length (m) | 5.34 | 6.03 |
| | | Stride duration (s) | 0.414 | 0.426 |
| | | Stride efficiency (%) | 44.58 | 56.78 |
| | | Stride count | 37.44 | 33.18 |

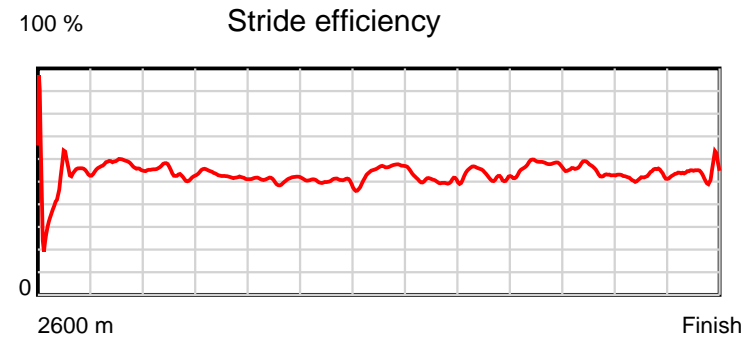
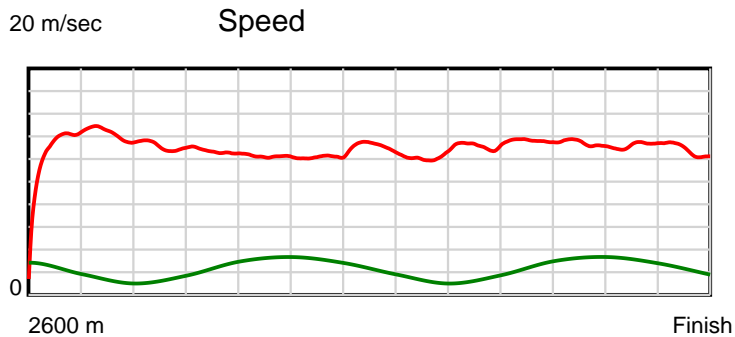
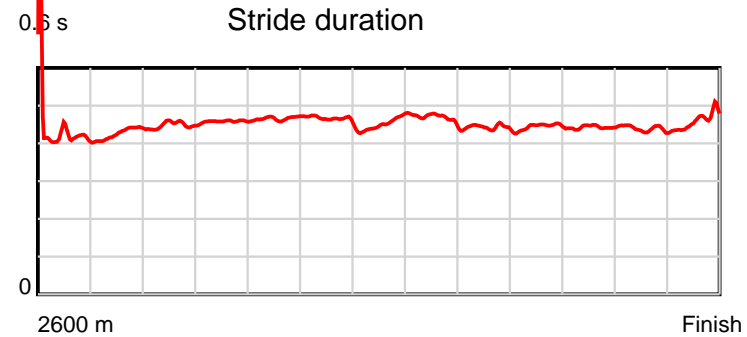
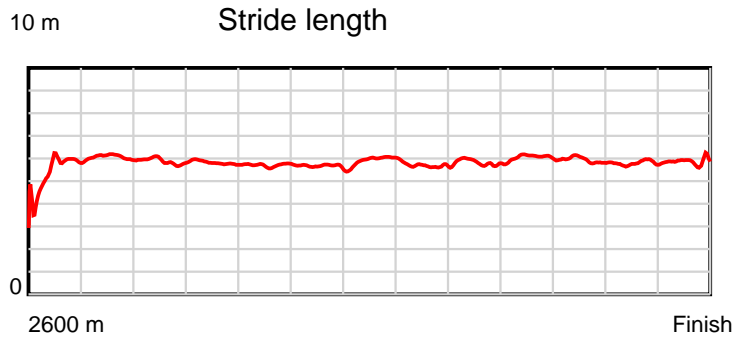
Disclaimer.

HRNZ and NZMTC and Thoroughbred Ratings Pty Ltd accepts no responsibility for the completeness or accuracy of any of the information contained herein, and makes no representations about its suitability for any particular purpose. Users should make their own judgements about those matters and/or seek independent advice. You assume all risks associated with use of the data provided on this page.

Race Results

March 22, 2019, Race 11, VISIT CHRISTCHURCH CASINO ON SATURDAY HANDICAP TROT, Distance 2600m, Addington - Survey 3200m

| Result | TAB no. | Horse (Barrier) | 2200m to | 2000m to | 1800m to | 1600m to | 1400m to | 1200m to | 1000m to | 800m to | 600m to | 400m to | 200m to | Total or | Margin |
|--------|---------|------------------------------|----------|----------|----------|----------|----------|----------|----------|---------|---------|---------|---------|----------|--------|
| 7th | 1 | Mr Fahrenheit (3) | 2000m | 1800m | 1600m | 1400m | 1200m | 1000m | 800m | 600m | 400m | 200m | WP | Average | |
| | | Position in running (margin) | 2(2.6) | 2(2.9) | 2(2.1) | 2(2.6) | 2(2.1) | 1(0.0) | 1(0.0) | 3(3.5) | 3(2.2) | 4(3.6) | 6(5.5) | | 10.10 |
| | | Sectional time (s) | 15.14 | 15.80 | 16.48 | 16.51 | 15.28 | 16.52 | 15.05 | 14.67 | 15.05 | 15.22 | 15.72 | | |
| | | Cumulative time (s) | 171.44 | 156.30 | 140.50 | 124.02 | 107.51 | 92.23 | 75.71 | 60.66 | 45.99 | 30.94 | 15.72 | 3:21.14 | |
| | | Speed (m/s) | 13.21 | 12.66 | 12.14 | 12.11 | 13.09 | 12.11 | 13.29 | 13.63 | 13.29 | 13.14 | 12.72 | 12.93 | |
| | | Stride length (m) | 5.92 | 5.80 | 5.66 | 5.64 | 5.92 | 5.65 | 5.88 | 6.05 | 5.89 | 5.76 | 5.83 | 5.79 | |
| | | Stride duration (s) | 0.448 | 0.459 | 0.466 | 0.465 | 0.452 | 0.467 | 0.443 | 0.444 | 0.443 | 0.438 | 0.458 | 0.448 | |
| | | Stride efficiency (%) | 54.74 | 52.63 | 49.98 | 49.67 | 54.74 | 49.86 | 54.10 | 57.28 | 54.13 | 51.79 | 53.15 | 52.41 | |
| | | Stride count | 33.79 | 34.46 | 35.36 | 35.48 | 33.79 | 35.41 | 33.99 | 33.03 | 33.98 | 34.74 | 34.29 | 448.94 | |



Note: Horizontal distance axis grid lines are 200m furlongs.

Disclaimer.

HRNZ and NZMTC and Thoroughbred Ratings Pty Ltd accepts no responsibility for the completeness or accuracy of any of the information contained herein, and makes no representations about its suitability for any particular purpose. Users should make their own judgements about those matters and/or seek independent advice. You assume all risks associated with use of the data provided on this page.



Race Results



March 22, 2019, Race 11, VISIT CHRISTCHURCH CASINO ON SATURDAY HANDICAP TROT, Distance 2600m, Addington - Survey 3200m

| Result | TAB no. | Horse (Barrier) | 2600 to | 2400m to |
|--------|---------|------------------------------|--------------|--------------|
| 8th | 5 | Sioux Princess (1) | 2400m | 2200m |
| | | Position in running (margin) | - | 4(9.2) |
| | | Sectional time (s) | 17.03 | 14.24 |
| | | Cumulative time (s) | 201.14 | 184.11 |
| | | Speed (m/s) | 11.74 | 14.04 |
| | | Stride length (m) | 5.28 | 6.10 |
| | | Stride duration (s) | 0.446 | 0.434 |
| | | Stride efficiency (%) | 43.64 | 58.19 |
| | | Stride count | 37.85 | 32.78 |

Disclaimer.

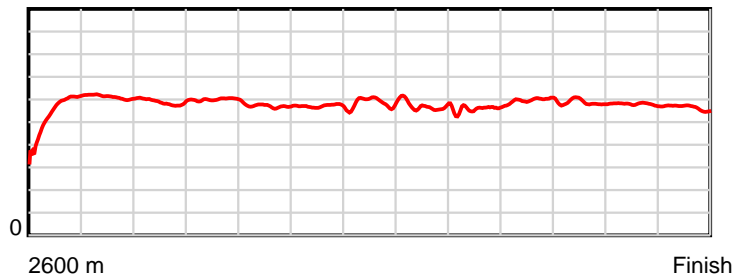
HRNZ and NZMTC and Thoroughbred Ratings Pty Ltd accepts no responsibility for the completeness or accuracy of any of the information contained herein, and makes no representations about its suitability for any particular purpose. Users should make their own judgements about those matters and/or seek independent advice. You assume all risks associated with use of the data provided on this page.

Race Results

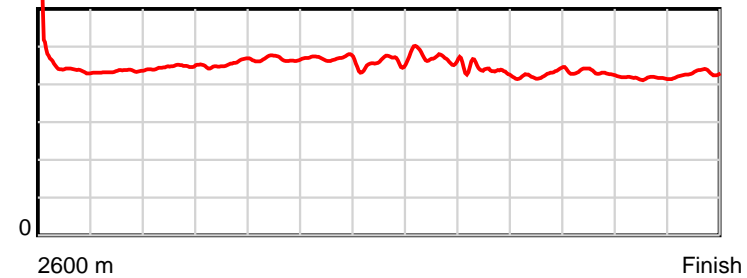
March 22, 2019, Race 11, VISIT CHRISTCHURCH CASINO ON SATURDAY HANDICAP TROT, Distance 2600m, Addington - Survey 3200m

| Result | TAB no. | Horse (Barrier) | 2200m to | 2000m to | 1800m to | 1600m to | 1400m to | 1200m to | 1000m to | 800m to | 600m to | 400m to | 200m to | Total or | Margin |
|--------|---------|------------------------------|--------------|--------------|--------------|--------------|--------------|--------------|-------------|-------------|-------------|-------------|-----------|----------------|--------|
| 8th | 5 | Sioux Princess (1) | 2000m | 1800m | 1600m | 1400m | 1200m | 1000m | 800m | 600m | 400m | 200m | WP | Average | |
| | | Position in running (margin) | 4(12.3) | 4(11.6) | 4(6.5) | 4(6.3) | 4(6.2) | 5(5.9) | 8(6.0) | 9(12.6) | 8(8.8) | 9(8.8) | 8(8.1) | | 10.10 |
| | | Sectional time (s) | 14.95 | 15.09 | 16.37 | 16.56 | 15.58 | 16.54 | 15.57 | 14.25 | 14.81 | 14.79 | 15.36 | | |
| | | Cumulative time (s) | 169.87 | 154.92 | 139.83 | 123.46 | 106.90 | 91.32 | 74.78 | 59.21 | 44.96 | 30.15 | 15.36 | 3:21.14 | |
| | | Speed (m/s) | 13.38 | 13.25 | 12.22 | 12.08 | 12.84 | 12.09 | 12.85 | 14.04 | 13.50 | 13.52 | 13.02 | 12.93 | |
| | | Stride length (m) | 5.97 | 6.02 | 5.70 | 5.68 | 5.86 | 5.73 | 5.62 | 5.98 | 5.82 | 5.63 | 5.60 | 5.76 | |
| | | Stride duration (s) | 0.446 | 0.454 | 0.466 | 0.470 | 0.457 | 0.474 | 0.437 | 0.427 | 0.431 | 0.416 | 0.430 | 0.446 | |
| | | Stride efficiency (%) | 55.65 | 56.67 | 50.71 | 50.34 | 53.68 | 51.36 | 49.34 | 55.97 | 52.92 | 49.55 | 48.94 | 51.85 | |
| | | Stride count | 33.52 | 33.21 | 35.11 | 35.24 | 34.12 | 34.89 | 35.59 | 33.42 | 34.37 | 35.52 | 35.74 | 451.36 | |

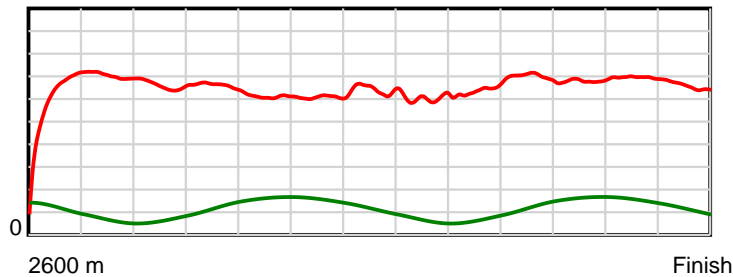
10 m Stride length



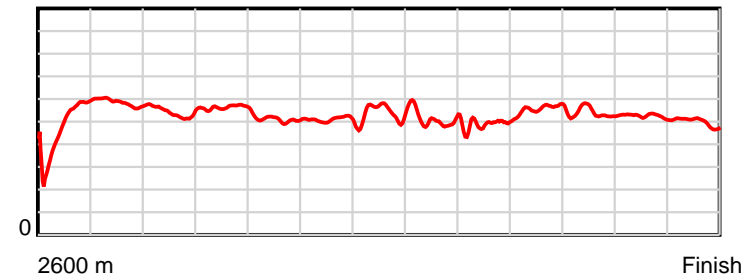
0.6 s Stride duration



20 m/sec Speed



100 % Stride efficiency



Note: Horizontal distance axis grid lines are 200m furlongs.

Disclaimer.

HRNZ and NZMTC and Thoroughbred Ratings Pty Ltd accepts no responsibility for the completeness or accuracy of any of the information contained herein, and makes no representations about its suitability for any particular purpose. Users should make their own judgements about those matters and/or seek independent advice. You assume all risks associated with use of the data provided on this page.



Race Results



March 22, 2019, Race 11, VISIT CHRISTCHURCH CASINO ON SATURDAY HANDICAP TROT, Distance 2600m, Addington - Survey 3200m

| Result | TAB no. | Horse (Barrier) | 2600 to | 2400m to |
|--------|---------|------------------------------|---------|----------|
| 9th | 4 | Clifden Clower... (11) | 2400m | 2200m |
| | | Position in running (margin) | - | 2(0.5) |
| | | Sectional time (s) | 15.52 | 13.64 |
| | | Cumulative time (s) | 203.17 | 187.65 |
| | | Speed (m/s) | 12.88 | 14.66 |
| | | Stride length (m) | 5.39 | 6.11 |
| | | Stride duration (s) | 0.418 | 0.417 |
| | | Stride efficiency (%) | 45.45 | 58.30 |
| | | Stride count | 37.08 | 32.74 |

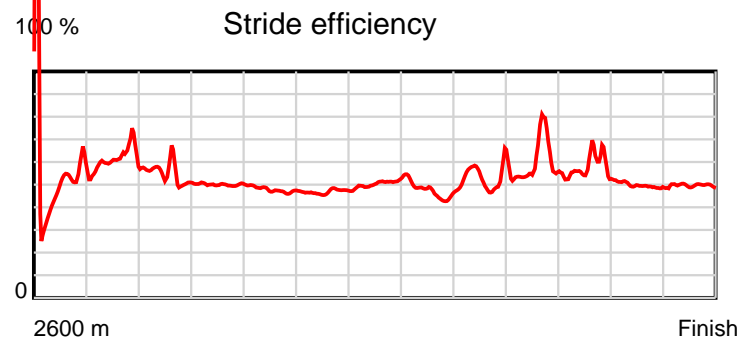
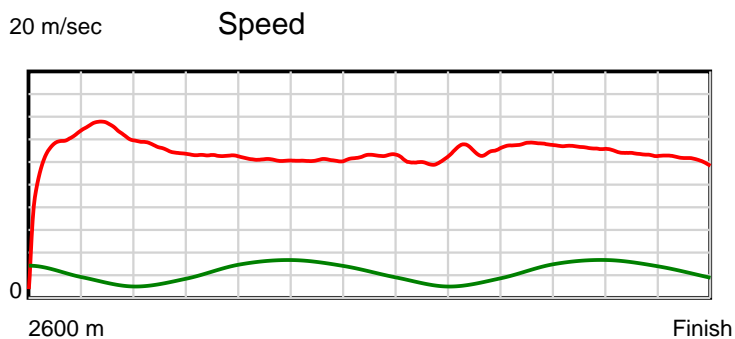
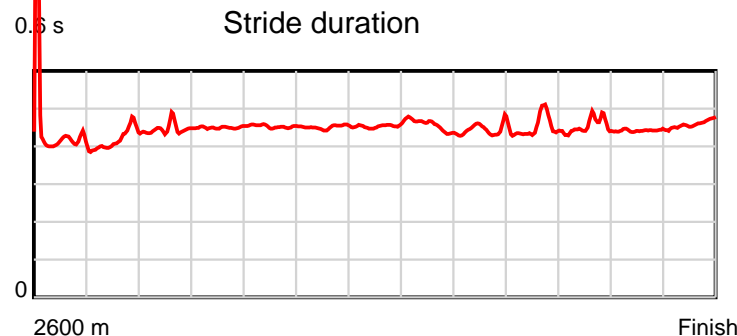
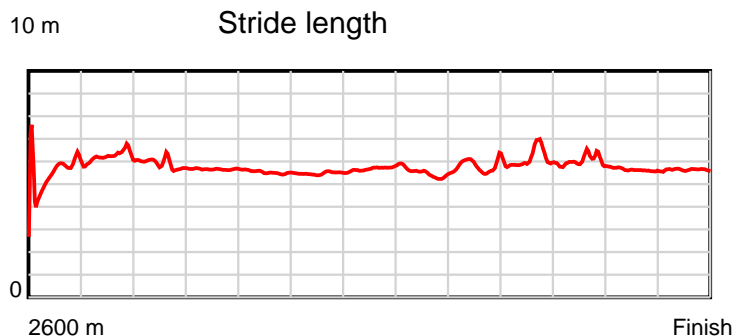
Disclaimer.

HRNZ and NZMTC and Thoroughbred Ratings Pty Ltd accepts no responsibility for the completeness or accuracy of any of the information contained herein, and makes no representations about its suitability for any particular purpose. Users should make their own judgements about those matters and/or seek independent advice. You assume all risks associated with use of the data provided on this page.

Race Results

March 22, 2019, Race 11, VISIT CHRISTCHURCH CASINO ON SATURDAY HANDICAP TROT, Distance 2600m, Addington - Survey 3200m

| Result | TAB no. | Horse (Barrier) | 2200m to | 2000m to | 1800m to | 1600m to | 1400m to | 1200m to | 1000m to | 800m to | 600m to | 400m to | 200m to | Total or | Margin |
|--------|---------|------------------------------|----------|----------|----------|----------|----------|----------|----------|---------|---------|---------|---------|----------|--------|
| 9th | 4 | Clifden Clower... (11) | 2000m | 1800m | 1600m | 1400m | 1200m | 1000m | 800m | 600m | 400m | 200m | WP | Average | |
| | | Position in running (margin) | 1(0.0) | 1(0.0) | 1(0.0) | 1(0.0) | 1(0.0) | 2(1.7) | 4(1.9) | 6(6.0) | 6(5.2) | 8(7.5) | 9(13.5) | | 21.30 |
| | | Sectional time (s) | 15.07 | 15.94 | 16.41 | 16.58 | 15.91 | 16.56 | 15.16 | 14.76 | 15.20 | 15.90 | 16.52 | | |
| | | Cumulative time (s) | 174.01 | 158.94 | 143.00 | 126.59 | 110.01 | 94.10 | 77.54 | 62.38 | 47.62 | 32.42 | 16.52 | 3:23.17 | |
| | | Speed (m/s) | 13.27 | 12.55 | 12.19 | 12.06 | 12.57 | 12.08 | 13.19 | 13.55 | 13.16 | 12.58 | 12.11 | 12.80 | |
| | | Stride length (m) | 5.89 | 5.64 | 5.52 | 5.44 | 5.71 | 5.50 | 5.86 | 6.01 | 5.89 | 5.56 | 5.57 | 5.69 | |
| | | Stride duration (s) | 0.444 | 0.450 | 0.453 | 0.451 | 0.454 | 0.456 | 0.444 | 0.443 | 0.447 | 0.442 | 0.460 | 0.445 | |
| | | Stride efficiency (%) | 54.24 | 49.78 | 47.61 | 46.25 | 50.90 | 47.33 | 53.59 | 56.40 | 54.13 | 48.32 | 48.49 | 50.61 | |
| | | Stride count | 33.95 | 35.44 | 36.23 | 36.76 | 35.04 | 36.34 | 34.15 | 33.29 | 33.98 | 35.97 | 35.90 | 456.87 | |



Note: Horizontal distance axis grid lines are 200m furlongs.

Disclaimer.

HRNZ and NZMTC and Thoroughbred Ratings Pty Ltd accepts no responsibility for the completeness or accuracy of any of the information contained herein, and makes no representations about its suitability for any particular purpose. Users should make their own judgements about those matters and/or seek independent advice. You assume all risks associated with use of the data provided on this page.



Race Results



March 22, 2019, Race 11, VISIT CHRISTCHURCH CASINO ON SATURDAY HANDICAP TROT, Distance 2600m, Addington - Survey 3200m

| Result | TAB no. | Horse (Barrier) | 2600 to | 2400m to |
|--------|---------|------------------------------|---------|----------|
| 10th | 6 | Arran Chief (6) | 2400m | 2200m |
| | | Position in running (margin) | - | 6(13.9) |
| | | Sectional time (s) | 17.84 | 14.57 |
| | | Cumulative time (s) | 204.11 | 186.27 |
| | | Speed (m/s) | 11.21 | 13.73 |
| | | Stride length (m) | 5.47 | 5.97 |
| | | Stride duration (s) | 0.445 | 0.435 |
| | | Stride efficiency (%) | 46.71 | 55.65 |
| | | Stride count | 36.58 | 33.51 |

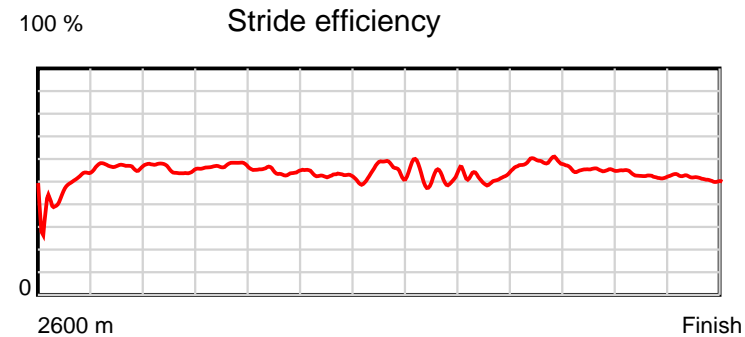
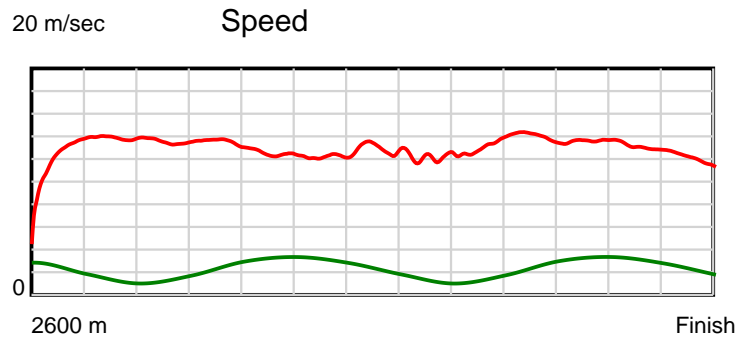
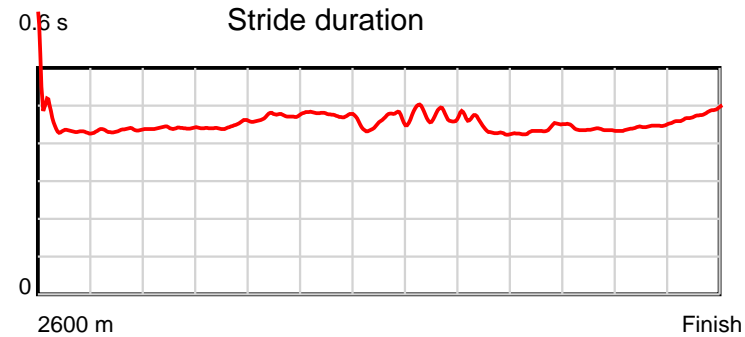
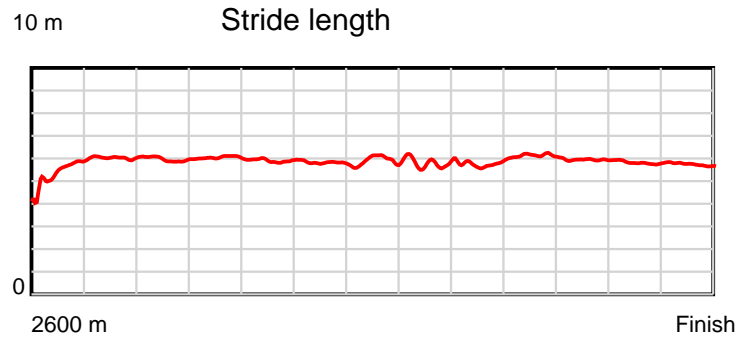
Disclaimer.

HRNZ and NZMTC and Thoroughbred Ratings Pty Ltd accepts no responsibility for the completeness or accuracy of any of the information contained herein, and makes no representations about its suitability for any particular purpose. Users should make their own judgements about those matters and/or seek independent advice. You assume all risks associated with use of the data provided on this page.

Race Results

March 22, 2019, Race 11, VISIT CHRISTCHURCH CASINO ON SATURDAY HANDICAP TROT, Distance 2600m, Addington - Survey 3200m

| Result | TAB no. | Horse (Barrier) | 2200m to | 2000m to | 1800m to | 1600m to | 1400m to | 1200m to | 1000m to | 800m to | 600m to | 400m to | 200m to | Total or | Margin |
|--------|---------|------------------------------|----------|----------|----------|----------|----------|----------|----------|----------|----------|----------|----------|----------|--------|
| 10th | 6 | Arran Chief (6) | 2000m | 1800m | 1600m | 1400m | 1200m | 1000m | 800m | 600m | 400m | 200m | WP | Average | |
| | | Position in running (margin) | 5(19.0) | 5(17.1) | 5(10.1) | 5(8.6) | 6(8.7) | 7(7.9) | 10(8.4) | 10(14.0) | 10(11.1) | 10(13.0) | 10(17.0) | | 26.50 |
| | | Sectional time (s) | 14.76 | 14.78 | 16.15 | 16.60 | 15.51 | 16.59 | 15.40 | 14.41 | 15.14 | 15.56 | 16.80 | | |
| | | Cumulative time (s) | 171.70 | 156.94 | 142.16 | 126.01 | 109.41 | 93.90 | 77.31 | 61.91 | 47.50 | 32.36 | 16.80 | 3:24.11 | |
| | | Speed (m/s) | 13.55 | 13.53 | 12.38 | 12.05 | 12.89 | 12.06 | 12.99 | 13.88 | 13.21 | 12.85 | 11.90 | 12.74 | |
| | | Stride length (m) | 5.97 | 6.04 | 5.84 | 5.75 | 5.89 | 5.76 | 5.75 | 6.06 | 5.77 | 5.71 | 5.69 | 5.82 | |
| | | Stride duration (s) | 0.441 | 0.446 | 0.471 | 0.477 | 0.457 | 0.478 | 0.443 | 0.437 | 0.437 | 0.444 | 0.478 | 0.457 | |
| | | Stride efficiency (%) | 55.74 | 56.91 | 53.26 | 51.64 | 54.27 | 51.88 | 51.63 | 57.40 | 52.11 | 50.97 | 50.57 | 52.86 | |
| | | Stride count | 33.49 | 33.14 | 34.26 | 34.79 | 33.94 | 34.71 | 34.79 | 33.00 | 34.63 | 35.02 | 35.16 | 447.02 | |



Note: Horizontal distance axis grid lines are 200m furlongs.

Disclaimer.

HRNZ and NZMTC and Thoroughbred Ratings Pty Ltd accepts no responsibility for the completeness or accuracy of any of the information contained herein, and makes no representations about its suitability for any particular purpose. Users should make their own judgements about those matters and/or seek independent advice. You assume all risks associated with use of the data provided on this page.



Race Results



March 22, 2019, Race 11, VISIT CHRISTCHURCH CASINO ON SATURDAY HANDICAP TROT, Distance 2600m, Addington - Survey 3200m

| Result | TAB no. | Horse (Barrier) | 2600 to | 2400m to |
|--------|---------|------------------------------|--------------|--------------|
| 11th | 12 | Amaretto Sun (9) | 2400m | 2200m |
| | | Position in running (margin) | - | 11(41.1) |
| | | Sectional time (s) | 22.41 | 14.61 |
| | | Cumulative time (s) | 205.44 | 183.03 |
| | | Speed (m/s) | 8.92 | 13.69 |
| | | Stride length (m) | 5.38 | 5.98 |
| | | Stride duration (s) | 0.447 | 0.437 |
| | | Stride efficiency (%) | 45.16 | 55.85 |
| | | Stride count | 37.21 | 33.45 |

Disclaimer.

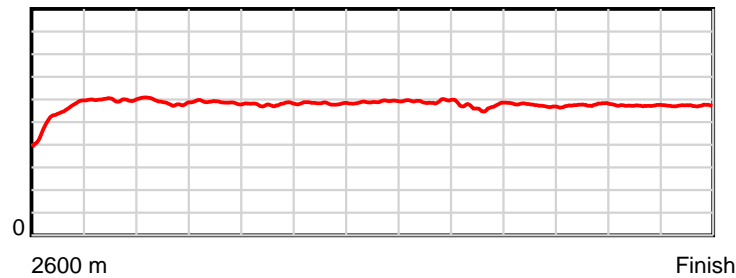
HRNZ and NZMTC and Thoroughbred Ratings Pty Ltd accepts no responsibility for the completeness or accuracy of any of the information contained herein, and makes no representations about its suitability for any particular purpose. Users should make their own judgements about those matters and/or seek independent advice. You assume all risks associated with use of the data provided on this page.

Race Results

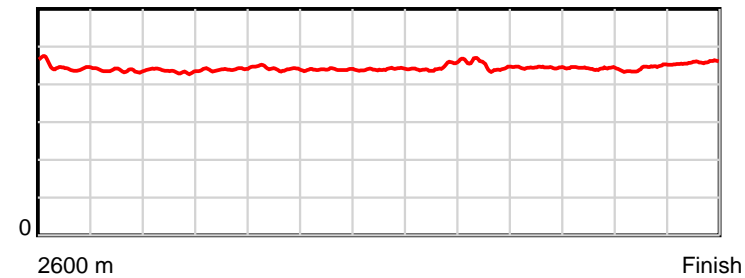
March 22, 2019, Race 11, VISIT CHRISTCHURCH CASINO ON SATURDAY HANDICAP TROT, Distance 2600m, Addington - Survey 3200m

| Result | TAB no. | Horse (Barrier) | 2200m to | 2000m to | 1800m to | 1600m to | 1400m to | 1200m to | 1000m to | 800m to | 600m to | 400m to | 200m to | Total or | Margin |
|--------|---------|------------------------------|----------|----------|----------|----------|----------|----------|----------|----------|----------|----------|----------|----------|--------|
| 11th | 12 | Amaretto Sun (9) | 2000m | 1800m | 1600m | 1400m | 1200m | 1000m | 800m | 600m | 400m | 200m | WP | Average | |
| | | Position in running (margin) | 11(46.4) | 11(44.0) | 11(38.3) | 11(31.9) | 11(23.4) | 11(19.0) | 11(10.5) | 11(18.4) | 11(21.7) | 11(25.5) | 11(29.7) | | 34.00 |
| | | Sectional time (s) | 14.68 | 14.98 | 15.35 | 15.15 | 14.91 | 15.11 | 15.78 | 15.44 | 15.46 | 15.60 | 15.96 | | |
| | | Cumulative time (s) | 168.42 | 153.74 | 138.76 | 123.41 | 108.26 | 93.35 | 78.24 | 62.46 | 47.02 | 31.56 | 15.96 | 3:25.44 | |
| | | Speed (m/s) | 13.62 | 13.35 | 13.03 | 13.20 | 13.41 | 13.24 | 12.67 | 12.95 | 12.94 | 12.82 | 12.53 | 12.66 | |
| | | Stride length (m) | 5.93 | 5.87 | 5.76 | 5.79 | 5.90 | 5.90 | 5.71 | 5.76 | 5.73 | 5.68 | 5.73 | 5.77 | |
| | | Stride duration (s) | 0.435 | 0.440 | 0.442 | 0.439 | 0.440 | 0.446 | 0.450 | 0.444 | 0.443 | 0.443 | 0.457 | 0.456 | |
| | | Stride efficiency (%) | 54.90 | 53.87 | 51.82 | 52.47 | 54.43 | 54.39 | 50.90 | 51.78 | 51.26 | 50.40 | 51.25 | 52.09 | |
| | | Stride count | 33.74 | 34.06 | 34.73 | 34.51 | 33.89 | 33.90 | 35.04 | 34.75 | 34.92 | 35.22 | 34.92 | 450.34 | |

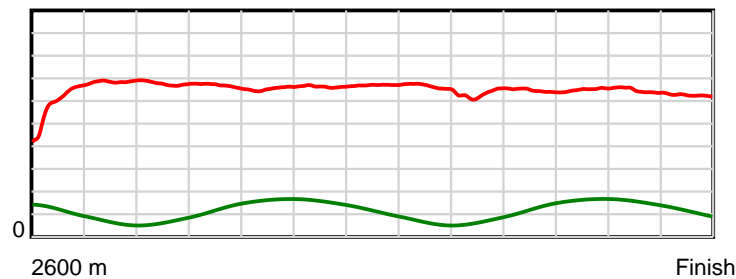
10 m Stride length



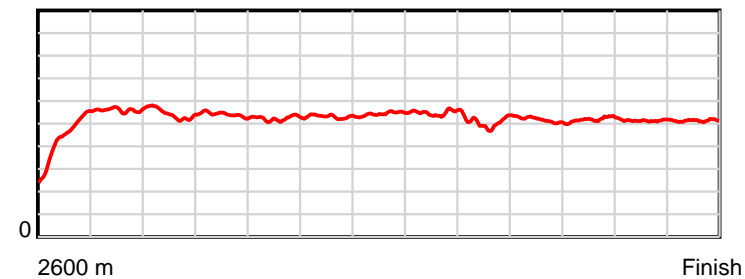
0.6 s Stride duration



20 m/sec Speed



100 % Stride efficiency



Note: Horizontal distance axis grid lines are 200m furlongs.

Disclaimer.

HRNZ and NZMTC and Thoroughbred Ratings Pty Ltd accepts no responsibility for the completeness or accuracy of any of the information contained herein, and makes no representations about its suitability for any particular purpose. Users should make their own judgements about those matters and/or seek independent advice. You assume all risks associated with use of the data provided on this page.



Race Results



March 22, 2019, Race 11, VISIT CHRISTCHURCH CASINO ON SATURDAY HANDICAP TROT, Distance 2600m, Addington - Survey 3200m

| Result | TAB no. | Horse (Barrier) | 2600 to | 2400m to |
|--------|---------|------------------------------|--------------|--------------|
| 12th | 2 | Take After Me (8) | 2400m | 2200m |
| | | Position in running (margin) | - | 12(58.7) |
| | | Sectional time (s) | 25.30 | 16.69 |
| | | Cumulative time (s) | 233.61 | 208.31 |
| | | Speed (m/s) | 7.90 | 11.98 |
| | | Stride length (m) | 3.55 | 5.29 |
| | | Stride duration (s) | 0.449 | 0.441 |
| | | Stride efficiency (%) | 19.73 | 43.72 |
| | | Stride count | 56.29 | 37.81 |

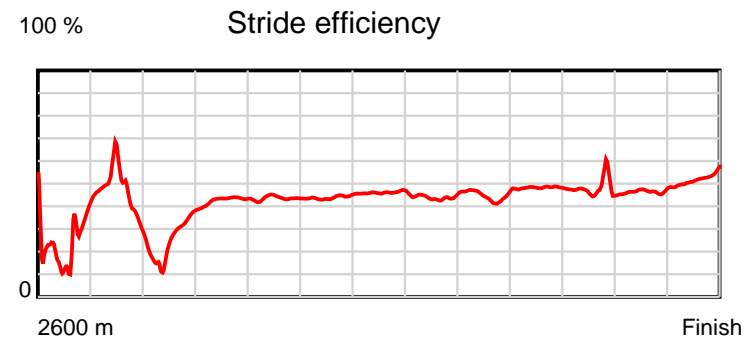
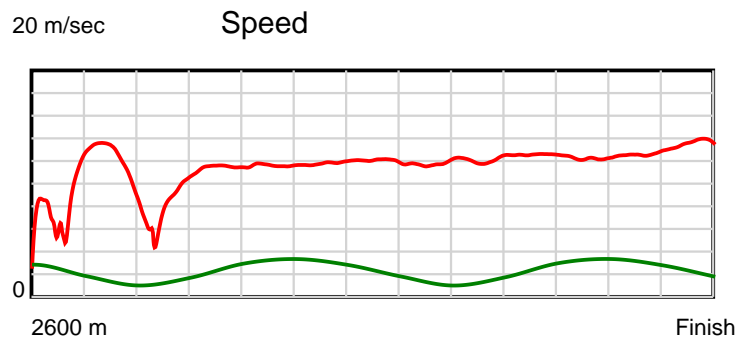
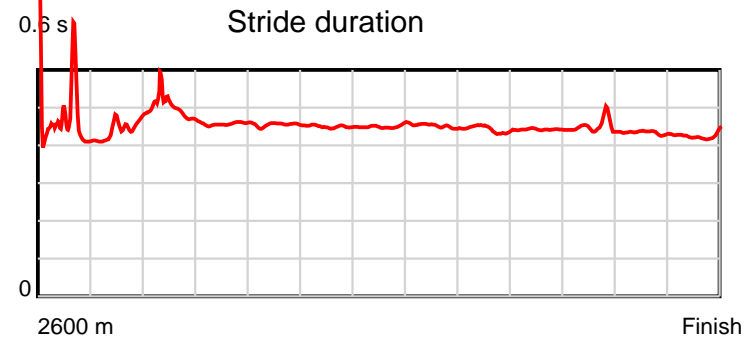
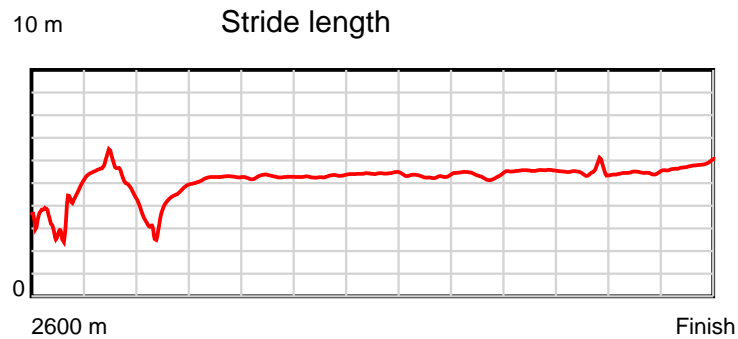
Disclaimer.

HRNZ and NZMTC and Thoroughbred Ratings Pty Ltd accepts no responsibility for the completeness or accuracy of any of the information contained herein, and makes no representations about its suitability for any particular purpose. Users should make their own judgements about those matters and/or seek independent advice. You assume all risks associated with use of the data provided on this page.

Race Results

March 22, 2019, Race 11, VISIT CHRISTCHURCH CASINO ON SATURDAY HANDICAP TROT, Distance 2600m, Addington - Survey 3200m

| Result | TAB no. | Horse (Barrier) | 2200m to | 2000m to | 1800m to | 1600m to | 1400m to | 1200m to | 1000m to | 800m to | 600m to | 400m to | 200m to | Total or | Margin |
|--------|---------|------------------------------|----------|-----------|-----------|-----------|-----------|-----------|-----------|-----------|-----------|-----------|-----------|----------|--------|
| 12th | 2 | Take After Me (8) | 2000m | 1800m | 1600m | 1400m | 1200m | 1000m | 800m | 600m | 400m | 200m | WP | Average | |
| | | Position in running (margin) | 12(76.5) | 12(144.9) | 12(153.5) | 12(159.3) | 12(162.6) | 12(168.4) | 12(171.1) | 12(183.0) | 12(189.2) | 12(199.2) | 12(205.9) | | 190.40 |
| | | Sectional time (s) | 26.47 | 17.37 | 17.37 | 17.13 | 16.61 | 16.97 | 16.44 | 15.93 | 16.48 | 16.03 | 14.82 | | |
| | | Cumulative time (s) | 191.62 | 165.15 | 147.78 | 130.41 | 113.28 | 96.67 | 79.70 | 63.26 | 47.33 | 30.85 | 14.82 | 3:53.61 | |
| | | Speed (m/s) | 7.56 | 11.51 | 11.51 | 11.68 | 12.04 | 11.79 | 12.17 | 12.55 | 12.14 | 12.48 | 13.50 | 11.13 | |
| | | Stride length (m) | 3.72 | 5.26 | 5.23 | 5.25 | 5.42 | 5.31 | 5.38 | 5.55 | 5.44 | 5.40 | 5.76 | 5.01 | |
| | | Stride duration (s) | 0.492 | 0.457 | 0.455 | 0.449 | 0.450 | 0.451 | 0.442 | 0.442 | 0.448 | 0.433 | 0.427 | 0.451 | |
| | | Stride efficiency (%) | 21.60 | 43.21 | 42.81 | 42.99 | 45.95 | 44.07 | 45.27 | 48.07 | 46.19 | 45.61 | 51.84 | 39.28 | |
| | | Stride count | 53.80 | 38.03 | 38.21 | 38.13 | 36.88 | 37.66 | 37.16 | 36.06 | 36.79 | 37.02 | 34.72 | 518.56 | |



Note: Horizontal distance axis grid lines are 200m furlongs.

Disclaimer.

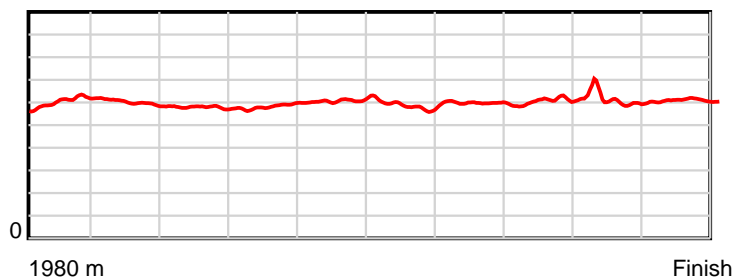
HRNZ and NZMTC and Thoroughbred Ratings Pty Ltd accepts no responsibility for the completeness or accuracy of any of the information contained herein, and makes no representations about its suitability for any particular purpose. Users should make their own judgements about those matters and/or seek independent advice. You assume all risks associated with use of the data provided on this page.

Race Results

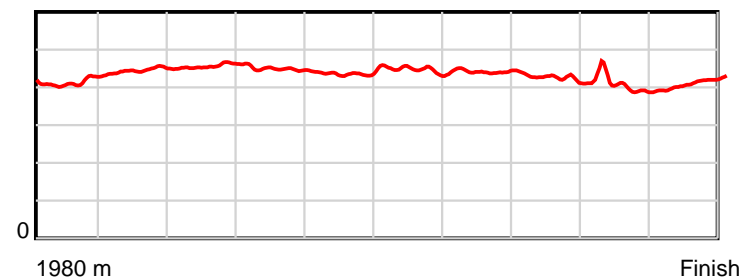
March 22, 2019, Race 12, , Distance 1980m, Addington - Survey 1980m

| Result | TAB no. | Horse (Barrier) | 1980 to | 1800m to | 1600m to | 1400m to | 1200m to | 1000m to | 800m to | 600m to | 400m to | 200m to | Total or | Margin |
|--------|---------|------------------------------|---------|----------|----------|----------|----------|----------|---------|---------|---------|---------|----------|--------|
| 1st | 5 | Letterkenny Bo... (5) | 1800m | 1600m | 1400m | 1200m | 1000m | 800m | 600m | 400m | 200m | WP | Average | |
| | | Position in running (margin) | - | 5(3.5) | 6(7.9) | 7(9.0) | 8(10.0) | 8(9.4) | 9(8.3) | 8(6.8) | 9(7.8) | 4(6.0) | | 0.00 |
| | | Sectional time (s) | 12.42 | 15.17 | 16.33 | 15.44 | 14.71 | 15.38 | 14.85 | 14.42 | 13.89 | 13.73 | | |
| | | Cumulative time (s) | 146.34 | 133.92 | 118.75 | 102.42 | 86.98 | 72.27 | 56.89 | 42.04 | 27.62 | 13.73 | 2:26.34 | |
| | | Speed (m/s) | 14.49 | 13.18 | 12.25 | 12.95 | 13.60 | 13.00 | 13.47 | 13.87 | 14.40 | 14.57 | 13.53 | |
| | | Stride length (m) | 6.05 | 5.87 | 5.58 | 5.82 | 5.95 | 5.79 | 5.95 | 5.88 | 5.79 | 6.05 | 5.87 | |
| | | Stride duration (s) | 0.413 | 0.445 | 0.456 | 0.449 | 0.438 | 0.445 | 0.442 | 0.424 | 0.402 | 0.415 | 0.434 | |
| | | Stride efficiency (%) | 57.16 | 53.78 | 48.73 | 52.90 | 55.40 | 52.48 | 55.34 | 54.00 | 52.39 | 57.11 | 53.82 | |
| | | Stride count | 29.76 | 34.09 | 35.82 | 34.37 | 33.59 | 34.51 | 33.61 | 34.02 | 34.54 | 33.08 | 337.39 | |

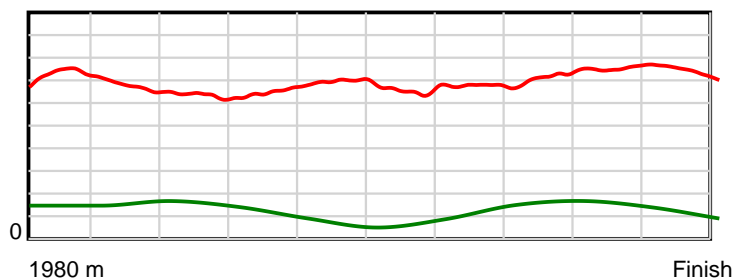
10 m Stride length



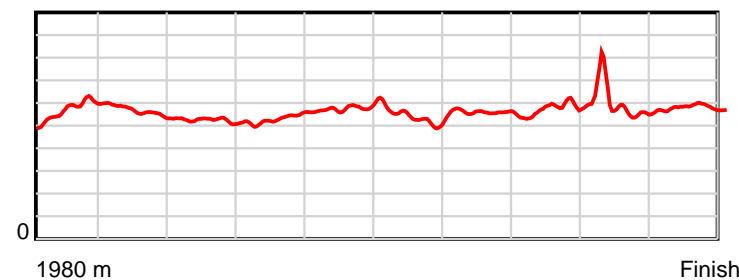
0.6 s Stride duration



20 m/sec Speed



100 % Stride efficiency



Note: Horizontal distance axis grid lines are 200m furlongs.

Disclaimer.

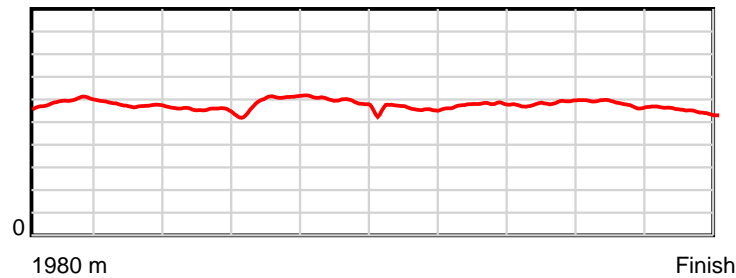
HRNZ and NZMTC and Thoroughbred Ratings Pty Ltd accepts no responsibility for the completeness or accuracy of any of the information contained herein, and makes no representations about its suitability for any particular purpose. Users should make their own judgements about those matters and/or seek independent advice. You assume all risks associated with use of the data provided on this page.

Race Results

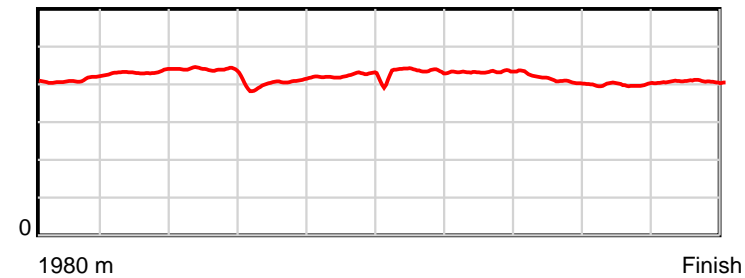
March 22, 2019, Race 12, , Distance 1980m, Addington - Survey 1980m

| Result | TAB no. | Horse (Barrier) | 1980 to | 1800m to | 1600m to | 1400m to | 1200m to | 1000m to | 800m to | 600m to | 400m to | 200m to | Total or | Margin |
|--------|---------|------------------------------|--------------|--------------|--------------|--------------|--------------|-------------|-------------|-------------|-------------|-----------|----------------|--------|
| 2nd | 13 | Franco Niven (11) | 1800m | 1600m | 1400m | 1200m | 1000m | 800m | 600m | 400m | 200m | WP | Average | |
| | | Position in running (margin) | - | 8(6.2) | 9(12.0) | 9(12.5) | 2(1.9) | 1(0.0) | 1(0.0) | 1(0.0) | 1(0.0) | 1(0.0) | | 1.70 |
| | | Sectional time (s) | 12.98 | 15.41 | 16.23 | 13.50 | 14.51 | 15.56 | 15.09 | 14.25 | 14.19 | 14.92 | | |
| | | Cumulative time (s) | 146.64 | 133.66 | 118.25 | 102.02 | 88.52 | 74.01 | 58.45 | 43.36 | 29.11 | 14.92 | 2:26.64 | |
| | | Speed (m/s) | 13.87 | 12.98 | 12.32 | 14.81 | 13.78 | 12.85 | 13.25 | 14.04 | 14.09 | 13.40 | 13.50 | |
| | | Stride length (m) | 5.93 | 5.61 | 5.39 | 5.98 | 5.77 | 5.62 | 5.74 | 5.78 | 5.63 | 5.46 | 5.68 | |
| | | Stride duration (s) | 0.411 | 0.432 | 0.437 | 0.404 | 0.419 | 0.437 | 0.433 | 0.412 | 0.399 | 0.407 | 0.421 | |
| | | Stride efficiency (%) | 55.00 | 49.19 | 45.35 | 55.88 | 52.08 | 49.38 | 51.45 | 52.22 | 49.51 | 46.62 | 50.47 | |
| | | Stride count | 30.34 | 35.65 | 37.13 | 33.45 | 34.64 | 35.58 | 34.86 | 34.60 | 35.53 | 36.61 | 348.39 | |

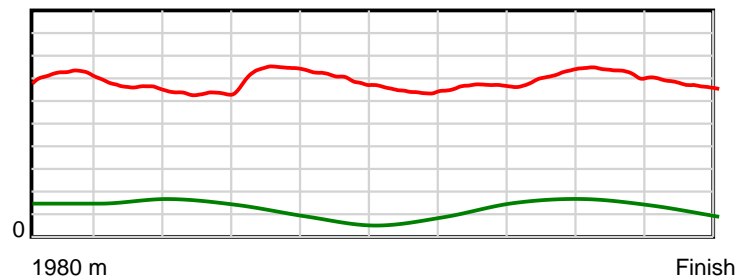
10 m Stride length



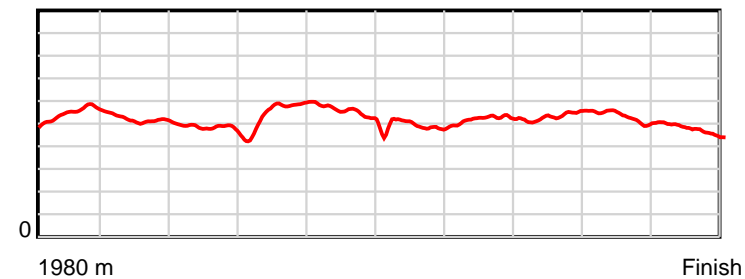
0.6 s Stride duration



20 m/sec Speed



100 % Stride efficiency



Note: Horizontal distance axis grid lines are 200m furlongs.

Disclaimer.

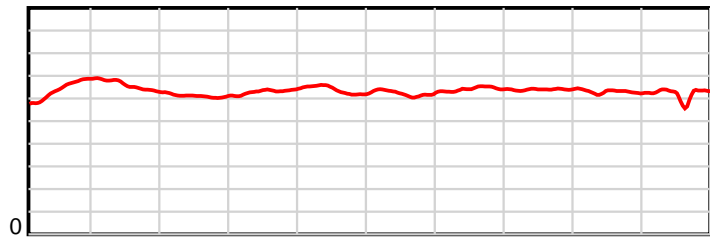
HRNZ and NZMTC and Thoroughbred Ratings Pty Ltd accepts no responsibility for the completeness or accuracy of any of the information contained herein, and makes no representations about its suitability for any particular purpose. Users should make their own judgements about those matters and/or seek independent advice. You assume all risks associated with use of the data provided on this page.

Race Results

March 22, 2019, Race 12, , Distance 1980m, Addington - Survey 1980m

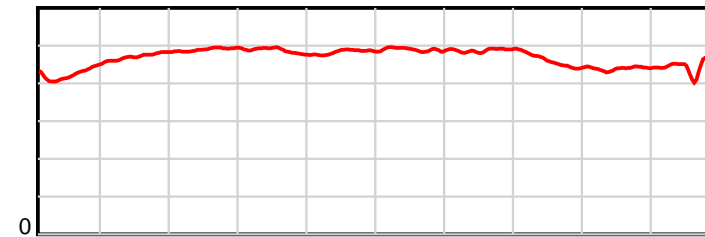
| Result | TAB no. | Horse (Barrier) | 1980 to | 1800m to | 1600m to | 1400m to | 1200m to | 1000m to | 800m to | 600m to | 400m to | 200m to | Total or | Margin |
|--------|---------|------------------------------|--------------|--------------|--------------|--------------|--------------|-------------|-------------|-------------|-------------|-----------|----------------|--------|
| 3rd | 1 | Franco Texas (1) | 1800m | 1600m | 1400m | 1200m | 1000m | 800m | 600m | 400m | 200m | WP | Average | |
| | | Position in running (margin) | - | 1(0.0) | 1(0.0) | 1(0.0) | 1(0.0) | 2(2.3) | 2(2.3) | 3(2.1) | 2(2.6) | 2(2.0) | | 1.90 |
| | | Sectional time (s) | 11.88 | 14.45 | 16.14 | 15.27 | 15.20 | 15.57 | 15.06 | 14.33 | 14.10 | 14.68 | | |
| | | Cumulative time (s) | 146.68 | 134.80 | 120.35 | 104.21 | 88.94 | 73.74 | 58.17 | 43.11 | 28.78 | 14.68 | 2:26.68 | |
| | | Speed (m/s) | 15.15 | 13.84 | 12.39 | 13.10 | 13.16 | 12.85 | 13.28 | 13.96 | 14.18 | 13.62 | 13.50 | |
| | | Stride length (m) | 6.48 | 6.55 | 6.07 | 6.37 | 6.36 | 6.30 | 6.48 | 6.38 | 6.23 | 6.14 | 6.33 | |
| | | Stride duration (s) | 0.425 | 0.473 | 0.490 | 0.486 | 0.484 | 0.490 | 0.487 | 0.457 | 0.439 | 0.450 | 0.469 | |
| | | Stride efficiency (%) | 65.56 | 67.01 | 57.66 | 63.42 | 63.27 | 61.98 | 65.52 | 63.68 | 60.58 | 58.83 | 62.62 | |
| | | Stride count | 27.79 | 30.54 | 32.92 | 31.39 | 31.43 | 31.76 | 30.89 | 31.33 | 32.12 | 32.60 | 312.77 | |

10 m Stride length



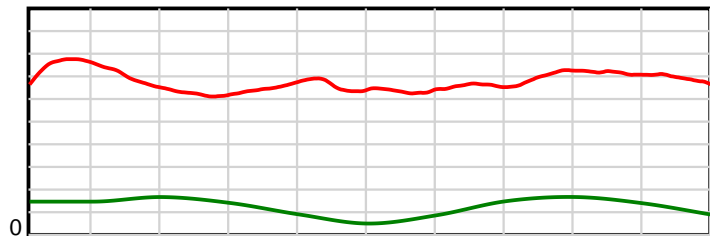
1980 m Finish

0.6 s Stride duration



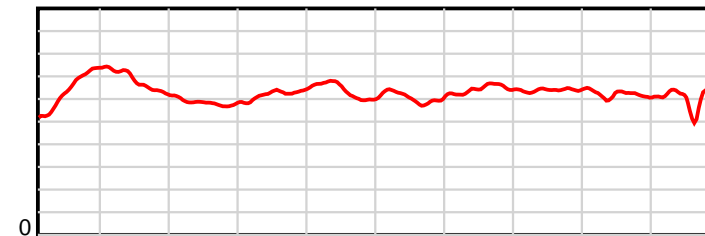
1980 m Finish

20 m/sec Speed



1980 m Finish

100 % Stride efficiency



1980 m Finish

Note: Horizontal distance axis grid lines are 200m furlongs.

Disclaimer.

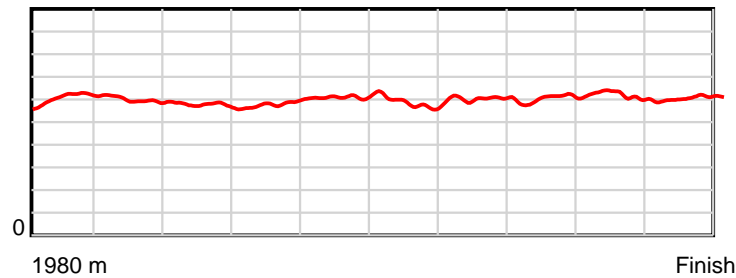
HRNZ and NZMTC and Thoroughbred Ratings Pty Ltd accepts no responsibility for the completeness or accuracy of any of the information contained herein, and makes no representations about its suitability for any particular purpose. Users should make their own judgements about those matters and/or seek independent advice. You assume all risks associated with use of the data provided on this page.

Race Results

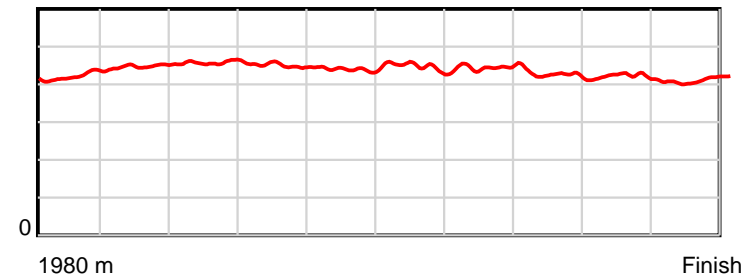
March 22, 2019, Race 12, , Distance 1980m, Addington - Survey 1980m

| Result | TAB no. | Horse (Barrier) | 1980 to 1800m | 1800m to 1600m | 1600m to 1400m | 1400m to 1200m | 1200m to 1000m | 1000m to 800m | 800m to 600m | 600m to 400m | 400m to 200m | 200m to WP | Total or Average | Margin |
|--------|---------|------------------------------|---------------|----------------|----------------|----------------|----------------|---------------|--------------|--------------|--------------|------------|------------------|--------|
| 4th | 11 | Zinny Mach (10) | | | | | | | | | | | | |
| | | Position in running (margin) | - | 7(5.5) | 8(10.5) | 8(11.5) | 9(12.7) | 9(11.9) | 10(10.3) | 10(8.6) | 10(10.2) | 10(9.7) | | 2.60 |
| | | Sectional time (s) | 12.66 | 15.28 | 16.30 | 15.47 | 14.69 | 15.29 | 14.81 | 14.51 | 14.12 | 13.68 | | |
| | | Cumulative time (s) | 146.81 | 134.15 | 118.87 | 102.57 | 87.10 | 72.41 | 57.12 | 42.31 | 27.80 | 13.68 | 2:26.81 | |
| | | Speed (m/s) | 14.22 | 13.09 | 12.27 | 12.93 | 13.61 | 13.08 | 13.50 | 13.78 | 14.16 | 14.62 | 13.49 | |
| | | Stride length (m) | 6.11 | 5.86 | 5.62 | 5.81 | 6.00 | 5.84 | 6.03 | 5.84 | 5.96 | 6.02 | 5.90 | |
| | | Stride duration (s) | 0.421 | 0.448 | 0.458 | 0.450 | 0.441 | 0.446 | 0.446 | 0.424 | 0.421 | 0.412 | 0.438 | |
| | | Stride efficiency (%) | 58.42 | 53.63 | 49.35 | 52.83 | 56.24 | 53.22 | 56.84 | 53.26 | 55.43 | 56.70 | 54.47 | |
| | | Stride count | 29.44 | 34.14 | 35.59 | 34.40 | 33.34 | 34.27 | 33.16 | 34.26 | 33.58 | 33.20 | 335.38 | |

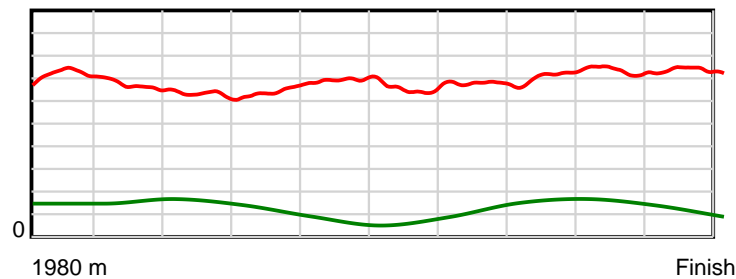
10 m Stride length



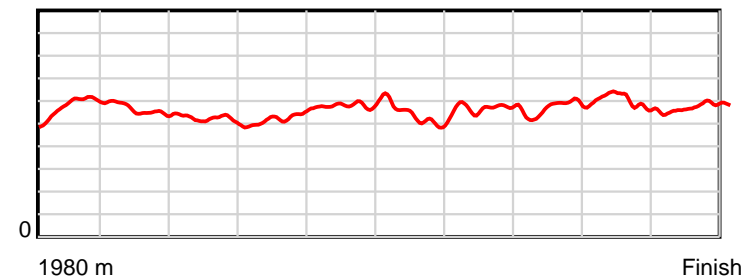
0.6 s Stride duration



20 m/sec Speed



100 % Stride efficiency



Note: Horizontal distance axis grid lines are 200m furlongs.

Disclaimer.

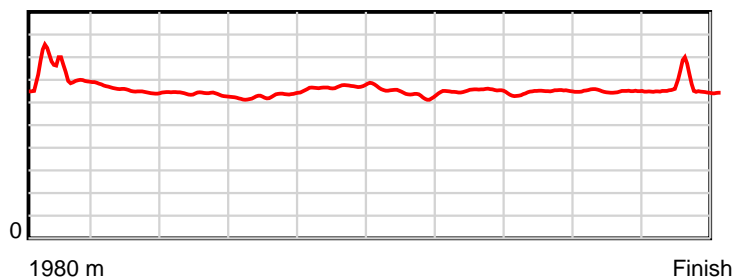
HRNZ and NZMTC and Thoroughbred Ratings Pty Ltd accepts no responsibility for the completeness or accuracy of any of the information contained herein, and makes no representations about its suitability for any particular purpose. Users should make their own judgements about those matters and/or seek independent advice. You assume all risks associated with use of the data provided on this page.

Race Results

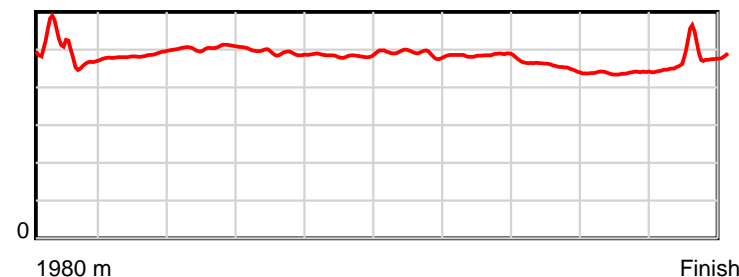
March 22, 2019, Race 12, , Distance 1980m, Addington - Survey 1980m

| Result | TAB no. | Horse (Barrier) | 1980 to | 1800m to | 1600m to | 1400m to | 1200m to | 1000m to | 800m to | 600m to | 400m to | 200m to | Total or | Margin |
|--------|---------|------------------------------|--------------|--------------|--------------|--------------|--------------|-------------|-------------|-------------|-------------|-----------|----------------|--------|
| 5th | 4 | Clive (4) | 1800m | 1600m | 1400m | 1200m | 1000m | 800m | 600m | 400m | 200m | WP | Average | |
| | | Position in running (margin) | - | 3(1.6) | 5(5.8) | 5(6.6) | 7(8.2) | 7(7.2) | 6(6.1) | 6(5.2) | 6(5.9) | 3(5.7) | | 4.20 |
| | | Sectional time (s) | 12.12 | 15.14 | 16.27 | 15.54 | 14.66 | 15.37 | 14.94 | 14.37 | 14.16 | 14.52 | | |
| | | Cumulative time (s) | 147.09 | 134.97 | 119.83 | 103.56 | 88.02 | 73.36 | 57.99 | 43.05 | 28.68 | 14.52 | 2:27.09 | |
| | | Speed (m/s) | 14.85 | 13.21 | 12.29 | 12.87 | 13.64 | 13.01 | 13.39 | 13.92 | 14.12 | 13.77 | 13.46 | |
| | | Stride length (m) | 7.18 | 6.41 | 6.21 | 6.33 | 6.62 | 6.37 | 6.48 | 6.30 | 6.21 | 6.63 | 6.46 | |
| | | Stride duration (s) | 0.483 | 0.485 | 0.505 | 0.492 | 0.485 | 0.490 | 0.484 | 0.453 | 0.439 | 0.481 | 0.480 | |
| | | Stride efficiency (%) | 80.50 | 64.23 | 60.23 | 62.69 | 68.51 | 63.49 | 65.61 | 62.09 | 60.24 | 68.66 | 65.16 | |
| | | Stride count | 25.08 | 31.20 | 32.21 | 31.58 | 30.21 | 31.38 | 30.86 | 31.73 | 32.21 | 30.17 | 306.63 | |

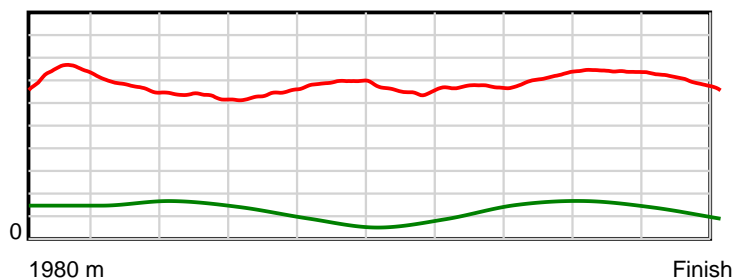
10 m Stride length



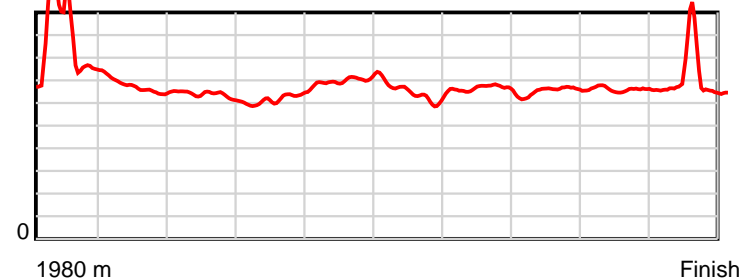
0.6 s Stride duration



20 m/sec Speed



100 % Stride efficiency



Note: Horizontal distance axis grid lines are 200m furlongs.

Disclaimer.

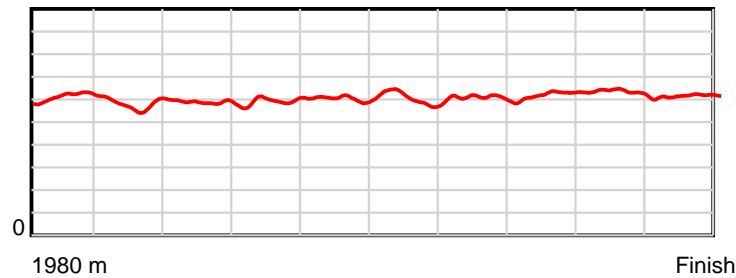
HRNZ and NZMTC and Thoroughbred Ratings Pty Ltd accepts no responsibility for the completeness or accuracy of any of the information contained herein, and makes no representations about its suitability for any particular purpose. Users should make their own judgements about those matters and/or seek independent advice. You assume all risks associated with use of the data provided on this page.

Race Results

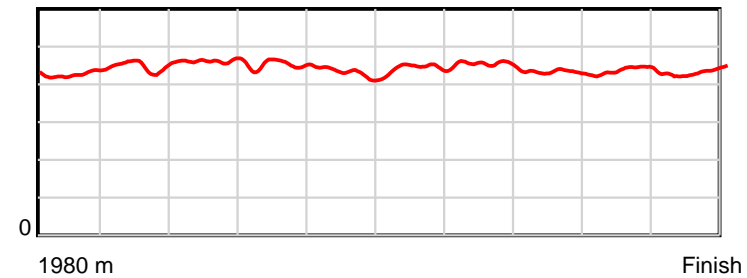
March 22, 2019, Race 12, , Distance 1980m, Addington - Survey 1980m

| Result | TAB no. | Horse (Barrier) | 1980 to | 1800m to | 1600m to | 1400m to | 1200m to | 1000m to | 800m to | 600m to | 400m to | 200m to | Total or | Margin |
|--------|---------|------------------------------|---------|----------|----------|----------|----------|----------|---------|---------|---------|---------|----------|--------|
| 6th | 15 | Ideologist (13) | 1800m | 1600m | 1400m | 1200m | 1000m | 800m | 600m | 400m | 200m | WP | Average | |
| | | Position in running (margin) | - | 9(6.2) | 11(16.2) | 11(16.9) | 11(16.3) | 10(13.7) | 8(8.0) | 9(7.4) | 8(7.4) | 8(8.2) | | 4.30 |
| | | Sectional time (s) | 12.94 | 16.12 | 16.25 | 15.16 | 14.39 | 14.61 | 14.98 | 14.26 | 14.32 | 14.09 | | |
| | | Cumulative time (s) | 147.12 | 134.18 | 118.06 | 101.81 | 86.65 | 72.26 | 57.65 | 42.67 | 28.41 | 14.09 | 2:27.12 | |
| | | Speed (m/s) | 13.91 | 12.41 | 12.31 | 13.19 | 13.90 | 13.69 | 13.35 | 14.03 | 13.97 | 14.19 | 13.46 | |
| | | Stride length (m) | 6.13 | 5.56 | 5.68 | 5.95 | 5.97 | 6.09 | 6.06 | 6.06 | 6.10 | 6.15 | 5.97 | |
| | | Stride duration (s) | 0.426 | 0.448 | 0.462 | 0.451 | 0.429 | 0.445 | 0.454 | 0.432 | 0.437 | 0.433 | 0.444 | |
| | | Stride efficiency (%) | 58.77 | 48.39 | 50.49 | 55.29 | 55.63 | 58.05 | 57.44 | 57.44 | 58.18 | 59.08 | 55.67 | |
| | | Stride count | 29.35 | 35.94 | 35.19 | 33.62 | 33.52 | 32.81 | 32.99 | 32.99 | 32.78 | 32.53 | 331.72 | |

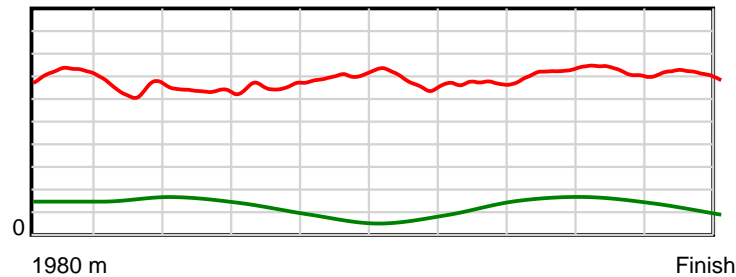
10 m Stride length



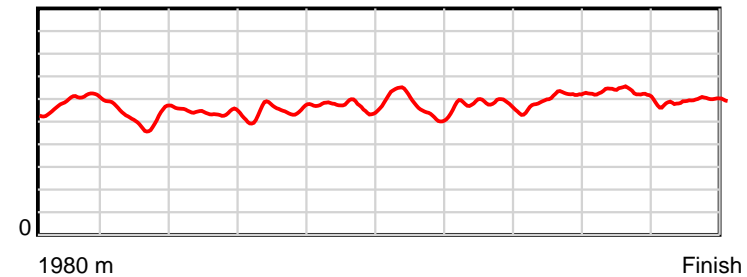
0.6 s Stride duration



20 m/sec Speed



100 % Stride efficiency



Note: Horizontal distance axis grid lines are 200m furlongs.

Disclaimer.

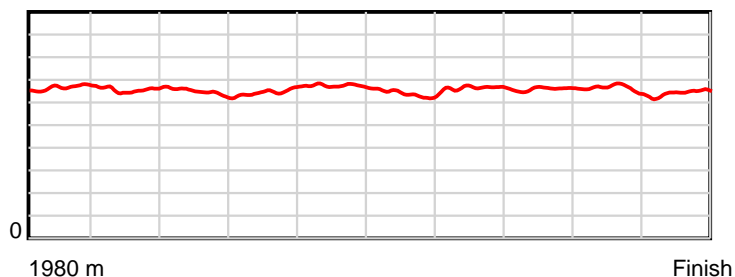
HRNZ and NZMTC and Thoroughbred Ratings Pty Ltd accepts no responsibility for the completeness or accuracy of any of the information contained herein, and makes no representations about its suitability for any particular purpose. Users should make their own judgements about those matters and/or seek independent advice. You assume all risks associated with use of the data provided on this page.

Race Results

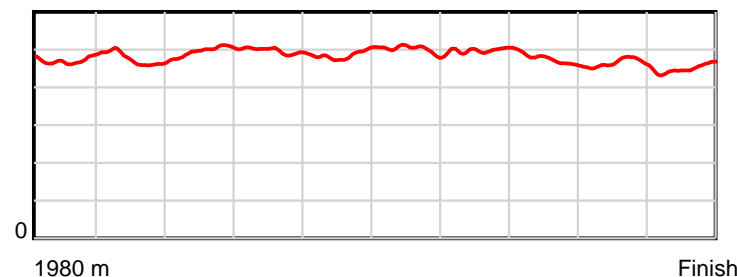
March 22, 2019, Race 12, , Distance 1980m, Addington - Survey 1980m

| Result | TAB no. | Horse (Barrier) | 1980 to | 1800m to | 1600m to | 1400m to | 1200m to | 1000m to | 800m to | 600m to | 400m to | 200m to | Total or | Margin |
|--------|---------|------------------------------|--------------|--------------|--------------|--------------|--------------|-------------|-------------|-------------|-------------|-----------|----------------|--------|
| 7th | 16 | Adam Patron (14) | 1800m | 1600m | 1400m | 1200m | 1000m | 800m | 600m | 400m | 200m | WP | Average | |
| | | Position in running (margin) | - | 11(8.0) | 7(9.7) | 6(7.3) | 6(7.7) | 6(6.5) | 7(6.3) | 7(5.7) | 7(7.3) | 9(8.3) | | 4.60 |
| | | Sectional time (s) | 13.19 | 14.72 | 15.75 | 15.34 | 14.63 | 15.52 | 14.99 | 14.52 | 14.35 | 14.15 | | |
| | | Cumulative time (s) | 147.16 | 133.97 | 119.25 | 103.50 | 88.16 | 73.53 | 58.01 | 43.02 | 28.50 | 14.15 | 2:27.16 | |
| | | Speed (m/s) | 13.65 | 13.59 | 12.70 | 13.04 | 13.67 | 12.89 | 13.34 | 13.77 | 13.94 | 14.13 | 13.45 | |
| | | Stride length (m) | 6.65 | 6.45 | 6.31 | 6.48 | 6.66 | 6.43 | 6.66 | 6.52 | 6.46 | 6.38 | 6.50 | |
| | | Stride duration (s) | 0.471 | 0.474 | 0.497 | 0.497 | 0.487 | 0.499 | 0.499 | 0.473 | 0.463 | 0.451 | 0.483 | |
| | | Stride efficiency (%) | 69.14 | 64.95 | 62.22 | 65.62 | 69.29 | 64.66 | 69.29 | 66.39 | 65.15 | 63.59 | 65.94 | |
| | | Stride count | 27.06 | 31.02 | 31.70 | 30.86 | 30.03 | 31.09 | 30.04 | 30.68 | 30.98 | 31.35 | 304.81 | |

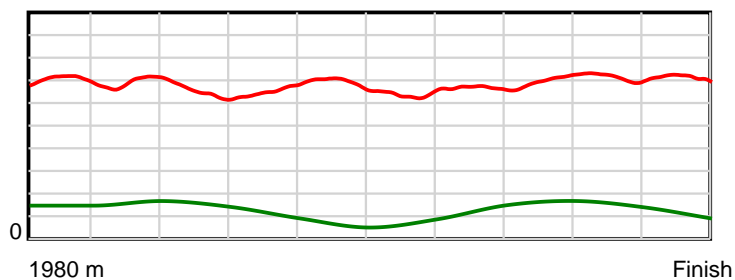
10 m Stride length



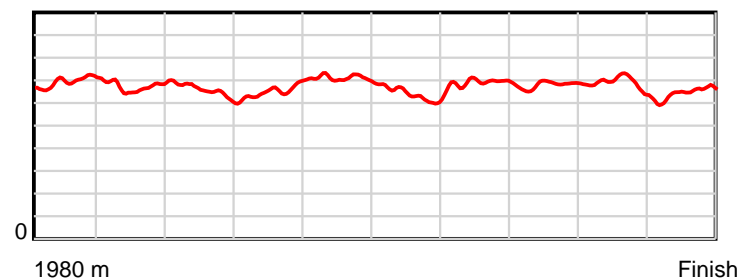
0.6 s Stride duration



20 m/sec Speed



100 % Stride efficiency



Note: Horizontal distance axis grid lines are 200m furlongs.

Disclaimer.

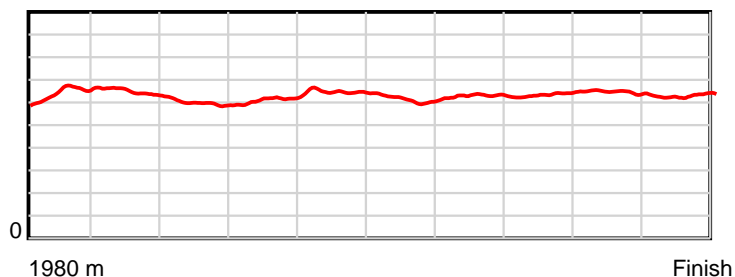
HRNZ and NZMTC and Thoroughbred Ratings Pty Ltd accepts no responsibility for the completeness or accuracy of any of the information contained herein, and makes no representations about its suitability for any particular purpose. Users should make their own judgements about those matters and/or seek independent advice. You assume all risks associated with use of the data provided on this page.

Race Results

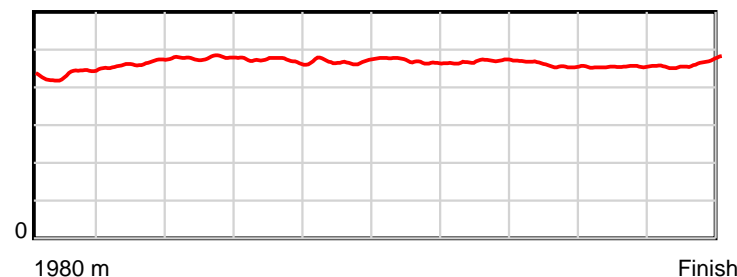
March 22, 2019, Race 12, , Distance 1980m, Addington - Survey 1980m

| Result | TAB no. | Horse (Barrier) | 1980 to | 1800m to | 1600m to | 1400m to | 1200m to | 1000m to | 800m to | 600m to | 400m to | 200m to | Total or | Margin |
|--------|---------|------------------------------|--------------|--------------|--------------|--------------|--------------|-------------|-------------|-------------|-------------|-----------|----------------|--------|
| 8th | 10 | The Governor (9) | 1800m | 1600m | 1400m | 1200m | 1000m | 800m | 600m | 400m | 200m | WP | Average | |
| | | Position in running (margin) | - | 6(4.0) | 4(5.0) | 3(4.3) | 4(4.9) | 4(4.1) | 3(2.8) | 2(1.7) | 3(4.7) | 5(6.1) | | 6.20 |
| | | Sectional time (s) | 12.54 | 14.60 | 16.04 | 15.35 | 14.69 | 15.35 | 14.90 | 14.75 | 14.43 | 14.80 | | |
| | | Cumulative time (s) | 147.45 | 134.91 | 120.31 | 104.27 | 88.92 | 74.23 | 58.88 | 43.98 | 29.23 | 14.80 | 2:27.45 | |
| | | Speed (m/s) | 14.36 | 13.70 | 12.47 | 13.03 | 13.61 | 13.03 | 13.42 | 13.56 | 13.86 | 13.51 | 13.43 | |
| | | Stride length (m) | 6.46 | 6.34 | 5.97 | 6.15 | 6.39 | 6.12 | 6.29 | 6.23 | 6.30 | 6.27 | 6.25 | |
| | | Stride duration (s) | 0.434 | 0.463 | 0.478 | 0.472 | 0.469 | 0.470 | 0.469 | 0.460 | 0.455 | 0.464 | 0.465 | |
| | | Stride efficiency (%) | 65.13 | 62.72 | 55.61 | 59.04 | 63.80 | 58.57 | 61.89 | 60.68 | 62.09 | 61.39 | 60.96 | |
| | | Stride count | 27.88 | 31.57 | 33.53 | 32.54 | 31.30 | 32.67 | 31.78 | 32.10 | 31.73 | 31.91 | 317.01 | |

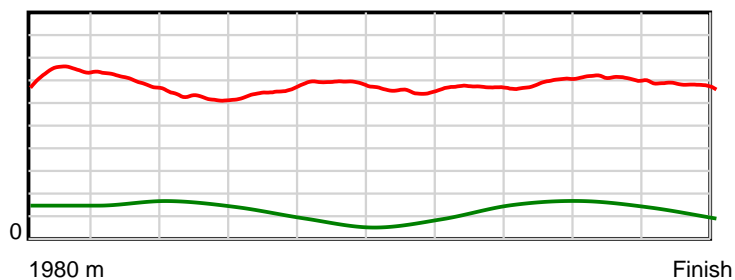
10 m Stride length



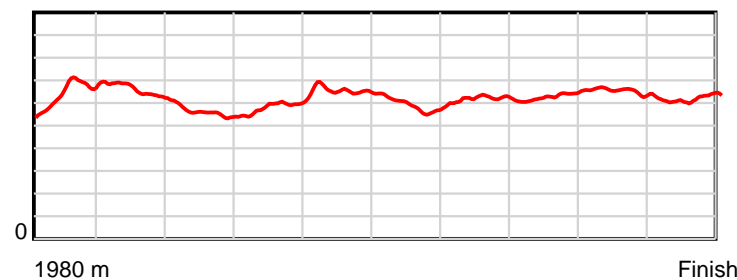
0.6 s Stride duration



20 m/sec Speed



100 % Stride efficiency



Note: Horizontal distance axis grid lines are 200m furlongs.

Disclaimer.

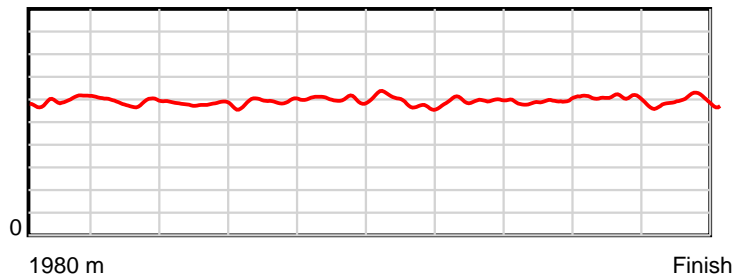
HRNZ and NZMTC and Thoroughbred Ratings Pty Ltd accepts no responsibility for the completeness or accuracy of any of the information contained herein, and makes no representations about its suitability for any particular purpose. Users should make their own judgements about those matters and/or seek independent advice. You assume all risks associated with use of the data provided on this page.

Race Results

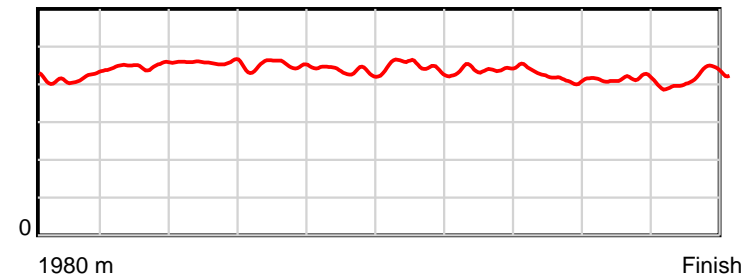
March 22, 2019, Race 12, , Distance 1980m, Addington - Survey 1980m

| Result | TAB no. | Horse (Barrier) | 1980 to | 1800m to | 1600m to | 1400m to | 1200m to | 1000m to | 800m to | 600m to | 400m to | 200m to | Total or | Margin |
|--------|---------|------------------------------|--------------|--------------|--------------|--------------|--------------|-------------|-------------|-------------|-------------|-----------|----------------|--------|
| 9th | 14 | Warloch (12) | 1800m | 1600m | 1400m | 1200m | 1000m | 800m | 600m | 400m | 200m | WP | Average | |
| | | Position in running (margin) | - | 10(6.5) | 10(14.5) | 10(15.1) | 10(14.4) | 11(13.8) | 12(12.6) | 12(10.5) | 11(11.3) | 11(9.9) | | 6.30 |
| | | Sectional time (s) | 12.83 | 15.78 | 16.23 | 15.16 | 14.72 | 15.36 | 14.76 | 14.39 | 13.95 | 14.30 | | |
| | | Cumulative time (s) | 147.48 | 134.65 | 118.87 | 102.64 | 87.48 | 72.76 | 57.40 | 42.64 | 28.25 | 14.30 | 2:27.48 | |
| | | Speed (m/s) | 14.03 | 12.67 | 12.32 | 13.19 | 13.59 | 13.02 | 13.55 | 13.90 | 14.34 | 13.99 | 13.43 | |
| | | Stride length (m) | 5.97 | 5.69 | 5.63 | 5.95 | 5.92 | 5.83 | 5.99 | 5.82 | 5.89 | 5.87 | 5.85 | |
| | | Stride duration (s) | 0.415 | 0.449 | 0.457 | 0.451 | 0.436 | 0.447 | 0.442 | 0.418 | 0.411 | 0.420 | 0.436 | |
| | | Stride efficiency (%) | 55.75 | 50.63 | 49.57 | 55.26 | 54.77 | 53.03 | 56.12 | 52.88 | 54.16 | 53.87 | 53.53 | |
| | | Stride count | 30.13 | 35.14 | 35.51 | 33.63 | 33.78 | 34.33 | 33.37 | 34.38 | 33.97 | 34.06 | 338.30 | |

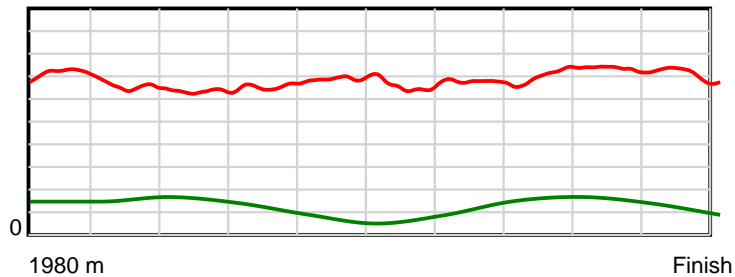
10 m Stride length



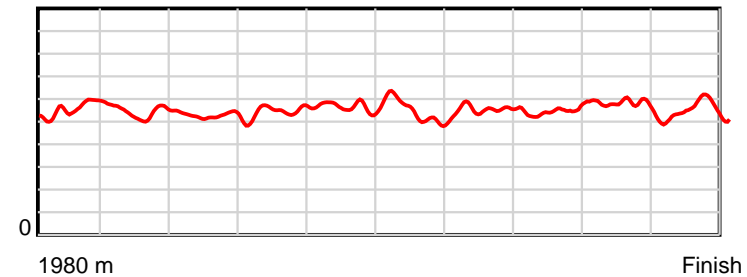
0.6 s Stride duration



20 m/sec Speed



100 % Stride efficiency



Note: Horizontal distance axis grid lines are 200m furlongs.

Disclaimer.

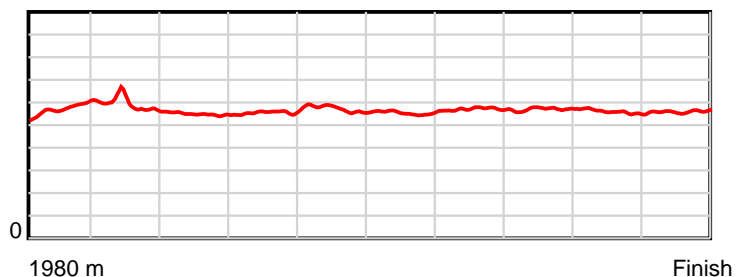
HRNZ and NZMTC and Thoroughbred Ratings Pty Ltd accepts no responsibility for the completeness or accuracy of any of the information contained herein, and makes no representations about its suitability for any particular purpose. Users should make their own judgements about those matters and/or seek independent advice. You assume all risks associated with use of the data provided on this page.

Race Results

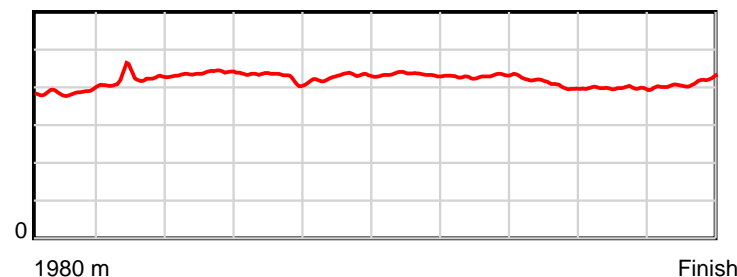
March 22, 2019, Race 12, , Distance 1980m, Addington - Survey 1980m

| Result | TAB no. | Horse (Barrier) | 1980 to | 1800m to | 1600m to | 1400m to | 1200m to | 1000m to | 800m to | 600m to | 400m to | 200m to | Total or | Margin |
|--------|---------|------------------------------|---------|----------|----------|----------|----------|----------|---------|---------|---------|---------|----------|--------|
| 10th | 3 | B Mac C (3) | 1800m | 1600m | 1400m | 1200m | 1000m | 800m | 600m | 400m | 200m | WP | Average | |
| | | Position in running (margin) | - | 4(1.8) | 2(1.7) | 2(1.8) | 3(2.4) | 3(3.7) | 4(4.1) | 5(3.8) | 4(5.1) | 6(6.2) | | 6.50 |
| | | Sectional time (s) | 12.21 | 14.43 | 16.16 | 15.36 | 15.04 | 15.62 | 15.05 | 14.46 | 14.38 | 14.80 | | |
| | | Cumulative time (s) | 147.51 | 135.30 | 120.87 | 104.71 | 89.35 | 74.31 | 58.69 | 43.64 | 29.18 | 14.80 | 2:27.51 | |
| | | Speed (m/s) | 14.74 | 13.86 | 12.38 | 13.02 | 13.30 | 12.80 | 13.29 | 13.83 | 13.91 | 13.51 | 13.42 | |
| | | Stride length (m) | 5.76 | 5.83 | 5.42 | 5.58 | 5.70 | 5.56 | 5.71 | 5.67 | 5.54 | 5.58 | 5.63 | |
| | | Stride duration (s) | 0.388 | 0.421 | 0.438 | 0.428 | 0.428 | 0.434 | 0.430 | 0.410 | 0.398 | 0.413 | 0.419 | |
| | | Stride efficiency (%) | 51.78 | 53.09 | 45.91 | 48.59 | 50.70 | 48.36 | 51.03 | 50.28 | 47.88 | 48.58 | 49.54 | |
| | | Stride count | 31.27 | 34.31 | 36.90 | 35.87 | 35.11 | 35.95 | 35.00 | 35.26 | 36.13 | 35.87 | 351.67 | |

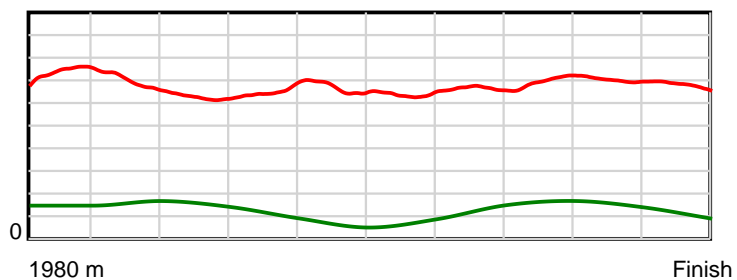
10 m Stride length



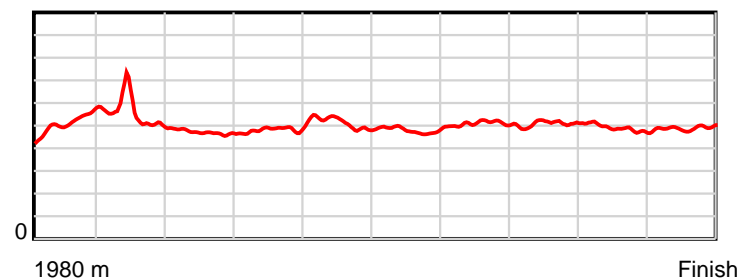
0.6 s Stride duration



20 m/sec Speed



100 % Stride efficiency



Note: Horizontal distance axis grid lines are 200m furlongs.

Disclaimer.

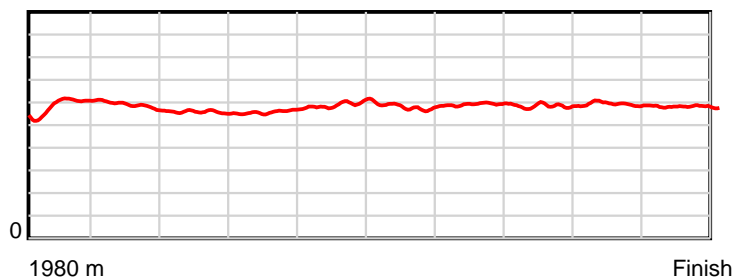
HRNZ and NZMTC and Thoroughbred Ratings Pty Ltd accepts no responsibility for the completeness or accuracy of any of the information contained herein, and makes no representations about its suitability for any particular purpose. Users should make their own judgements about those matters and/or seek independent advice. You assume all risks associated with use of the data provided on this page.

Race Results

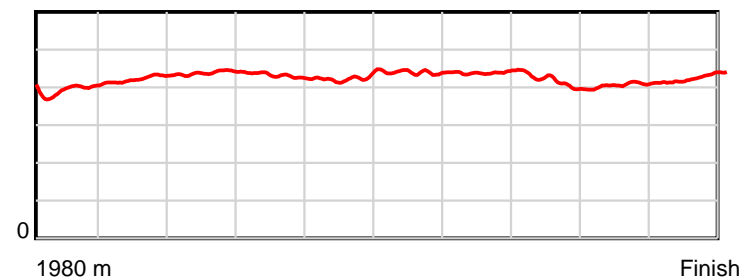
March 22, 2019, Race 12, , Distance 1980m, Addington - Survey 1980m

| Result | TAB no. | Horse (Barrier) | 1980 to | 1800m to | 1600m to | 1400m to | 1200m to | 1000m to | 800m to | 600m to | 400m to | 200m to | Total or | Margin |
|--------|---------|------------------------------|---------|----------|----------|----------|----------|----------|---------|---------|---------|---------|----------|--------|
| 11th | 7 | Prosecution Wi... (6) | 1800m | 1600m | 1400m | 1200m | 1000m | 800m | 600m | 400m | 200m | WP | Average | |
| | | Position in running (margin) | - | 2(1.6) | 3(3.9) | 4(4.8) | 5(5.9) | 5(5.8) | 5(4.7) | 4(3.6) | 5(5.4) | 7(6.2) | | 6.80 |
| | | Sectional time (s) | 12.09 | 14.84 | 16.29 | 15.45 | 14.80 | 15.37 | 14.92 | 14.54 | 14.34 | 14.92 | | |
| | | Cumulative time (s) | 147.56 | 135.47 | 120.63 | 104.34 | 88.89 | 74.09 | 58.72 | 43.80 | 29.26 | 14.92 | 2:27.56 | |
| | | Speed (m/s) | 14.89 | 13.48 | 12.28 | 12.94 | 13.51 | 13.01 | 13.40 | 13.76 | 13.95 | 13.40 | 13.42 | |
| | | Stride length (m) | 5.87 | 5.69 | 5.38 | 5.58 | 5.76 | 5.71 | 5.89 | 5.69 | 5.69 | 5.72 | 5.69 | |
| | | Stride duration (s) | 0.392 | 0.422 | 0.439 | 0.431 | 0.426 | 0.439 | 0.439 | 0.413 | 0.408 | 0.427 | 0.424 | |
| | | Stride efficiency (%) | 53.79 | 50.63 | 45.30 | 48.67 | 51.80 | 50.97 | 54.20 | 50.54 | 50.57 | 51.20 | 50.65 | |
| | | Stride count | 30.68 | 35.13 | 37.14 | 35.84 | 34.74 | 35.02 | 33.96 | 35.17 | 35.16 | 34.94 | 347.78 | |

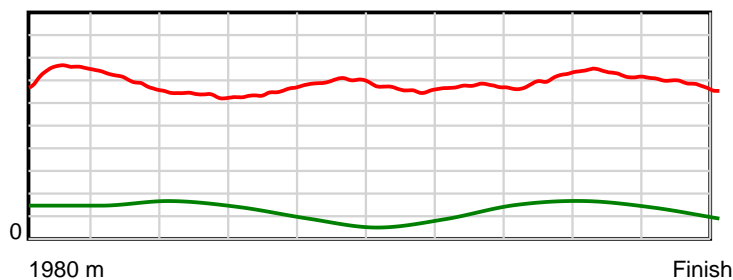
10 m Stride length



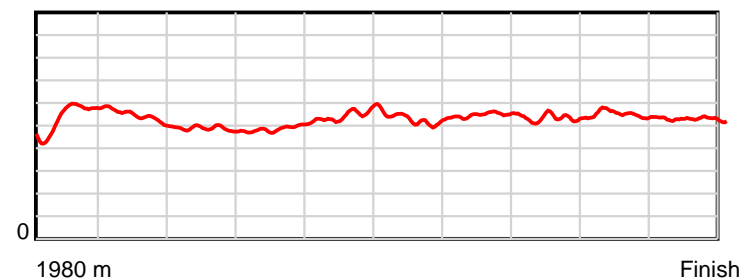
0.6 s Stride duration



20 m/sec Speed



100 % Stride efficiency



Note: Horizontal distance axis grid lines are 200m furlongs.

Disclaimer.

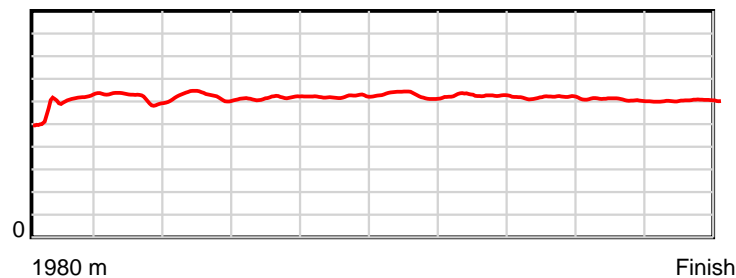
HRNZ and NZMTC and Thoroughbred Ratings Pty Ltd accepts no responsibility for the completeness or accuracy of any of the information contained herein, and makes no representations about its suitability for any particular purpose. Users should make their own judgements about those matters and/or seek independent advice. You assume all risks associated with use of the data provided on this page.

Race Results

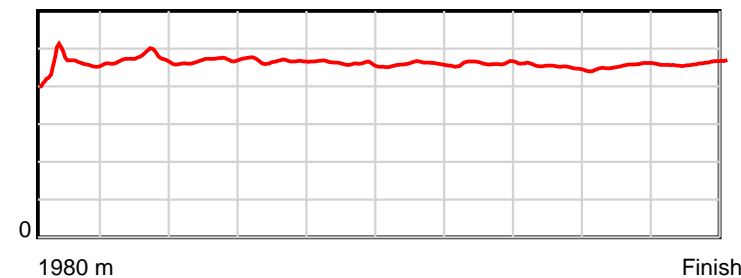
March 22, 2019, Race 12, , Distance 1980m, Addington - Survey 1980m

| Result | TAB no. | Horse (Barrier) | 1980 to | 1800m to | 1600m to | 1400m to | 1200m to | 1000m to | 800m to | 600m to | 400m to | 200m to | Total or | Margin |
|--------|---------|------------------------------|---------|----------|----------|----------|----------|----------|----------|---------|----------|----------|----------|--------|
| 12th | 9 | Immortal Chang... (8) | 1800m | 1600m | 1400m | 1200m | 1000m | 800m | 600m | 400m | 200m | WP | Average | |
| | | Position in running (margin) | - | 13(14.3) | 12(24.3) | 12(20.6) | 12(19.1) | 12(18.9) | 11(12.4) | 11(9.7) | 12(12.1) | 12(18.1) | | 19.70 |
| | | Sectional time (s) | 14.14 | 16.12 | 15.52 | 15.02 | 14.79 | 14.46 | 14.65 | 14.65 | 15.20 | 15.34 | | |
| | | Cumulative time (s) | 149.89 | 135.75 | 119.63 | 104.11 | 89.09 | 74.30 | 59.84 | 45.19 | 30.54 | 15.34 | 2:29.89 | |
| | | Speed (m/s) | 12.73 | 12.41 | 12.89 | 13.32 | 13.52 | 13.83 | 13.65 | 13.65 | 13.16 | 13.04 | 13.21 | |
| | | Stride length (m) | 5.92 | 5.88 | 6.05 | 6.21 | 6.22 | 6.35 | 6.30 | 6.16 | 5.99 | 6.02 | 6.11 | |
| | | Stride duration (s) | 0.458 | 0.474 | 0.469 | 0.467 | 0.460 | 0.459 | 0.461 | 0.451 | 0.455 | 0.462 | 0.462 | |
| | | Stride efficiency (%) | 54.83 | 53.96 | 57.11 | 60.31 | 60.47 | 63.10 | 61.94 | 59.23 | 56.13 | 56.71 | 58.31 | |
| | | Stride count | 30.39 | 34.03 | 33.08 | 32.19 | 32.15 | 31.47 | 31.77 | 32.49 | 33.37 | 33.20 | 324.14 | |

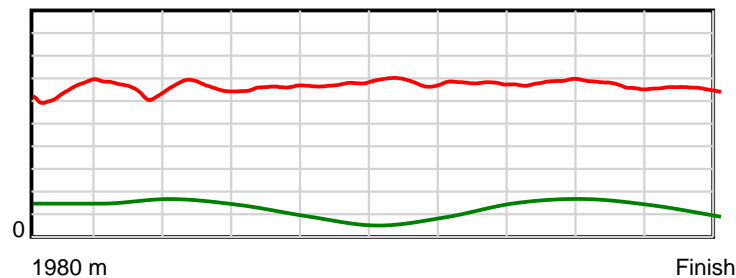
10 m Stride length



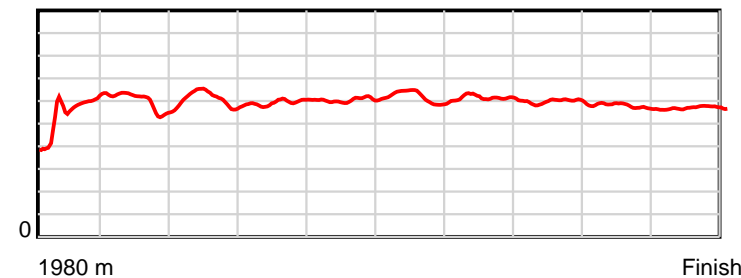
0.6 s Stride duration



20 m/sec Speed



100 % Stride efficiency



Note: Horizontal distance axis grid lines are 200m furlongs.

Disclaimer.

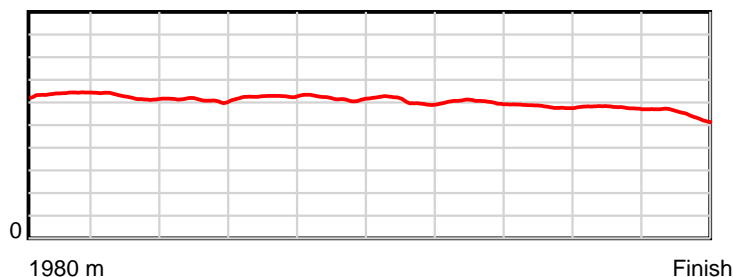
HRNZ and NZMTC and Thoroughbred Ratings Pty Ltd accepts no responsibility for the completeness or accuracy of any of the information contained herein, and makes no representations about its suitability for any particular purpose. Users should make their own judgements about those matters and/or seek independent advice. You assume all risks associated with use of the data provided on this page.

Race Results

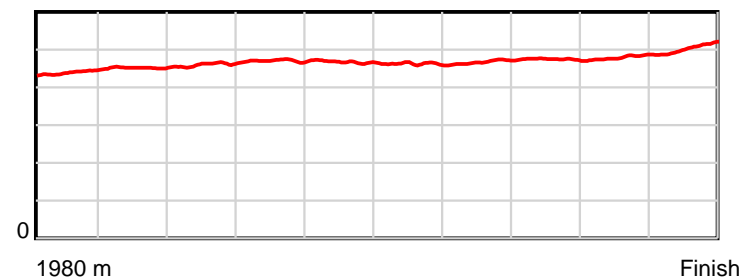
March 22, 2019, Race 12, , Distance 1980m, Addington - Survey 1980m

| Result | TAB no. | Horse (Barrier) | 1980 to | 1800m to | 1600m to | 1400m to | 1200m to | 1000m to | 800m to | 600m to | 400m to | 200m to | Total or | Margin |
|--------|---------|------------------------------|--------------|--------------|--------------|--------------|--------------|-------------|-------------|-------------|-------------|-----------|----------------|--------|
| 13th | 2 | Cindy Bromac (2) | 1800m | 1600m | 1400m | 1200m | 1000m | 800m | 600m | 400m | 200m | WP | Average | |
| | | Position in running (margin) | - | 14(28.4) | 14(28.4) | 13(23.0) | 13(21.4) | 13(23.1) | 13(19.9) | 13(22.3) | 13(34.7) | 13(50.2) | | 25.00 |
| | | Sectional time (s) | 8.95 | 14.44 | 15.24 | 15.00 | 15.10 | 15.03 | 15.50 | 16.33 | 16.77 | 18.48 | | |
| | | Cumulative time (s) | 150.84 | 141.89 | 127.45 | 112.21 | 97.21 | 82.11 | 67.08 | 51.58 | 35.25 | 18.48 | 2:30.84 | |
| | | Speed (m/s) | 20.12 | 13.85 | 13.12 | 13.33 | 13.25 | 13.31 | 12.90 | 12.25 | 11.93 | 10.82 | 13.13 | |
| | | Stride length (m) | 6.40 | 6.26 | 6.04 | 6.27 | 6.19 | 6.15 | 6.03 | 5.81 | 5.72 | 5.46 | 6.02 | |
| | | Stride duration (s) | 0.440 | 0.452 | 0.460 | 0.470 | 0.467 | 0.462 | 0.467 | 0.474 | 0.480 | 0.504 | 0.458 | |
| | | Stride efficiency (%) | 64.10 | 61.15 | 56.99 | 61.46 | 59.83 | 59.11 | 56.82 | 52.78 | 51.11 | 46.57 | 56.56 | |
| | | Stride count | 28.10 | 31.97 | 33.12 | 31.89 | 32.32 | 32.52 | 33.17 | 34.41 | 34.97 | 36.64 | 329.11 | |

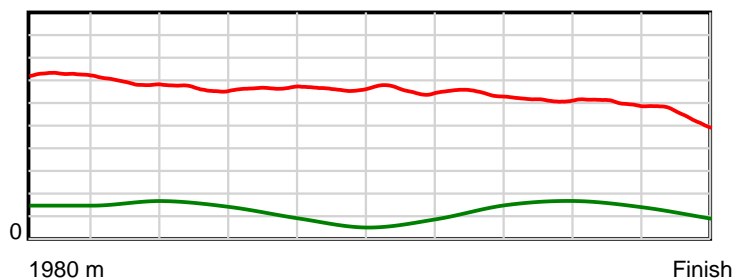
10 m Stride length



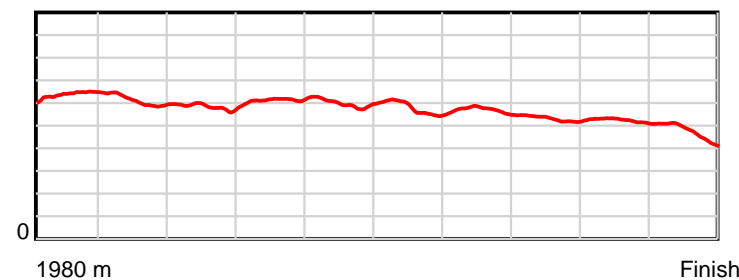
0.6 s Stride duration



20 m/sec Speed



100 % Stride efficiency



Note: Horizontal distance axis grid lines are 200m furlongs.

Disclaimer.

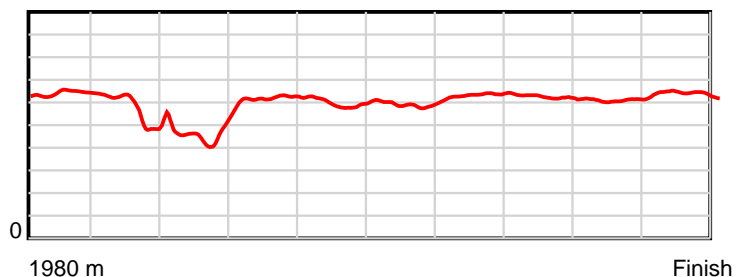
HRNZ and NZMTC and Thoroughbred Ratings Pty Ltd accepts no responsibility for the completeness or accuracy of any of the information contained herein, and makes no representations about its suitability for any particular purpose. Users should make their own judgements about those matters and/or seek independent advice. You assume all risks associated with use of the data provided on this page.

Race Results

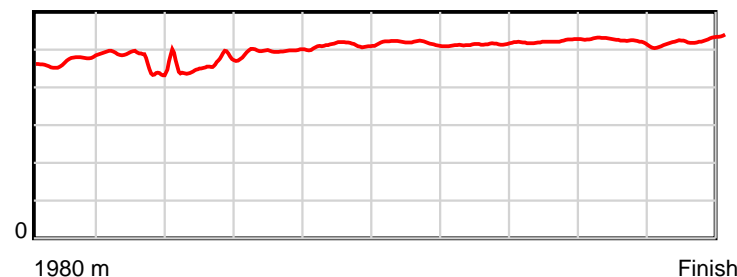
March 22, 2019, Race 12, , Distance 1980m, Addington - Survey 1980m

| Result | TAB no. | Horse (Barrier) | 1980 to | 1800m to | 1600m to | 1400m to | 1200m to | 1000m to | 800m to | 600m to | 400m to | 200m to | Total or | Margin |
|--------|---------|------------------------------|---------|----------|----------|----------|----------|----------|----------|----------|-----------|-----------|----------|--------|
| 14th | 8 | The Dude (7) | 1800m | 1600m | 1400m | 1200m | 1000m | 800m | 600m | 400m | 200m | WP | Average | |
| | | Position in running (margin) | - | 12(9.1) | 13(26.1) | 14(50.8) | 14(55.1) | 14(71.4) | 14(82.1) | 14(89.2) | 14(107.9) | 14(127.5) | | 129.00 |
| | | Sectional time (s) | 13.37 | 17.27 | 20.26 | 15.99 | 17.54 | 17.33 | 16.27 | 17.38 | 17.46 | 16.69 | | |
| | | Cumulative time (s) | 169.56 | 156.19 | 138.92 | 118.66 | 102.67 | 85.13 | 67.80 | 51.53 | 34.15 | 16.69 | 2:49.56 | |
| | | Speed (m/s) | 13.46 | 11.58 | 9.87 | 12.51 | 11.40 | 11.54 | 12.29 | 11.51 | 11.45 | 11.98 | 11.68 | |
| | | Stride length (m) | 6.43 | 5.44 | 4.54 | 6.22 | 5.86 | 5.97 | 6.33 | 6.02 | 5.97 | 6.32 | 5.85 | |
| | | Stride duration (s) | 0.470 | 0.470 | 0.459 | 0.498 | 0.513 | 0.518 | 0.515 | 0.523 | 0.521 | 0.527 | 0.501 | |
| | | Stride efficiency (%) | 64.68 | 46.31 | 32.15 | 60.53 | 53.58 | 55.76 | 62.58 | 56.56 | 55.74 | 62.34 | 53.44 | |
| | | Stride count | 27.98 | 36.74 | 44.09 | 32.13 | 34.16 | 33.48 | 31.60 | 33.24 | 33.49 | 31.67 | 338.58 | |

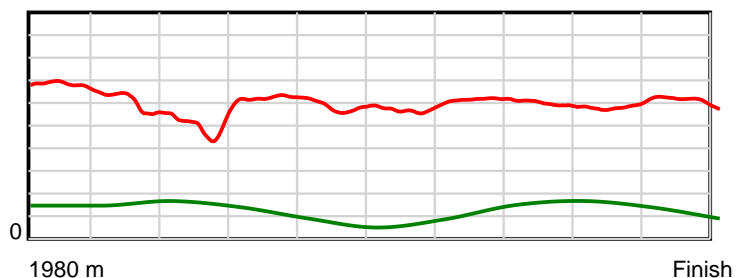
10 m Stride length



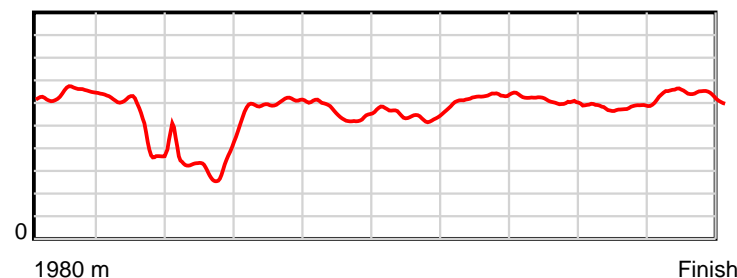
0.6 s Stride duration



20 m/sec Speed



100 % Stride efficiency



Note: Horizontal distance axis grid lines are 200m furlongs.

Disclaimer.

HRNZ and NZMTC and Thoroughbred Ratings Pty Ltd accepts no responsibility for the completeness or accuracy of any of the information contained herein, and makes no representations about its suitability for any particular purpose. Users should make their own judgements about those matters and/or seek independent advice. You assume all risks associated with use of the data provided on this page.